

# Bihar

## Lok Sabha 2009 Elections

# CONTENTS

Executive summary for candidates & MPs.....	297
Voting and winning trend.....	300
Analysis based on pending criminal cases.....	302
Pending criminal cases- analysis for candidates.....	302
Party wise break up for candidates with pending criminal cases .....	302
Serious crime distribution for candidates – Party wise.....	304
Party wise comparison of pending criminal cases on candidates- LS 2004 vs. LS 2009.....	307
Details for candidates based on pending criminal cases.....	308
Pending criminal cases- analysis for MPs .....	310
Party wise break up for MPs with pending criminal cases.....	311
MPs with pending criminal cases- LS 2004 vs. LS 2009-Party wise comparison .....	312
Party wise break up for MPs with serious pending criminal cases.....	312
List of MPs with most serious pending criminal cases .....	315
Analysis based on assets.....	316
Analysis based on assets – for candidates .....	316
Average assets for Candidates - party wise .....	317
Top 20 crorepati candidates.....	318
Analysis based on assets- for MPs.....	319
Chances of winning based on assets.....	320
Crorepati MPs- Party wise break up.....	320
Average assets per MP for major parties .....	321
Asset position in constituency among candidates and chances of winning.....	322
Details of Crorepati MPs.....	323
Female representation in Lok Sabha 2009 elections .....	324
Full Asset and pending criminal cases details.....	317
Assets for all MPs from Bihar in Lok Sabha 2009.....	317
Full details of pending criminal cases on MPs from Bihar .....	324

# **Bihar Election Watch\***

## **Lok Sabha elections 2009**

Lok Sabha 2009 elections were held in four phases in Bihar from April 16, 2009 to May 07, 2009. This chapter includes the analysis of voting trend, criminalization, money power, gender etc in these elections. Information provided by ECI and details from the affidavits filed by contesting candidates have been used for above analysis.

### **Growth of political parties**

In Lok Sabha 2004, 38 parties contested which rose to 68 parties in Lok Sabha 2009 elections. This reflects a rise of 79% in the number of parties from Lok Sabha 2004 elections to Lok Sabha 2009 elections.

### **Growth in number of candidates**

In Bihar total of 672 candidates contested Lok Sabha 2009 elections as compared to 462 candidates in Lok Sabha 2004 elections. This shows a growth of 45% in the number of candidates contesting in 2009.

\*This chapter would not have been possible without the efforts of several volunteers, groups and organizations from the state. ADR and NEW especially acknowledge with gratitude the efforts of Sh. Anjesh Kumar (State Coordinator, Bihar Election Watch), Sh. Ramjanam Thakur (Nidhi Institution Of Human Development & Social Change), Sh. Arvind Pandey (Democratic People's Organisation), Sh. Parbhu Nandan (Mithila Mandal Lok Vikas Sansthan), Sh. Arun Kumar Singh (DR.B.R.Ambedkar Harizan Klyan Parisad), Sh. Anjani kumar (Nirman), Md. Tarik (Janhit Kala Sansthan), Pro. Krishan Kumar (Jagjivan College, Arra), Eng. Deepak Kumar (Chandragupta Institute Of Management), Sh. Parveen Kumar((S.M), PACCS-II Programme, DFID), Sh. Rajesh Kumar Shahi (Harijan Mahila Evam Bal Vikas Sansthan), Sh.Abdhesh Kumar(Health Line), Dr. Vijay Kumar(ECOVIC), Sh. Rakesh Kumar Sinha (BREAD), Sh. Shanbhu Tibary (Patna Rights Collective), Sh. Ashok Kumar Singh (MEGA INTERNATIONAL), Sh. Suresh Kumar (Manav Seva Ashram), Sh. Ramkumar Singha (Shrishti International), Sh. Rajkishore Pd. Yadav (Daroga Parsad Ray Mahila Parshikshan Kendra), Smt. Nirmla Sinha (Harijan Mahila Shishu Kalyan Parisad), Sh.Harendra Singh (Vikas Bihar), Sh. Jitendra Kumar (Janta Karah Kalyan Smaj), Sh. Kaushlendr Kumar, Sh. Ramesh Kumar (Janseva Ahiyapur) (Bihar Gramin Jagurakata Abhiyan Samiti, Begusrai), Sh. Bipin Parkash Sharan (Vidya Kendra), Ms Anmola Kumari (Adhunik Adars Anmol Seva Sansthan), Sh. Krishna Kumar (Utthan Bharti), Sh. Ramsikandra Kumar (Kalyani Seva Sansthan), Sh. Kanchan Kumar (Chandramukhi), Sh. Parmod Kumar Singh (VSSSESS), Sh. Biresh Pd. Singh (Jan Seva Samiti), Ms Sabiha Naz (Mahila Sevak Samaj), Dr.Ram Parkash Singh (Gramin Vikas Evam Kalyan Samiti), Dr. Birendra Kumar (Shiksha Evam Sanskriti Vikas Samiti), Sh. Lal Mohan Roy (Samaga Manav Seva Samiti), Er. Satish Raj, Chauhan (Pahal), Sh. Sudhir Kumar Singh (Seva Bharti), Ms. Usha Singha (Gram Didee), Ms. Nutan Kumari (Jay Lakshami Mahila Vikas Kendra), Sh.Pankaj Kumar Singh (Harizan Adivasi Mahila Kalyan Samiti), Sh.Sanjay Kumar Singh (Aprajita), Sh.Kaushal Kishor Roy (Sarvpriya Khadhi Gramodhog Samiti), Sh.Motiur Rahman (Koshi Anchal Samagra Vikas), Sh. Ramchandra Pandit (Harijan Adivasi Shikshan Parshikshan Kalyan Sansthan).

This volume is dedicated to all who were part of the Election Watch.

# Executive summary for candidates and MPs

## Summary for candidates

- Affidavits of 646 candidates out of 672 contested in Lok Sabha 2009 elections from Bihar were analyzed by Bihar Election Watch (BEW).
- Out of these 646 candidates, 178 candidates or 28% declared pending criminal cases against them. BSP had 18 out of 38 (47.37%) candidates with pending criminal cases, INC had 17 out of 36 (47.22%) candidates with pending criminal cases, RJD had 14 out of 28 (50%) candidates with pending criminal cases, JD (U) had 12 out of 25 (48%) and LJP had 4 out of 12 (33.33%) candidates with pending criminal cases.
- Out of these 178 candidates with pending criminal cases, 118 had pending serious criminal cases like murder, attempt to murder, kidnapping, robbery, extortion etc. BSP, INC had 11 candidates each, RJD-10, JD (U) - 06 and LJP had 02 candidates with pending serious criminal cases.
- Candidates of major parties in Bihar- RJD, JD (U), LJP, INC and BJP were analyzed for 2004 Lok Sabha elections. Out of the 77 candidates of these five major political parties 29 (38%) had pending criminal cases against them. Comparing this to 2009 Lok Sabha elections, there were 116 candidates of these five main parties RJD, JD (U), LJP, INC & BJP and out of these 116 candidates 53 (46%) had pending criminal cases against them.
- There were 634 IPC cases of heinous nature on the candidates which included murder, attempt to murder, kidnapping, extortion, etc.
- There were total 33 red alert constituencies where 3 or more contesting candidates had pending criminal cases against them. Muzaffarpur had 10 candidates with pending criminal cases followed by Khagaria which had 9 candidates with pending criminal cases, Bhagalpur, Jahanabad and Munger had 8 candidates each with pending criminal cases.
- Out of 646 candidates 78 candidates i.e. 12% were crorepatis.
- A total of 5 candidates declared zero assets.
- A total of 84 candidates declared liabilities of 5 lakhs and above.
- Among major parties, the average asset per candidate for BJP was Rs. 4.71 crores, INC was Rs. 1.75 crores, RJD Rs.1.05 crores and JD(U) Rs.1.04 crores .
- Out of 646 candidates 410 i.e.63% of candidates (410 of 646) have not furnished PAN card details.
- Number of women candidates was just 46 (6.85%) as compared to 626 of men (93.14%).
- 46.74% candidates (302 of 646) were graduates & above.
- None of the parties managed to get votes anywhere near to 50%. The highest votes polled were approx 24% for JD (U) and it was about 11% of the total registered voters. BJP managed 14% of the votes and INC managed 10%.

## **Summary for MPs**

- Out of 40 MPs, 18 (45%) have pending criminal cases against them. Comparing this to Lok Sabha 2004, 15 MPs out of 40 (37.5%) had pending criminal cases against them.
- Out of these 18 MPs with pending criminal cases, there are pending serious criminal cases against 6 (15%) MPs. Contrasting this with 2004 Lok Sabha, 9 (22.50 %) MPs had serious pending criminal cases against them.
- Even though the number of MPs with pending criminal cases has increased from 15 in Lok Sabha 2004 to 18 in Lok Sabha 2009, the number of total criminal cases against MPs has decreased from 74 in Lok Sabha 2004 to 45 in Lok Sabha 2009. Similarly the number of total serious IPC sections against MPs has decreased from 103 in 2004 to 33 in 2009.
- The number of crorepati MPs has increased from 7 in Lok Sabha 2004 to 17 in current Lok Sabha.
- Among major parties, the average asset per MP for INC is Rs. 5.27 crores, BJP Rs 5.57 crores, RJD Rs. 1.36 crores, & JD (U) 1.02 crores each.
- Average asset of a MP from Bihar is Rs 2.69 crores.
- Out of 40 MPs, 4 have not declared their PAN details.
- Out of 46 women candidates, only 4 managed to win. Hence only 8.69% of MPs from Bihar in current Lok Sabha are women.

# Voting and winning trend

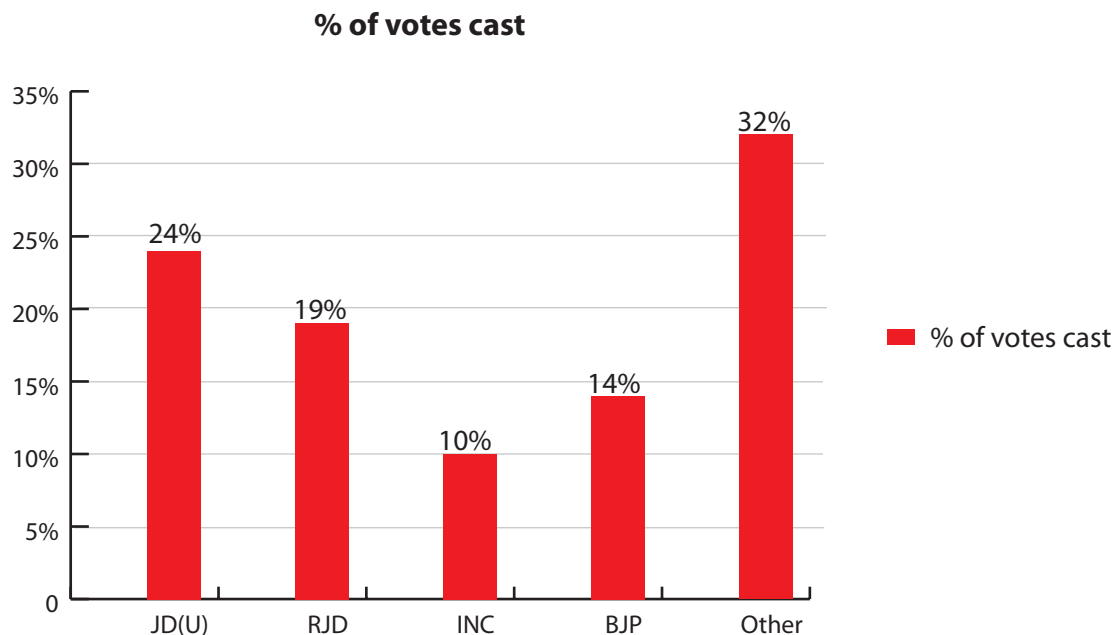
## Voting analysis

The % of votes polled for major parties in Bihar clearly shows that none of the parties got anywhere close to the 50% mark. JD(U) which emerged as a largest party in Bihar in 2009 elections after winning 20 out of 40 Lok Sabha seats managed to get only 24% of the votes cast and only 11% of the registered voters. RJD managed to get just 19% votes cast which is 9% of registered voters. The total electorate in Bihar was 54,491,790 and the total votes cast were 24,232,597.

**Table: % of votes cast**

Party	Total votes cast for the party	% of votes cast	% of total registered voters
Janta Dal (United) (JD(U))	58,25,874	24%	11%
Rashtriya Janta Dal (RJD)	46,78,880	19%	9%
Indian National Congress (INC)	24,87,008	10%	5%
Bharatiya Janata Party (BJP)	33,76,109	14%	6%
Others	78,64,726	32%	14%

**Figure: Per cent of votes cast in Bihar- party wise**



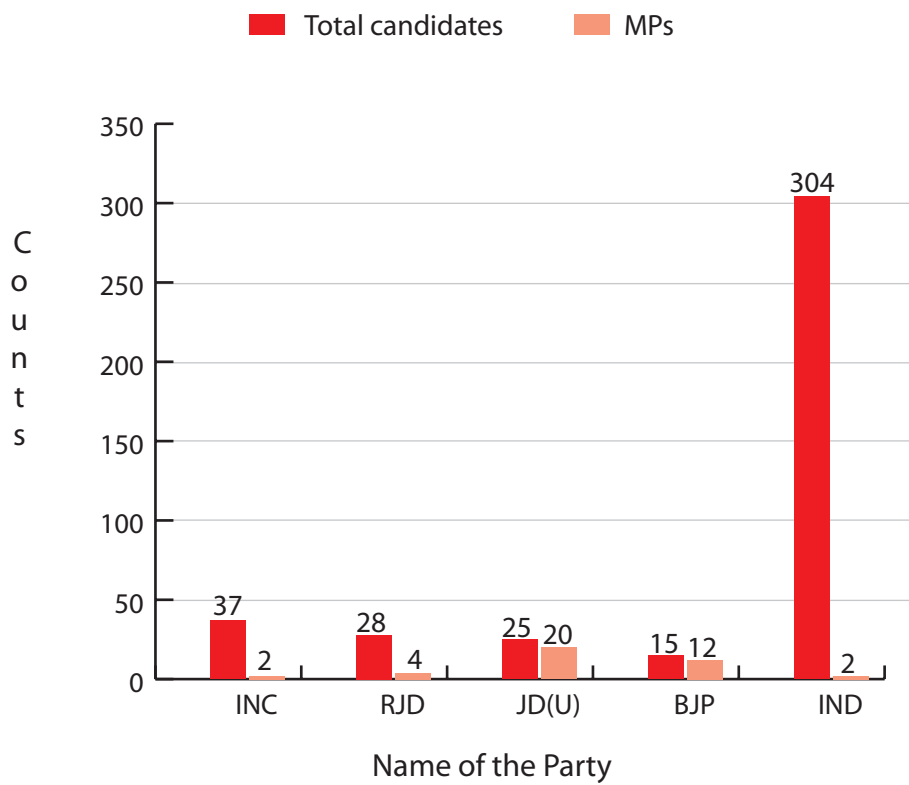
# Candidates vs MPs

Bihar has 40 parliamentary constituencies. Maximum numbers of MPs (20) are from JD (U) followed by 12 from BJP & RJD has 4 MPs. The breakup of MPs as compared to total candidates from the party are-

Table: Candidates & MPs- Bihar

Party	Total candidates	MPs
INC	37	2
RJD	28	4
JD(U)	25	20
BJP	15	12
IND	304	2

Figure : Candidates vs MPs- party wise



# Analysis based on pending criminal cases

## Pending criminal cases- analysis for candidates

A total of 646 affidavits out of 672 were analysed by BEW for Lok Sabha 2009 elections. Out of these 646 candidates, 178 (28%) candidates declared pending criminal cases against them. Out of these 178 candidates with pending criminal cases, 118 had pending serious criminal cases like murder, attempt to murder, kidnapping, robbery, extortion etc.

## Party wise break up for candidates with pending criminal cases

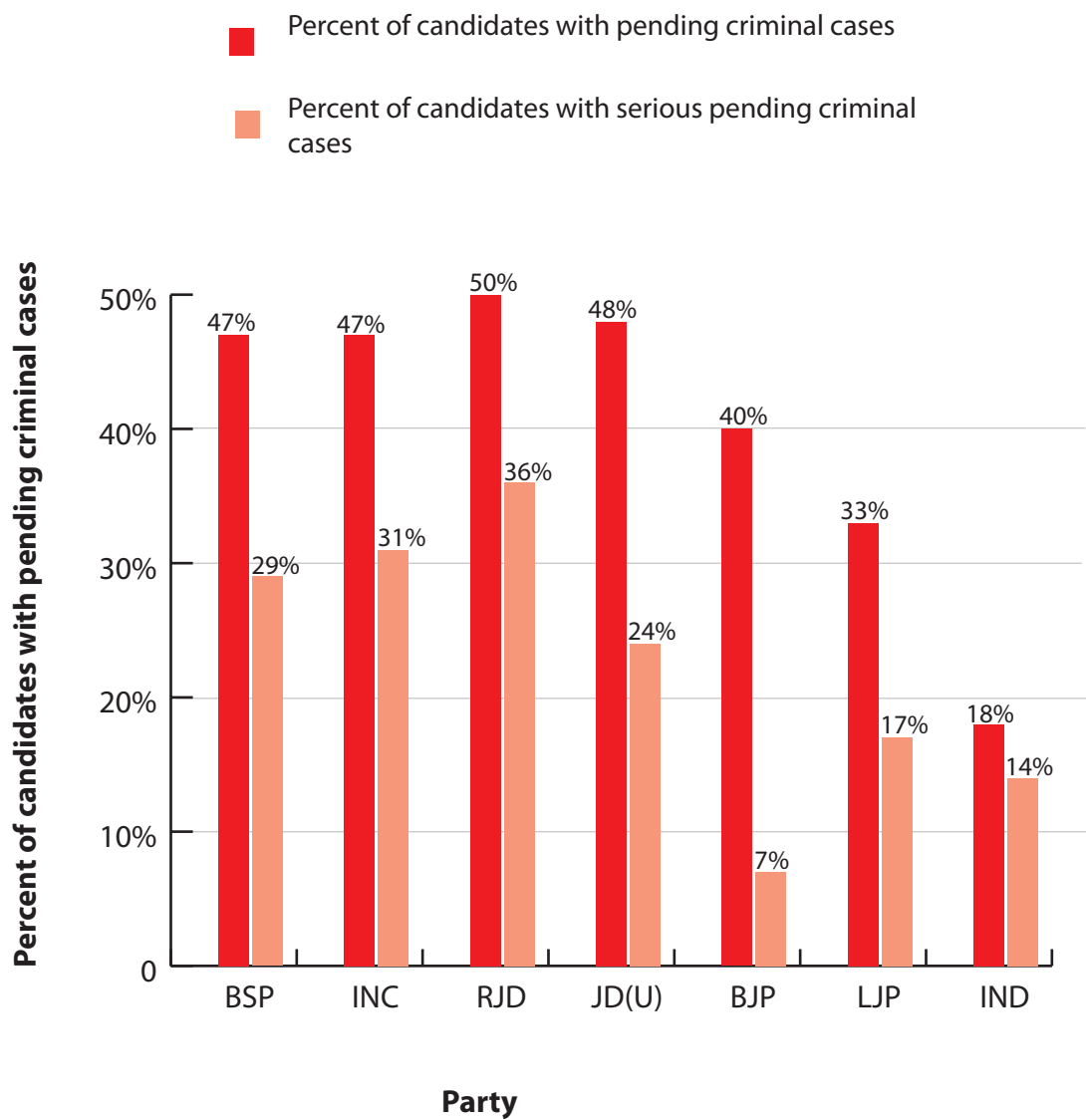
In Bihar, 178 candidates out of 646 in Lok Sabha 2009 elections had pending criminal cases against them. 118 out of 178 had serious criminal cases against them. 50% of candidates from RJD in Bihar had pending criminal cases followed by 48% from JD (U). Party wise details are given below.

**Table: Candidates with pending criminal cases and serious pending criminal cases- party wise break up**

Party	Total candidates analysed	Candidates with pending criminal cases	Percent of candidates with pending criminal cases	Number of candidates with pending serious criminal cases	Percent of candidates with pending serious criminal cases
BSP	38	18	47%	11	29%
INC	36	17	47%	11	31%
RJD	28	14	50%	10	36%
JD(U)	25	12	48%	6	24%
BJP	15	6	40%	1	7%
LJP	12	4	33%	2	17%
IND	291	53	18%	41	14%
Other parties	201	54	27%	36	18%
Total	646	178	28 %	118	18%



**Figure: Comparison of pending criminal cases and serious pending criminal cases for candidates of main parties from Bihar**



## Serious crimes distribution – for candidates - Party wise

The table below shows the breakup of serious IPC sections for candidates of major parties. Serious crimes have been distributed in categories of violent crimes, theft related crimes, and finance related crimes and other serious crimes.

**Table: Serious IPC section break up for candidates of major parties**

IPC/Party	IPC Description	JD(U)	BSP	INC	BJP	RJD	LJP	Total for major parties
<b><i>VIOLENT CRIMES</i></b>								
300 302 303 304 304A 304B 305 306	Murder & related	12	2	3	0	1	1	19
307 308	Attempt to murder	7	5	8	0	2	1	23
321 322 323 324 325 326	Voluntarily causing hurt by	7	7	3	0	0	1	18
339 340 341 342 343 344 345 346 347 348	Wrongful confinement for three or more days	1	0	0	0	1	0	2
359 360 361 362 363 363A 364 364A 365 366 366A 366B 367 368 369	kidnapping	5	1	5	0	3	0	14
<b>Total Violent Crimes</b>		<b>32</b>	<b>15</b>	<b>19</b>	<b>0</b>	<b>7</b>	<b>3</b>	<b>76</b>
<b><i>ROBBERY, EXTORTION, THEFT, CHEATING ETC</i></b>								
378 379 380 381 382	theft related	7	3	6	0	4	0	20
383 384 385 386 387 388 389	extortion	0	1	2	0	1	0	4
390 391 392 393 394	robbery related	0	0	1	0	0	0	1
395 396 397 398 399 400 401 402	dacoity related	0	0	0	0	0	0	0
411 412 414 415 417 418 419 420	Cheating and dishonesty , stolen property	10	14	2	0	17	1	44
<b>Total Theft related crimes</b>		<b>17</b>	<b>18</b>	<b>11</b>	<b>0</b>	<b>22</b>	<b>1</b>	<b>69</b>
<b><i>FINANCIAL FRAUD ETC</i></b>								
465 466 467 468 469 470 471	forgery	15	10	2	0	32	0	59
<b>Total Financial crimes</b>		<b>15</b>	<b>10</b>	<b>2</b>	<b>0</b>	<b>32</b>	<b>0</b>	<b>59</b>
IPC/Party	IPC Description	JD(U)	BSP	INC	BJP	RJD	LJP	Total for major parties

<b>OTHER SERIOUS CRIME</b>								
171 C 171D 171F	undue influence or personation at an election	1	0	1	0	4	0	6
171G 171H	false statements/ Illegal payments in connection with an election	0	1	1	1	2	0	5
295	Injuring or defiling place of worship with intent to insult the religion of any class	0	1	0	0	0	0	1
<b>Total other serious crimes</b>		<b>1</b>	<b>2</b>	<b>2</b>	<b>1</b>	<b>6</b>	<b>0</b>	<b>12</b>
<b>Total for major parties</b>		<b>65</b>	<b>45</b>	<b>34</b>	<b>1</b>	<b>67</b>	<b>4</b>	<b>216</b>

**Figure: Serious IPC section break up for candidates of major parties**

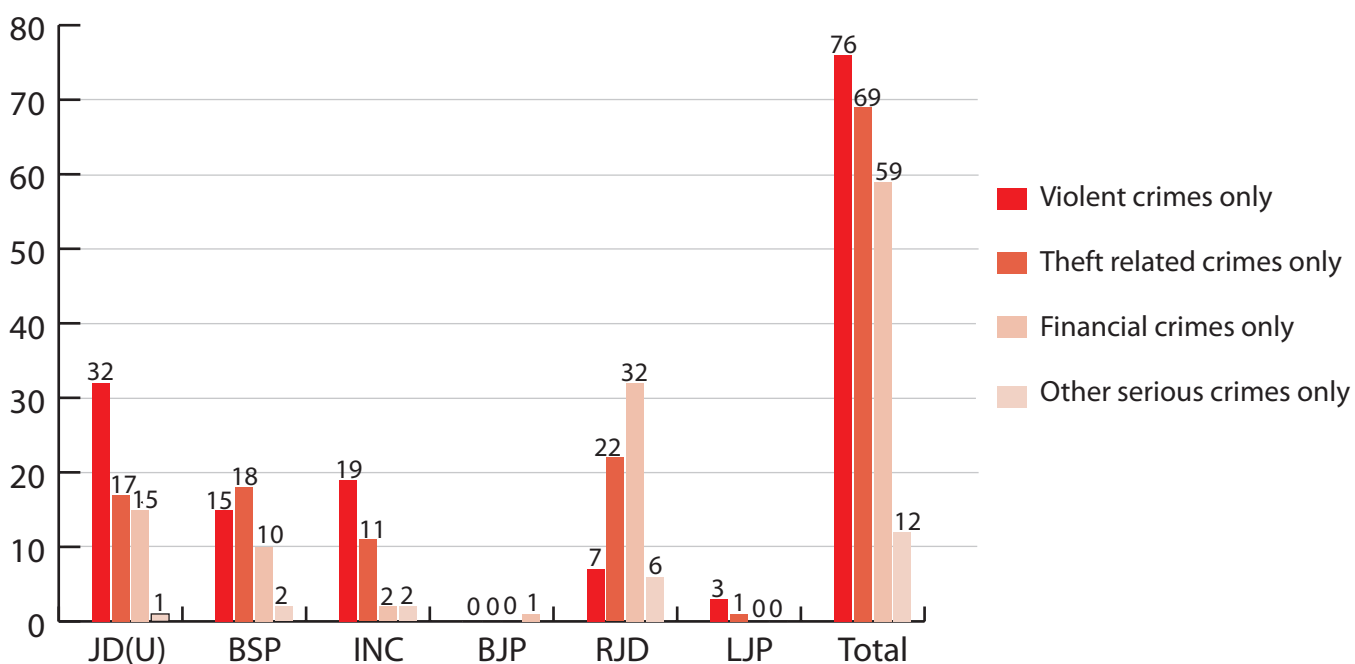
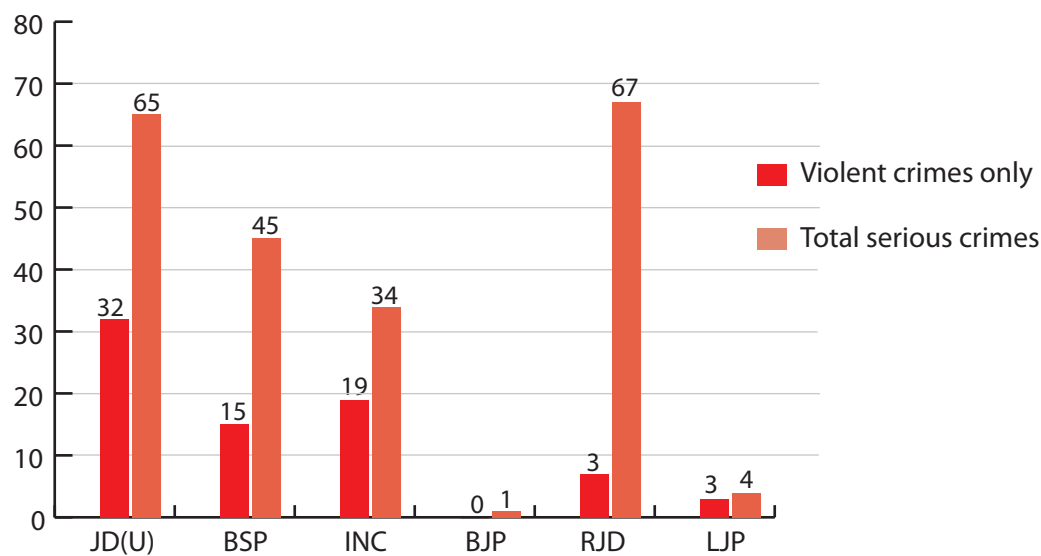


Figure: Comparison total serious crimes vs. total violent crimes (murder, kidnapping etc) - party wise



## **Party wise comparison of pending criminal cases on candidates in Lok Sabha 2004 & Lok Sabha 2009**

A comparison of candidates for 2009 & 2004 Lok Sabha elections from five major parties and with pending criminal cases shows that for all five major parties- JD (U), RJD, BSP INC & BJP the number of candidates with pending criminal cases has increased in 2009 elections as compared to 2004 elections. This can be seen from table below.

**Table: Comparison Lok Sabha 2004 vs. Lok Sabha 2009**

Party	Lok Sabha 2004			Lok Sabha 2009		
	Number of candidates analysed	candidates with pending criminal cases	% of candidates with pending criminal cases	Number of candidates analysed	candidates with pending criminal cases	% of candidates with pending criminal cases
BSP	39	8	21%	38	18	47%
INC	4	0	0%	36	17	47%
RJD	26	11	42%	28	14	50%
JD(U)	24	11	46%	25	12	48%
BJP	15	5	33%	15	6	40%

## Details for candidates based on pending criminal cases

The table below lists top 20 candidates with serious pending criminal cases. Most of them have been charged multiple times with murder, attempt to murder, kidnapping, dacoity etc. Dinesh Rathore from Araria had 58 counts of serious IPCs pending against him. Akhilesh Singh of Nawada had 31 cases of murder, attempt to murder & kidnapping etc pending against him. Out of these 20 candidates with most serious pending criminal cases, only 1 candidate won and rest 19 were rejected by the voters. The detailed list is given below.

S No	Name	Constituency	Party	Seri-ous IPC Counts	Total no. of cases	IPC counts related to violent crimes like murder, kidnapping, theft, ex-tortion, dacoity & cheating etc	Won/ Lost
1	DINESH RATHOUR	Araria	IND	58	52	10 charges related to murder & 5 charges related to kidnapping, 13 related to dacoity and 7 charges related to robbery.	Lost
2	AKHILESH SINGH	Nawada	IND	31	26	14 charges related to murder & 1 charge related to kidnapping, 3 charges of extortion, 4 charges of cheating and 1 charge of dacoity.	Lost
3	RAM NANDAN YADAV	Khagaria	IND	30	20	13 charges related to murder & 9 charges related to kidnapping, 3 charges of theft & 1 charge of dacoity.	Lost
4	RAVINDAR KR. RANA	Khagaria	RJD	30	8	9 charges of cheating.	Lost
5	VIJAY KUMAR SHUKLA	Vaishali	JD(U)	28	25	15 charges related to murder & 2 charges related to kidnapping, 6 charges of theft & 1 of cheating.	Lost
6	JAGDIS SHARMA	Jahanabad	JD(U)	17	6	6 charges of cheating.	Won
7	ANIL MEHTA	Nawada	IND	16	12	2 charges related to murder & 1 charge related to kidnapping, 6 charges of cheating & 1 charge of extortion.	Lost
8	MD. AN-WARUL HAQUE	Sheohar	BSP	16	9	2 charges related to murder, 2 charges related to theft, 1 related to extortion & 3 related to cheating	Lost
9	MAHBOOB ALAM	Katihar	CPI (ML)(L)	16	9	7 charges related to murder, 3 charges of theft & 1 related to cheating.	Lost
10	NARENDRA KUMAR SINGH	Begusarai	IND	15	11	4 charges related to murder & 2 charges related to kidnapping, 1 charge of theft & 1 related to cheating.	Lost
11	SIKANDER SINGH	Kishanganj	IND	14	10	6 charges each of theft and extor-tion	Lost

S No	Name	Constituency	Party	Age	Seri-ous IPC Counts	IPC counts related to violent crimes like murder, kidnapping, theft, extortion, dacoity & cheating etc	Won/ Lost
12	AMAR NATH YADAV	Siwan	CPI (ML)(L)	14	7	7 charges related to murder & 1 charge related to kidnapping, 2 charges of theft.	Lost
13	SANJAY YADAV	Khagaria	IND	13	15	5 charges related to murder & 1 charge related to kidnapping, 5 charges related to theft.	Lost
14	SATYADEO RAM	Gopalganj	CPI (ML)(L)	13	4	5 charges related to murder & 1 charge related to kidnapping, 2 charges related to theft.	Lost
15	KAUSHAL YADAV	Nawada	IND	12	7	1 charge related to murder, 1 charge related to theft & 5 related to cheating.	Lost
16	BIRENDRA PRASAD GUPTA	Valmiki Nagar	CPI (ML)(L)	10	7	5 charges related to murder & 2 charges related to kidnapping, 1 charge related to theft.	Lost
17	MOHAM-MAD SHAMIM AKHTAR	Valmiki Nagar	INC	9	9	1 charge related to murder & 2 charges related to kidnapping, 2 charges of extortion and 1 each of theft & cheating.	Lost
18	TARKESH-WAR SINGH	Maharajganj	INC	9	7	5 charges related to murder & 2 charges related to kidnapping, 1 charge related to theft.	Lost
19	GULAB RAJ	Khagaria	IND	9	3	1 charge related to murder & 1 charge related to kidnapping, 2 charges of theft & 2 of cheating.	Lost
20	SYED MAH-MOOD ASHRAF	Kishanganj	JD(U)	8	3	3 charges of cheating.	Lost

## Pending criminal cases- analysis for MPs

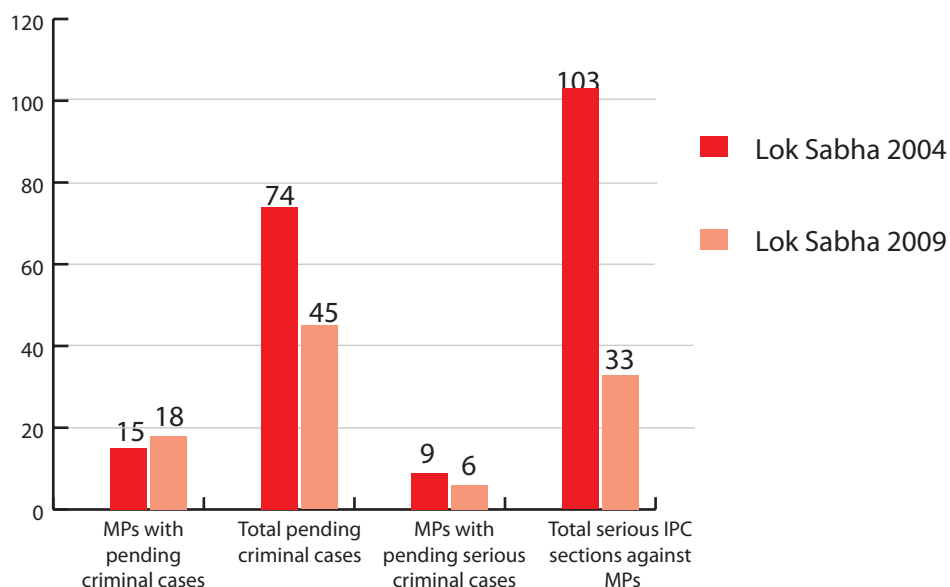
Out of 40 MPs from Bihar in Lok Sabha 2009, 18 MPs have pending criminal cases against them. Out of these 18 MPs there are pending serious criminal cases against 6 (15%) MPs. In Lok Sabha 2004, 9 or (22.50 %) MPs had serious pending criminal cases.

Given in the table is a comparative analysis for MPs with pending criminal cases elected from Bihar. The presence of MPs with pending criminal cases from Bihar in Lok Sabha has increased by 20%. However the number of total pending criminal cases has decreased by almost 39%. This means that there were an average of 4.9 cases per tainted MP in Lok Sabha 2004 compared to 2.5 cases per tainted MP in Lok Sabha 2009.

**Table: Comparison Lok sabha 2004 & Lok Sabha 2009 MPs with pending criminal cases**

	Lok Sabha 2004	Lok Sabha 2009	In-crease	% increase
Number of MPs with pending criminal cases	15	18	3	20%
Total Pending criminal cases	74	45	-29	-39%
Number of MPs with pending serious criminal cases	9	6	-3	-33%
Total Serious IPC sections against MPs	103	33	-70	-68%

**Figure: Comparison Lok Sabha 2004 & Lok Sabha 2009- MPs with pending criminal cases**





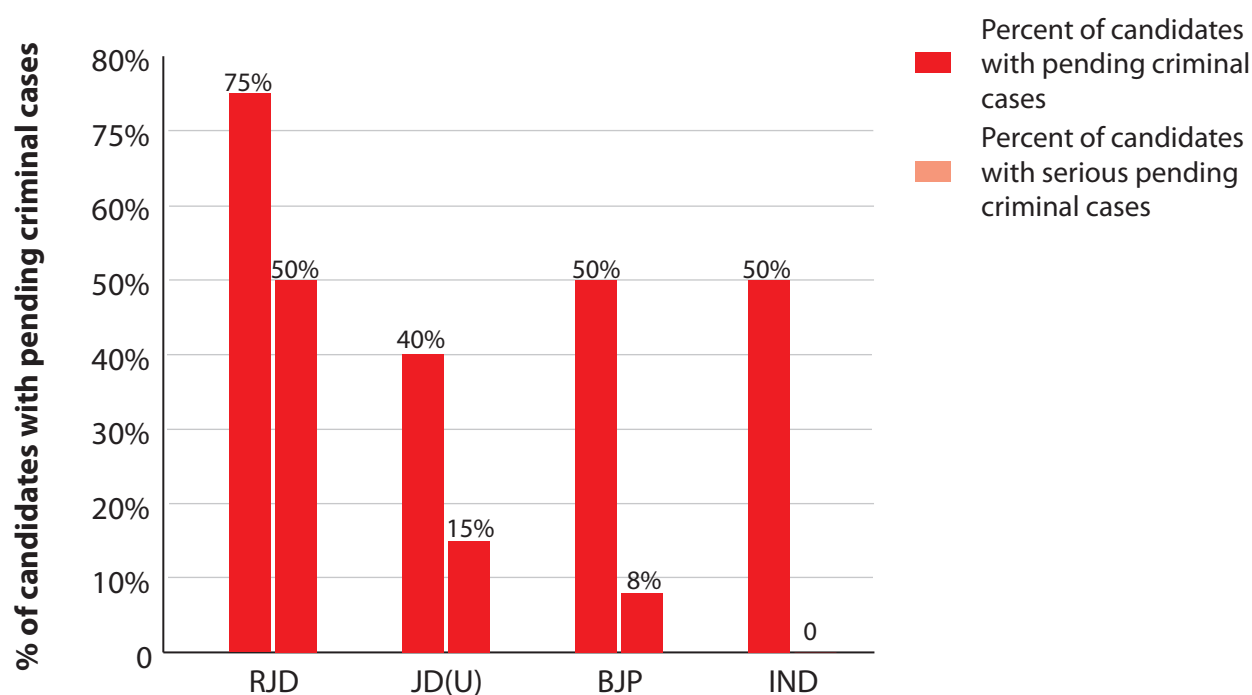
## Party wise break up for MPs with pending criminal cases

Out of total 18 MPs with pending criminal cases 8 are from JD (U), 6 of BJP, 3 of RJD and 1 IND. The comparison between total candidates and MPs is given below.

**Table : MPs with pending criminal cases- party wise**

Party	Total candidates analysed	Total MPs	MPs with pending criminal cases	% of MPs with pending criminal cases	MPs with pending serious criminal cases	% of MPs with pending serious criminal cases
RJD	28	4	3	75%	2	50%
JD(U)	25	20	8	40%	3	15%
BJP	15	12	6	50%	1	8%
IND	291	2	1	50%	0	0%

**Figure: Percent MPs with pending criminal cases- party wise**



## Party wise comparison of pending criminal cases on MPs in Lok Sabha 2004 & Lok Sabha 2009

In the table given below party wise comparison for MPs with pending criminal cases for major parties has been given.

**Table: Comparison Lok Sabha 2004 vs. Lok Sabha 2009- MPs with pending criminal cases- party wise**

Party	Lok Sabha 2004			Lok Sabha 2009		
	Number of MPs	Number of MPs with Pending criminal cases	% of MPs with pending criminal cases	Number of MPs	Number of MPs with Pending criminal cases	% of MPs with pending criminal cases
JD(U)	6	1	17%	20	8	40%
BJP	5	3	60%	12	6	50%
RJD	22	10	45%	4	3	75%
INC	3	0	0%	2	0	0%

## Party wise break up for MPs with serious pending criminal cases

There are several cases of violent crimes like murder, attempt to murder, theft, extortion, robbery etc pending against MPs from Bihar. The table below gives summary of all serious violent offences related to murder, kidnapping, extortion, theft, robbery and dacoity. All serious IPC's have been clubbed under four heads namely- violent crimes; robbery, extortion, theft etc; financial frauds and other serious crimes. As can be seen MPs of JD(U) have 23 pending serious criminal IPC counts against them as compared to 9 of RJD and 1 of BJP.

**Table: Serious IPC section break up for candidates of major parties**

IPC/Party	IPC Description	JD(U)	BJP	RJD	Total for major parties
<b>VIOLENT CRIMES</b>					
300 302 303 304 304A 304B 305 306	Murder & related	0	0	1	1
307 308	Attempt to murder	1	0	0	1
321 322 323 324 325 326	Voluntarily causing hurt by dangerous weapons or means	2	0	0	2
339 340 341 342 343 344 345 346 347 348	Wrongful confinement for three or more days	1	0	0	1
359 360 361 362 363 363A 364 364A 365 366 366A 366B 367 368 369	kidnapping	1	0	1	2
<b>Total Violent Crimes</b>		<b>5</b>	<b>0</b>	<b>2</b>	<b>7</b>

IPC/Party	IPC Description	BSP	INC	RLD	Total
<b>ROBBERY, EXTORTION, THEFT, CHEATING ETC</b>					
378 379 380 381 382	theft related	1	0	1	2
411 412 414 415 417 418 419 420	Cheating and dishonesty , stolen property	6	0	2	8
<b>Total Theft related crimes</b>		<b>7</b>	<b>0</b>	<b>3</b>	<b>10</b>
<b>FINANCIAL FRAUD ETC</b>					
465 466 467 468 469 470 471	forgery	11	0	3	14
<b>Total Financial crimes</b>		<b>11</b>	<b>0</b>	<b>3</b>	<b>14</b>
<b>OTHER SERIOUS CRIMES</b>					
171 C 171D 171F	undue influence or personation at an election	0	0	1	1
171G 171H	false statements/ Illegal payments in connection with an election	0	1	0	1
<b>Total Other Serious crimes</b>		<b>0</b>	<b>1</b>	<b>1</b>	<b>2</b>
<b>Total for all serious crimes</b>		<b>23</b>	<b>1</b>	<b>9</b>	<b>33</b>

The graph given below shows that comparing 2004 and 2009 Lok Sabha it is clearly visible that there has been a reduction in violent crimes, crimes related to robbery, extortion and theft and financial frauds. Overall, the number of total serious crimes has reduced from 103 in Lok Sabha 2004 to 33 in Lok Sabha 2009.

**Figure: Comparison Lok Sabha 04 Vs 09: types of violent crimes**

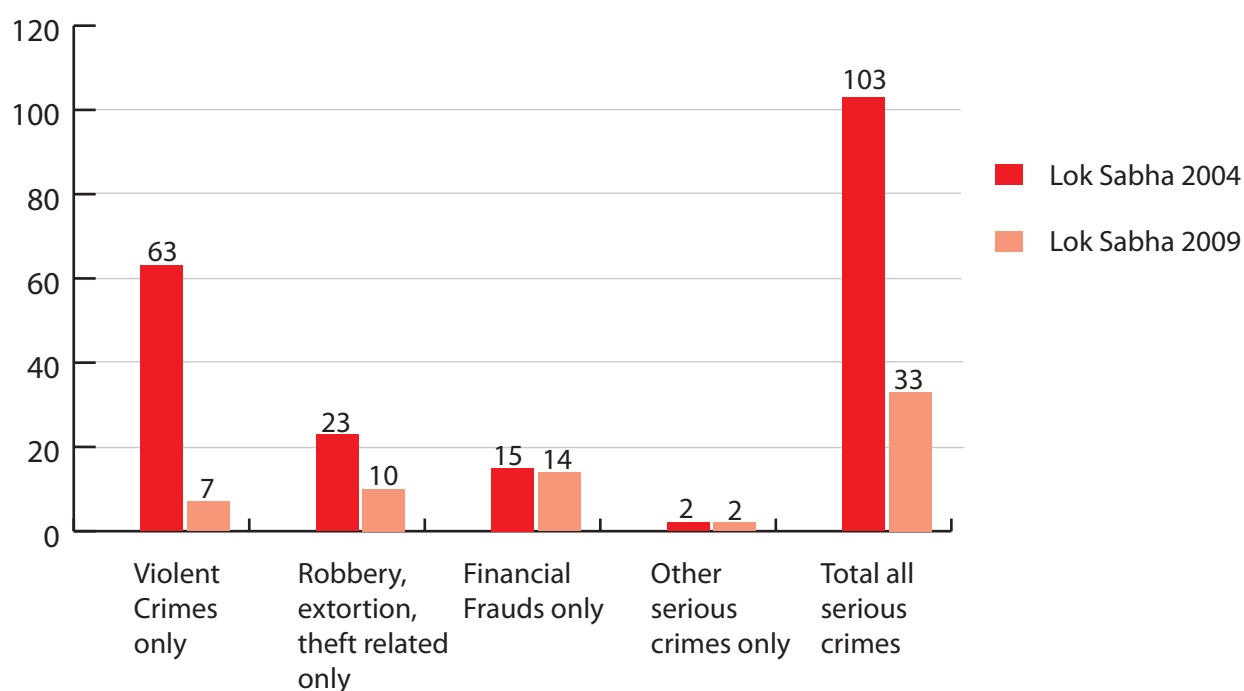
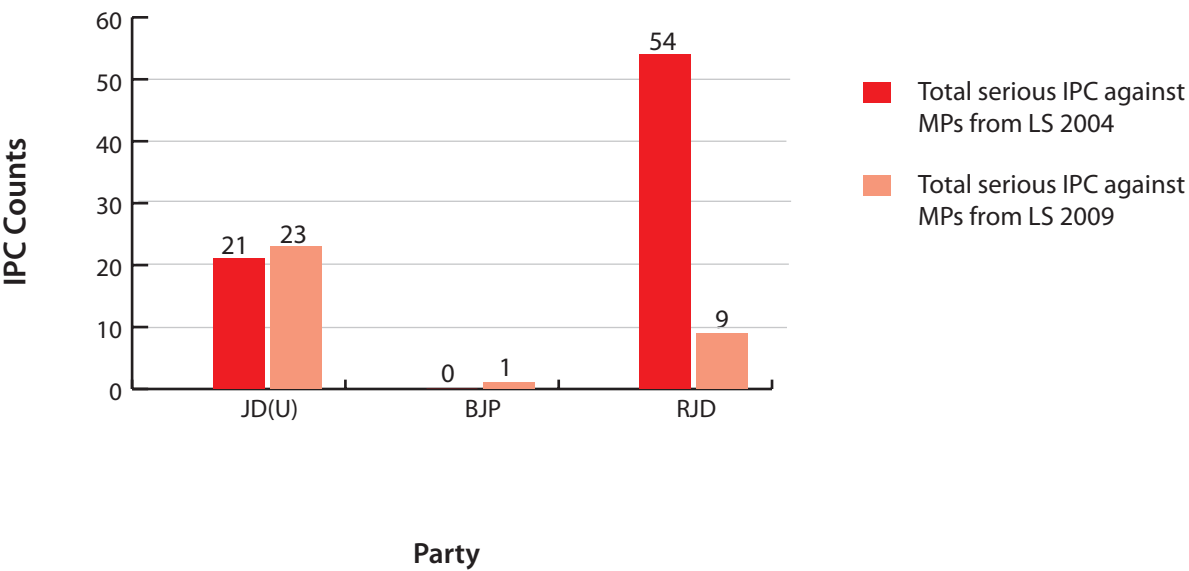


Figure: Party wise comparison of MPs and serious IPC counts for Lok Sabha 2004 & Lok Sabha 2009



## List of MPs with most serious pending criminal cases

Given below is a list of MPs from Bihar who have most serious pending criminal cases against them. Jagdis Sharma of JD (U) have 17 serious IPCs on him, Lalu Prasad (RJD) has 5 cases related to cheating and forgery whereas Purnamasi Ram of JD (U) from Gopalganj and Umashanker Singh of RJD from Maharajganj besides other IPCs also booked under IPCs 307 and 302.

S No	Candidate	Party	Constituency	Cases Total	Seri-ous IPC Counts	Occurrence of serious IPC counts
1	JAGDIS SHARMA	JD(U)	Jahanabad	6	17	17 IPC counts of Cheating, Forgery
2	LALU PRASAD	RJD	Saran	7	5	5 IPC counts of Forgery, Cheating
3	PURNAMASI RAM	JD(U)	Gopalganj	1	4	3 IPC counts of kidnapping, causing grievous hurt and wrongful confinement.
4	UMA SHANKER SINGH	RJD	Maharajganj	1	4	3 IPC counts of theft, kidnapping and personation.
5	SUSHIL KUMAR SINGH	JD(U)	Aurangabad	4	2	2 IPC counts of theft and causing grievous hurt.
6	KIRTI AZAD	BJP	Darbanga	3	1	1 IPC counts of illegal payments.

# Analysis based on assets

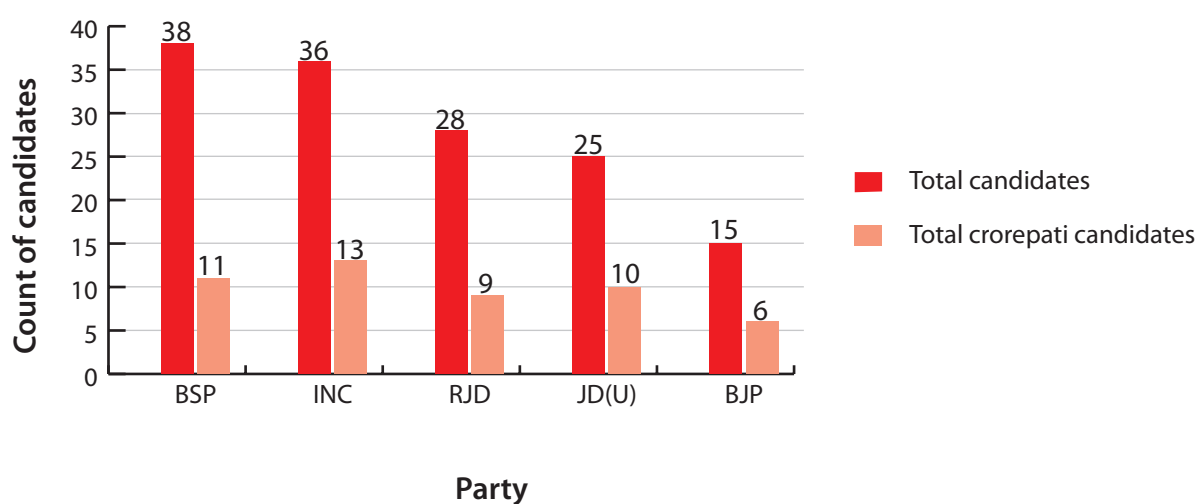
## Analysis based on assets – for candidates

Out of 646 candidates analysed for Lok Sabha 2009, 78 (12.07%) were crorepatis. 40% candidates of BJP and JD (U) were crorepatis.

**Table: Crorepati candidates- party wise break up**

Party	Total candidates analysed	Crorepati candidates	% of crorepati candidates
BSP	38	11	29%
INC	36	13	36%
RJD	28	9	32%
JD(U)	25	10	40%
BJP	15	6	40%
IND	291	15	5%
Other parties	213	14	7%
Total	646	78	12%

**Figure: Crorepati candidates from major parties**



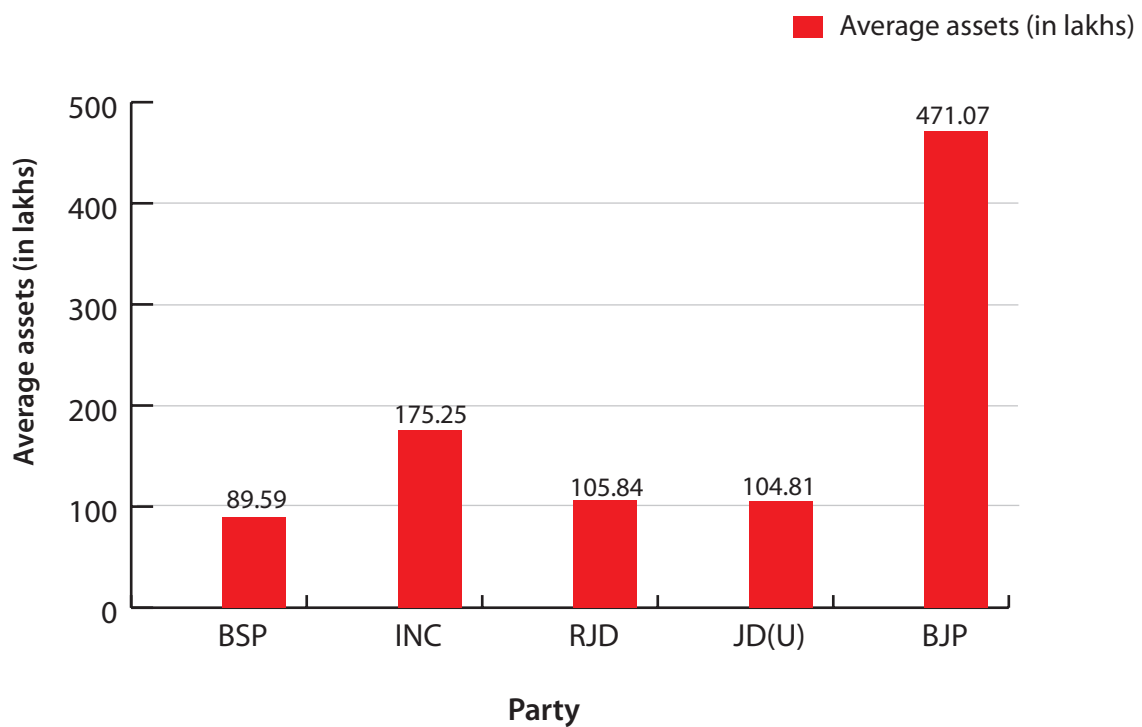
## Average assets for Candidates - Party wise

For candidates of BJP average assets were approx 4 crores. These were more than 1.75 crores for INC and 1 crore for RJD and JD (U). Detailed list is given below.

**Table: Average assets for candidates party wise**

Party	Average Assets	Candidate Count
BSP	Rs 89,59,798 ~ 89 Lacs+	38
INC	Rs 1,75,28,853 ~ 1 Cror+	36
RJD	Rs 1,05,84,417 ~ 1 Cror+	28
JD(U)	Rs 1,04,98,257 ~ 1 Cror+	25
BJP	Rs 4,71,07,648 ~ 4 Cror+	15
IND	Rs 29,75,904 ~ 29 Lacs+	291
Other parties	Rs 29,55,276 ~ 29 Lacs+	213

**Figure : Average assets for candidates party wise**



## Top 20 crorepati candidates

Given below is the list of top 20 crorepati candidates who contested Lok Sabha 2009 elections from Bihar.

S No	Name	Constituency	Party	Movable Assets (Rs)	Immovable Assets (Rs)	Total Assets (Rs)	PAN Given	Won/Lost
1	UDAY SINGH ALIAS PAPPU SINGH	Purnia	BJP	9,00,27,669	32,90,03,000	41,90,30,669 41 Cror+	Y	Lost
2	SHA- TRUGHAN SINHA	Patna Sahib	BJP	8,08,81,702	6,91,52,274	15,00,33,976 15 Cror+	Y	Lost
3	ARVIND KR. GUPTA	Purvi Cham- paran	INC	23,35,785	14,19,00,000	14,42,35,785 14 Cror+	Y	Won
4	UMA SHAN- KAR BHAGAT	Munger	IND	9,80,76,777	3,70,23,883	13,51,00,660 13 Cror+	Y	Lost
5	MEIRA KU- MAR	Sasaram	INC	1,11,45,500	9,04,20,000	10,15,65,500 10 Cror+	Y	Won
6	GEORGE FERNANDES	Muzaffarpur	IND	7,04,39,798	2,50,00,000	9,54,39,798 9 Cror+	Y	Won
7	SHANKAR JHA	Purnia	LJP	6,17,55,735	1,50,83,000	7,68,38,735 7 Cror+	Y	Lost
8	VINITA VIJAY	Muzaffarpur	INC	3,08,85,880	3,88,52,230	6,97,38,110 6 Cror+	Y	Lost
9	AJIT SHARMA	Bhagalpur	BSP	2,59,30,059	3,64,56,277	6,23,86,336 6 Cror+	Y	Lost
10	NIKHIL KUMAR	Aurangabad	INC	2,69,03,239	2,26,22,000	4,95,25,239 4 Cror+	Y	Lost
11	VIJAY SINGH YADAV	Pataliputra	INC	3,44,336	4,52,00,000	4,55,44,336 4 Cror+	Y	Won
12	DEVENDRA RAKESH	Muzaffarpur	BJKVP	1,30,000	4,37,00,000	4,38,30,000 4 Cror+	N	Lost
13	MEENA SINGH	Arrah	JD(U)	2,26,23,000	1,98,13,500	4,24,36,500 4 Cror+	Y	Lost
14	DIGVIJAY SINGH	Banka	IND	54,45,000	3,66,19,000	4,20,64,000 4 Cror+	Y	Lost
15	DHRUVA KUMAR GUPTA	Madhepura	IND	2,00,600	4,00,00,000	4,02,00,600 4 Cror+	N	Lost
16	AHMAD ASHFAQUE KARIM	Katihar	LJP	66,35,000	2,70,98,000	3,37,33,000 3 Cror+	Y	Lost
17	AKHILESH PD. SINGH	Purvi Cham- paran	RJD	1,23,96,000	2,10,68,000	3,34,64,000 3 Cror+	N	Lost
18	LALU PRAS- AD	Saran	RJD	68,72,693	2,48,30,000	3,17,02,693 3 Cror+	Y	Lost



S No	Name	Constituency	Party	Movable Assets (Rs)	Immovable Assets (Rs)	Total Assets (Rs)	PAN Given	Won/ Lost
19	LALU P PRASAD	Pataliputra	RJD	78,00,746	2,37,26,000	3,15,26,746 3 Cror+	Y	Won
20	SHYAM LAL SINGH	Buxar	BSP	34,22,965	2,77,50,000	3,11,72,965 3 Cror+	Y	Lost

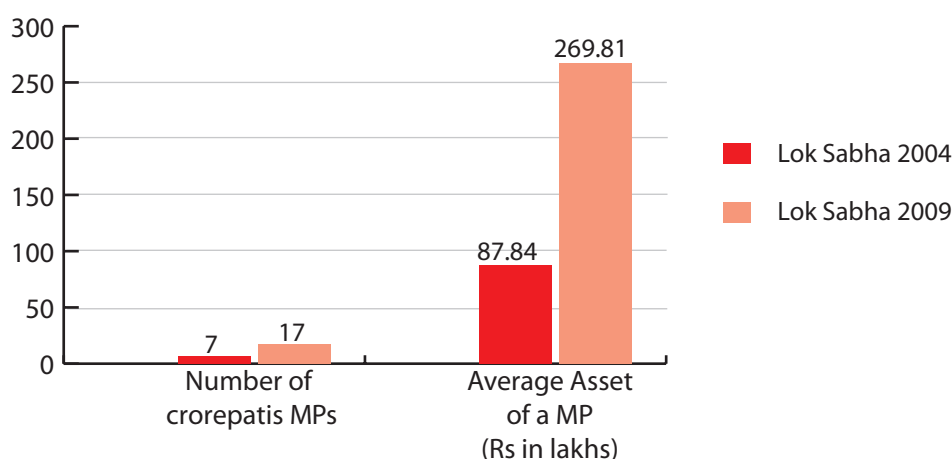
## Analysis based on assets- for MPs

Out of 40 MPs in Lok Sabha 2009 from Bihar 17 are crorepatis. In 2004 there were 7 crorepati MPs from Bihar. This shows an increase of 143% in the number of crorepati MPs in 2009 Lok Sabha from 2004 Lok Sabha. The average asset of a MP in 2004 Lok Sabha was Rs 87 Lac (approx) which rose to Rs 2.70 cr in 2009. Between 2004 & 2009 there has been an average asset increase of 210% for MPs.

**Table: Comparison Lok Sabha 2004 vs 2009 based on assets**

	In Lok Sabha 2004	In Lok Sabha 2009	Increase	% Increase
Number of crorepati MPs	7	17	10	143%
Average Asset of a MP( In Lakhs)	87.14	269.81	182.67	210%

**Figure: Comparison Lok Sabha 2004 and Lok Sabha 2009 based on assets**



## **Chances of winning based on assets**

As can be seen from the table, the higher the assets the more are the chances of winning of a candidate. In the 2009 Lok Sabha elections, 33% of the candidates who declared assets more than 5 crore and above won. On the other hand less than 1% of candidates with assets less than 10 lakh won. The election results seemed to be highly influenced by the money power of the candidates

**Table: Chances of winning based on assets**

Value of assets	No of candidates	No of MPs	% of MPs
Very high (5 cr and above)	9	3	33%
High (50 lakhs to 5 cr)	146	26	18%
Medium (50 lakhs to 10 lakhs)	160	10	6%
Low (less than 10 lakhs)	331	1	0.3%

## **Crorepati MPs- Party wise**

50% MPs of both INC and RJD in Bihar are crorepati where as the corresponding figure for BJP and JD (U) is 41.66% and 40%.

**Table: Crorepati MP- party wise break up**

Party	Total Candidates analysed	Total crorepati candidates	Total MPs	Total crorepati MPs	% of crorepati MPs
INC	36	13	2	1	50%
RJD	28	9	4	2	50%
JD(U)	25	10	20	8	40%
BJP	15	6	12	5	42%
IND	291	15	2	1	50%

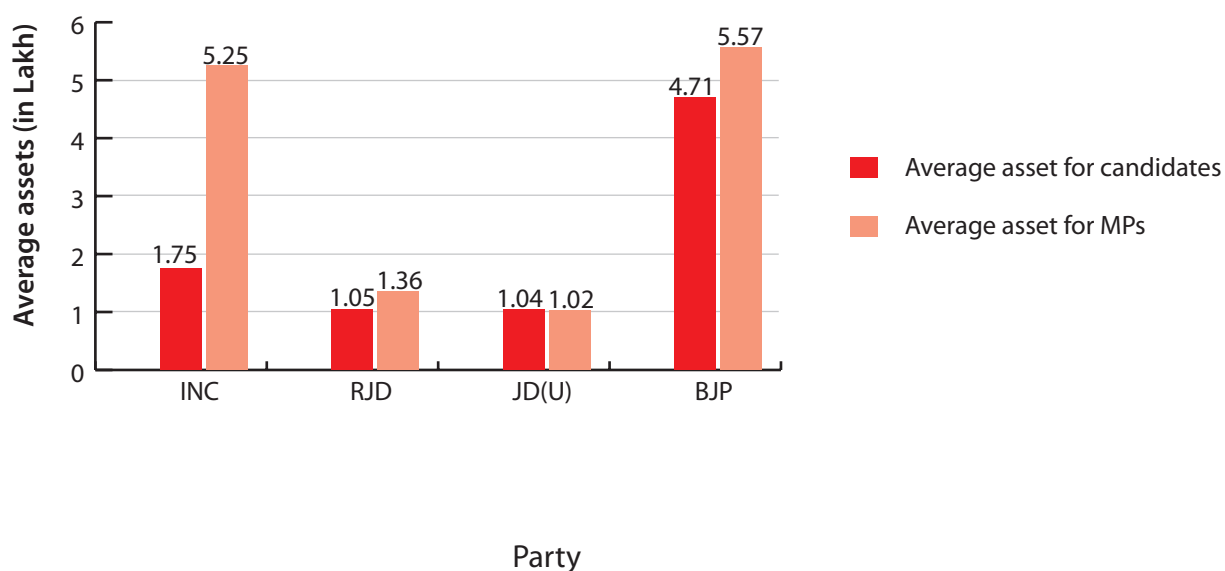
## Average assets per MP for major parties

Average asset for a MP from BJP is Rs 5.57 crores, for INC it is Rs 5.27 crores and for RJD and JD (U) it is approx Rs 1 crore.

**Table: Average assets for MPs**

Party	No of candidates analysed	Average assets for candidates	No of MPs	Average assets for MPs
INC	36	Rs 1,75,28,853 ~ 1 Cror+	2	Rs 5,27,81,180 ~ 5 Cror+
RJD	28	Rs 1,05,84,417 ~ 1 Cror+	4	Rs 1,36,58,005 ~ 1 Cror+
JD(U)	25	Rs 1,04,98,257 ~ 1 Cror+	20	Rs 1,02,28,017 ~ 1 Cror+
BJP	15	Rs 4,71,07,648 ~ 4 Cror+	12	Rs 5,57,83,585 ~ 5 Cror+

**Figure: Comparison average assets for candidates & MPs in Lok Sabha 2009**



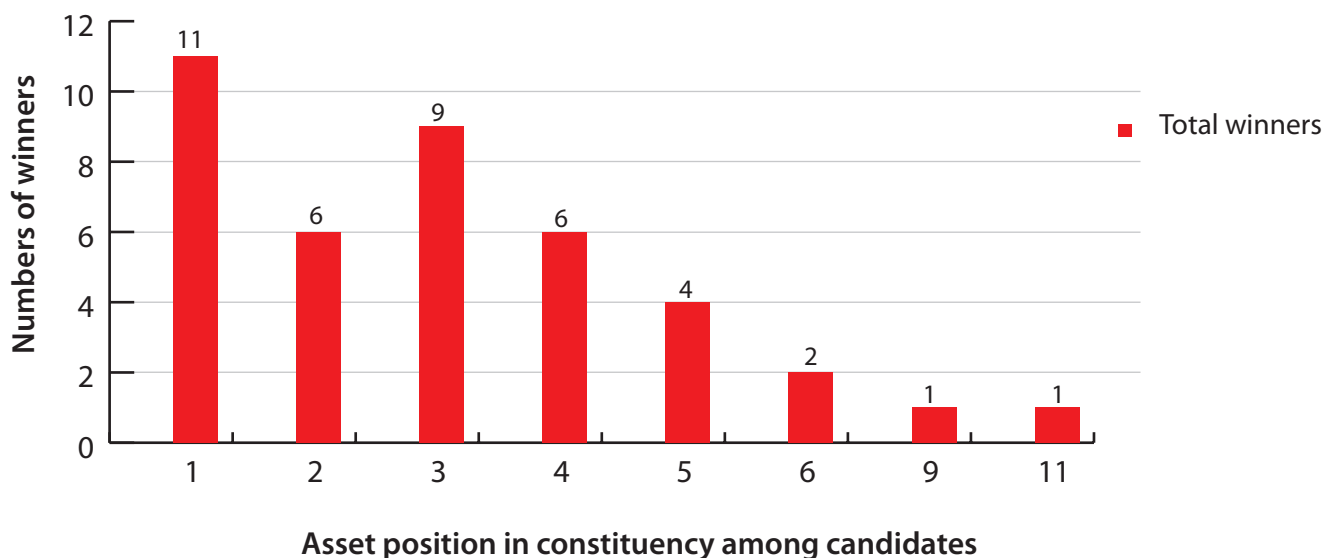
## Asset position in constituency among candidates and chances of winning

The following table gives an analysis of asset position in constituency among candidates (highest asset to lowest asset) and their chances of winning. From 27.5% constituencies, candidates with highest declared assets according to their own self sworn affidavits emerged as MPs. From 15% constituencies candidates with second highest declared assets won. The number of MPs kept decreasing according to their position based on assets in the constituency as per their self declared affidavits.

**Table: Position in constituency based on assets and MPs**

Position in constituency based on assets	Total MPs	% of MPs
1	11	27.5%
2	6	15%
3	9	22.5%
4	6	15%
5	4	10%
6	2	5%
9	1	2.5%
11	1	2.5%

**Figure: Asset position in constituency among candidates and MPs**



## Details of crorepati MPs

The table given below is a list of crorepati MPs from Bihar

S No	Name	Constituency	Party	Movable Assets (Rs)	Immovable Assets (Rs)	Total As-sets (Rs)	PAN Given
1	UDAY SINGH ALIAS PAPPU SINGH	Purnia	BJP	9,00,27,669	32,90,03,000	41,90,30,669 41 Cror+	Y
2	SHATRUGHAN SINHA	Patna Sahib	BJP	8,08,81,702	6,91,52,274	15,00,33,976 15 Cror+	Y
3	MEIRA KUMAR	Sasaram	INC	1,11,45,500	9,04,20,000	10,15,65,500 10 Cror+	Y
4	MEENA SINGH	Arrah	JD(U)	2,26,23,000	1,98,13,500	4,24,36,500 4 Cror+	Y
5	DIGVIJAY SINGH	Banka	IND	54,45,000	3,66,19,000	4,20,64,000 4 Cror+	Y
6	LALU PRASAD	Saran	RJD	68,72,693	2,48,30,000	3,17,02,693 3 Cror+	Y
7	RAMA DEVI	Sheohar	BJP	1,41,90,059	1,18,53,800	2,60,43,859 2 Cror+	Y
8	HUKM DEO NARAYAN YADAV	Madhubani	BJP	20,12,430	2,30,00,000	2,50,12,430 2 Cror+	Y
9	SUSHIL KUMAR SINGH	Aurangabad	JD(U)	62,37,871	1,46,50,000	2,08,87,871 2 Cror+	Y
10	RANJAN PRAS- AD YADAV	Pataliputra	JD(U)	79,47,000	73,72,000	1,53,19,000 1 Cror+	Y
11	CAPTAIN JAI NARAYAN PRASAD NI- SHAD	Muzaffarpur	JD(U)	2,69,831	1,48,79,000	1,51,48,831 1 Cror+	Y
12	SHARAD YADAV	Madhepura	JD(U)	1,03,07,050	38,00,000	1,41,07,050 1 Cror+	Y
13	JAGDIS SHAR- MA	Jahanabad	JD(U)	71,13,781	63,50,000	1,34,63,781 1 Cror+	Y
14	RAJIV RANJAN SINGH ALIAS LALAN SINGH	Munger	JD(U)	59,13,586	60,83,000	1,19,96,586 1 Cror+	Y
15	DR. SANJAY JAISWAL	Paschim Champaran	BJP	61,75,153	45,76,301	1,07,51,454 1 Cror+	Y
16	ASWAMEDH DEVI	Ujiarpur	JD(U)	2,36,274	1,03,00,000	1,05,36,274 1 Cror+	Y
17	UMA SHANKER SINGH	Maharajganj	RJD	7,67,601	93,78,000	1,01,45,601 1 Cror+	Y

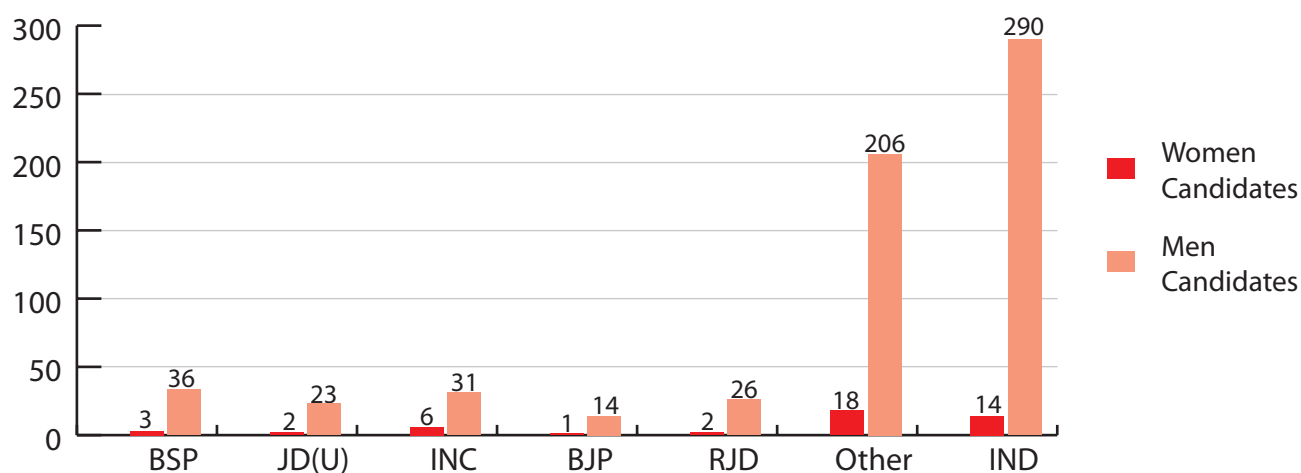
# Female representation in Lok Sabha 2009 elections

Out of 672 candidates in Lok Sabha 2009 elections from Bihar only 46 or 7% women contested. Out of these 46 only 4 emerged as MPs. The party wise break up for female candidates and MPs vis a vis male candidates and MPs is as below-

**Table: Party wise female representation analysis**

	BSP	JD(U)	INC	BJP	RJD	Other parties	IND	Total
<b>Women</b>								
Candidates	3	2	6	1	2	18	14	46
MPs	0	2	1	1	0	0	0	4
% Women candidates	8%	8%	17%	7%	7%	8%	5%	7%
% Women MPs	0%	10%	50%	8%	0%	0%	0%	10%
<b>Men</b>								
Candidates	36	23	31	14	26	206	290	626
MPs	0	18	1	11	4	0	2	36
% Men candidates	95%	92%	86%	93%	93%	97%	100%	93%
% Men MPs	0%	90%	50%	92%	100%	0%	100%	90%
<b>Total</b>								
Candidates	39	25	37	15	28	224	304	672
MPs	0	20	2	12	4	0	2	40

**Figure: Candidate distribution based on gender**



## Full asset details for MPs Lok Sabha 2009

### Assets for all MPs from Bihar in Lok Sabha 2009

S. No.	Name	Constituency	Party	Total Assets (Rs)	Movable Assets (Rs)	Immovable Assets (Rs)	Liabilities (Rs.)	PAN Given
1	UDAY SINGH ALIAS PAPPU SINGH	Purnia	BJP	41,90,30,669 41 Cror+	9,00,27,669 9 Cror+	32,90,03,000 32 Cror+	14,10,120 14 Lacs+	Y
2	SHATRUGHAN SINHA	Patna Sahib	BJP	15,00,33,976 15 Cror+	8,08,81,702 8 Cror+	6,91,52,274 6 Cror+	2,58,78,099 2 Cror+	Y
3	MEIRA KUMAR	Sasaram	INC	10,15,65,500 10 Cror+	1,11,45,500 1 Cror+	9,04,20,000 9 Cror+	0.00	Y
4	MEENA SINGH	Arrah	JD(U)	4,24,36,500 4 Cror+	2,26,23,000 2 Cror+	1,98,13,500 1 Cror+	0.00	Y
5	DIGVIJAY SINGH	Banka	IND	4,20,64,000 4 Cror+	54,45,000 54 Lacs+	3,66,19,000 3 Cror+	10,80,299 10 Lacs+	Y
6	LALU PRASAD	Saran	RJD	3,17,02,693 3 Cror+	68,72,693 68 Lacs+	2,48,30,000 2 Cror+	26,05,977 26 Lacs+	Y
7	RAMA DEVI	Sheohar	BJP	2,60,43,859 2 Cror+	1,41,90,059 1 Cror+	1,18,53,800 1 Cror+	13,22,726 13 Lacs+	Y
8	HUKM DEO NARAYAN YADAV	Madhubani	BJP	2,50,12,430 2 Cror+	20,12,430 20 Lacs+	2,30,00,000 2 Cror+	2,64,033 2 Lacs+	Y
9	SUSHIL KUMAR SINGH	Aurangabad	JD(U)	2,08,87,871 2 Cror+	62,37,871 62 Lacs+	1,46,50,000 1 Cror+	7,41,199 7 Lacs+	Y
10	RANJAN PRASAD YADAV	Pataliputra	JD(U)	1,53,19,000 1 Cror+	79,47,000 79 Lacs+	73,72,000 73 Lacs+	0.00	Y
11	CAPTAIN JAI NARAYAN PRASAD NISHAD	Muzaffarpur	JD(U)	1,51,48,831 1 Cror+	2,69,831 2 Lacs+	1,48,79,000 1 Cror+	43,37,141 43 Lacs+	Y
12	SHARAD YADAV	Madhepura	JD(U)	1,41,07,050 1 Cror+	1,03,07,050 1 Cror+	38,00,000 38 Lacs+	0.00	Y

S. No.	Name	Constituency	Party	Total Assets (Rs)	Movable Assets (Rs)	Immovable Assets (Rs)	Liabilities (Rs.)	PAN Given
13	JAGDIS SHARMA	Jahanabad	JD(U)	1,34,63,781 1 Cror+	71,13,781 71 Lacs+	63,50,000 63 Lacs+	37,23,185 37 Lacs+	Y
14	RAJIV RANJAN SINGH ALIAS LALAN SINGH	Munger	JD(U)	1,19,96,586 1 Cror+	59,13,586 59 Lacs+	60,83,000 60 Lacs+	0.00	Y
15	DR. SANJAY JAI SWAL	Paschim Cham- paran	BJP	1,07,51,454 1 Cror+	61,75,153 61 Lacs+	45,76,301 45 Lacs+	11,69,173 11 Lacs+	Y
16	ASWAMEDH DEVI	Ujiarpur	JD(U)	1,05,36,274 1 Cror+	2,36,274 2 Lacs+	1,03,00,000 1 Cror+	3,41,141 3 Lacs+	Y
17	UMA SHANAKER SINGH	Maharajganj	RJD	1,01,45,601 1 Cror+	7,67,601 7 Lacs+	93,78,000 93 Lacs+	4,50,000 4 Lacs+	Y
18	KIRTI AZAD	Darbhanga	BJP	97,89,047 97 Lacs+	96,89,047 96 Lacs+	1,00,000 1 Lacs+	0.00	Y
19	NIKHIL KUMAR CHOUDHARY	Katihar	BJP	80,18,754 80 Lacs+	16,18,754 16 Lacs+	64,00,000 64 Lacs+	8,02,308 8 Lacs+	N
20	RADHA MOHAN SINGH	Purvi Champaran	BJP	76,29,444 76 Lacs+	20,04,444 20 Lacs+	56,25,000 56 Lacs+	1,84,731 1 Lacs+	Y
21	SYED SHAHNAWAZ HUSSAIN	Bhagalpur	BJP	74,72,000 74 Lacs+	26,72,000 26 Lacs+	48,00,000 48 Lacs+	1,01,000 1 Lacs+	Y
22	DINESH CHANDRA YADAV	Khagaria	JD(U)	72,05,506 72 Lacs+	42,30,506 42 Lacs+	29,75,000 29 Lacs+	15,922 15 Thou+	Y
23	KAUSHALENDRA KUMAR	Nalanda	JD(U)	71,33,058 71 Lacs+	7,33,058 7 Lacs+	64,00,000 64 Lacs+	2,27,065 2 Lacs+	N
24	MAHESWER HAZ-ARI	Samastipur	JD(U)	66,94,921 66 Lacs+	16,54,921 16 Lacs+	50,40,000 50 Lacs+	10,54,356 10 Lacs+	Y
25	VISHWA MOHAN KUMAR	Supaul	JD(U)	66,89,616 66 Lacs+	11,89,616 11 Lacs+	55,00,000 55 Lacs+	4,40,179 4 Lacs+	Y
26	JAGDA NAND SINGH	Buxar	RJD	66,14,488 66 Lacs+	4,23,888 4 Lacs+	61,90,600 61 Lacs+	12,263 12 Thou+	Y
27	MAHABALI SINGH	Karakat	JD(U)	61,94,257 61 Lacs+	33,35,174 33 Lacs+	28,59,083 28 Lacs+	0.00	Y



S. No.	Name	Constituency	Party	Total Assets (Rs)	Movable Assets (Rs)	Immovable Assets (Rs)	Liabilities (Rs.)	PAN Given
28	RAGHUVANSH PRASAD SINGH	Vaishali	RJD	61,69,238 61 Lacs+	13,00,038 13 Lacs+	48,69,200 48 Lacs+	3,15,457 3 Lacs+	Y
29	MANGANI LAL MANDAL	Jhanjharpur	JD(U)	53,98,793 53 Lacs+	8,02,208 8 Lacs+	45,96,585 45 Lacs+	17,09,884 17 Lacs+	Y
30	BAIDYANATH PRASAD MAHTO	Valmiki Nagar	JD(U)	44,28,802 44 Lacs+	13,28,802 13 Lacs+	31,00,000 31 Lacs+	5,19,415 5 Lacs+	Y
31	BHUDEO CHOUDHARY	Jamui	JD(U)	40,79,000 40 Lacs+	15,29,000 15 Lacs+	25,50,000 25 Lacs+	2,89,192 2 Lacs+	N
32	MOHAMMAD AS-RARUL HAQUE	Kishanganj	INC	39,96,860 39 Lacs+	3,46,860 3 Lacs+	36,50,000 36 Lacs+	0.00	Y
33	BHOLASINGH	Nawada	BJP	38,93,000 38 Lacs+	11,93,000 11 Lacs+	27,00,000 27 Lacs+	3,60,000 3 Lacs+	Y
34	DR. MONAZIR HAS-SAN	Begusarai	JD(U)	35,83,898 35 Lacs+	10,28,898 10 Lacs+	25,55,000 25 Lacs+	16,82,852 16 Lacs+	Y
35	PURNAMASI RAM	Gopalganj	JD(U)	33,18,062 33 Lacs+	19,66,562 19 Lacs+	13,51,500 13 Lacs+	5,98,329 5 Lacs+	Y
36	OMPRAKASHYA-DAV	Siwan	IND	30,32,500 30 Lacs+	4,32,500 4 Lacs+	26,00,000 26 Lacs+	0.00	N
37	RAM SUNDAR DAS	Hajipur	JD(U)	30,31,466 30 Lacs+	1,40,767 1 Lacs+	28,90,699 28 Lacs+	11,16,705 11 Lacs+	Y
38	ARJUN ROY	Sitamarhi	JD(U)	29,07,058 29 Lacs+	12,78,556 12 Lacs+	16,28,502 16 Lacs+	4,65,900 4 Lacs+	Y
39	HARI MANJHI	Gaya	BJP	14,71,374 14 Lacs+	3,74,374 3 Lacs+	10,97,000 10 Lacs+	3,89,075 3 Lacs+	Y
40	PRADEEP KUMAR SINGH	Araria	BJP	2,57,014 2 Lacs+	1,57,014 1 Lacs+	1,00,000 1 Lacs+	7,64,726 7 Lacs+	Y

# Full details of pending criminal cases on MPs from Bihar

S. No.	Name	State/ Dist	Constituency	Party	Age	Serious IPC Counts	No of Cases in which Ac-cused	No. of Cases in which Con-victed	Total
1	JAGDIS SHARMA	BIHAR	Jahana-bad	JD(U)	58	17	6	0	6
<div>Cases (Accused)</div> <div><div>1. IPC Sections - 409,420, , Other Details - 13(1)(c)&amp;(d),13(2) of pc act</div><div>2. IPC Sections - 409,420,467,471,472,468,474,477(A), 120(B) , Other Details - 13(1)(C)&amp;(D),13(2)of pc act</div><div>3. IPC Sections - 409,420 , Other Details - 13(1)(C)&amp;(D),13(2)of pc act</div><div>4. IPC Sections - 409,420,467,468,471,474,477,(A)&amp;120(B) , Other Details -</div><div>5. IPC Sections - 409,420,467,468,471,472,474,477(A)&amp; 120(B) , Other Details - 13(1)(C)&amp;(D),13(2)of pc act</div><div>6. IPC Sections - 409,201,511,420,467,468,472,474,477(A)&amp;120(B) , Other Details - 13(1)(C)&amp;(D),13(2)of pc act</div></div>			Serious IPC Frequency Table						
			Serious IPC Sections		Number of Times they appear for this candidate				
			420		6				
			467		4				
			468		4				
			471		3				
			Total		17				
			IPC Section		Description				
			120B		Punishment of criminal conspiracy				
			201		Causing disappearance of evidence of offence, or giving false information to screen offender				
			409		Criminal breach of trust by public servant, or by banker, merchant or agent				
			420		Cheating and dishonestly inducing delivery of property				
			467		Forgery of valuable security, will, etc.				
			468		Forgery for purpose of cheating				
			471		Using as genuine a forged document or electronic record				
			472		Making or possessing counterfeit seal, etc., with intent to commit forgery punishable under section 467				
			474		Having possession of document described in Section 466 or 467, knowing it to be forged and intending to use it as genuine				
			477		Fraudulent cancellation, destruction, etc., of will, authority to adopt, or valuable security				

			477A		Falsification of accounts				
			511		attempting to commit offences punishable with imprisonment for life or other imprisonment				
S. No.	Name	State/ Dist	Constitu-ency	Par-ty	Age	Seri-ous IPC Counts	No of Cases in which Ac-cused	No. of Cases in which Con-victed	Total
2	LALU PRASAD	BIHAR	Saran	RJD	60	5	7	0	7
<b>Cases (Accused)</b>  1. IPC Sections - 120 B, 420, 201, 511, 418, 409, 467, 468, 471, 477(A), 473, 472 , Other Details - 13(2)r.w 13(1)(c)(d)of prevention of corruption Act1988, Case No- RC-20(A)/96 2. IPC Sections - , Other Details - RC-38(a)/96 3. IPC Sections - , Other Details - RC-47(A)/96 4. IPC Sections - , Other Details - RC-63(A)/96 5. IPC Sections - , Other Details - RC-64(A)/96 6. IPC Sections - , Other Details - RC-68(A)/96 7. IPC Sections - , Other Details - RC-5(A)/98			<b>Serious IPC Frequency Table</b>						
			<b>Serious IPC Sections</b>			<b>Number of Times they appear for this candidate</b>			
			471			1			
			420			1			
			418			1			
			467			1			
			468			1			
			Total			5			
			<b>IPC Section</b>			<b>Description</b>			
			120			Concealing design to commit of-fence punishable with imprison-ment			
			201			Causing disappearance of evi-dence of offence, or giving false information to screen offender			
			409			Criminal breach of trust by public servant, or by banker, merchant or agent			
			418			Cheating with knowledge that wrongful loss may ensue to person whose interest offender is bound to protect			
			420			Cheating and dishonestly induc-ing delivery of property			
			467			Forgery of valuable security, will, etc.			
			468			Forgery for purpose of cheating			
			471			Using as genuine a forged docu-ment or electronic record			

Cases (Convicted) -----No Cases----			472		Making or possessing counterfeit seal, etc., with intent to commit forgery punishable under section 467				
			473		Making or possessing counterfeit seal, etc., with intent to commit forgery punishable otherwise				
			477A		Falsification of accounts				
			511		attempting to commit offences punishable with imprisonment for life or other imprisonment				
S. No.	Name	State/ Dist	Constitu-ency	Par-ty	Age	Seri-ous IPC Counts	No of Cases in which Ac-cused	No. of Cases in which Con-victed	Total
3	PURNAMASI RAM	BIHAR	Gopal-ganj	JD(U)	52	4	1	0	1
Cases (Accused)  1. IPC Sections - 147, 149, 447, 341, 342, 343, 365, 323, 325, 307, 504, 120B , Other Details - 25(1-B)a and 26, 35 Arms act			Serious IPC Frequency Table						
			Serious IPC Sections			Number of Times they appear for this candidate			
			343			1			
			365			1			
			325			1			
			307			1			
			Total			4			
			IPC Section			Description			
			120B			Punishment of criminal conspiracy			
			147			rioting			
			149			Every member of unlawful assembly guilty of offence committed in prosecution of common object			
			307			Attempt to murder			
			323			voluntarily causing hurt			
			325			voluntarily causing grievous hurt			
			341			wrongful restraint			
			342			wrongful Confinement			
			343			Wrongful confinement for three or more days			
			365			Kidnapping or abducting with intent secretly and wrongfully to confine person			

Cases (Convicted) -----No Cases----			447			criminal trespass			
			504			Intentional insult with intent to provoke breach of the peace			
S. No.	Name	State/ Dist	Constitu-ency	Par-ty	Age	Seri-ous IPC Counts	No of Cases in which Ac-cused	No. of Cases in which Con- victed	Total
4	UMA SHANAKER SINGH	BIHAR	Maharaj-ganj	RJD	61	4	1	0	1
Cases (Accused)  1. IPC Sections - 364, 302, 379,171(F) , Other De-tails - 27 Arms act			Serious IPC Frequency Table						
			Serious IPC Sections			Number of Times they appear for this candidate			
			364			1			
			302			1			
			379			1			
			171F			1			
			Total			4			
			IPC Section			Description			
			171F			undue influence or personation at an election			
Cases (Convicted) -----No Cases----			364			Kidnapping or abducting in order to murder			
			379			theft			
S. No.	Name	State/ Dist	Constitu-ency	Par-ty	Age	Seri-ous IPC Counts	No of Cases in which Ac-cused	No. of Cases in which Con- victed	Total
5	SUSHIL KUMAR SINGH	BIHAR	Aurang-abad	JD(U)	43	2	4	0	4
Cases (Accused)  1. IPC Sections - 147, 148, 149, 323, 324,, Other Details - 2. IPC Sections - 147, 148, 149, 337, 323,, Other Details - 3. IPC Sections - 426, 427 , Other Details - 4. IPC Sections - 147, 148, 149, 447, 427, 379 , Other Details -			Serious IPC Frequency Table						
			Serious IPC Sections			Number of Times they appear for this candidate			
			324			1			
			379			1			
			Total			2			
			IPC Section			Description			
			147			rioting			

Cases (Convicted) -----No Cases----			148		Rioting, armed with deadly weapon					
			149		Every member of unlawful assembly guilty of offence committed in prosecution of common object					
			323		voluntarily causing hurt					
			324		Voluntarily causing hurt by dangerous weapons or means					
			337		Causing hurt by act endangering life or personal safety of others					
			379		theft					
			426		Punished for mischief					
			427		Mischief causing damage to the amount of fifty rupees					
			447		criminal trespass					
S. No.	Name	State/ Dist	Constituency	Party	Age	Serious IPC Counts	No of Cases in which Accused	No. of Cases in which Convicted	Total	
6	KIRTI AZAD	BIHAR	Darb-hanga	BJP	48	1	3	0	3	
Cases (Accused)  1. IPC Sections - 144,353,427,504, , Other Details - 2. IPC Sections - 171(H), 188,120B , Other Details - 125, 133 R.P Act 3. IPC Sections - 188 , Other Details - 133 R.P.Act			IPC Section		Description					
			120B		Punishment of criminal conspiracy					
			144		Joining unlawful assembly armed with deadly weapon					
			171H		Illegal payments in connection with an election					
			188		Disobedience to order duly promulgated by public servant					
			353		Assault or criminal force to deter public servant from discharge of his duty					
Cases (Convicted) -----No Cases----			427		Mischief causing damage to the amount of fifty rupees					
			504		Intentional insult with intent to provoke breach of the peace					

S. No.	Name	State/ Dist	Constitu-ency	Par-ty	Age	Seri-ous IPC Counts	No of Cases in which Ac-cused	No. of Cases in which Con- victed	Total
7	NIKHIL KUMAR CHOUDHARY	BIHAR	Katihar	BJP	63	0	4	0	4
Cases (Accused)  1. IPC Sections - 188 , Other Details - 127(2) R.P.ACT 2. IPC Sections - , Other Details - PREVENTION OF DAMAGE TO PUBLIC PROPERTY ACT-1999 3. IPC Sections - 143,341 , Other Details - 141,146,174 & Indian Railway ACT 4. IPC Sections - 143,341 , Other Details - 141,146,174 & Indian Railway ACT			IPC Section		Description				
			143		Being member of an unlawful as-sembly				
			188		Disobedience to order duly promul-gated by public servant				
			341		wrongful restraint				
Cases (Convicted) -----No Cases-----									
S. No.	Name	State/ Dist	Constitu-ency	Par-ty	Age	Seri-ous IPC Counts	No of Cases in which Ac-cused	No. of Cases in which Con- victed	Total
8	RAMA DEVI	BIHAR	Sheohar	BJP	60	0	3	0	3
Cases (Accused)  1. IPC Sections - 353,347,504,506, , Other Details - 131(I)B,135(A),136 R P ACT. 2. IPC Sections - 353,347,504,506, , Other Details - 191(1)(B) R. P. ACT 3. IPC Sections - 341,342,353,504,506,332, , Other Details - 132 R. P. ACT 4.			IPC Section		Description				
			332		Voluntarily causing hurt to deter public servant from his duty				
			341		wrongful restraint				
			342		wrongful Confinement				
			347		Wrongful confinement to extort property, or constrain to illegal act				
			353		Assault or criminal force to deter public servant from discharge of his duty				
Cases (Convicted) -----No Cases-----			504		Intentional insult with intent to provoke breach of the peace				
			506		criminal intimidation				

S. No.	Name	State/ Dist	Constituency	Party	Age	Serious IPC Counts	No of Cases in which Ac-cused	No. of Cases in which Con-victed	Total
9	MAHABALI SINGH	BIHAR	Karakat	JD(U)	54	0	3	0	3
Cases (Accused)			IPC Section		Description				
			188		Disobedience to order duly promulgated by public servant				
Cases (Convicted) -----No Cases-----									
S. No.	Name	State/ Dist	Constituency	Party	Age	Serious IPC Counts	No of Cases in which Ac-cused	No. of Cases in which Con-victed	Total
10	PRADEEP KUMAR SINGH	BIHAR	Araria	BJP	43	0	3	0	3
Cases (Accused)			IPC Section		Description				
			34		Acts done by several persons in furtherance of common intention				
			147		rioting				
			148		Rioting, armed with deadly weapon				
			149		Every member of unlawful assembly guilty of offence committed in prosecution of common object				
			323		voluntarily causing hurt				
			341		wrongful restraint				
			342		wrongful Confinement				
			353		Assault or criminal force to deter public servant from discharge of his duty				
			427		Mischief causing damage to the amount of fifty rupees				
Cases (Convicted) -----No Cases-----			504		Intentional insult with intent to provoke breach of the peace				
			506		criminal intimidation				



S. No.	Name	State/ Dist	Constituency	Party	Age	Serious IPC Counts	No of Cases in which Accused	No. of Cases in which Convicted	Total
11	MANGANI LAL MANDAL	BIHAR	Jhanjhar-pur	JD(U)	60	0	2	0	2
Cases (Accused)			IPC Section		Description				
			385		Putting person in fear of injury in order to commit extortion				
			499		Defamation				
			500		defamation				
Cases (Convicted) -----No Cases-----			504		Intentional insult with intent to provoke breach of the peace				
S. No.	Name	State/ Dist	Constituency	Party	Age	Serious IPC Counts	No of Cases in which Accused	No. of Cases in which Convicted	Total
12	DR. SANJAY JAISWAL	BIHAR	Paschim Cham-paran	BJP	44	0	2	0	2
Cases (Accused)			IPC Section		Description				
			147		rioting				
			148		Rioting, armed with deadly weapon				
			149		Every member of unlawful assembly guilty of offence committed in prosecution of common object				
			188		Disobedience to order duly promulgated by public servant				
			323		voluntarily causing hurt				
			336		Act endangering life or personal safety of others				
			337		Causing hurt by act endangering life or personal safety of others				
			341		wrongful restraint				
Cases (Convicted) -----No Cases-----			353		Assault or criminal force to deter public servant from discharge of his duty				
			427		Mischief causing damage to the amount of fifty rupees				

S. No.	Name	State/ Dist	Constitu-ency	Par-ty	Age	Seri-ous IPC Counts	No of Cases in which Ac-cused	No. of Cases in which Con-victed	Total
13	RANJAN PRASAD YADAV	BIHAR	Patalipu-tra	JD(U)	64	0	1	0	1
Cases (Accused)			IPC Section		Description				
1. IPC Sections - , Other Details - 3 D P ACT									
Cases (Convicted) -----No Cases-----									
S. No.	Name	State/ Dist	Constitu-ency	Par-ty	Age	Seri-ous IPC Counts	No of Cases in which Ac-cused	No. of Cases in which Con-victed	Total
14	JAGDA NAND SINGH	BIHAR	Buxar	RJD	65	0	1	0	1
Cases (Accused)			IPC Section		Description				
			186		Obstructing public servant in dis-charge of public functions				
			188		Disobedience to order duly pro-mulgated by public servant				
			217		Public servant disobeying direc-tion of law with intent to save person from punishment or property from forfeiture				
Cases (Convicted) -----No Cases-----			218		Public servant framing incorrect record or writing with intent to save person from punishment or property from forfeiture				

S. No.	Name	State/ Dist	Constitu-ency	Par-ty	Age	Seri-ous IPC Counts	No of Cases in which Ac-cused	No. of Cases in which Con- victed	Total
15	OMPRAKASHYADAV	BIHAR	Siwan	IND	43	0	1	0	1
Cases (Accused)  1. IPC Sections - 188 , Other Details - 131 Rp ACT			IPC Section		Description				
			188		Disobedience to order duly promul- gated by public servant				
Cases (Convicted) -----No Cases----									
S. No.	Name	State/ Dist	Constitu-ency	Par-ty	Age	Seri-ous IPC Counts	No of Cases in which Ac-cused	No. of Cases in which Con- victed	Total
16	SHARAD YADAV	BIHAR	Madhep-ura	JD(U)	61	0	1	0	1
Cases (Accused)  1. IPC Sections - 341,323,504 , Other Details -			IPC Section		Description				
			323		voluntarily causing hurt				
			341		wrongful restraint				
Cases (Convicted) -----No Cases----			504		Intentional insult with intent to provoke breach of the peace				
S. No.	Name	State/ Dist	Constitu-ency	Par-ty	Age	Seri-ous IPC Counts	No of Cases in which Ac-cused	No. of Cases in which Con- victed	Total
17	UDAY SINGH ALIAS PAPPU SINGH	BIHAR	Purnia	BJP	57	0	1	0	1
Cases (Accused)  1. IPC Sections - 341, 323, 353, 427, 34 , Other Details - 132,133 OF R.P. ACT			IPC Section		Description				
			34		Acts done by several persons in furtherance of common intention				
			323		voluntarily causing hurt				
			341		wrongful restraint				
			353		Assault or criminal force to deter public servant from discharge of his duty				
Cases (Convicted) -----No Cases----			427		Mischief causing damage to the amount of fifty rupees				

S. No.	Name	State/ Dist	Constitu- ency	Par- ty	Age	Seri- ous IPC Counts	No of Cases in which Ac- cused	No. of Cases in which Con- victed	Total
18	BAIDYANATH PRASAD MAHTO	BIHAR	Valmiki Nagar	JD(U)	51	0	1	0	1
Cases (Accused)			IPC Section		Description				
			143		Being member of an unlawful as- sembly				
			188		Disobedience to order duly promul- gated by public servant				
Cases (Convicted) -----No Cases----									