

**Press Release**

**Women's Political Participation and Representation in India**

**Association for Democratic Reforms**

T-95, C.L. House, 2<sup>nd</sup> Floor,  
Near Gulmohar Commercial Complex  
Gautam Nagar,  
New Delhi-110 049  
Phone: +91-011-4165-4200  
Fax : +91-11-46094248  
Email : [adr@adrindia.org](mailto:adr@adrindia.org)

## Table of Contents

Analysis of Women Candidates.....	3
Women Candidates Contested in Assembly and Parliamentary Elections: .....	5
Analysis of Sitting Women MPs/MLAs .....	8
MPs/ MLAs with Cases Related Crime against Women.....	13
Contact Details .....	16
DISCLAIMER .....	16

Association for Democratic Reforms (ADR) & National Election Watch (NEW) have analysed affidavits of **51,143 male and female** candidates including 4865 MPs/MLAs across the country.

### Analysis of Women Candidates

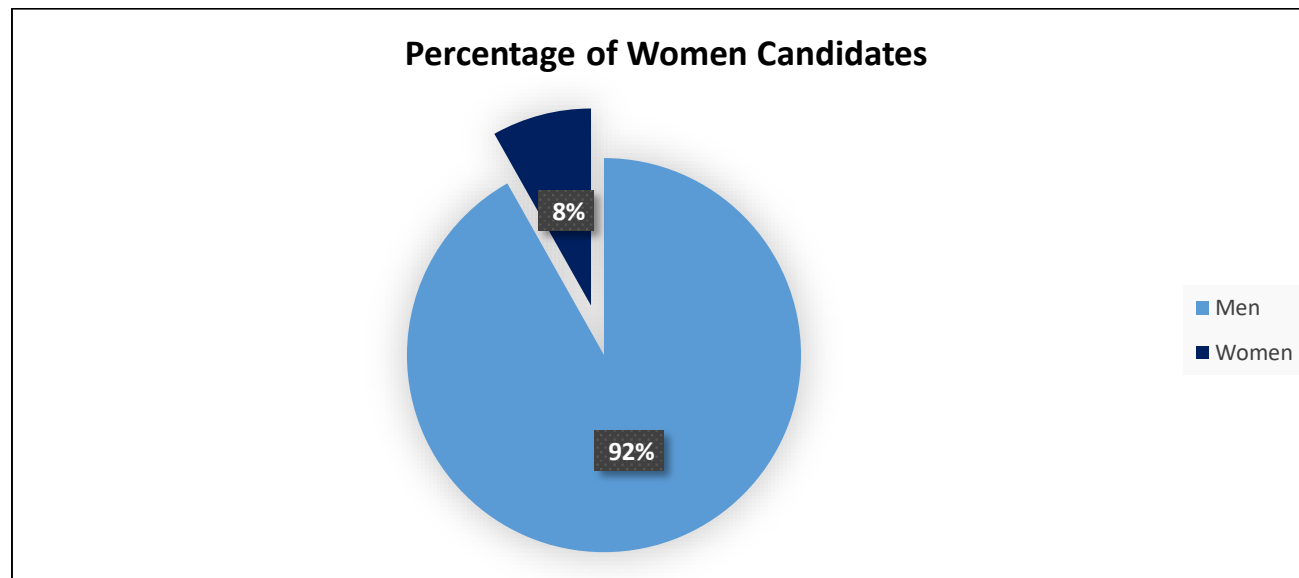


Figure: Percentage of Women Candidates Contested in Parliamentary and State Assembly Elections

- Out of total **51,143** candidates analysed from across the country, only **4,173 (8%)** are women.
- Among these **4,173** women candidates **546 (13%)** candidates have declared criminal cases against themselves.
- Out of the **4,173** women candidates analysed, **1060 (25%)** are crorepatis.
- In the last three Lok Sabha Elections, the number of candidates has been increased remarkably from 2004 to 2014 whereas the increase in the number of women candidates remained nominal.

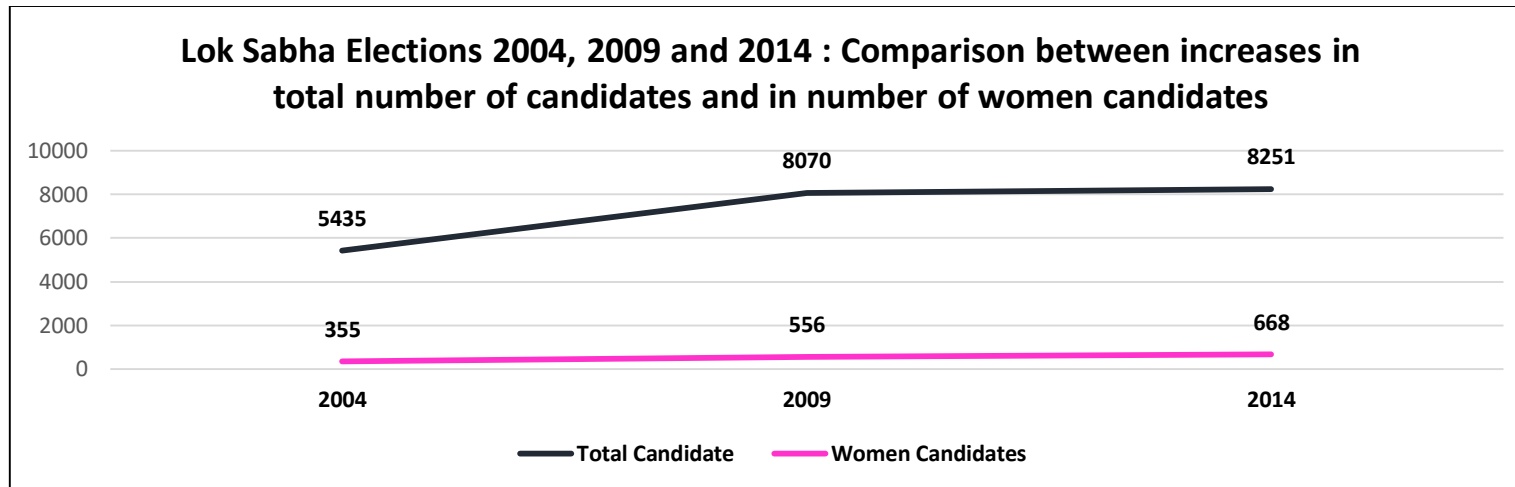


Figure: Lok Sabha Elections 2004, 2009 and 2014: Comparison between increases in total number of candidates and in number of women candidates

- Among the State Assemblies, none of the states had more than 10 % women candidates in the elections. States such as Jharkhand, West Bengal, Sikkim and Chhattisgarh had highest percentage of women candidates contested in their respective assembly elections.

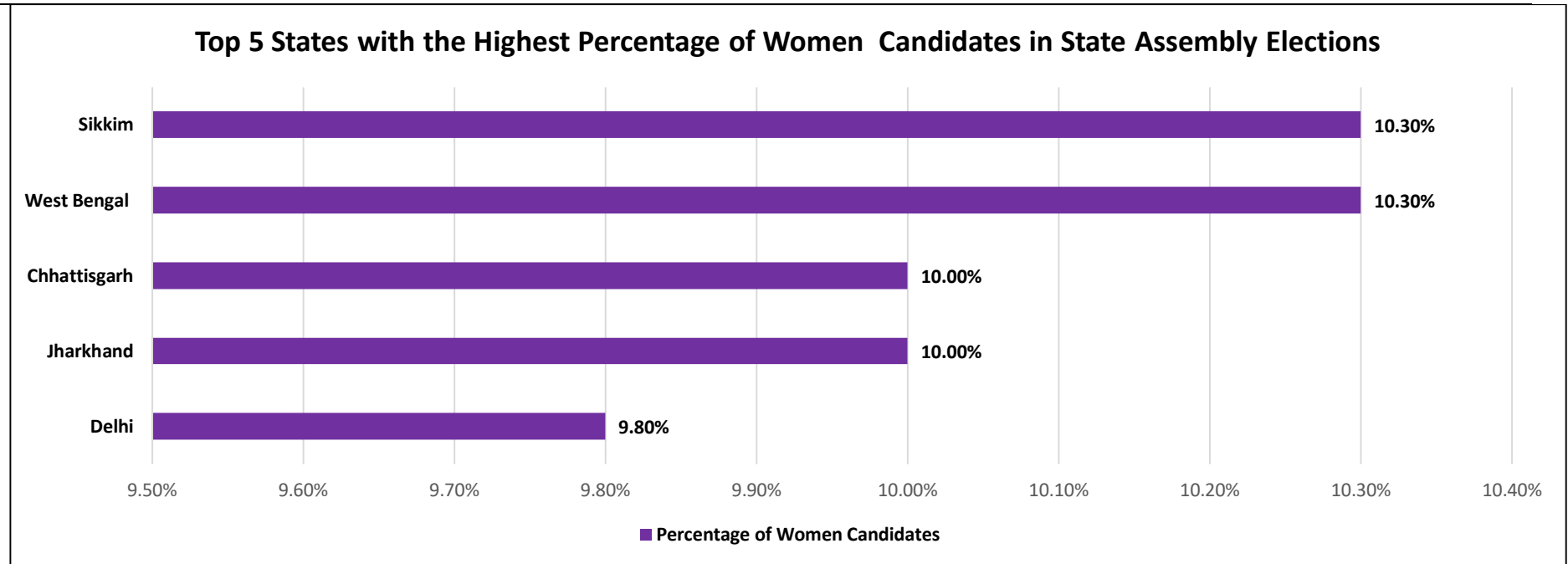


Figure : Top 5 States with the Highest Percentage of Women Candidates in State Assembly Elections

### Women Candidates Contested in Assembly and Parliamentary Elections:

S.No.	Elected from House/Assembly	Total Number of Candidates Analysed	Men Candidates Analysed	% of Men Candidates	Women Candidates Analysed	% of Women Candidates	Women Candidates Declared Criminal Cases	% of Women Candidates Declared Criminal Cases	Crorepati Women Candidates	% of Crorepati Women Candidates
1	Lok Sabha/Rajya Sabha	8302	7642	92%	660	8%	83	13%	231	35%
2	Andhra Pradesh Assembly	2153	1974	92%	179	8%	13	7%	47	26%
3	Arunachal Pradesh Assembly	153	148	97%	5	3%	0	0%	4	80%

S.No.	Elected from House/Assembly	Total Number of Candidates Analysed	Men Candidates Analysed	% of Men Candidates	Women Candidates Analysed	% of Women Candidates	Women Candidates Declared Criminal Cases	% of Women Candidates Declared Criminal Cases	Crorepati Women Candidates	% of Crorepati Women Candidates
4	Assam Assembly	1055	965	91%	90	9%	2	2%	23	26%
5	Bihar Assembly	3466	3190	92%	276	8%	40	14%	87	32%
6	Chhattisgarh Assembly	1258	1132	90%	126	10%	8	6%	31	25%
7	Delhi Assembly	665	600	90%	65	10%	9	14%	20	31%
8	Goa Assembly	246	228	93%	18	7%	2	11%	8	44%
9	Gujarat Assembly	1819	1697	93%	122	7%	8	7%	17	14%
10	Haryana Assembly	1343	1228	91%	115	9%	3	3%	59	51%
11	Himachal Pradesh Assembly	338	319	94%	19	6%	2	11%	7	37%
12	Jammu & Kashmir Assembly	839	809	96%	30	4%	3	10%	8	27%
13	Jharkhand Assembly	1112	1001	90%	111	10%	21	19%	22	20%
14	Karnataka Assembly	2558	2348	92%	210	8%	13	6%	45	21%
15	Kerala Assembly	1111	1010	91%	101	9%	19	19%	16	16%
16	Madhya Pradesh Assembly	2793	2548	91%	245	9%	22	9%	71	29%
17	Maharashtra Assembly	3901	3645	93%	256	7%	41	16%	81	32%
18	Manipur Assembly	266	255	96%	11	4%	0	0%	1	9%
19	Meghalaya Assembly	362	330	91%	32	9%	2	6%	13	41%
20	Mizoram Assembly	209	191	91%	18	9%	1	6%	4	22%
21	Nagaland Assembly	196	191	97%	5	3%	0	0%	1	20%

S.No.	Elected from House/Assembly	Total Number of Candidates Analysed	Men Candidates Analysed	% of Men Candidates	Women Candidates Analysed	% of Women Candidates	Women Candidates Declared Criminal Cases	% of Women Candidates Declared Criminal Cases	Crorepati Women Candidates	% of Crorepati Women Candidates
22	Odisha Assembly	1415	1297	92%	118	8%	13	11%	30	25%
23	Puducherry Assembly	335	314	94%	21	6%	1	5%	5	24%
24	Punjab Assembly	1139	1059	93%	80	7%	2	3%	29	36%
25	Rajasthan Assembly	2246	2062	92%	184	8%	9	5%	61	33%
26	Sikkim Assembly	126	113	90%	13	10%	1	8%	3	23%
27	Tamil Nadu Assembly	2247	2049	91%	198	9%	17	9%	50	25%
28	Telangana Assembly	1782	1646	92%	136	8%	23	17%	32	24%
29	Tripura Assembly	297	273	92%	24	8%	3	13%	2	8%
30	Uttar Pradesh Assembly	4824	4379	91%	445	9%	31	7%	136	31%
31	Uttarakhand Assembly	633	574	91%	59	9%	4	7%	21	36%
32	West Bengal Assembly	1954	1753	90%	201	10%	20	10%	25	12%
<b>Total</b>		<b>51143</b>	<b>46970</b>	<b>92%</b>	<b>4173</b>	<b>8%</b>	<b>416</b>	<b>10%</b>	<b>1190</b>	<b>29%</b>

**Table: Women Candidates Contested in Assembly and Parliamentary Elections**

## Analysis of Sitting Women MPs/MLAs

- ADR and NEW have analysed **770 out of 776** MPs and **4,095 out of 4,120** MLAs of India. Among **4,865** MPs/MLAs across the country, only **440** or **9%** are women.

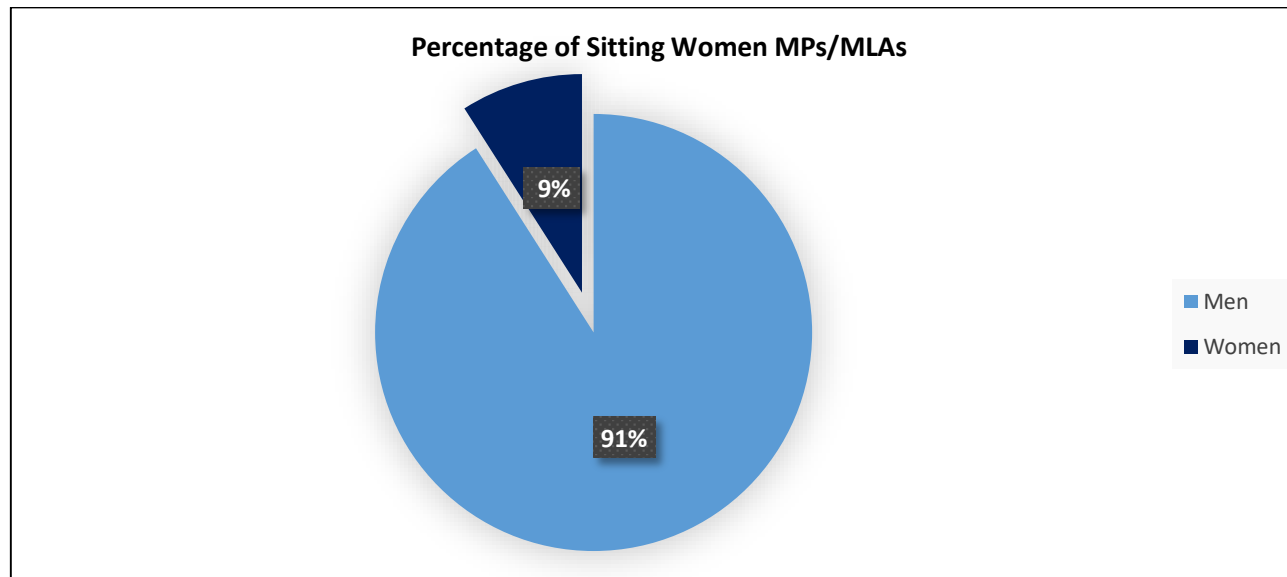


Figure: Percentage of Women MPs in Parliamentary and State Assembly Elections

- Out of total **4865** MPs/MLAs analysed from across the country, only **440 (9%)** are women.
- Among these **94 (21%)** MPs/MLAs have declared criminal cases against themselves.
- Out of the **440** MPs/MLAs analysed, **310 (70%)** are crorepatis.
- Among MPs, Lok Sabha has **66 (12%) out of 542 analysed** and Rajya Sabha has **25(11%) out of 228 MPs analysed** are women.



- Among the MPs/MLAs, the maximum number of women MPs/MLAs belong to the **BJP**, i.e. **150** MPs/MLAs, followed by **91** MPs/MLAs from **INC**.

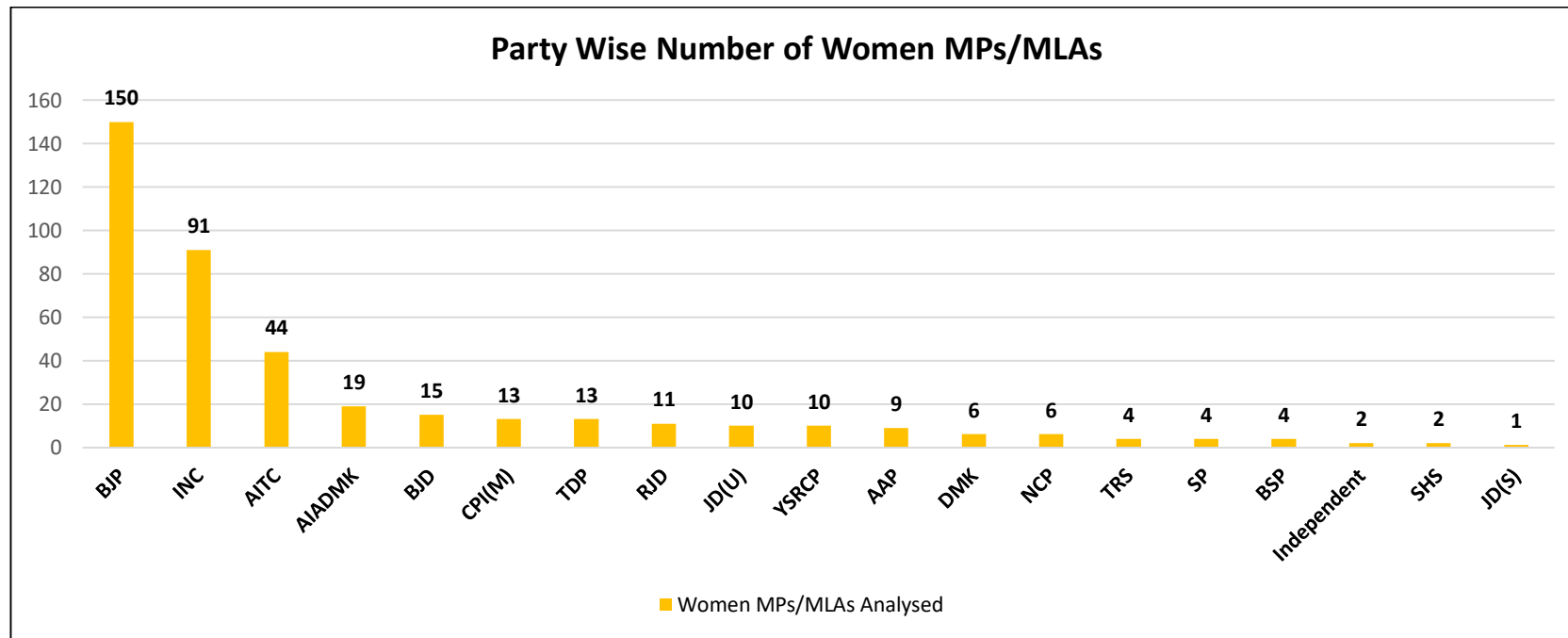


Figure: Party Wise Number of Women MPs/MLAs

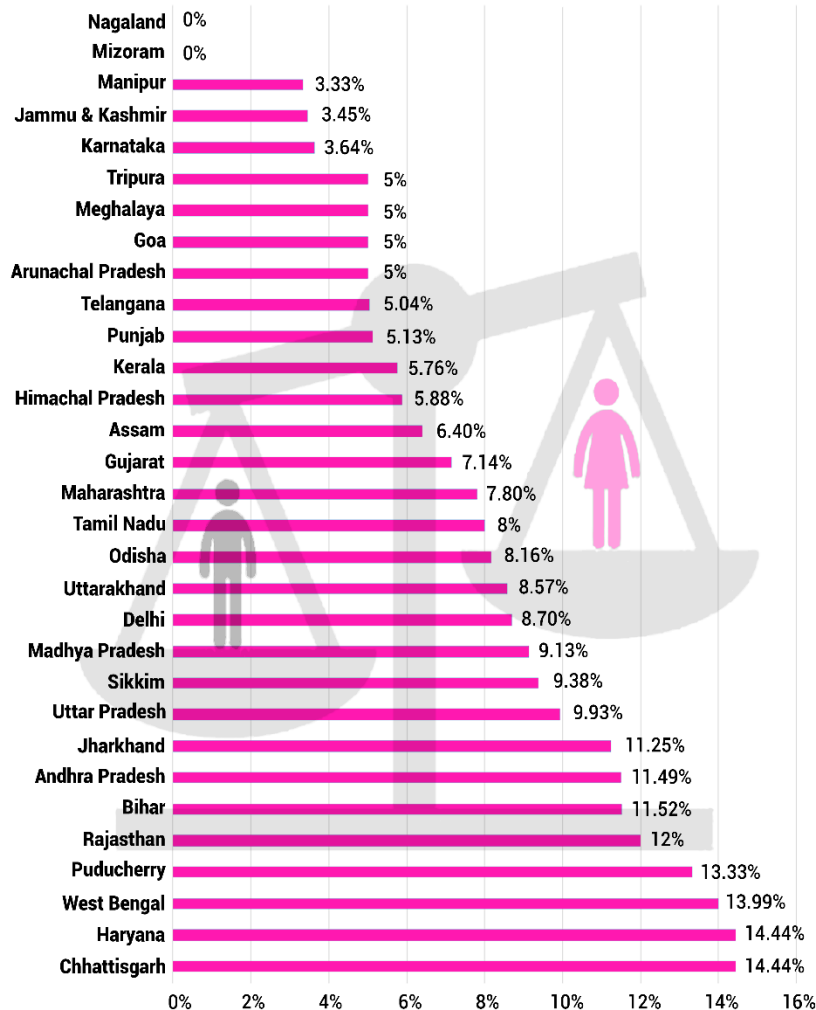
Party	Total MPs/MLAs Analysed	Men MPs/MLAs Analysed	% of Men MPs/MLAs Analysed	Women MPs/MLAs Analysed	% of Women MPs/MLAs Analysed	Women MPs/MLAs Declared Criminal Cases	% of Women MPs/MLAs Declared Criminal Cases	Crcorepati Women MPs/MLAs	% of Crcorepati Women MPs/MLAs
BJP	1616	1466	91%	150	9%	28	19%	122	81%
INC	1007	916	91%	91	9%	20	22%	69	76%
AITC	260	216	83%	44	17%	6	14%	18	41%
AIADMK	182	163	90%	19	10%	3	16%	13	68%
BJD	147	132	90%	15	10%	1	7%	10	67%

Party	Total MPs/MLAs Analysed	Men MPs/MLAs Analysed	% of Men MPs/MLAs Analysed	Women MPs/MLAs Analysed	% of Women MPs/MLAs Analysed	Women MPs/MLAs Declared Criminal Cases	% of Women MPs/MLAs Declared Criminal Cases	Corepati Women MPs/MLAs	% of Corepati Women MPs/MLAs
CPI(M)	119	106	89%	13	11%	7	54%	3	23%
TDP	127	114	90%	13	10%	1	8%	8	62%
DMK	94	88	94%	6	6%	4	67%	6	100%
TRS	105	101	96%	4	4%	2	50%	4	100%
IND	87	85	98%	2	2%	1	50%	2	100%
AAP	93	84	90%	9	10%	3	33%	3	33%
RJD	90	79	88%	11	12%	2	18%	7	64%
JD(U)	79	69	87%	10	13%	5	50%	7	70%
SHS	82	80	98%	2	2%	1	50%	2	100%
YSRCP	76	66	87%	10	13%	2	20%	7	70%
SP	71	67	94%	4	6%	0	0%	4	100%
NCP	56	50	89%	6	11%	1	17%	6	100%
JD(S)	42	41	98%	1	2%	0	0%	1	100%
BSP	36	32	89%	4	11%	1	25%	2	50%
Others	496	470	95%	26	5%	6	23%	16	62%
<b>Total</b>	<b>4865</b>	<b>4425</b>	<b>91%</b>	<b>440</b>	<b>9%</b>	<b>94</b>	<b>21%</b>	<b>310</b>	<b>70%</b>

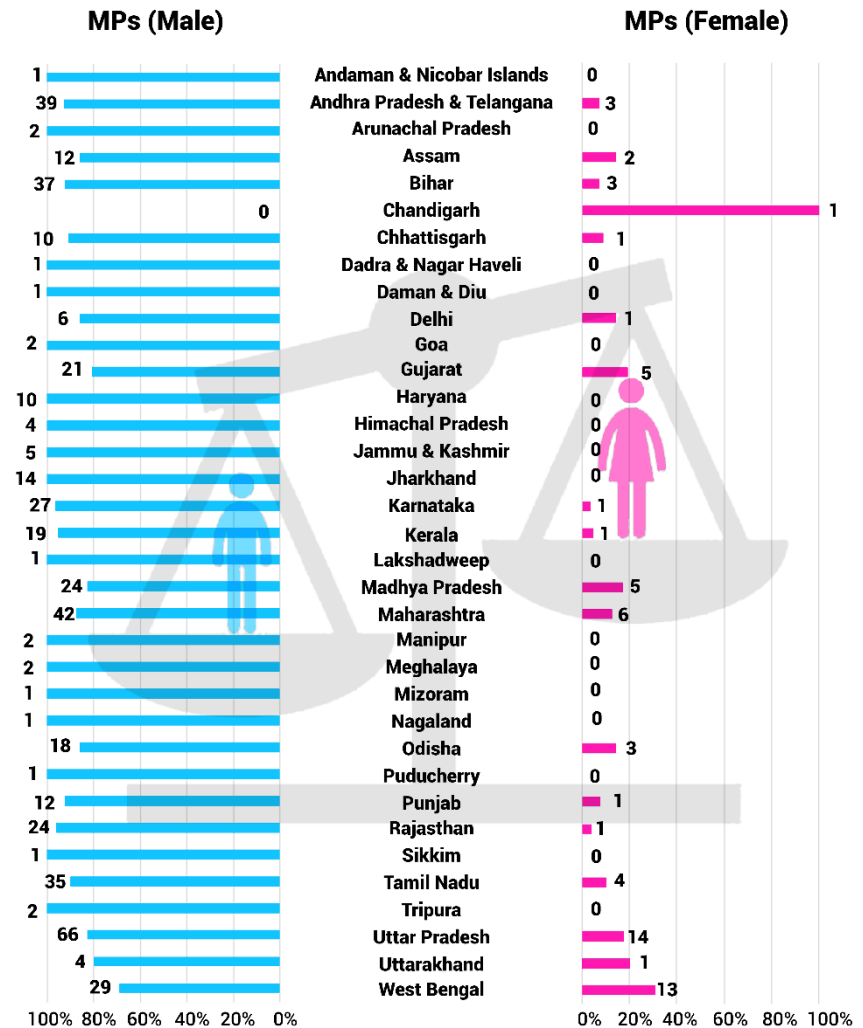
Table: Women MPs/MLAs- Party Wise

- Among the State Assemblies, **Chhattisgarh, Jharkhand and West Bengal** have the highest percentage of women MLAs.

## WOMEN REPRESENTATION IN STATE ASSEMBLIES



## WOMEN REPRESENTATION IN LOK SABHA



## Women Representation in Lok Sabha , Rajya Sabha and State Assemblies

S.No.	Elected from House/Assembly	Total MPs/MLAs Analysed	Men MPs/MLAs	% of Men MPs/MLAs	Women MPs/MLAs	% of Women MPs/MLAs	Women MPs/MLAs Declared Criminal Cases	% of Women MPs/MLAs Declared Criminal Cases	Crorepati Women MPs/MLAs	% of Crorepati Women MPs/MLAs
1	Lok Sabha	542	476	88%	66	12%	15	23%	56	85%
2	Rajya Sabha	228	203	89%	25	11%	3	12%	21	84%
3	Andhra Pradesh Assembly	174	154	89%	20	11%	2	10%	12	60%
4	Arunachal Pradesh Assembly	60	57	95%	3	5%	0	0%	3	100%
5	Assam Assembly	125	117	94%	8	6%	0	0%	4	50%
6	Bihar Assembly	243	215	88%	28	12%	10	36%	18	64%
7	Chhattisgarh Assembly	90	77	86%	13	14%	1	8%	9	69%
8	Delhi Assembly	69	63	91%	6	9%	2	33%	3	50%
9	Goa Assembly	40	38	95%	2	5%	1	50%	2	100%
10	Gujarat Assembly	182	169	93%	13	7%	1	8%	9	69%
11	Haryana Assembly	90	77	86%	13	14%	1	8%	13	100%
12	Himachal Pradesh Assembly	68	64	94%	4	6%	1	25%	2	50%
13	Jammu & Kashmir Assembly	87	84	97%	3	3%	1	33%	2	67%
14	Jharkhand Assembly	80	71	89%	9	11%	4	44%	7	78%
15	Karnataka Assembly	220	212	96%	8	4%	4	50%	8	100%
16	Kerala Assembly	139	131	94%	8	6%	6	75%	2	25%
17	Madhya Pradesh Assembly	230	209	91%	21	9%	5	24%	16	76%
18	Maharashtra Assembly	282	260	92%	22	8%	7	32%	21	95%
19	Manipur Assembly	60	58	97%	2	3%	0	0%	1	50%
20	Meghalaya Assembly	60	57	95%	3	5%	0	0%	3	100%

S.No.	Elected from House/Assembly	Total MPs/MLAs Analysed	Men MPs/MLAs	% of Men MPs/MLAs	Women MPs/MLAs	% of Women MPs/MLAs	Women MPs/MLAs Declared Criminal Cases	% of Women MPs/MLAs Declared Criminal Cases	Crorepati Women MPs/MLAs	% of Crorepati Women MPs/MLAs
21	Mizoram Assembly	40	40	100%	0	0%	0	0%	0	0%
22	Nagaland Assembly	60	60	100%	0	0%	0	0%	0	0%
23	Odisha Assembly	147	135	92%	12	8%	2	17%	8	67%
24	Puducherry Assembly	30	26	87%	4	13%	1	25%	2	50%
25	Punjab Assembly	117	111	95%	6	5%	1	17%	2	33%
26	Rajasthan Assembly	200	176	88%	24	12%	5	21%	19	79%
27	Sikkim Assembly	32	29	91%	3	9%	0	0%	1	33%
28	Tamil Nadu Assembly	225	207	92%	18	8%	4	22%	13	72%
29	Telangana Assembly	119	113	95%	6	5%	2	33%	5	83%
30	Tripura Assembly	60	57	95%	3	5%	1	33%	0	0%
31	Uttar Pradesh Assembly	403	363	90%	40	10%	5	13%	31	78%
32	Uttarakhand Assembly	70	64	91%	6	9%	0	0%	5	83%
33	West Bengal Assembly	293	252	86%	41	14%	9	22%	12	29%
<b>Total</b>		<b>4865</b>	<b>4425</b>	<b>91%</b>	<b>440</b>	<b>9%</b>	<b>94</b>	<b>21%</b>	<b>310</b>	<b>70%</b>

**Table: Representation of Women MPs/MLAs House/Assembly –wise**

## MPs/ MLAs with Cases Related Crime against Women

- Out of 1642(34%) MPs/ MLAs analysed with declared criminal cases, 52 have declared cases related to crimes against women.
- Among these 52 MPs/MLAs with declared cases related to Crimes against women, 45 are MLAs and 3 are MPs.
- 480 candidates analysed who had declared cases related to crimes against women, were given tickets by recognized political parties.
- 125 independent candidates analysed with declared cases related to crimes against women had contested for Lok/Rajya and state assemblies elections in last 5 years.

- Among these candidates, 58 candidates were given tickets by parties for Lok Sabha / Rajya Sabha elections. Various recognized parties have given tickets to 422 candidates with cases related to crimes against women for state assemblies' elections.
- In the last 5 years, 18 independent candidates with declared cases related to crimes against women contested in the Lok Sabha/ Rajya Elections. Similarly, 107 independent candidates with declared cases related to crimes against women contested in the state assemblies' elections.
- Among the states, Maharashtra has the highest number of MPs/ MLAs i.e. 11, followed by West Bengal with 10 , Odisha and Andhra Pradesh each with 5 MPs/MLAs who have declared cases related crimes against women
- Among the states in the last 5 years, Maharashtra has the highest number of candidates i.e. 65, followed by Bihar with 63 and West Bengal with 52 candidates who were given tickets by political parties even though they have declared cases related to crimes against women in their affidavits.
- Among various recognized parties, BJP has the highest number of MPs/ MLAs i.e. 12, followed by INC with 7 and SHS (Shiv Sena) with 6 MPs/MLAs who have declared cases related crimes against women.
- Among the major parties in the last 5 years, 54 candidates with declared cases related to crimes against women were given tickets by BJP. The second highest number of candidates, i.e. 37 who had declared cases related to crimes against women were given tickets by BSP, followed by 30 candidates from INC who had declared cases related to crimes against women who had contested for Lok/Rajya Sabha and State Assemblies Elections in last 5 years.
- Following are 3 MLAs who have declared cases related to rape :
  - Gonuguntla Suryanarayana from TDP who has won from Dharmavaram constituency in Andhra Pradesh (2014)
  - Jethabhai G.Ahir from BJP who has won from Shehra constituency in Gujarat (2017)
  - Gulab Yadav from RJD who has won from Jhanjharpur constituency in Bihar(2015)
- In the last 5 years, recognized parties have given tickets to 44 candidates who had declared cases related to rape.
- In the last 5 years, 14 independent candidates with declared cases related to rape have contested for Lok/Rajya Sabha and State assemblies' elections.



To Get Information About Candidates/Parties/MPs/MLAs/  
Corporators/PILs in courts



Give us missed call on: **08010445555**

Toll Free Helpline No: **1800-110-440**

Journalist Helpline no: **8010394248**

Subscribe to ADR on **WhatsApp**  
for updates: **7840067840**

Visit: **www.myneta.info**

Email: **adr@adrindia.org**

Send SMS: **Myneta <pincode or constituency>**  
**to 56070 or 9212356070**

To contact ADR State Partners, visit:  
<https://adrindia.org/about-adr/state-coordinators>

### Social Media

 /myneta.info     /adrindia.org     @adrspeaks     /adrspeaks     /adrspeaks  
 <https://in.linkedin.com/company/association-of-democratic-reforms-adr->

### Our Websites

**www.adrindia.org**  
Provides detailed analytical reports of Lok Sabha, State Assemblies, local body elections & financial reports of political parties & ongoing PILs in courts

**www.myneta.info**  
Provides full information of criminal cases, asset, liability and education details declared by candidates in the self sworn affidavits

### Android Apps

**Myneta:** The criminal, financial, educational & other background information self declared by candidates in their affidavits during elections is now available on your mobile phones.

**Election Watch Reporter:** This app provides a tool to the citizens to capture violations of election related laws & the code of conduct. Both the applications are available on Google Play Store.

## Contact Details

### National Election Watch/Association for Democratic Reforms

<p><b>Media and Journalist Helpline</b></p> <p>+91 80103 94248 Email: <a href="mailto:adr@adrindia.org">adr@adrindia.org</a></p>	<p><b>Maj.Gen. Anil Verma (Retd) Head</b></p> <p>National Election Watch, Association for Democratic Reforms 011 4165 4200, +91 88264 79910 <a href="mailto:adr@adrindia.org">adr@adrindia.org</a>, <a href="mailto:anilverma@adrindia.org">anilverma@adrindia.org</a></p>	<p><b>Prof Jagdeep Chhokar IIM Ahmedabad (Retd.) Founder Member,</b></p> <p>National Election Watch, Association for Democratic Reforms +91 99996 20944 <a href="mailto:jchhokar@gmail.com">jchhokar@gmail.com</a></p>	<p><b>Prof Trilochan Sastry IIM Bangalore Founder Member,</b></p> <p>National Election Watch, Association for Democratic Reforms +91 94483 53285 <a href="mailto:trilochans@iimb.ac.in">trilochans@iimb.ac.in</a></p>
--	--	--	---

## DISCLAIMER

All information in this report has been taken from the website of Election Commission of India (<http://affidavitarchive.nic.in/>). **ADR does not add or subtract any information, unless the EC changes the data. In particular, no unverified information from any other source is used.** While all efforts have been made to ensure that the information is in keeping with what is available in the ECI website, in case of discrepancy between information in this report and that given in the ECI website, the information available ECI website should be treated as correct. Association for Democratic Reforms, National Election Watch and their volunteers are not responsible or liable for any damage arising directly or indirectly from the publication of this report.