

**Analysis of Criminal Background, Financial, Education, Gender and
other details of MPs and MLAs of West Bengal**

Association for Democratic Reforms

T-95A, C.L. House, 1st Floor,
Near Gulmohar Commercial Complex
Gautam Nagar,
New Delhi-110 049
Phone: +91-011-4165-4200
Fax : +91-11-46094248
Email : adr@adrindia.org

To report any electoral violations and malpractices during elections download the Election Watch
Reporter (Android App)

https://play.google.com/store/apps/details?id=com.webrosoft.election_watch_reporter

Contents

| | |
|---|-----------|
| ANALYSIS OF CRIMINAL BACKGROUND, FINANCIAL, EDUCATION, GENDER AND OTHER DETAILS OF MPS AND MLAS OF WEST BENGAL | 1 |
| ANALYSIS OF CRIMINAL, FINANCIAL AND OTHER BACKGROUND DETAILS OF MLAS | 3 |
| CRIMINAL BACKGROUND | 3 |
| FINANCIAL BACKGROUND | 4 |
| OTHER BACKGROUND DETAILS | 6 |
| ANALYSIS OF CRIMINAL, FINANCIAL AND OTHER BACKGROUND DETAILS OF MPS | 8 |
| CRIMINAL BACKGROUND | 8 |
| FINANCIAL BACKGROUND | 8 |
| OTHER BACKGROUND DETAILS | 10 |
| CONTACT DETAILS | 12 |
| DISCLAIMER | 12 |

Analysis of Criminal, Financial and Other Background details of MLAs

West Bengal Election Watch and Association for Democratic Reforms (ADR) have analysed the self-sworn affidavits of all 294 sitting MLAs in the West Bengal Assembly.

Criminal Background

- **MLAs with Criminal Cases:** 100 (34%) out of 294 MLAs have declared criminal cases against themselves.
- **MLAs with Serious Criminal Cases:** 72 (24%) MLAs have declared serious criminal cases including cases related to **murder, attempt to murder, kidnapping, crimes against women** etc.
- **MLAs with cases related to murder and attempt to murder:** 11 MLAs have declared cases related to **murder** while 28 MLAs have declared cases of **attempt to murder**. *an MLA might declare charges related to more than one IPC.
- **MLAs with cases related to Crimes against Women:** 6 MLAs have declared cases related to assault or criminal force to woman with intent to outrage her modesty (IPC Section-354)
- **MLAs with cases related to Kidnapping:** 5 MLAs have declared cases related to **Kidnapping** including kidnapping or abducting in order to murder and kidnapping or abducting with intent secretly and wrongfully to confine person
- **Party wise MLAs with Criminal Cases:** 69 (36%) out of 190 MLAs analysed from AITC, 7 (18%) out of 38 MLAs from CPI(M), 15 (39%) out of 38 MLAs from INC and 4 (36%) out of 11 AIFB MLAs have declared criminal cases against themselves in their affidavits.
- **Party wise MLAs with Serious Criminal Cases:** 50 (26%) out of 190 MLAs analysed from AITC, 4 (11%) out of 38 MLAs from CPI(M), 9 (24%) out of 38 MLAs from INC and 4 (36%) out of 11 AIFB MLAs have declared serious criminal cases against themselves in their affidavits.

Criteria for serious criminal cases

1. Offence for which maximum punishment is of 5 years or more.
2. If an offence is non-bailable
3. If it is an electoral offence (for eg. IPC 171E or bribery)
4. Offence related to loss to exchequer
5. Offences that are assault, murder, kidnap, rape related
6. Offences that are mentioned in Representation of the People Act (Section 8)
7. Offences under Prevention of Corruption Act
8. Crimes against women.

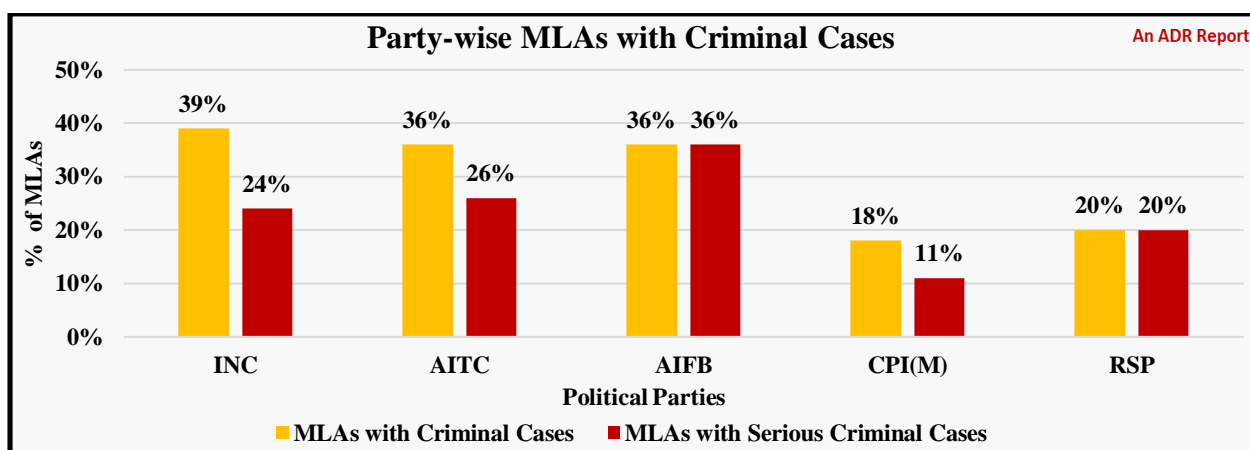


Figure 1: Party-wise MLAs with Criminal Cases

| Party | Total number of MLAs analyzed | MLAs with declared criminal cases | % of MLAs with declared criminal cases | MLAs with serious declared criminal cases | % of MLAs with serious declared criminal cases |
|--------------|-------------------------------|-----------------------------------|--|---|--|
| AITC | 190 | 69 | 36% | 50 | 26% |
| CPI(M) | 38 | 7 | 18% | 4 | 11% |
| INC | 38 | 15 | 39% | 9 | 24% |
| AIFB | 11 | 4 | 36% | 4 | 36% |
| RSP | 5 | 1 | 20% | 1 | 20% |
| GJM | 3 | 2 | 67% | 2 | 67% |
| IND | 2 | 2 | 100% | 2 | 100% |
| Others | 6 | 0 | 0% | 0 | 0% |
| Total | 294 | 100 | 34% | 72 | 24% |

Table 1: Party-wise MLAs with Criminal Cases

Financial Background

- **Crorepati MLAs:** 46 (16%) out of 294 MLAs are crorepatis.
- **High Asset MLAs:** Out of the 294 MLAs, 2 MLAs have total assets worth more than Rs. 10 crores and 7 MLAs have total assets worth more than Rs. 5 crores. The details of these 7 MLAs are given as follows:

| S.No. | Name | District | Constituency | Party Name | Movable Assets (Rs) | Immovable Assets (Rs) | Total Assets (Rs) | PAN Given |
|-------|-----------------------|-------------------|---------------------------------------|------------|---------------------|-----------------------|---------------------------|-----------|
| 1 | Rabiul Alam Chowdhury | Murshidabad | Rejinagar : Bye Election On 23-2-2013 | INC | 10,14,845 | 72,12,20,000 | 72,22,34,845 72 Crore+ | N |
| 2 | Swapan Kanti Ghosh | Birbhum | Suri | AITC | 8,96,33,670 | 3,05,10,000 | 12,01,43,670 12 Crore+ | Y |
| 3 | Nure Alam Chowdhury | Birbhum | Murarai | AITC | 1,73,50,000 | 7,50,00,000 | 9,23,50,000 9 Crore+ | Y |
| 4 | Kasturi Das | South 24 Parganas | Maheshtala | AITC | 38,55,504 | 6,80,00,000 | 7,18,55,504 7 Crore+ | Y |
| 5 | Iqbal Ahmed | Hooghly | Khanakul | AITC | 1,06,54,113 | 6,03,07,500 | 7,09,61,613 7 Crore+ | Y |
| 6 | Amit Kumar Mitra | North 24 Parganas | Khardaha | AITC | 3,25,22,994 | 3,83,53,322 | 7,08,76,316 7 Crore+ | Y |
| 7 | Haider Aziz Safwi | Howrah | Uluberia Purba | AITC | 1,36,49,286 | 3,97,93,750 | 5,34,43,036 5 Crore+ | Y |

Table 2: High Asset MLAs

- **Party-wise Crorepati MLAs:** 37 (19%) out of 190 MLAs analysed in AITC, 6 (16%) out of 38 MLAs in INC, 1 (9%) out of 11 MLAs in AIFB and 1 (20%) out of 5 MLAs from RSP have declared assets worth more than Rs. 1 crore.

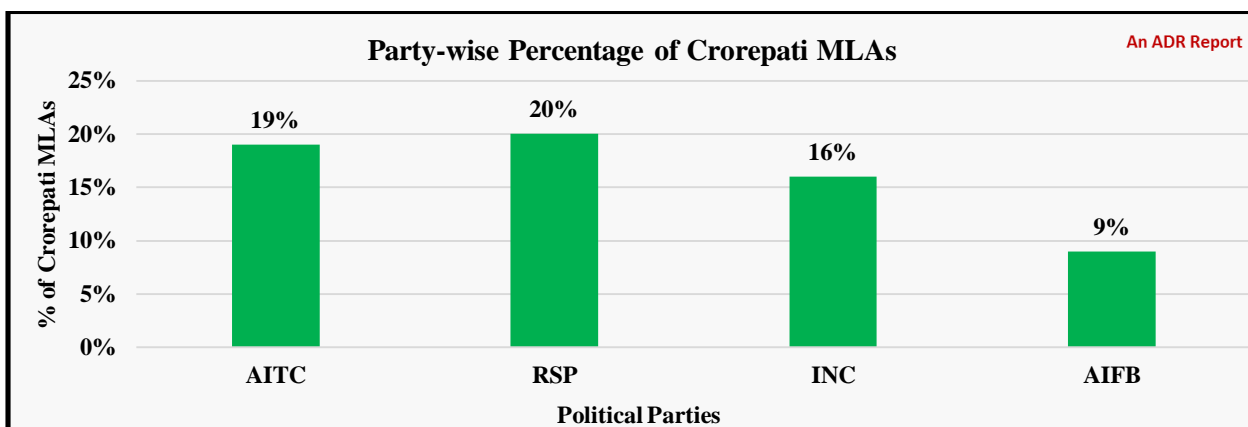


Figure 2: Party-wise Percentage of Crorepati MLAs

| Party | Number of MLAs Analyzed | Crorepatis | Percentage of Crorepati MLAs |
|--------------|-------------------------|------------|------------------------------|
| AITC | 190 | 37 | 19% |
| INC | 38 | 6 | 16% |
| AIFB | 11 | 1 | 9% |
| RSP | 5 | 1 | 20% |
| DSP(PC) | 1 | 1 | 100% |
| OTHER | 48 | 0 | 0% |
| Total | 294 | 46 | 16% |

Table 3: Party-wise Percentage of Crorepati MLAs

- **Average Assets:** The average assets per MLA for West Bengal 2011 assembly elections are **Rs. 90.53 lakhs**.
- **Party-wise Average Assets:** Among major parties, the average assets per MLA for **190 AITC** MLAs analysed is **Rs 83.38 lakhs**, **38 INC** MLAs have average assets of **Rs.2.42 crores**, **11 AIFB** MLAs have average assets worth of **Rs.39.88 lakhs** and **5 RSP** MLAs have average assets of **Rs. 37.04 lakhs**.

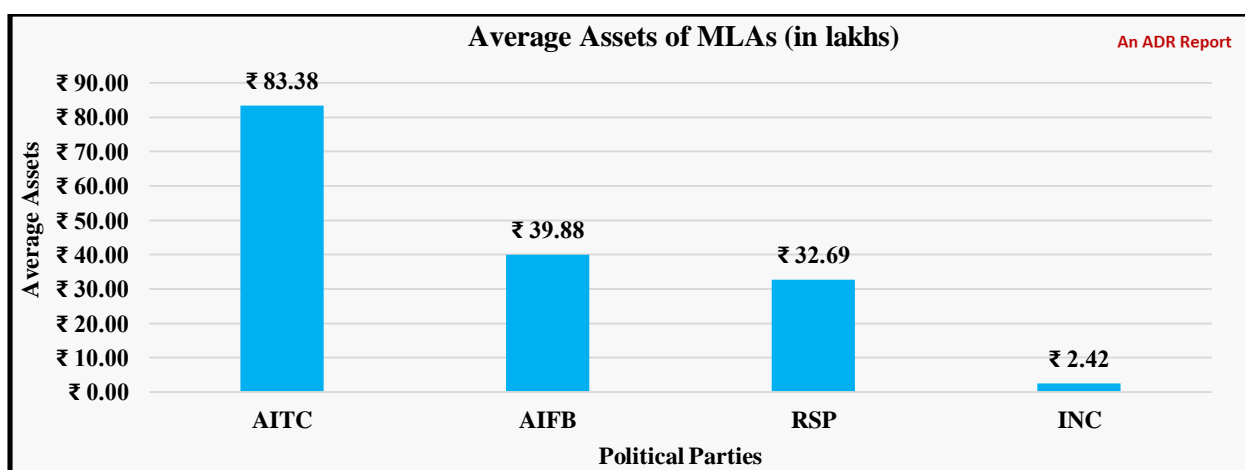


Figure 3: Average Assets of MLAs

- **MLAs with High Liabilities:** 1 MLA, Swapan Kanti Ghosh of AITC from Suri Constituency had declared liabilities of Rs. 1 crore and above. The 3 MLAs with the highest liabilities are as follows;

| S.No. | Name | District | Constituency | Party Name | Total Assets(Rs) | Liabilities (Rs) | PAN Given |
|-------|--------------------|-----------|---------------------------|------------|---------------------------|-------------------------|-----------|
| 1 | Swapn Kanti Ghosh | Birbhum | Suri | AITC | 12,01,43,670 12 Crore+ | 1,18,60,714 1 Crore+ | Y |
| 2 | Samir Kumar Poddar | Nadia | Ranaghat Uttar Purba (Sc) | AITC | 1,14,99,060 1 Crore+ | 73,81,678 73 Lakhs+ | Y |
| 3 | Md. Sohrab Ali | Bardhaman | Raniganj | AITC | 3,05,63,899 3 Crore+ | 55,47,500 55 Lakhs+ | Y |

Table 4: MLAs with High Liabilities

- **Crorepati MLAs with no PAN:** 1 MLA, Rabiul Alam Chowdhury of INC from Rejinagar constituency (Bye Election on 23-2-2013) with total assets worth more than Rs. 1 crore (Rs. 72.22 crore) has not declared PAN details. There are 52 MLAs in total who had not declared their PAN details.
- **MLAs with High Income as declared in ITR*:** 7 MLAs have declared total annual income of more than Rs. 30 lakhs. The top three MLAs with highest declared annual income are given below:

| S.No. | Name | Party | Constituency | Total Assets | The financial year for which the last income tax return has been filed by winner | Total income shown by winner in ITR (Self+Spouse+Dependent) | Self income shown by winner in ITR |
|-------|--------------------|-------|--------------|---------------------------|--|---|------------------------------------|
| 1 | Swapan Kanti Ghosh | AITC | Suri | 12,01,43,670 12 Crore+ | 2010-2011 | 57,85,753 57 Lacs+ | 33,20,600 33 Lacs+ |
| 2 | Amit Kumar Mitra | AITC | Khardaha | 7,08,76,316 7 Crore+ | 2009-2010 | 48,40,414 48 Lacs+ | 41,65,451 41 Lacs+ |
| 3 | Manish Gupta | AITC | Jadavpur | 3,94,73,048 3 Crore+ | 2009-2010 | 40,68,256 40 Lacs+ | 37,84,388 37 Lacs+ |

Table 5: MLAs with High Income as declared in ITR

*Total income includes income of self, spouse and dependents

- **MLAs who have not declared Income Tax Details*:** 101 (34%) MLAs out of 294 analyzed have not declared their self income tax details. * Some MLAs may be exempted from filing Income Tax Returns
- **MLAs with High Assets who have not declared Income Tax Details:** 3 MLAs with assets worth more than Rs. 1 crore, have not declared Income Tax Details. These are;

| S.No. | Name | District | Constituency | Party | Total Income | Total Assets (Rs) | PAN Given |
|-------|-----------------------|-------------------|---------------------------------------|-------|--------------|---------------------------|-----------|
| 1 | Rabiul Alam Chowdhury | Murshidabad | Rejinagar : Bye Election On 23-2-2013 | INC | 0 | 72,22,34,845 72 Crore+ | Y |
| 1 | Jiban Mukhopadhyay | South 24 Parganas | Sonarpur Dakshin | AITC | 2109937 | 1,82,59,870 1 Crore+ | Y |
| 2 | Abdur Rahim Boxi | Malda | Malatipur | RSP | 0 | 1,01,17,752 1 Crore+ | Y |

Table 6: MLAs with High Assets who have not declared Income Tax Details

Other Background Details

- **Education Details of MLAs:** 102 (35%) MLAs have declared that they have an education qualification of 12th pass or below while 191 (65%) MLAs have declared having an educational qualification of graduate or above.

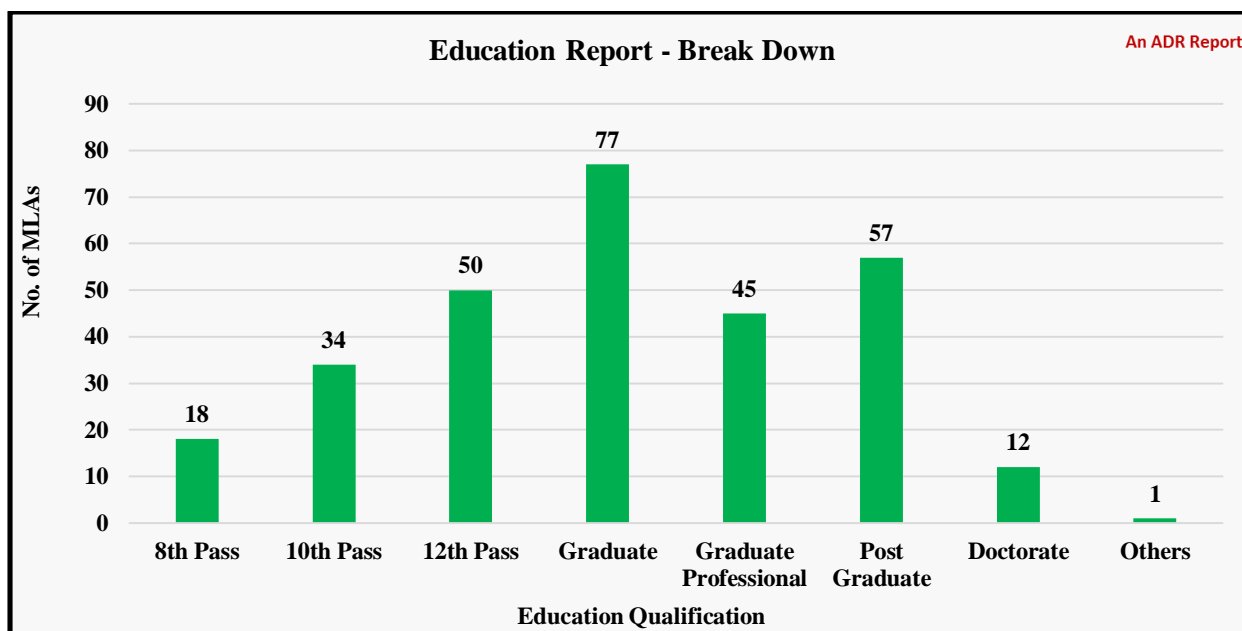


Figure 4: Education Report - Break Down

Data in this Kit is presented in good faith, with an intention to inform voters. MLAs' affidavits obtained from the ECI website (www.eci.nic.in) with nomination papers is the source of this analysis. Website:-www.adrindia.org, www.myneta.info

| Education Group | Number of MLAs analysed |
|-----------------------|-------------------------|
| 8th Pass | 18 |
| 10th Pass | 34 |
| 12th Pass | 50 |
| Graduate | 77 |
| Graduate Professional | 45 |
| Post Graduate | 57 |
| Doctorate | 12 |
| Others | 1 |
| Total | 294 |

Table 7: Education Report - Break Down

- **Age Details of MLAs:** 102 (35%) MLAs have declared their age to be between 25 to 50 years while 191 (65%) MLAs have declared their age to be between 51 to 80 years and 1 MLA has declared his age to be more than 81 years.

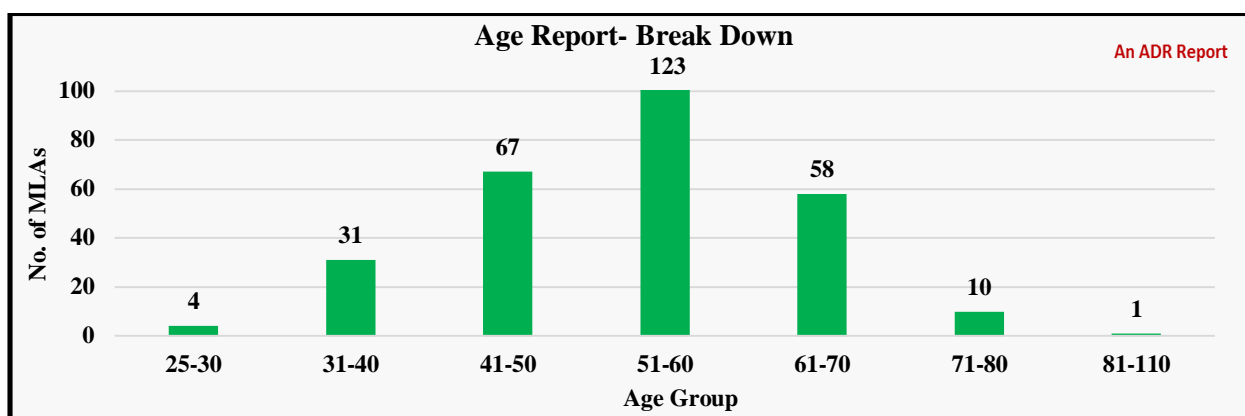


Figure 5: Age Report- Break Down

| Age Group | Number of MLAs Analyzed |
|--------------|-------------------------|
| 25-30 | 4 |
| 31-40 | 31 |
| 41-50 | 67 |
| 51-60 | 123 |
| 61-70 | 58 |
| 71-80 | 10 |
| 81-110 | 1 |
| Total | 294 |

Table 8: Age Report- Break Down

- **Gender Details of MLAs:** Out of 294 MLA analyzed, 37 (13%) MLAs are women while 257 (87%) MLAs are men.

Analysis of Criminal, Financial and Other Background details of MPs

West Bengal Election Watch and Association for Democratic Reforms (ADR) analysed the self-sworn affidavits of all 42 sitting MPs in the 16th Lok Sabha.

Criminal Background

- **MPs with Criminal Cases:** 8 (19%) out of 42 MPs declared criminal cases against themselves. 7 (21%) out of 34 AITC MPs and 1 (25%) out of 4 INC MPs have declared criminal cases against themselves.
- **MPs with Serious Criminal Cases:** 5 (12%) MPs declared serious criminal cases including cases related to **murder, attempt to murder, kidnapping, theft** etc. 4 (12%) out of 34 AITC MPs and 1 (25%) out of 4 INC MPs have declared criminal cases against themselves.

Criteria for serious criminal cases

9. Offence for which maximum punishment is of 5 years or more.
10. If an offence is non-bailable
11. If it is an electoral offence (for eg. IPC 171E or bribery)
12. Offence related to loss to exchequer
13. Offences that are assault, murder, kidnap, rape related
14. Offences that are mentioned in Representation of the People Act (Section 8)
15. Offences under Prevention of Corruption Act
16. Crimes against women.

Financial Background

- **Crorepati MPs:** 27 (64%) out of 42 MPs are crorepatis. 22 (65%) out of 34 AITC MPs, both BJP MPs and 3 (75%) out of 4 INC MPs have declared total assets worth more than Rs. 1 crore.
- **High Asset MPs:** Out of the 42 MPs, 2 MPs have total assets worth more than Rs. 10 crores and 8 MPs have total assets worth more than Rs. 5 crores. The details of these 8 MLAs are given as follows:

| S.No. | Name | Constituency | Party Name | Movable Assets (Rs) | Immovable Assets (Rs) | Total Assets (Rs) | PAN Given |
|-------|-------------------------------------|--------------------|------------|---------------------|-----------------------|---------------------------|-----------|
| 1 | Deepak Adhikari (Dev) | Ghatal | AITC | 5,24,47,159 | 10,00,00,000 | 15,24,47,159 15 Crore+ | Y |
| 2 | Mamtaz Sanghamita | Bardhaman-Durgapur | AITC | 2,56,80,000 | 8,20,00,000 | 10,76,80,000 10 Crore+ | Y |
| 3 | Kalyan Banerjee | Sreerampur | AITC | 6,82,12,676 | 2,03,00,000 | 8,85,12,676 8 Crore+ | Y |
| 4 | Adhir Ranjan Chowdhury | Baharampur | INC | 3,57,65,854 | 4,57,00,000 | 8,14,65,854 8 Crore+ | Y |
| 5 | Babul Supriya Boral (Babul Supriyo) | Asansol | BJP | 2,02,89,537 | 5,50,00,000 | 7,52,89,537 7 Crore+ | Y |
| 6 | Abhijit Mukherjee | Jangipur | INC | 2,83,80,443 | 3,46,34,059 | 6,30,14,502 6 Crore+ | Y |
| 7 | Satabdi Roy(Banerjee) | Birbhum | AITC | 2,54,72,174 | 2,95,00,000 | 5,49,72,174 5 Crore+ | Y |
| 8 | Dinesh Trivedi | Barrackpur | AITC | 1,77,67,340 | 3,58,15,000 | 5,35,82,340 5 Crore+ | Y |

Table 9: High Asset MPs

- **Average Assets:** The average assets per MP for West Bengal are **Rs. 2.70 crores**. The average assets of 34 AITC MPs are Rs. 2.53 crores, 4 INC MPs are Rs. 4.14 crores, 2 BJP MPs are Rs. 4.93 crores and 2 CPI(M) MPs are Rs. 53.13 lakhs
- **MPs with High Liabilities:** 5 MPs declared liabilities of Rs. 1 crore and above. These MPs are as follows;

| S.No. | Name | Constituency | Party Name | Total Assets(Rs) | Liabilities (Rs) | PAN Given |
|-------|-------------------------------------|--------------|------------|---------------------------|-------------------------|-----------|
| 1 | Deepak Adhikari (Dev) | Ghatal | AITC | 15,24,47,159 15 Crore+ | 1,74,93,227 1 Crore+ | Y |
| 2 | Dinesh Trivedi | Barrackpur | AITC | 5,35,82,340 5 Crore+ | 1,56,61,349 1 Crore+ | Y |
| 3 | Abhijit Mukherjee | Jangipur | INC | 6,30,14,502 6 Crore+ | 1,51,60,000 1 Crore+ | Y |
| 4 | Babul Supriya Boral (Babul Supriyo) | Asansol | BJP | 7,52,89,537 7 Crore+ | 1,47,48,456 1 Crore+ | Y |
| 5 | Sultan Ahmed | Uluberia | AITC | 2,27,92,936 2 Crore+ | 1,08,78,739 1 Crore+ | Y |

Table 10: MPs with High Liabilities

- **MPs with High Income as declared in ITR*:** 3 MPs have declared total annual income of more than Rs. 1 crores. These three MLAs with highest declared annual income are given below:

| S.No. | Name | Party | Constituency | Total Assets | The financial year for which the last income tax return has been filed by winner | Total income shown by winner in ITR (Self+Spouse+Dependent) | Self income shown by winner in ITR |
|-------|-----------------------|-------|--------------|---------------------------|--|---|------------------------------------|
| 1 | Deepak Adhikari (Dev) | AITC | Ghatal | 15,24,47,159 15 Crore+ | 2013-2014 | 3,23,03,537 3 Crore+ | 3,23,03,537 3 Crore+ |
| 2 | Kalyan Banerjee | AITC | SREERAMPUR | 8,85,12,676 7 Crore+ | 2013-2014 | 1,95,82,640 1 Crore+ | 1,95,82,640 1 Crore+ |
| 3 | Sugata Bose | AITC | Jadavpur | 4,63,15,770 4 Crore+ | 2012-2013 | 1,02,92,820 1 Crore+ | 1,02,92,820 1 Crore+ |

Table 11: MPs with High Income as declared in ITR

*Total income includes income of self, spouse and dependents

- **MP who has not declared Income Tax Details*:** 1 MP, Uma Saren of AITC from **Jhargram constituency** with **total assets** worth **Rs. 4.99 lakhs** has not declared her self income tax details. * Some MPs may be exempted from filing Income Tax Returns

Other Background Details

- **Education Details of MLAs:** 6 (14%) MPs have declared that they have an education qualification of 12th pass or below while 36 (86%) MPs have declared having an educational qualification of **graduate or above**.

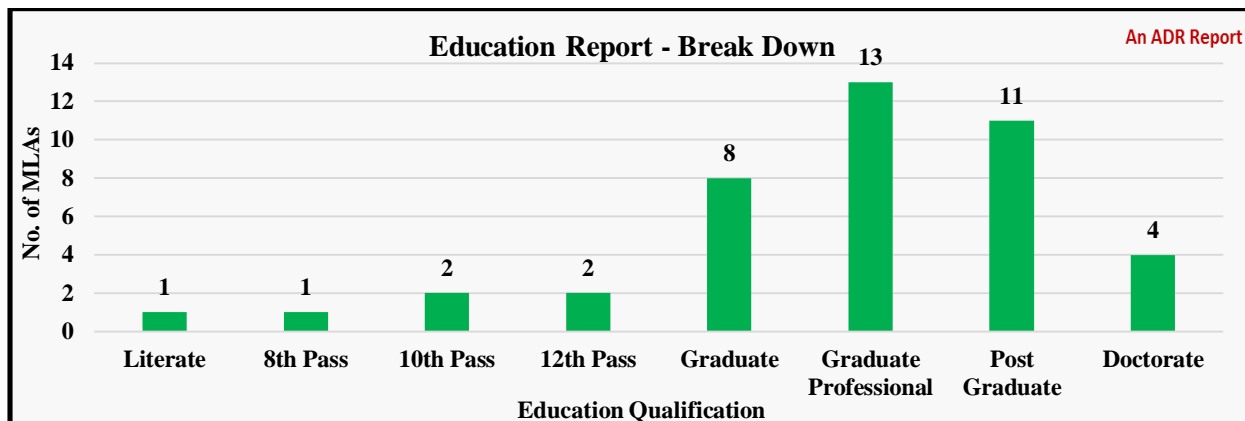


Figure 6: Education Report - Break Down

| Education Group | Number of MPs analysed |
|-----------------------|------------------------|
| Literate | 1 |
| 8th Pass | 1 |
| 10th Pass | 2 |
| 12th Pass | 2 |
| Graduate | 8 |
| Graduate Professional | 13 |
| Post Graduate | 11 |
| Doctorate | 4 |
| Total | 42 |

Table 12: Education Report - Break Down

- **Age Details of MLAs:** 20 (48%) MPs have declared their age to be between 25 to 50 years while 24 (57%) MLAs have declared their age to be between 51 to 70 years and 3 have declared their age to be more than 71 years.

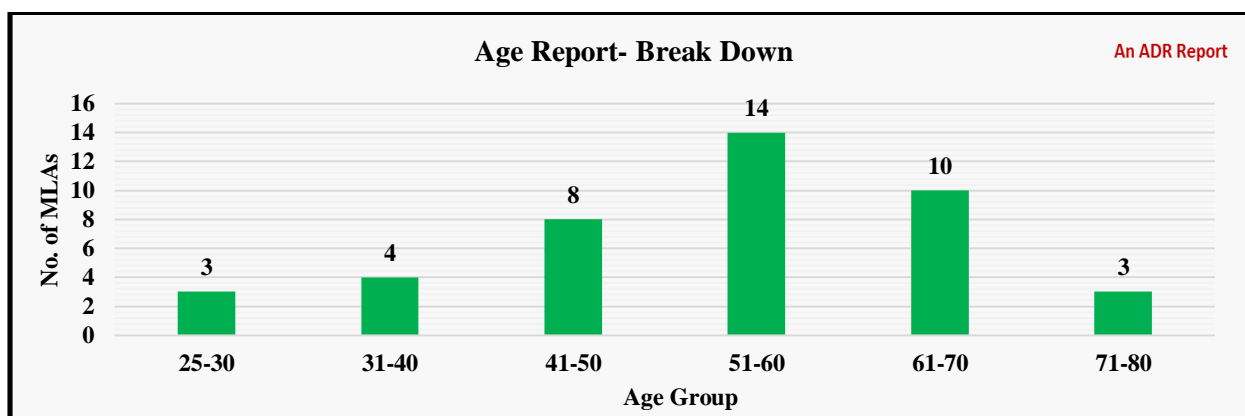


Figure 7: Age Report- Break Down

| Age Group | Number of MLAs Analyzed |
|--------------|-------------------------|
| 25-30 | 3 |
| 31-40 | 4 |
| 41-50 | 8 |
| 51-60 | 14 |
| 61-70 | 10 |
| 71-80 | 3 |
| Total | 42 |

Table 13: Age Report- Break Down

- **Gender Details of MPs:** Out of 42 MPs, **13 (31%)** MPs are women while **29 (69%)** MPs are men.

Contact Details

West Bengal Election Watch

| | |
|---|---|
| Biplab Halim +91-033 2483-6491 +91-033 2472-5571 +91-98311-24736 bipimse@cal.vsnl.net.in , bipimse@hotmail.com | Dr. Ujjaini Halim +91-98302-99326 ujjainihalim@hotmail.com |
|---|---|

National Election Watch/Association for Democratic Reforms

| | | | |
|--|---|--|---|
| Media and Journalist Helpline +91 80103 94248 Email: adr@adrindia.org | Maj.Gen. Anil Verma (Retd.) Head National Election Watch, Association for Democratic Reforms 011 4165 4200, +91 88264 79910 adr@adrindia.org , anilverma@adrindia.org | Prof Jagdeep Chhokar IIM Ahmedabad (Retd.) Founder Member, National Election Watch, Association for Democratic Reforms +91 99996 20944 jchhokar@gmail.com | Prof Trilochan Sastry IIM Bangalore Founder Member, National Election Watch, Association for Democratic Reforms +91 94483 53285 trilochans@iimb.ernet.in |
|--|---|--|---|

DISCLAIMER

All information about MPs and MLAs, in this report has been taken from the affidavits filed by them with their nomination papers and submitted to the Election Commission (EC). **ADR does not add or subtract any information, unless the EC changes the data. In particular, no unverified information from any other source is used.** Copies of affidavits were obtained from the ECI's website (<http://affidavitarchive.nic.in/DynamicAffidavitDisplay/FrmElectionAffidavit.aspx>). While all efforts have been made to ensure that the information is in keeping with what is mentioned in the affidavits, in case of discrepancy between information in this report and that given in the affidavits, the information reported in the affidavits filed by MLAs should be treated as correct. Association for Democratic Reforms, West Bengal Election Watch and their volunteers are not responsible or liable for any damage arising directly or indirectly from the publication of this report.