

Rajasthan

Lok Sabha 2009 Elections

CONTENTS

Executive summary for candidates & MPs.....	777
Voting and winning trend.....	779
Analysis based on pending criminal cases.....	782
Pending criminal cases- analysis for candidates.....	782
Party wise break up for candidates with pending criminal cases	782
Party wise comparison of pending criminal case on candidates : LS 2004 vs LS 2009.....	783
Details of candidates based on pending criminal cases	784
Pending criminal cases- analysis for MPs	785
Party wise break up for MPs with pending criminal cases.....	785
Party wise comparison of pending criminal case on MPs : LS 2004 vs LS 2009.....	786
Analysis based on assets.....	787
Analysis based on assets – for candidates	787
Average Assets for Candidates	788
Top 20 crorepati candidates.....	789
Analysis based on assets- for MPs.....	790
Chances of winning based on assets.....	791
Crorepati MPs- party wise break up	791
Average assets per MP for major parties	792
Asset comparison for candidates and MPs.....	792
Asset position in constituency among candidates and chances of winning.....	793
Details of crorepati MPs	794
Female representation in Lok Sabha 2009 elections	795
Full Asset and pending criminal cases details.....	796
Assets of all MPs from Rajasthan in Lok Sabha 2009.....	796
Full details of pending criminal cases on MPs from Rajasthan.....	798

Rajasthan Election Watch*

Lok Sabha elections 2009

Rajasthan has 25 Lok Sabha constituencies and elections in these constituencies were held on May 7, 2009. This chapter is an analysis of the criminal and financial background of candidates and the MPs who contested Lok Sabha elections from Rajasthan. The analysis is based on the self declared affidavits filed by candidates along with nomination papers.

Growth of political parties

In Lok Sabha 2004, 22 parties contested elections which rose to 28 in Lok Sabha 2009 elections. This reflects a rise of 27 % in the number of parties from 2004 to 2009.

Growth in number of candidates

A total of 185 candidates contested in Lok Sabha 2004 from Rajasthan. This number increased to 346 candidates in Lok Sabha 2009 elections. This shows a rise of 87% in the number of contesting candidates from Lok Sabha 2004 to Lok Sabha 2009.

Executive summary for candidates and MPs

Summary for candidates

- Affidavits of all 346 candidates contested in Lok Sabha 2009 elections were analyzed by Rajasthan Election Watch (REW).
- Out of these 346 candidates, 36 candidates or 10.40% declared pending criminal cases against them. Out of 25 candidates of BJP which contested in 2009 Lok Sabha elections 2 had pending criminal cases. Similarly for INC out of 25 candidates 2 candidates had pending criminal cases.
- Out of 36 candidates with pending criminal cases, 16 had pending serious criminal cases like murder, attempt to murder, kidnapping, robbery, extortion, theft etc.
- Both BJP and INC had fewer candidates with pending criminal cases contesting in 2009 in comparison to 2004. In 2004 BJP had 4 out of 25 candidates contesting elections with pending criminal cases which reduced 2 out of 25 in 2009. In the case of INC it was 3 out of 25 in 2004 and 2 out of 25 in 2009.

*This chapter would not have been possible without the efforts of several volunteers, groups and organizations from the state. ADR and NEW especially acknowledge with gratitude the efforts of Sh. Nikhil Dey (Coordinator, Rajasthan Election Watch & MKSS), Smt. Aruna Roy (MKSS), Sh. Shanker Singh (MKSS), Sh. Kamal Tank (Lok Manch), Dr. Renuka Pamecha (Social Activist), Ms. Mamta Jaitely (Social Activist), Justice Dinkar Mehta (Ex Judge Rajasthan High Court), Justice Vinodshanker Davey (Ex Judge Rajasthan High Court), Sh. Anil Bordia (Ex IAS officer & Educationist), Sh. Radhakant Saxena (EX IG – Jail, Rajasthan), Sh. Vijayshanker Vyas (Vikas Adhyan), Sh. Suresh Kr. Bali (Social Activist), Dr. Medhatithi Joshi (Social Activist), Dr. Rashmi Chaturvedi (Social Activist), Sh. Lakshman Singh (Lok Manch), Sh. Ramrai Acharaya (Lok Manch), Dr. Bhagwati Rao (Social Activist), Sh. Vijay Goyal (Social Activist), Ms Nisha (Vividha), Ms Samta (Vividha), Ms Asmita (Student), Ms Atrika (Student), Sh. Satish (Jeewan Asha), Sh. Anil (BARK), Sh. Sudershan (Vividha), Sh. Ashok (Vishakha).

This volume is dedicated to all who were part of the Election Watch.

- There were 53 IPC charges of heinous nature on the candidates which included attempt to murder, forgery, theft, kidnapping, extortion, etc.
- There were 3 constituencies in Rajasthan where 3 or more contesting candidates had pending criminal cases. Pali constituency had 4 contesting candidates with pending criminal cases whereas Kota and Jalawar-Baran had 3 candidates each with pending criminal cases.
- A total of 56 candidates out of 346 i.e. 16.18% were crorepatis.
- A total of 7 candidates from Rajasthan had declared their assets less than 10,000 with one candidate declaring zero assets.
- A total of 49 candidates from Rajasthan declared liabilities above 5 lakhs in which 4 candidates had liabilities of more than one crore.
- The average asset per candidate for INC was Rs. 3.44 crores and for BJP it was 2.21 crores.
- Approx 53% candidates (185 of 346) had not furnished PAN card details.
- Numbers of women candidates were just 31 (9%) as compared to 315 of men (91%).
- A total of 41% candidates (142 of 346) were graduates & above.
- INC which won 80% of the seats managed to get only 47% of the polled votes, BJP with 16% seats get 37% of the polled votes.

Summary for MPs

- Out of 25 MPs in Lok Sabha 2009 from Rajasthan 2 MPs have pending criminal cases against them. In Lok Sabha 2004, 3 MPs had pending criminal cases against them.
- None of the MPs from Rajasthan in the present Lok Sabha have any pending serious criminal case against him. In 2004 Lok Sabha, 1 MP had serious pending criminal case against him.
- The number of crorepati MPs have increased from 6 in Lok Sabha 2004 to 14 in 2009 Lok Sabha.
- The average asset per MP for INC was Rs. 3.59 crores and for BJP it was Rs 2.63 crores.
- Average asset for a MP from Rajasthan was Rs 3.33 crores.
- Out of 31 women candidates, only 3 managed to win. Hence only 12% of MPs from Rajasthan in current Lok Sabha are women.

Voting and winning trend

The % of votes polled by major parties

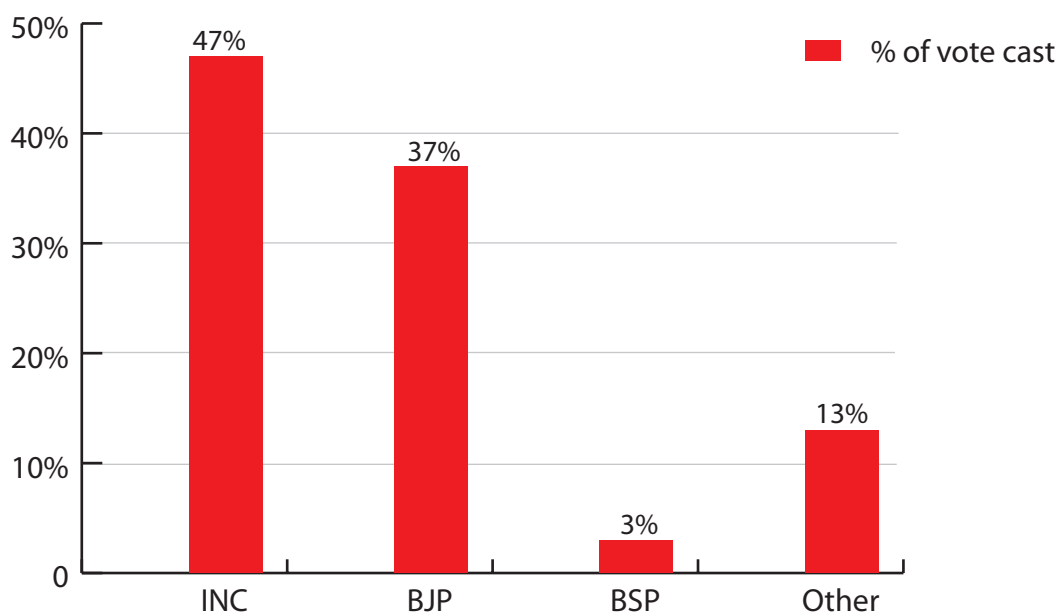
In Rajasthan, INC won 20 out of 25 seats i.e. 80% of the seats in Lok Sabha 2009 elections but managed to get only 47% of the votes cast, whereas BJP won 4 seats & get 37% cast votes. Details are given in the table below. The total electorate in Rajasthan was 37,060,003 and the total votes cast were 17,931,523.

Further break-up is given in the table:

Table: % of votes polled

Party	Total votes cast for the party	% of votes cast	% of total registered voters
Indian National Congress (INC)	84,61,157	47%	23%
Bharatiya Janata Party (BJP)	65,57,727	37%	18%
Bahujan Samaj Party (BSP)	6,04,355	3%	2%
Others	23,08,284	13%	6%

Figure: Per cent of votes cast in Rajasthan- Party wise



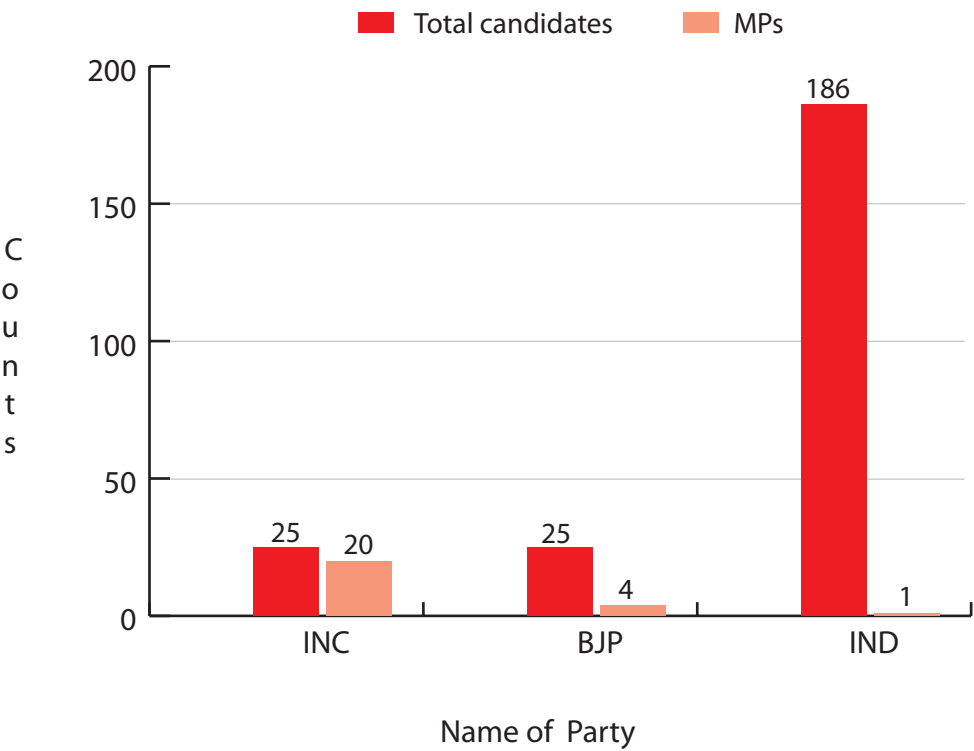
Candidates vs MPs

Rajasthan has 25 parliamentary constituencies. Maximum numbers of MPs (20) are from INC followed by 4 of BJP and 1 Independent.

Table: Candidates & MPs – Rajasthan

Party	Total candidates	MPs
INC	25	20
BJP	25	4
IND	186	1

Figure: Candidates vs MPs- Party wise



Analysis based on pending criminal cases

Pending criminal cases- analysis for candidates

Total 346 affidavits were analysed by REW for Lok Sabha 2009 elections. Out of these 346 candidates, 36 candidates or 10.40% declared pending criminal cases against them. Out of these 36 candidates with pending criminal cases, 16 had pending serious criminal cases like murder, attempt to murder, kidnapping, robbery, extortion etc.

Party wise break up for candidates with pending criminal cases

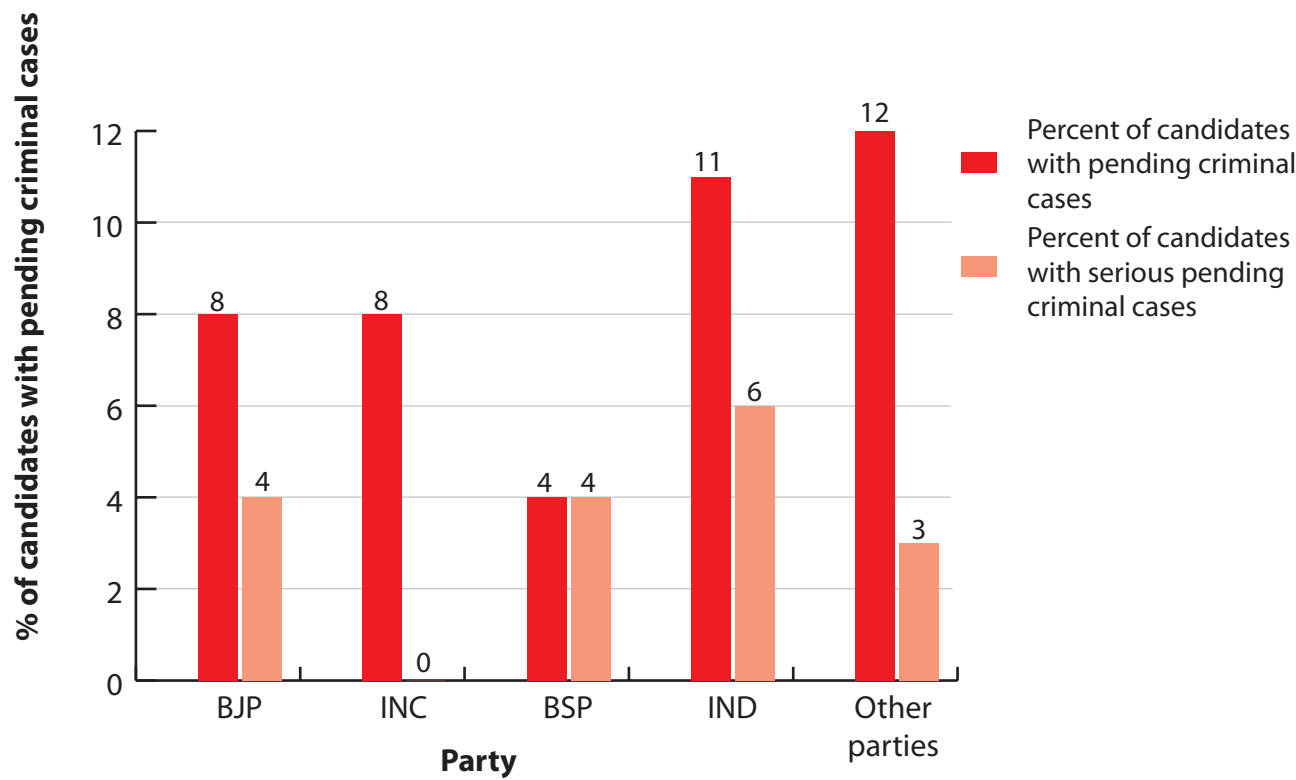
Total 36 candidates contesting elections from Rajasthan had pending criminal cases against them. Out of 25 candidates of BJP which contested in 2009 Lok Sabha elections 2 had pending criminal cases. Similarly for INC out of 25 candidates 2 candidates had pending criminal cases. Maximum candidates with pending criminal cases in Rajasthan fought elections independently, as out of 36 candidates with pending criminal cases, 21 were independents.

Out of these 36 candidates with pending criminal cases, 16 had pending serious criminal cases against them. These serious cases include murder and related charges, kidnapping, extortion, dacoity, theft, robbery etc. The break up is given in the table below.

Table: Candidates with pending criminal cases and serious pending criminal cases- party wise break up

Party	Total candidates analysed	Candidates with pending criminal cases	Percent of candidates with pending criminal cases	Number of candidates with pending serious criminal cases	Percent of candidates with pending serious criminal cases
BJP	25	2	8%	1	4%
INC	25	2	8%	0	0%
BSP	24	1	4%	1	4%
IND	186	21	11%	11	6%
Other parties	86	10	12%	3	3%
Total	346	36	10%	16	5%

Figure: Comparison of pending criminal cases and serious pending criminal cases for candidates of main parties from Rajasthan



Party wise comparison of pending criminal cases on MPs in Lok Sabha 2004 & Lok Sabha 2009

A comparison between Lok Sabha 2009 & Lok Sabha 2004 elections of candidates from three major parties and with pending criminal cases shows an interesting trend. For all major parties, the percentage of candidates with pending criminal cases has substantially increased in Lok Sabha 2009 as compared to Lok Sabha 2004.

Table: comparison Lok Sabha 2004 vs Lok Sabha 2009

Party	Lok Sabha 2004			Lok Sabha 2009		
	Number of candidates analyzed	Candidates with pending criminal cases	% of candidates with pending criminal cases	Number of candidates analyzed	Candidates with pending criminal cases	% of candidates with pending criminal cases
INC	25	3	12%	25	2	8%
BJP	25	4	16%	25	2	8%
BSP	20	1	5%	24	1	4%

Details for candidates based on pending criminal cases

The table below lists 16 candidates with serious pending criminal cases. Ranveer Singh Gudha of LJP had 14 serious IPC counts on him, which included murder, attempt to murder, kidnapping cases. Pawan Dugal of CPM had 9 serious IPC counts like attempt to murder, theft, dacoity etc. All these candidates were rejected by the voters. The detailed list is given below.

Name	Constituency	Party	Age	Seri-ous IPC Counts	Total Cases	Details of Serious IPC Counts	Won/ Lost
RANVEER SINGH GUDHA	Jhunjhunu	LJP	36	14	17	4 charges related to murder, 3 charges of kidnapping, 3 charges related to theft	Lost
PAWAN DUGAL	Bikaner	CPM	33	9	12	5 charges related to murder, 1 charge each of theft & dacoity	Lost
VINOD KUMAR PITTI	Nagaur	IND	53	5	30	2 charges of cheating	Lost
SHEOPAT RAM	Ganganagar	CPM	32	4	9	2 charges related to murder, 1 charge of theft	Lost
MEETHA LAL JAIN	Tonk-Sawai Madhopur	IND	70	4	2	2 charges of cheating	Lost
MAHESH KUMAR	Sikar	IND	29	3	4	1 charge of theft	Lost
PREM SAINI	Jaipur	IND	44	3	3	1 charge of cheating	Lost
HAKARU	Banswara	BJP	37	2	3	1 charge of theft	Lost
OM PRAKASH	Bhilwara	IND	31	2	3	1 charge related to kidnapping, 1 charge of theft	Lost
RATAN LAL DHOBI	Bhilwara	IND	38	1	1	1 charge of theft	Lost
BHARAT SINGH	Sikar	BSP	34	1	1	1 charge of voluntarily causing grievous hurt	Lost
SUKHBIR SINGH JAUNAPURIA	Jaipur Rural	IND	51	1	1	1 charge related to murder	Lost
SHANTI LAL DHABARIA	Ajmer	IND	49	1	1	1 charge of voluntarily causing hurt by dangerous means or weapons	Lost
KANHIYA LAL	Pali	IND	44	1	1	1 charge of voluntarily causing hurt by dangerous means or weapons	Lost
FAZAR MOHAM-MAD	JhalawarBaran	IND	69	1	1	1 charge of cheating and dishonesty	Lost
SULEMAN	JhalawarBaran	IND	41	1	1	1 charge of voluntarily causing hurt by dangerous means or weapons	Lost

Pending criminal cases- analysis for MPs

Out of 25 MPs from Rajasthan in Lok Sabha 2009, 2 MPs have pending criminal cases against them. There are no pending serious criminal cases against any MP. Contrasting this with 2004 Lok Sabha, 1 MP had serious pending criminal case.

Given below is a comparative analysis for MPs with pending criminal cases elected from Rajasthan. The presence of MPs with pending criminal cases from Rajasthan in Lok Sabha 2009 has decreased by 33%. None of the MPs in current Lok Sabha from Rajasthan have pending serious criminal cases against them.

Table: Comparison Lok sabha 2004 & Lok Sabha 2009 MPs with pending criminal cases

	Lok Sabha 2004	Lok Sabha 2009	Increase	% increase
MPs with pending criminal cases	3	2	-1	-33%
Total Pending criminal cases	6	2	-4	-67%
MPs with pending serious criminal cases	1	0	-1	-100%
Total serious IPCs against MPs	2	0	-2	-100%

Party wise break up for MPs with pending criminal cases

In current Lok Sabha there are only 2 MPs with pending criminal cases. The table below shows comparison between total MPs from major parties and MPs with pending criminal cases.

Table : MPs with pending criminal cases- party wise

Party	Total candidates analysed by NEW	Total MPs	MPs with pending criminal cases	% of MPs with pending criminal cases	MPs with pending serious criminal cases	% of MPs with pending serious criminal cases
INC	25	20	2	8%	0	0%
BJP	25	4	0	0%	0	0%

Party wise comparison of pending criminal cases on MPs in Lok Sabha 2004 & Lok Sabha 2009

Table below gives details of pending criminal cases on MPs from two major parties in Rajasthan.

Table: Party wise comparison MPs with pending criminal cases - Lok Sabha 2004 vs Lok Sabha 2009

	Lok Sabha 2004			Lok Sabha 2009		
Party	Number of MPs	Number of MPs with Pending criminal cases	% of MPs with pending criminal cases	Number of MPs	Number of MPs with Pending criminal cases	% of MPs with pending criminal cases
INC	4	0	0%	20	2	10%
BJP	21	3	14%	4	0	0%

Analysis based on assets

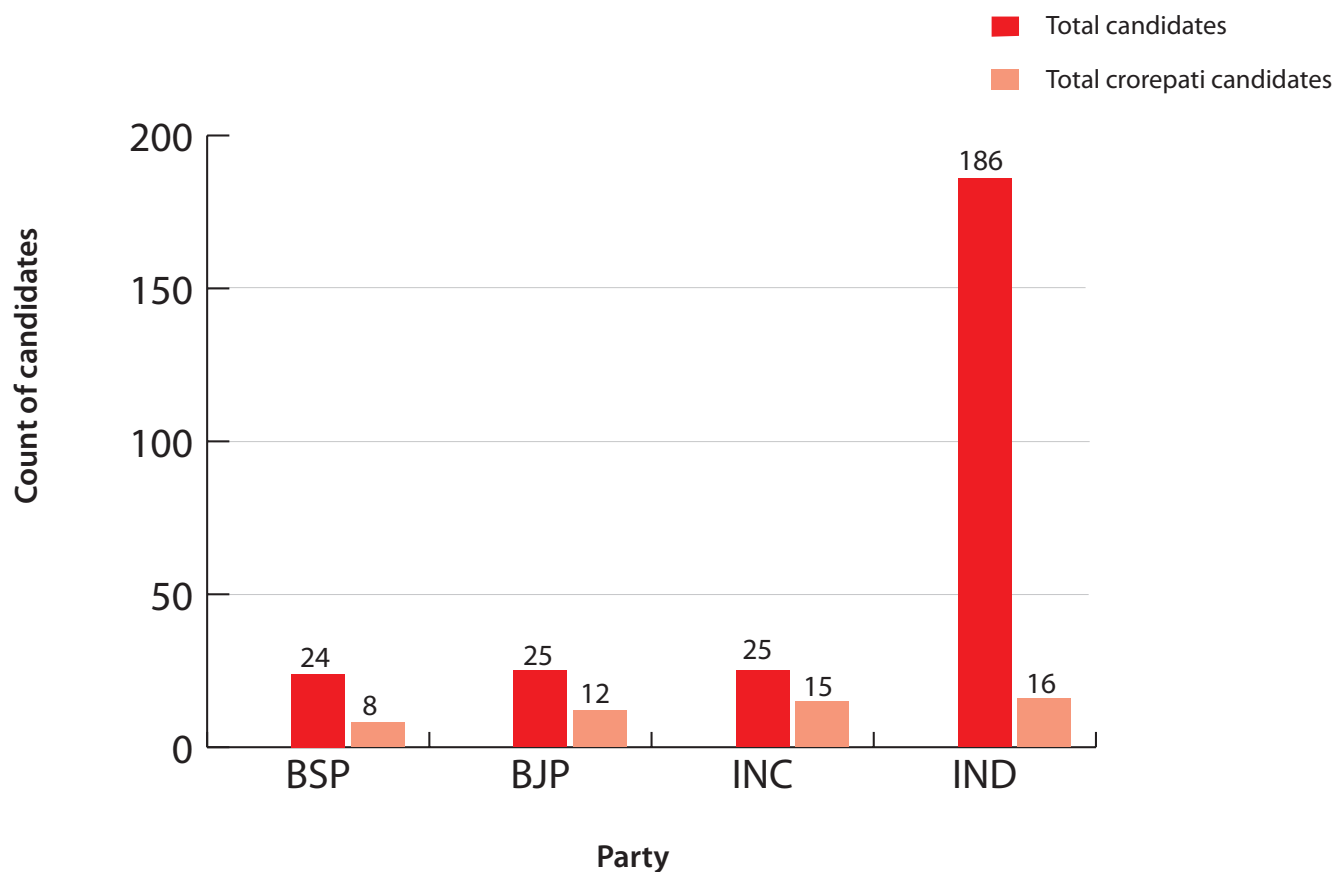
Analysis based on assets – for candidates

In Rajasthan out of 346 candidates who contested in Lok Sabha 2009 elections 56 candidates were crorepatis. A total of 15 out of 25 candidates i.e. 60% candidates of INC were crorepatis whereas in the case of BJP, 12 out of 25 candidates i.e. 48% candidates were crorepatis.

Table: Crorepati candidates- party wise break up

Party	Total Candidates analyzed	Crorepati candidates	Percent
BSP	24	8	33%
BJP	25	12	48%
INC	25	15	60%
IND	186	16	9%
Other parties	86	5	6%
Total	346	56	16%

Figure: Crorepati candidates from major parties



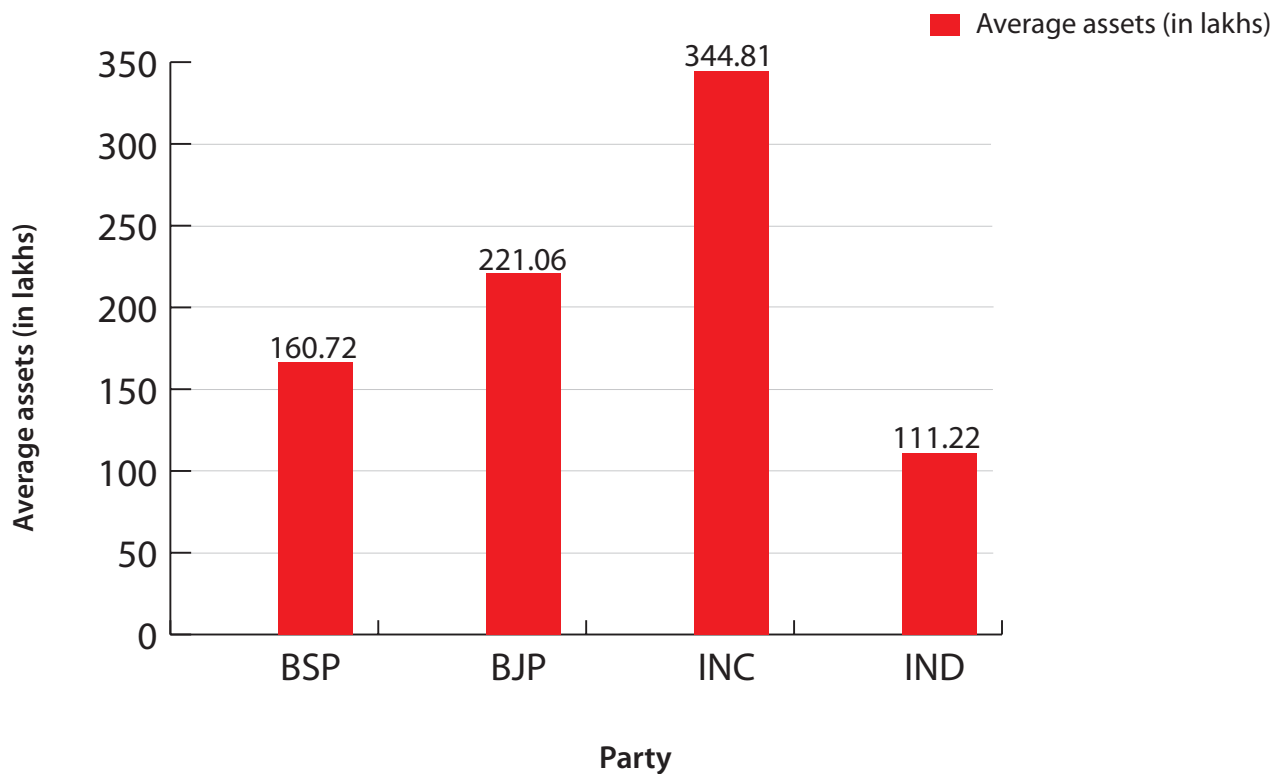
Average assets for Candidates

The average assets for the candidates of INC were more than 3 crores whereas for BJP candidates it was more than two crores. The table below gives the complete details:

Table: Average assets for candidates party wise

Party	Average Assets	Candidates analyzed
BSP	Rs 1,60,72,220 ~ 1 Cror+	24
BJP	Rs 2,21,06,120 ~ 2 Cror+	25
INC	Rs 3,44,81,451 ~ 3 Cror+	25
IND	Rs 1,11,22,639 ~ 1 Cror+	186
Others	Rs 27,96,373 ~ 27 Lac+	86

Figure: Average assets (in lakhs) for candidates of major parties



Top 20 crorepati candidates

Given below is the list of top 20 crorepati candidates who contested Lok Sabha 2009 elections from Rajasthan. Out of these 20 candidates 7 won and rest lost.

S No	Name	Constituency	Party	Movable Assets (Rs)	Immovable Assets (Rs)	Total Assets (Rs)	PAN Given	Won/ Lost
1	DR SATDEVA CHADDA	Jaipur	IND	4,58,86,000	79,85,00,000	84,43,86,000 84 Cror+	Y	Lost
2	MEETHA LAL JAIN	Tonk-Sawai Madhopur	IND	25,31,15,123	76,62,009	26,07,77,132 26 Cror+	Y	Lost
3	VINOD KUMAR PITTI	Nagaur	IND	2,92,63,513	17,05,00,000	19,97,63,513 19 Cror+	Y	Lost
4	RAO RAJENDRA SINGH	Jaipur Rural	BJP	1,20,53,917	17,45,00,000	18,65,53,917 18 Cror+	Y	Lost
5	IJJARAJ SINGH	Kota	INC	91,31,144	17,10,00,000	18,01,31,144 18 Cror+	Y	Won
6	CHANDRESH KUMARI	Jodhpur	INC	23,66,732	13,05,14,335	13,28,81,067 13 Cror+	Y	Won
7	DR GOPAL PRASAD SHARMA	Jhunjhunu	IND	10,73,74,649	6,04,500	10,79,79,149 10 Cror+	N	Lost
8	BHARAT SINGH	Sikar	BSP	8,38,18,325	8,00,000	8,46,18,325 8 Cror+	Y	Lost
9	JAVED	Tonk-Sawai Madhopur	IND	21,38,000	7,53,00,000	7,74,38,000 7 Cror+	Y	Lost
10	JITENDRA SINGH	Alwar	INC	1,33,67,810	5,46,00,000	6,79,67,810 6 Cror+	Y	Won
11	SUKHBIR SINGH JAUNAPURIA	Jaipur Rural	IND	1,85,07,097	4,89,36,490	6,74,43,587 6 Cror+	Y	Lost
12	DUSHYANT SINGH	Jhalawar-Baran	BJP	1,83,24,850	4,57,86,050	6,41,10,900 6 Cror+	Y	Won
13	RAMESH CHANDRA	Jaipur	IND	4,17,33,824	2,22,51,094	6,39,84,918 6 Cror+	Y	Lost
14	KHILADI LAL BAIRWA	Karauli-Dholpur	INC	29,72,340	5,98,30,000	6,28,02,340 6 Cror+	Y	Won
15	BADRI RAM	Pali	INC	3,86,24,314	2,16,19,500	6,02,43,814 6 Cror+	Y	Won
16	MAHENDRA VYAS	Barmer	BSP	32,29,766	5,52,00,000	5,84,29,766 5 Cror+	Y	Lost
17	KHATRI MUSTAQ	Jhunjhunu	BSP	3,06,70,000	2,76,00,000	5,82,70,000 5 Cror+	Y	Lost
18	URMILA BAI	Jhalawar-Baran	INC	99,32,698	4,59,28,585	5,58,61,283 5 Cror+	Y	Lost
19	SACHIN PILOT	Ajmer	INC	55,89,558	4,09,00,000	4,64,89,558 4 Cror+	Y	Won
20	SUKHRAJ	Jalore	IND	39,23,510	4,25,39,000	4,64,62,510 4 Cror+	N	Lost

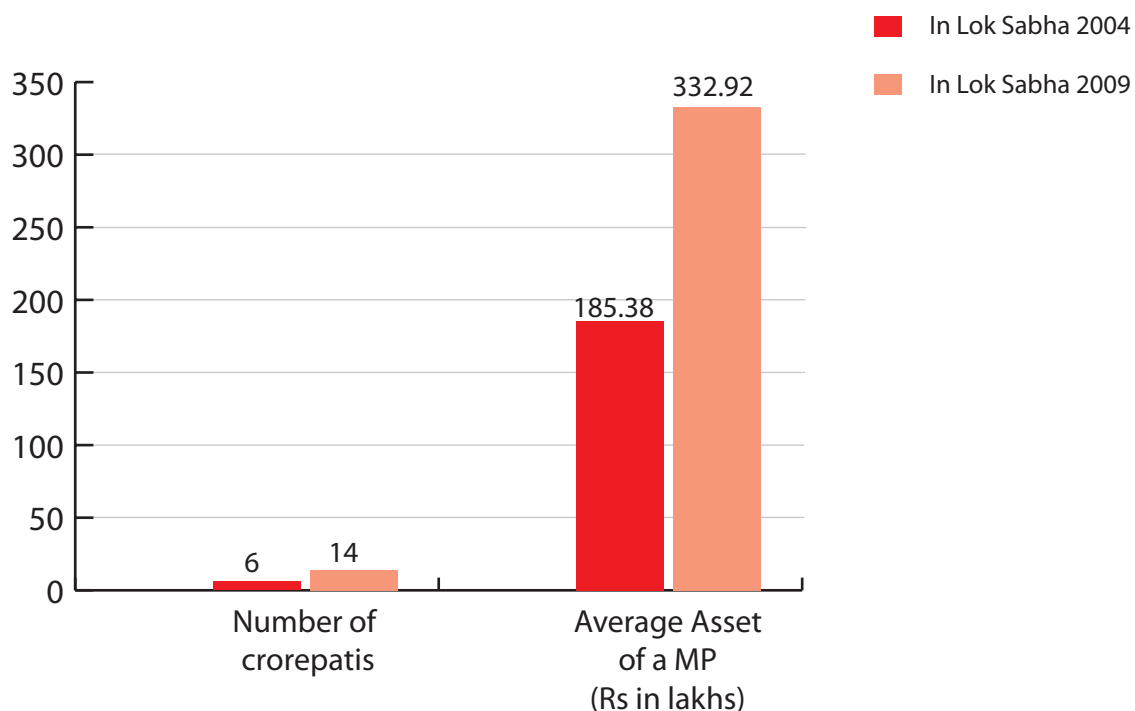
Analysis based on assets- for MPs

There is an increase of 133% in the number of crorepati MPs in Rajasthan from 2004 to 2009. Average assets of MPs in 2009 also show an increasing trend if compared to 2004 there is an increase of 80% in it.

Table: Comparison Lok Sabha 2004 and 2009 based on assets

	In Lok Sabha 2004	In Lok Sabha 2009	Increase	% Increase
Number of crorepatis	6	14	8	133%
Average Asset of a MP (Rs in lakhs)	185.38	332.92	147.54	80%

Figure: Comparison Lok Sabha 2004 and Lok Sabha 2009 based on assets



Chances of winning based on assets

As can be seen from the table, the higher the assets the more are the chances of winning of a candidate. In 2009 Lok Sabha elections, 6 out of 18 candidates who declared their assets above 5 crores won. On the other hand none of the candidates with assets less than 10 lakhs managed to win. The election results seemed to be highly influenced by the money power of the candidates.

Table: Chances of winning based on assets

Value of assets	No of candidates	No of MPs	% of MPs
very high (5 cr and above)	18	6	33%
high (50 lakhs to 5 cr)	82	16	20%
medium (50 lakhs to 10 lakhs)	103	3	3%
low (less than 10 lakhs)	143	0	0%

Crorepati MPs- Party wise break up

More than 50% MPs of both BJP and INC which are major parties in Rajasthan are crorepatis. Details are given in the table below.

Table: Crorepati MP- party wise break up

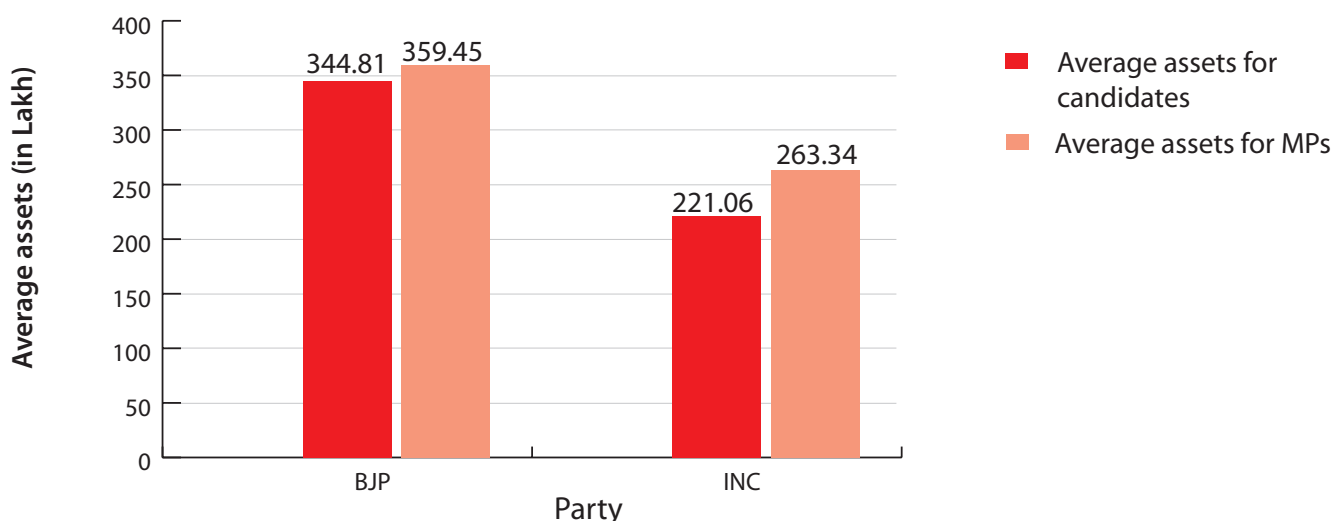
Party	Total Candi- dates	Total crorepati candidates	Total MPs	Total crorepati MPs	% of crorepati MPs
BJP	25	12	4	3	75%
INC	25	15	20	11	55%
IND	186	16	1	0	0%

Average assets per MP for major parties

Table: Average assets for MPs

Party	No of candidates	Average assets for candidates	No of MPs	Average assets for MPs
INC	25	Rs 3,44,81,451 ~ 3 Cror+	20	Rs 3,59,45,032 ~ 3 Cror+
BJP	25	Rs 2,21,06,120 ~ 2 Cror+	4	Rs 2,63,34,824 ~ 2 Cror+

Figure: Comparison average assets for candidates & MPs in Lok Sabha 2009



Asset comparison for candidates and MPs

Given below are average asset details for MPs, runner up's and all candidates. The average assets of candidates who stood at number one position in their constituency in Lok Sabha 2009 elections in Rajasthan were approx 333 Lakhs. These were approx 226 Lakhs for candidates who stood second in their constituencies. Details are given in the table below.

Table: Asset comparison for MPs, runner up's and all candidates

	MP (position 1)	Runner up (position 2)	position 3	all candidates
average assets (Rs in lakhs)	333	226	133	119

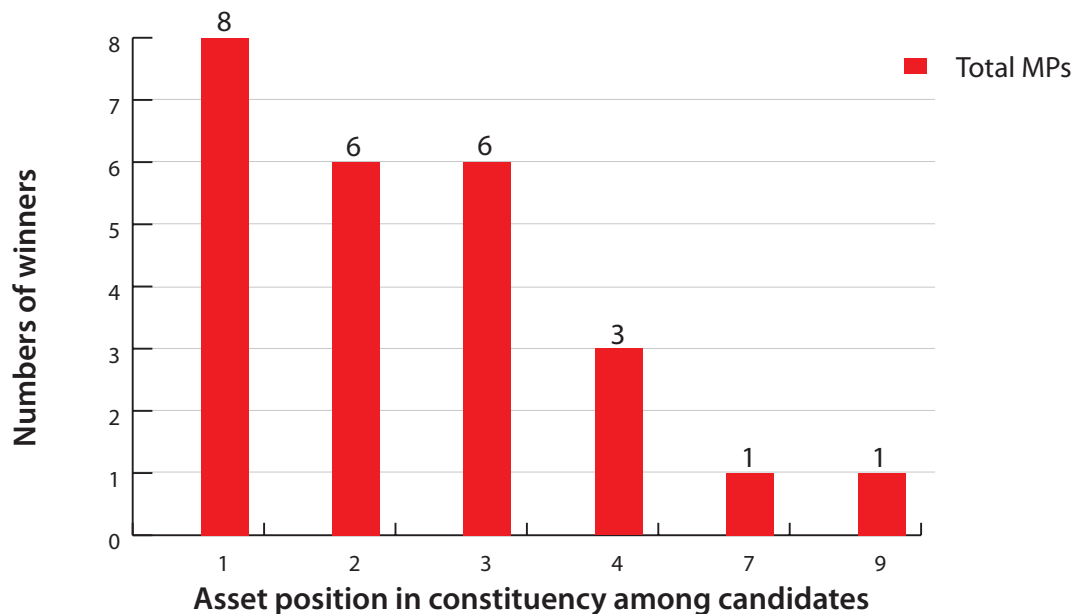
Asset position in constituency among candidates and chances of winning

The following table gives an analysis of asset position in constituency among candidates (highest asset to lowest asset) and their chances of winning. In 8 i.e. 32% of constituencies, candidates with highest declared assets according to their own self sworn affidavits emerged as MPs. From 24% constituencies candidates with second highest declared assets won.

Table: Position in constituency based on assets and MPs

Position in constituency based on assets	Total MPs	% of MPs
1	8	32%
2	6	24%
3	6	24%
4	3	12%
7	1	4%
9	1	4%

Figure: Asset position in constituency among candidates and MPs



Asset details of crorepati MPs from Rajasthan

The table given below gives list of MPs who have shown their assets in crores.

S No	Name	Constituency	Party	Movable Assets (Rs)	Immovable Assets (Rs)	Total Assets (Rs)	PAN Given
1	IYARAJ SINGH	Kota	INC	91,31,144	17,10,00,000	18,01,31,144 18 Cror+	Y
2	CHANDRESH KUMARI	Jodhpur	INC	23,66,732	13,05,14,335	13,28,81,067 13 Cror+	Y
3	JITENDRA SINGH	Alwar	INC	1,33,67,810	5,46,00,000	6,79,67,810 6 Cror+	Y
4	DUSHYANT SINGH	Jhalawar-Baran	BJP	1,83,24,850	4,57,86,050	6,41,10,900 6 Cror+	Y
5	KHILADI LAL BAIRWA	Karauli-Dholpur	INC	29,72,340	5,98,30,000	6,28,02,340 6 Cror+	Y
6	BADRI RAM	Pali	INC	3,86,24,314	2,16,19,500	6,02,43,814 6 Cror+	Y
7	SACHIN PILOT	Ajmer	INC	55,89,558	4,09,00,000	4,64,89,558 4 Cror+	Y
8	DR JYOTI MIRDHA	Nagaur	INC	69,68,395	3,20,71,520	3,90,39,915 3 Cror+	Y
9	LAL CHAND KATARIA	Jaipur Rural	INC	17,50,401	2,89,00,000	3,06,50,401 3 Cror+	Y
10	RAM SINGH KASWAN	Churu	BJP	34,68,392	2,39,34,705	2,74,03,097 2 Cror+	Y
11	C P JOSHI	Bhilwara	INC	66,44,088	1,37,32,868	2,03,76,956 2 Cror+	Y
12	RATAN SINGH	Bharatpur	INC	53,67,191	66,00,000	1,19,67,191 1 Cror+	Y
13	DEV JI PATEL	Jalore	BJP	45,21,830	67,40,000	1,12,61,830 1 Cror+	Y
14	MAHESH JOSHI	Jaipur	INC	33,23,500	70,65,000	1,03,88,500 1 Cror+	Y

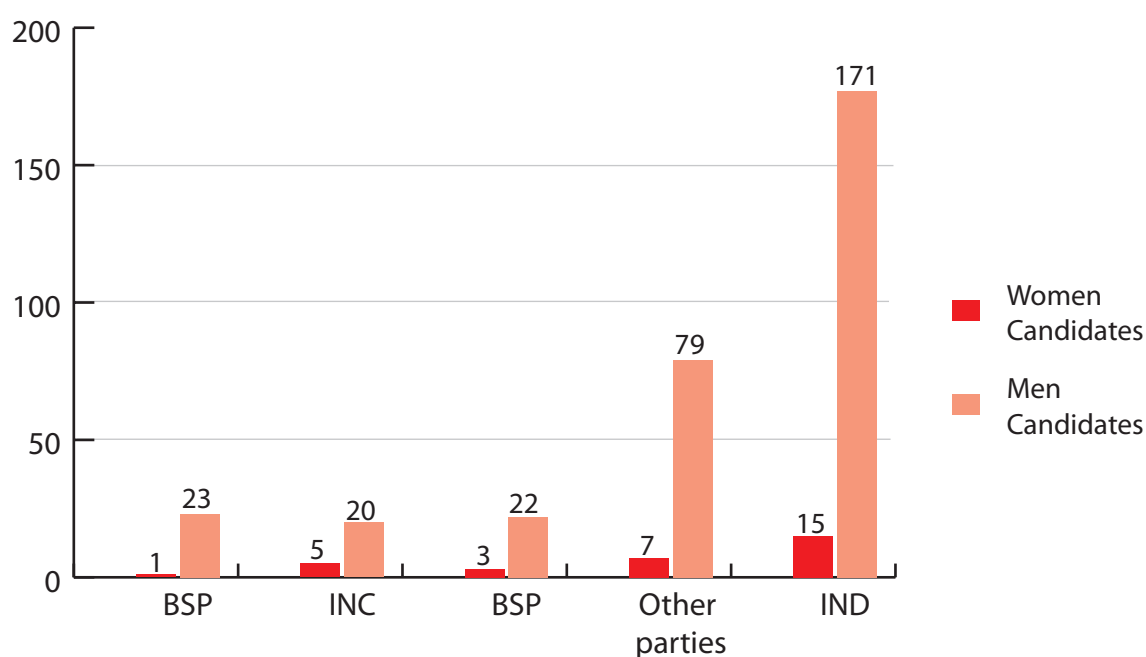
Female representation in Lok Sabha 2009 elections

Out of 346 candidates only 31 (9%) were women candidates contested in Lok Sabha 2009 from Rajasthan. Only 3 out of 31 made it to parliament. All the 3 women MPs from Rajasthan are from INC. The party wise break up for female candidates and MPs vis a vis male candidates and MPs is as below-

Table: Party wise female representation analysis

	BSP	INC	BJP	Other parties	IND	Total
Women						
Candidates	1	5	3	7	15	31
MPs	0	3	0	0	0	3
% Women candidates	4%	20%	12%	8%	8%	9%
% Women MPs	0%	15%	0%	0%	0%	12%
Men						
Candidates	23	20	22	79	171	315
MPs	0	17	4	0	1	22
% Men candidates	96%	80%	88%	92%	92%	91%
% Men MPs	0%	85%	100%	0%	100%	88%
Total						
Candidates	24	25	25	86	186	346
MPs	0	20	4	0	1	25

Figure: Candidate distribution based on gender



Full Asset and pending criminal cases details

Assets for all MPs from Rajasthan in Lok Sabha 2009

S. No.	Name	Constituency	Party	Total Assets (Rs)	Movable Assets (Rs)	Immovable Assets (Rs)	Liabilities (Rs.)	PAN Given
1	IYARAJ SINGH	Kota	INC	18,01,31,144 18 Cror+	91,31,144 91 Lacs+	17,10,00,000 17 Cror+	0.00	Y
2	CHANDRESH KUMARI	Jodhpur	INC	13,28,81,067 13 Cror+	23,66,732 23 Lacs+	13,05,14,335 13 Cror+	60,744.00 60 Thou+	Y
3	JITENDRA SINGH	Alwar	INC	6,79,67,810 6 Cror+	1,33,67,810 1 Cror+	5,46,00,000 5 Cror+	0.00	Y
4	DUSHYANT SINGH	Jhalawar-Baran	BJP	6,41,10,900 6 Cror+	1,83,24,850 1 Cror+	4,57,86,050 4 Cror+	27,79,153.00 27 Lacs+	Y
5	KHILADI LAL BAIRWA	Karauli-Dholpur	INC	6,28,02,340 6 Cror+	29,72,340 29 Lacs+	5,98,30,000 5 Cror+	56,93,479.00 56 Lacs+	Y
6	BADRI RAM	Pali	INC	6,02,43,814 6 Cror+	3,86,24,314 3 Cror+	2,16,19,500 2 Cror+	4,98,169.00 4 Lacs+	Y
7	SACHIN PILOT	Ajmer	INC	4,64,89,558 4 Cror+	55,89,558 55 Lacs+	4,09,00,000 4 Cror+	0.00	Y
8	DR JYOTI MIRDHA	Nagaur	INC	3,90,39,915 3 Cror+	69,68,395 69 Lacs+	3,20,71,520 3 Cror+	0.00	Y
9	LAL CHAND KATARIA	Jaipur Rural	INC	3,06,50,401 3 Cror+	17,50,401 17 Lacs+	2,89,00,000 2 Cror+	7,02,835.00 7 Lacs+	Y
10	RAM SINGH KASWAN	Churu	BJP	2,74,03,097 2 Cror+	34,68,392 34 Lacs+	2,39,34,705 2 Cror+	0.00	Y
11	C P JOSHI	Bhilwara	INC	2,03,76,956 2 Cror+	66,44,088 66 Lacs+	1,37,32,868 1 Cror+	14,00,000.00 14 Lacs+	Y
12	RATAN SINGH	Bharat-pur	INC	1,19,67,191 1 Cror+	53,67,191 53 Lacs+	66,00,000 66 Lacs+	3,35,314.00 3 Lacs+	Y
13	DEV JI PATEL	Jalore	BJP	1,12,61,830 1 Cror+	45,21,830 45 Lacs+	67,40,000 67 Lacs+	0.00	Y
14	MAHESH JOSHI	Jaipur	INC	1,03,88,500 1 Cror+	33,23,500 33 Lacs+	70,65,000 70 Lacs+	12,45,000.00 12 Lacs+	Y
15	GIRIJA VYAS	Chittor-garh	INC	87,21,354 87 Lacs+	57,21,354 57 Lacs+	30,00,000 30 Lacs+	0.00	Y
16	KIRODI LAL	Dausa	IND	80,80,496 80 Lacs+	26,80,496 26 Lacs+	54,00,000 54 Lacs+	0.00	Y
17	MAHADEV SINGH	Sikar	INC	77,84,000 77 Lacs+	18,09,000 18 Lacs+	59,75,000 59 Lacs+	0.00	Y
18	Raghuveer singh	Udaipur	INC	67,53,883 67 Lacs+	8,53,883 8 Lacs+	59,00,000 59 Lacs+	17,50,000.00 17 Lacs+	Y
19	Tara chand	Banswara	INC	65,18,752 65 Lacs+	26,08,017 26 Lacs+	39,10,735 39 Lacs+	11,22,163.00 11 Lacs+	Y

S. No.	Name	Constituency	Party	Total Assets (Rs)	Movable Assets (Rs)	Immovable Assets (Rs)	Liabilities (Rs.)	PAN Given
20	SHEESHRAM OLA	Jhunjhunu	INC	61,01,621 61 Lacs+	8,01,621 8 Lacs+	53,00,000 53 Lacs+	1,80,965.00 1 Lacs+	Y
21	NAMO NARAYAN	Tonk-Sawai Madhopur	INC	60,06,236 60 Lacs+	35,06,236 35 Lacs+	25,00,000 25 Lacs+	0.00	Y
22	BHARAT RAM MEGHWAL	Gangana-gar	INC	50,16,000 50 Lacs+	9,16,000 9 Lacs+	41,00,000 41 Lacs+	4,00,000.00 4 Lacs+	N
23	Harish choudhary	Barmer	INC	49,53,849 49 Lacs+	42,81,349 42 Lacs+	6,72,500 6 Lacs+	12,95,813.00 12 Lacs+	Y
24	GOPAL SINGH	Rajsa-mand	INC	41,06,255 41 Lacs+	17,32,005 17 Lacs+	23,74,250 23 Lacs+	4,89,648.00 4 Lacs+	Y
25	ARJUN RAM MEGHWAL	Bikaner	BJP	25,63,467 25 Lacs+	19,48,467 19 Lacs+	6,15,000 6 Lacs+	0.00	Y

Full details of pending criminal cases on MPs from Rajasthan

S. No.	Name	State/ Dist	Constituency	Party	Age	Serious IPC Counts	No of Cases in which Ac-cused	No. of Cases in which Con-victed	Total
1	GIRIJA VYAS	RAJASTHAN	Chittor-garh	INC	62	0	1	0	1
Cases (Accused)			IPC Section		Description				
1. IPC Sections - 500 , Other Details - CASES NO 952/04			500		defamation				
Cases (Convicted) -----No Cases-----									
S. No.	Name	State/ Dist	Constituency	Party	Age	Serious IPC Counts	No of Cases in which Ac-cused	No. of Cases in which Con-victed	Total
2	BADRI RAM	RAJASTHAN	Pali	INC	59	0	1	0	1
Cases (Accused)			IPC Section		Description				
1. IPC Sections - , Other Details - 5/180 MVACT,611/1998, but Aviated by high court									
Cases (Convicted) -----No Cases-----									