

Orissa

Lok Sabha 2009 Elections

CONTENTS

Executive summary for candidates & MPs.....	715
Voting and winning trend.....	717
Analysis based on pending criminal cases.....	719
Pending criminal cases- analysis for candidates.....	719
Party wise break up for candidates with pending criminal cases	719
Serious crimes distribution – Party wise	721
Details for candidates based on pending criminal cases.....	723
Pending criminal cases- analysis for MPs	725
Party wise break up for MPs with pending criminal cases.....	726
Party wise comparison of pending criminal cases on MPs in LS 2004 & LS 2009	727
MPs with serious pending criminal cases.....	727
Analysis based on assets.....	728
Analysis based on assets – for candidates	728
Average assets for Candidates.....	729
Top 20 crorepati candidates.....	730
Analysis based on assets- for MPs.....	731
Chances of winning based on assets.....	732
Crorepati MPs- Party wise break up.....	732
Average assets per MP for major parties	733
Asset position in constituency among candidates and chances of winning.....	734
Details of crorepati MPs	735
Female representation in Lok Sabha 2009 elections	736
Full Asset and pending criminal cases details.....	737
Assets for all MPs from Orissa in Lok Sabha 2009.....	737
Full details of pending criminal cases on MPs from Orissa.....	739

Orissa Election Watch*

Lok Sabha elections 2009

Lok Sabha 2009 elections were held in two phases in Orissa on April 16, 2009 and April 23, 2009. This chapter includes the analysis of voting trend, criminalization, money power, gender etc in these elections. Information provided by ECI and details from the affidavits filed by contesting candidates have been used for above analysis.

Growth of political parties

In Lok Sabha 2004, 14 parties contested elections which rose to 21 in Lok Sabha 2009 elections. This reflects a rise of 50% in the number of parties from Lok Sabha 2004 elections to Lok Sabha 2009 elections.

Growth in number of candidates

A total of 157 candidates contested Lok Sabha 2009 elections from Orissa as compared to 100 candidates in Lok Sabha 2004. This shows a growth of 57% in number of candidates contesting in 2009.

Executive summary for candidates and MPs

Summary for candidates

- Affidavits of 156 candidates out of 157 contested Lok Sabha 2009 elections were analyzed by Orissa Election Watch (OEWS).
- Out of these 156 candidates, 33 candidates or 21.15% declared pending criminal cases against them. BJP had 9 out of 21 (42.86%) candidates with pending criminal cases, INC had 7 out of 21 (33.33%) candidates with pending criminal cases, BJD had 5 out of 18 (27.78%) candidates with pending criminal cases and BSP had 4 out of 19 (21.05%) candidates with pending criminal cases.

* This chapter would not have been possible without the efforts of several volunteers, groups and organizations from the state. ADR and NEW especially acknowledge with gratitude the efforts of Mr.Ranjan Mohanty (State coordinator, Orissa Election Watch); Justice Ch. P.K. Mishra, (Former Judge, Orissa High Court); S.J. Sahadev Sahoo (Former Chief Secretary, Orissa); S.J. A.B. Tripathy (Former D.G. Police, Orissa); S.J. Syama Sundar Das (Eminent Social Worker); Dr. Sarat Pujari (Ex-Principal & Film personality); Prof. Surya Narayan Mishra (P.G. Dept., Pol. Science, Utkal University); Prof. Rita Ray (P.G. Dept. Of Sociology); Prof. Prabir Pattanaik (P.G. Dept. Of Law, Utkal University); Dr. Seba Mohapatra (Ex-Director, Health & Family Welfare); S.J. Subas Dash (Playback Singer & Music Director); Kshyamakar Swain (OVHA); Mr.Sitakanta Dash (Supporter, Bhadrakh); Ms.Rashmi Mohanty (Unnayan, Balasore); Mr.Prasanna Mishra (RRO, Keonjhar); Mr. Hrushikesh Panda (Cophee, Jajpur); Mr.Bijaylal Mohanta (Creftda, Mayurbhanja); Ms.Smita Patnaik (Nari Surakhya Samiti, Anugul); Mr.Sankarsan Hota (Pipar, Dhenkanal); Mr.Prasant Ku. Biswal (Sewa, Deogarh); Mr.Sanatan Marandi / Anandini Padhi, (AJKS / SEHEDA, Jharsuguda); Ms.Lili Sahu (Shetd, Bargarh); Mr.Umesh Purohit (YSC, Bolangir); Mr.Bikash Mohapatra / Mr.Bikash Das (Suprativa / Clap, Cuttack); Mr.Sudhir Sabat (ISR, Ganjam); Minati Padhi / Mr. A. Jagannath Raju (IWD / CCD, Gajapati); Ms.Aradhana Nanda / Mr. Raju Sharma (FARR / DAPTA, Kalahandi); Mr.Rajendra Meher (YCDA, Boudh); Mr.Sarat Ch. Nayak (Swabalambi, Jagatsinghpur); Evarani Patnaik (Adarsha, Nuapada); Mr.Binayak Swain (Batnet, Kendrapada); Mr.J.S. Mohanty / Mr.Ganesh Parida / Ms. Kasturi Mohapatra (PECUC / CYSD / OLS, Khurda); Mr.Rajkishore Swain (Freedom, Puri); Mr.Sanjeet Patnaik (Sova, Koraput); Mr.Basant Kumar Lenka / Mr.Nityananda Pradhan (Puspac/Parivartan, Malkangiri); Mr.Pratap Ch. Benu (SARD, Nabarangpur); Mr.Kailash Ch. Pal (Pragati, Rayagada); Mr.Arjuna Pradhan / Mr.K.C. Mallick & Sisir Sahoo, (Sampark /Biswa, Sambalpur); Mr.Khirood Raoutray (Udyog, Sundergarh); Ms.Aruna Mohanty / Mr.Parikhit Patnaik (Niswarth / Guc, Nayagarh); Mr. P. K. Pradhan / Ms.Sukanta Mohanty (Slajus Sevabharati, Kandhamal); Gouri Shyam Panda (RARE, Sonapur).

This volume is dedicated to all who were part of the Election Watch.

- Out of these 33 candidates with pending criminal cases, 21 had pending serious criminal cases like murder, attempt to murder, kidnapping, robbery, extortion etc. BJP had 5, INC – 5, BSP- 3, and BJD -2 candidates with pending serious criminal cases.
- There were 79 candidates of four main parties (BJD, INC, BJP, & BSP) and out of these 79 candidates 25 (31.64%) had pending criminal cases against them.
- There were 42 IPC charges of heinous nature on the candidates which included murder, attempt to murder, Theft, kidnapping, extortion, etc.
- There were total 4 Red Alert constituencies where 3 or more contesting candidates had pending criminal cases. Kalahandi and Bargarh had 4 candidates with pending criminal cases followed by Balasore, and Dhenkanal which had 3 candidates with pending criminal cases.
- A total of 27 candidates out of 156 i.e. 17.30% were crorepatis.
- A total of 6 candidates declared zero assets.
- A total of 26 candidates declared liabilities 5 lakhs and above.
- Among major parties, the average asset per candidate for BJD was Rs. 3.53 crores, for INC was Rs 96.75 lakhs, for BJP was Rs 76.63 lakhs, and for BSP was Rs. 39.66 lakhs.
- 53.20% of candidates (83 of 156) had not furnished PAN card details.
- Number of women candidates was just 9 (6%) as compared to 148 of men (94%).
- More than 68.59% candidates (107 of 156) were graduates & above.
- None of the parties managed to get votes anywhere near 50%. The highest votes polled were approx 37% for BJD and it was about 24% of the total registered voters. INC managed 33% of the votes and BJP 17%.

Summary for MPs

- Of the 21 candidates with the most serious criminal cases against them, only 2 won and the remaining 19 were rejected by the voters.
- Out of 21 MPs, 5 (23.81%) have pending criminal cases against them. Comparing this to Lok Sabha 2004, affidavits were available for 21 MPs out of which 3 (14.29%) had pending criminal cases against them.
- Out of these 5 MPs with pending criminal cases, there are pending serious criminal cases against 2 MPs (9.52%). Contrasting this with Lok Sabha 2004, 3 MPs (14.29%) had serious pending criminal cases.
- The number of MPs with pending criminal cases has increased from 3 in Lok Sabha 2004 to 5 in Lok Sabha 2009; the number of total criminal cases against MPs has increased from 12 in Lok Sabha 2004 to 23 in Lok Sabha 2009. But the number of total serious IPC sections against MPs has decreased from 4 in 2004 to 3 in 2009.
- The number of crorepati MPs has increased from 4 in Lok Sabha 2004 to 6 in Lok Sabha 2009.
- Among major parties, the approx average asset per MP for BJD was Rs. 4.36 crores and INC Rs 34.64 lacs.
- Average asset for a MP from Orissa was Rs 3.03 crores.
- Out of 21 MPs, 5 had not declared their PAN details.
- Out of 9 women candidates, not a single candidate managed to win. Hence no women representation in current Lok Sabha.

Voting and winning trend

Voting analysis

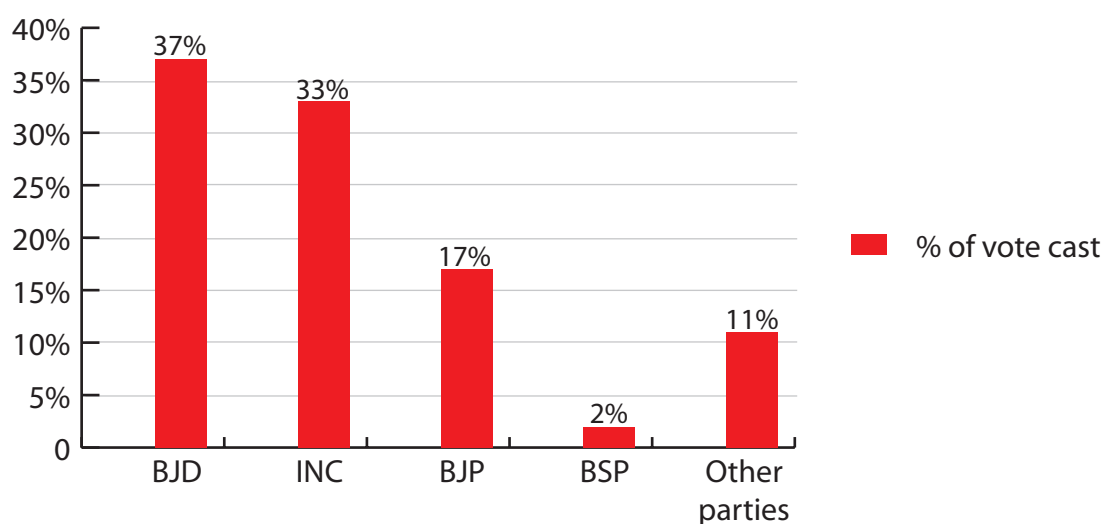
The % of votes polled by the four major parties clearly shows that none of them got anywhere close to the 50% mark. Total voting in the state was only 65%. BJD managed approx 37 % of the votes cast and only 24% of the registered voters. INC managed just 33% votes cast and 21% of registered voters. The total electorate (registered voters) in Orissa was 27,194,864 and the total votes cast were 17,761,984.

Table: % of votes polled

Party	Total votes cast for the party	% of votes cast	% of total registered voters
Biju Janata Dal	6,612,552	37%	24%
Indian National Congress	5,816,904	33%	21%
Bharatiya Janata Party	2,999,520	17%	11%
Bahujan Samaj Party	337,916	2%	1%
Others	1,995,092	11%	7%

Further break-up is given in the table:

Figure: Per cent of votes cast in Orissa - Party wise



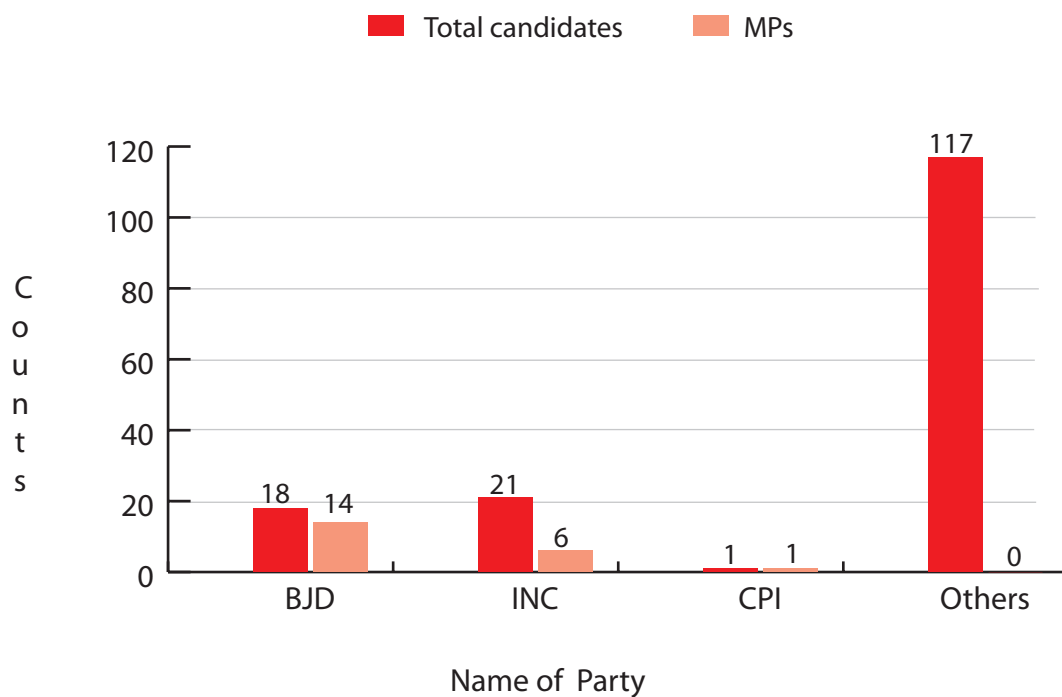
Candidates vs MPs

Orissa has 21 parliamentary constituencies. Maximum numbers of MPs (14) are from BJD followed by 6 of INC and only one from CPI. The breakup of MPs as compared to total candidates from the party are-

Table: Candidates & MPs – Orissa

Party	Total candidates	MPs
BJD	18	14
INC	21	6
CPI	1	1
Others	117	0
Total	157	21

Figure: Candidates vs MPs- Party wise



Analysis based on pending criminal cases

Pending criminal cases- analysis for candidates

A total of 156 affidavits were analyzed by OEW for Lok Sabha 2009 elections. Out of these 156 candidates, 33 candidates or 21.15% declared pending criminal cases against them. Out of these 33 candidates with pending criminal cases, 21 had pending serious criminal cases like attempt to murder, kidnapping, robbery, theft, extortion etc.

Party wise break up for candidates with pending criminal cases

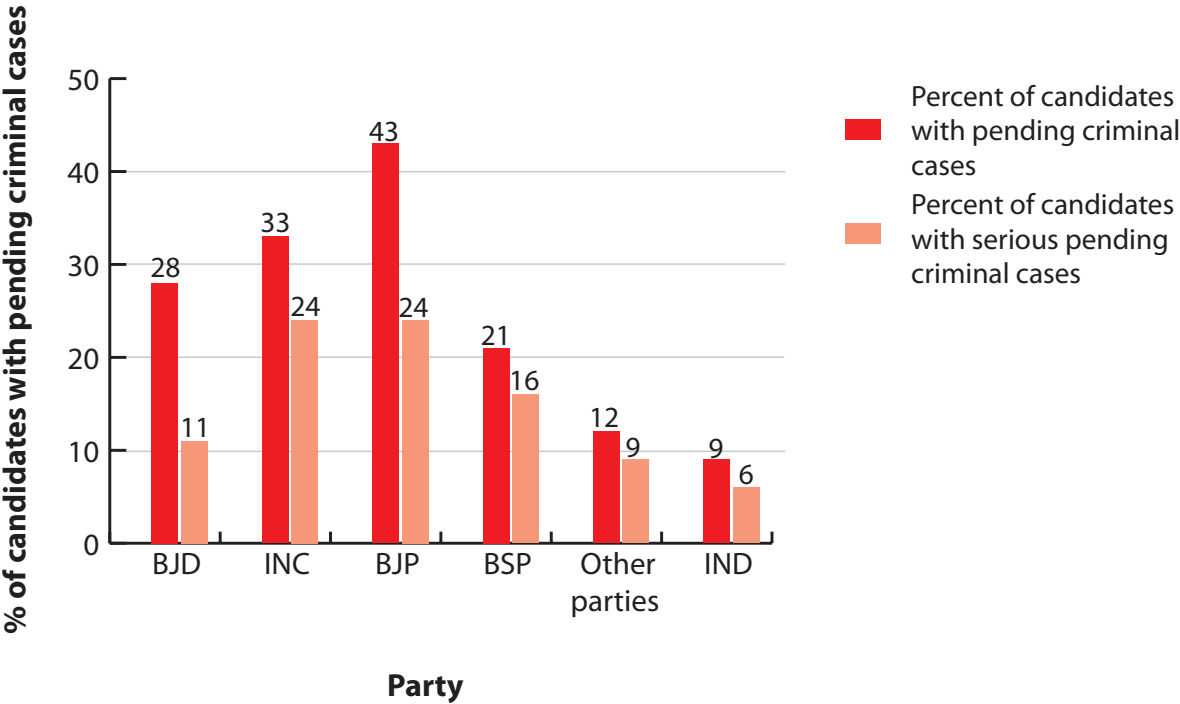
Total 33 candidates contesting elections from Orissa had pending criminal cases against them. Out of 21 candidates of BJP, 9 (28%) had pending criminal cases, 7 out of 21 candidates of INC had pending criminal cases and 5 out of 18 candidates of BJD had pending criminal cases .

Out of these 33 candidates with pending criminal cases, 21 had pending serious criminal cases against them. These serious cases include murder and related charges, attempt to murder, kidnapping, extortion, dacoity, theft, robbery etc. The break up is given in the table below.

Table: Candidates with pending criminal cases and serious pending criminal cases- party wise break up

Party	Total candidates analysed	Candidates with pending criminal cases	Percent of candidates with pending criminal cases	Number of candidates with pending serious criminal cases	Percent of candidates with pending serious criminal cases
BJD	18	5	28%	2	11%
INC	21	7	33%	5	24%
BJP	21	9	43%	5	24%
BSP	19	4	21%	3	16%
Other parties	43	5	12%	4	9%
IND	34	3	9%	2	6%
Total	156	33	21%	21	13%

Figure: Comparison of pending criminal cases and serious pending criminal cases for candidates of main parties from Orissa



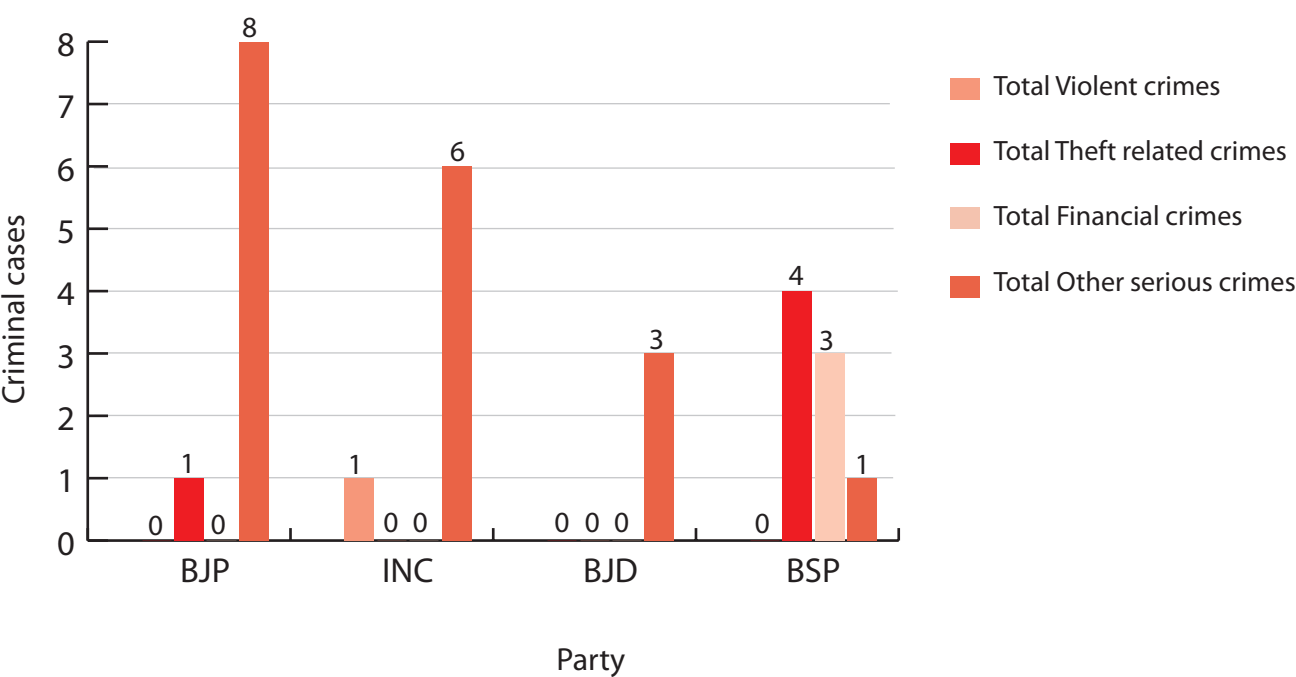
Serious crimes distribution – party wise

The table below shows the breakup of serious IPC sections for candidates of major parties. Serious crimes have been distributed in categories of violent crimes, theft related crimes, and finance related crimes and other serious crimes.

Table: Serious IPC section break up for candidates of major parties

IPC/Party	IPC Description	BJP	INC	BJD	BSP	Total for major parties
VIOLENT CRIMES						
324 325 326	Voluntarily causing hurt by dangerous weapons or means	0	0	0	0	1
363 364 364A 365	Kidnapping	0	1	0	0	1
Total Violent Crimes		0	1	0	0	2
ROBBERY, EXTORTION, THEFT, CHEATING ETC						
379 380	Theft	1	0	0	1	2
411 412 413 415 416 417 418 419 420	Cheating and dishonesty , stolen property	0	0	0	3	3
Total Theft related crimes		1	0	0	4	5
FINANCIAL FRAUD ETC						
463 465 467 468 469 471	Forgery	0	0	0	3	3
Total Financial crimes		0	0	0	3	3
OTHER SERIOUS CRIMES						
194	Giving or fabricating false evidence with intent to procure conviction of capital offence	1	0	0	0	1
253	Possession of Indian coin by person who knew it to be altered when he became possessed thereof	1	0	0	0	1
274	Adulteration of drugs	0	0	1	0	1
293	Sale, etc., of obscene objects to young person	0	0	0	0	0
294	Obscene acts and songs	6	6	2	1	15
295	Injuring or defiling place of worship with intent to insult the religion of any class	0	0	0	0	0
Total Other Serious crimes		8	6	3	1	16
Total for major parties		9	7	3	8	26

Figure: Serious IPC section break up for candidates of major parties



Details for candidates based on pending criminal cases

The table below lists candidates with serious pending criminal cases. Most of them had pending criminal cases of attempt to murder, kidnapping, dacoity, cheating etc. Gopal Chandra Kar from Cuttack had 5 pending serious cases against him. Out of these 21 candidates with serious pending criminal cases, only 2 won and rest 19 were rejected by the voters. The detailed list is given below.

S. No.	Name	Constituency	Party	Age	Seri-ous IPC Counts	Total Cases	Details of Serious IPC Counts	Won/ Lost
1	Gopal Chandra Kar	Cuttack	BSP	63	5	1	5 charges related to cheating and forgery	Lost
2	SANGEETA KUMARI SINGDEO	Bolangir	BJP	47	3	3	3 charge related to Ob-scene acts and songs	Lost
3	Praful Kumar Sahoo	Bhubaneswar	RPI(A)	38	3	2	1 charge related to attempt to murder and 2 charge related to Ob-scene acts and songs	Lost
4	Arun Dey	Balasore	NCP	63	3	2	1 charge related to attempt to murder and 2 charge related to Ob-scene acts and songs	Lost
5	Jnandev Beura	Kendrapara	BJP	44	3	2	1 charge related to possession of Indian coin by person who knew it to be altered when he became possessed thereof, 1 charge related to Ob-scene acts and songs and 1 charge related to theft.	Lost
6	Sudam Marndi	Mayurbhanj	JMM	43	3	2	1 charge related to Kidnapping or abducting 1 charge related to theft and 1 charge related to extortion.	Lost
7	Rabindra Kumar Sethy	Jagatsinghpur	INC	54	2	3	2 chares related to ob-scene acts and songs	Lost
8	Nakul Nayak	Kandhamal	SP	46	2	3	2 chares related to ob-scene acts and songs	Lost
9	KALIKESH NARAYAN SINGH DEO	Bolangir	BJD	34	2	2	2 chares related to ob-scene acts and songs	Won
10	Surendra Kumar Agrawal	Bargarh	IND	37	2	2	1 chare related to ob-scene acts and songs and 1 charge related to theft.	Lost

S. No.	Name	Constituency	Party	Age	Serious IPC Counts	Total Cases	Details of Serious IPC Counts	Won/ Lost
11	Kamala Kanta Pandey	Kandhamal	IND	64	2	2	1 charge related to Promoting enmity between different groups on grounds of religion, race, place of birth, residence, language, etc., and doing acts prejudicial to maintenance of harmony and 1 charge related to voluntarily causing grievous hurt.	Lost
12	Ranjib Biswal	Kendrapara	INC	38	2	2	1 charge related to Obscene acts and songs and 1 charge related to kidnapping.	Lost
13	Sunil Kumar Agrawal	Bargarh	BSP	37	2	1	1 charge related to theft 1 charge related to dishonestly receiving stolen property.	Lost
14	Bhakta Charan Das	Kalahandi	INC	52	1	4	1 charge related to Obscene acts and songs.	Won
15	Rath Das	Bhadrak	BJP	54	1	1	1 charge related to giving or fabricating false evidence with intent to procure conviction of capital offence.	Lost
16	Chandra Sekhar Tripathy	Dhenkanal	INC	60	1	1	1 charge related to Obscene acts and songs.	Lost
17	Dhanurjaya Sidu	Keonjhar	INC	43	1	1	1 charge related to Obscene acts and songs.	Lost
18	Parameswar Sethi	Jajpur	BJP	40	1	1	1 charge related to Obscene acts and songs.	Lost
19	Sradhanjali Pradhan	Balasore	BSP	40	1	1	1 charge related to Obscene acts and songs.	Lost
20	Radharani Panda	Bargarh	BJP	48	1	1	1 charge related to Obscene acts and songs.	Lost
21	Subash Chandra Nayak	Kalahandi	BJD	62	1	1	1 charge related to adulteration of drugs	Lost

Pending criminal cases- analysis for MPs

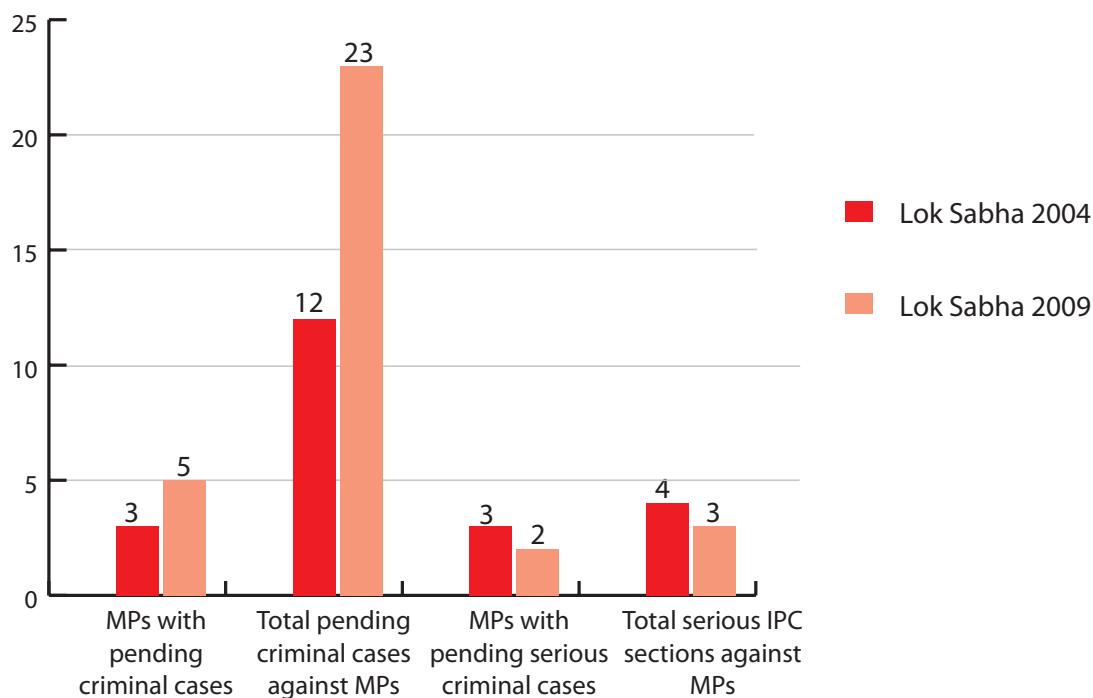
Out of 21 MPs from Orissa in Lok Sabha 2009, 5 MPs have pending criminal cases against them. Out of these 5 MPs, there are pending serious criminal cases against 2 MPs (9.52%). Contrasting this with Lok Sabha 2004, only 3 MPs (14.29%) had serious pending criminal cases.

Given below is a comparative analysis for MPs with pending criminal cases elected from Orissa. The presence of MPs with pending criminal cases from Orissa in Lok Sabha has increased by 67%. However the number of total pending criminal cases has increased by almost 92%. This means that there were an average of 4.6 cases per tainted MP in Lok Sabha 2009 as compared to 4 cases per tainted MP in Lok Sabha 2004.

Table: Comparison Lok sabha 2004 & Lok Sabha 2009 MPs with pending criminal cases

	Lok Sabha 2004	Lok Sabha 2009	Increase	% increase
Number of MPs with pending criminal cases	3	5	2	66.67%
Total Pending criminal cases against MPs	12	23	11	91.67%
Number of MPs with pending serious criminal cases	3	2	-1	-33.33%
Total serious IPC sections against MPs	4	3	-1	-25%

Figure: Comparison Lok Sabha 2004 & Lok Sabha 2009- MPs with pending criminal cases



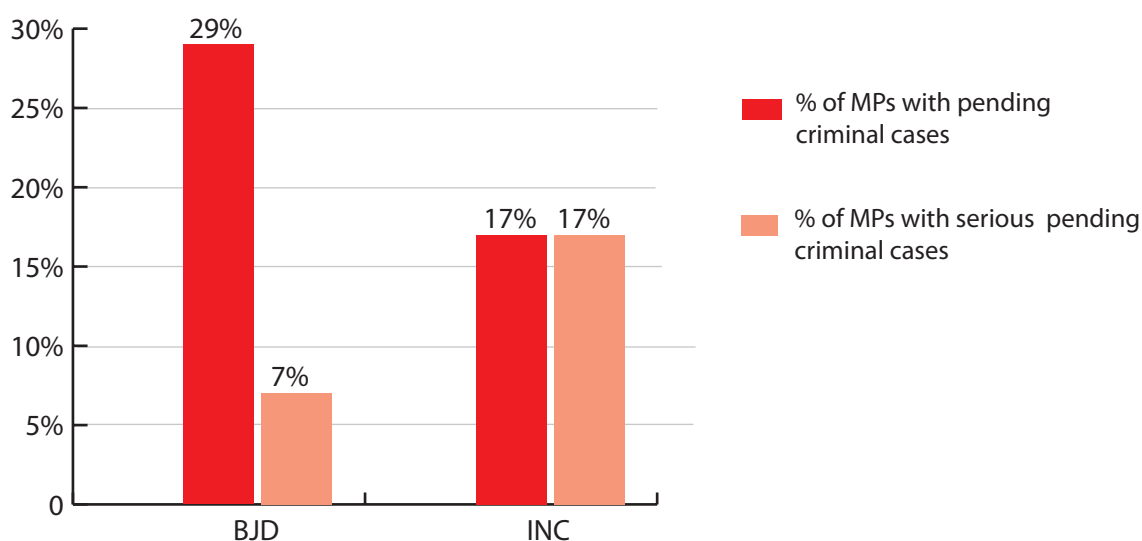
Party wise break up for MPs with pending criminal cases

Out of total 5 MPs with pending criminal cases 1 each is from BJD and INC. The comparison between total candidates and MPs is given below.

Table : MPs with pending criminal cases- party wise

Party	Total candidates analysed	Total MPs	MPs with criminal cases	% of MPs with criminal cases	MPs with serious criminal cases	% of MPs with serious criminal cases
BJD	18	14	4	29%	1	7%
INC	21	6	1	17%	1	17%
Total			5		2	

Figure: Per cent MPs with pending criminal cases- Party wise



Party wise comparison of pending criminal cases on MPs in Lok Sabha 2004 & Lok Sabha 2009

Table: Comparison Lok Sabha 2004 vs. 2009- MPs with pending criminal cases- Party wise

	Lok Sabha 2004			Lok Sabha 2009		
Party	Number of MPs	Number of MPs with Pending criminal cases	% of MPs with pending criminal cases	Number of MPs	Number of MPs with Pending criminal cases	% of MPs with pending criminal cases
BJD	11	1	9%	14	4	29%
INC	0	0	0%	6	1	17%
BJP	7	1	14%	0	0	0%
JMM	1	1	100%	0	0	0%

MPs with serious pending criminal cases

Given below is a list of MPs from Orissa who have serious pending criminal cases against them.

S No	Name	Constituency	Party	Age	Seri-ous IPC Counts	Total no of cases in which accused	Details of serious IPC counts
1	KALIKESH NARAYAN SINGH DEO	Bolangir	BJD	34	2	2	2 chares related to obscene acts and songs
2	Bhakta Charan Das	Kalahandi	INC	52	1	4	1 charge related to Obscene acts and songs.

Analysis based on assets

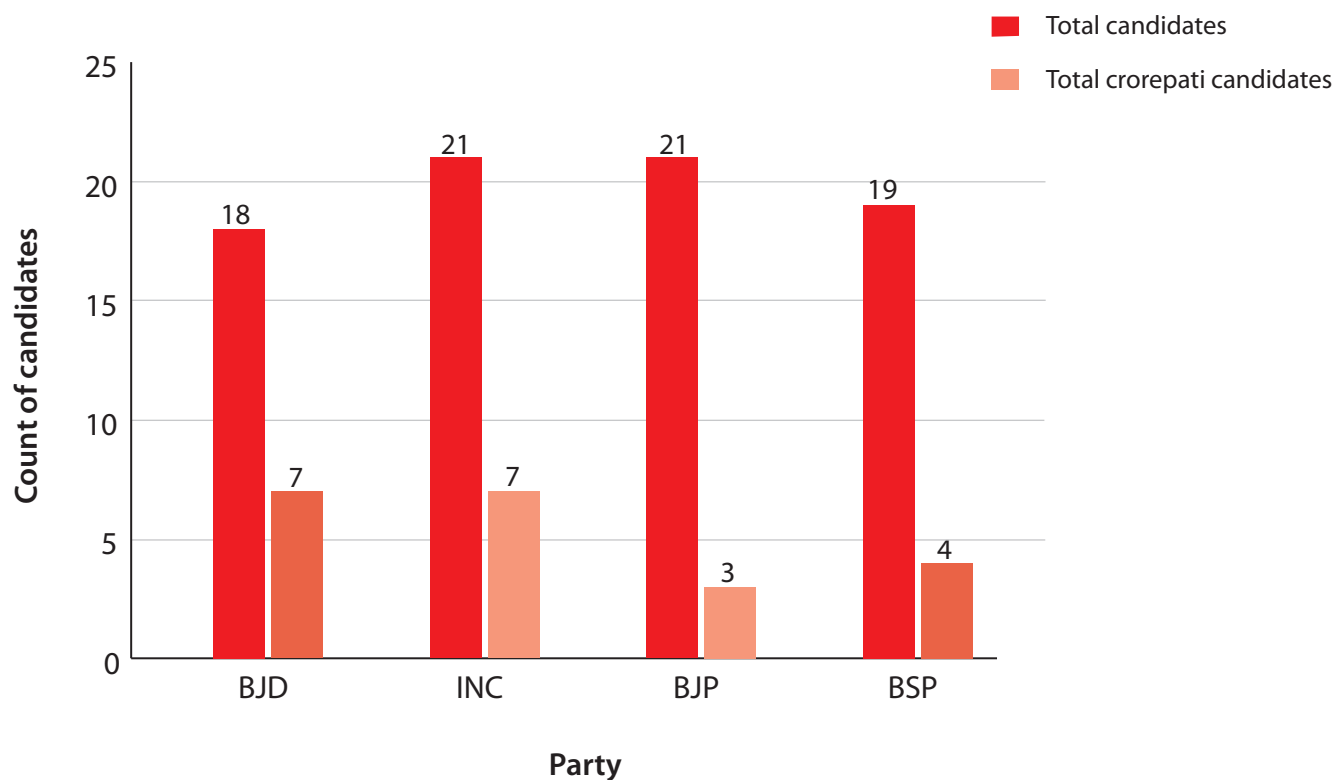
Analysis based on assets – for candidates

Out of 156 candidates contested Lok Sabha 2009, 27 were crorepatis. BJD had highest number of crorepati candidates 39% followed by INC (33%). Detailed list is given below.

Table: Crorepati candidates- party wise break up

Party	Total Candidates analyzed	Crorepati candidates	Percent
BJD	18	7	39%
INC	21	7	33%
BJP	21	3	14%
BSP	19	4	21%
IND	34	3	9%
Other parties	43	3	7%
Total	156	27	17%

Figure: Crorepati candidates from major parties



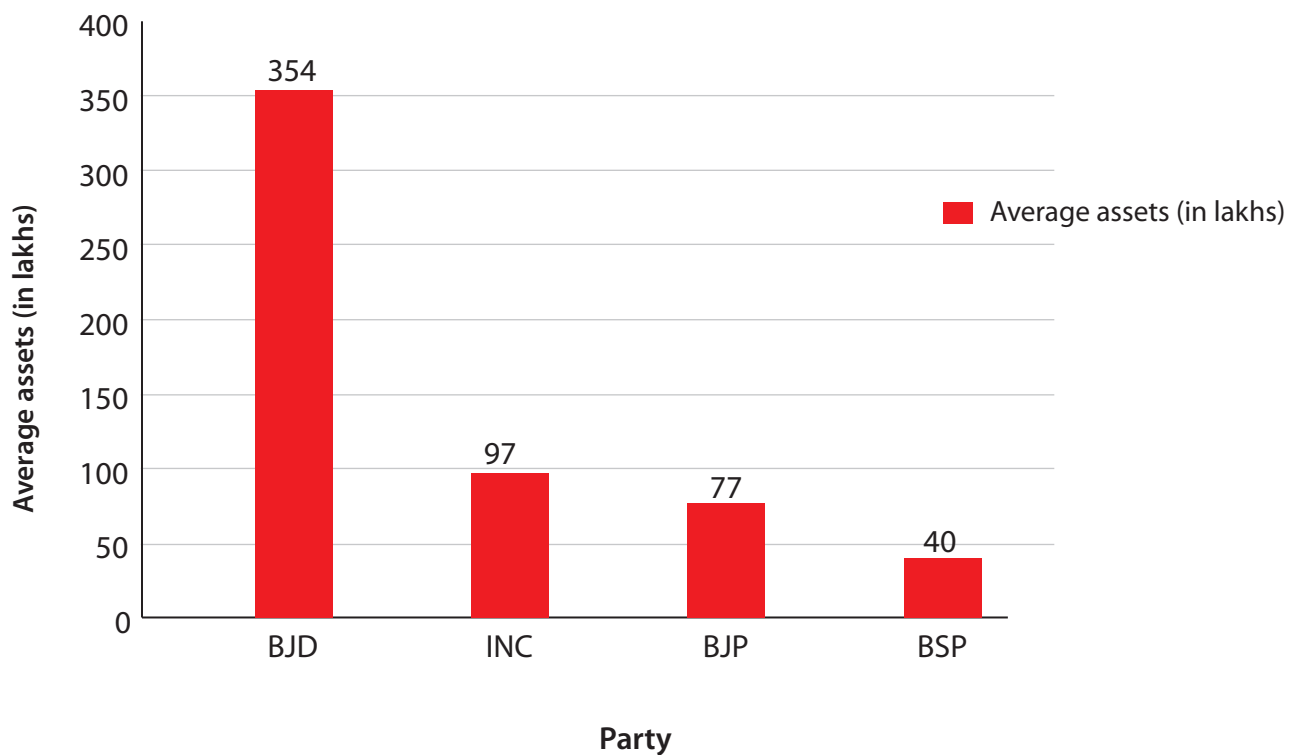
Average assets for Candidates

For candidates of BJD average assets were approx Rs3.53 crores followed by Rs 0.97 crore for INC. Detailed list is given below.

Table: Average assets for candidates party wise

Party	Average Assets	Candidate Count
BJD	Rs 3,53,90,282 ~ 3 Cror+	18
INC	Rs 96,75,763 ~ 96 Lacs+	21
BJP	Rs 76,63,638 ~ 76 Lacs+	21
BSP	Rs 39,66,952 ~ 39 Lacs+	19

Figure: Average assets (in lakhs) for candidates - of major parties



Top 20 crorepati candidates

Given below is the list of top 20 crorepati candidates who contested Lok Sabha 2009 elections from Orissa.

S No	Name	Constituency	Party	Movable Assets (Rs)	Immovable Assets (Rs)	Total Assets (Rs)	PAN Given	Won/ Lost
1	PINAKI MISRA	Puri	BJD	65,00,000	29,04,00,000	29,69,00,000 29 Cror+	Y	Won
2	BAIJAYANT PAN-DA	Kendrapara	BJD	8,83,00,792	7,28,00,000	16,11,00,792 16 Cror+	Y	Won
3	DHANURJAYA SIDU	Keonjhar	INC	12,67,000	5,86,12,258	5,98,79,258 5 Cror+	Y	Lost
4	BIKRAM KESHARI DEO	Kalahandi	BJP	1,05,92,000	4,22,00,000	5,27,92,000 5 Cror+	Y	Lost
5	BHARTRUHARI MAHTAB	Cuttack	BJD	1,75,55,909	3,35,17,952	5,10,73,861 5 Cror+	Y	Won
6	SANGEETA KUMARI SINGDEO	Bolangir	BJP	1,30,17,379	3,26,71,425	4,56,88,804 4 Cror+	Y	Lost
7	KALIKESH NARAYAN SINGH DEO	Bolangir	BJD	2,59,88,172	1,25,54,225	3,85,42,397 3 Cror+	Y	Won
8	NITYANANDA PRADHAN	Aska	BJD	32,56,692	2,30,90,000	2,63,46,692 2 Cror+	Y	Won
9	SURENDRA KUMAR AGRAWAL	Bargarh	IND	1,89,73,514	0	1,89,73,514 1 Cror+	Y	Lost
10	SANTOSH MOHANTY	Bhubaneswar	INC	5,77,799	1,68,16,000	1,73,93,799 1 Cror+	Y	Lost
11	GOPAL CHANDRA KAR	Cuttack	BSP	1,27,91,963	45,80,000	1,73,71,963 1 Cror+	Y	Lost
12	JUAL ORAM	Sundargarh	BJP	73,11,470	97,00,000	1,70,11,470 1 Cror+	Y	Lost
13	BALHANSAGAR	Bolangir	BSP	9,35,000	1,60,00,000	1,69,35,000 1 Cror+	Y	Lost
14	DOMBURU MAJHI	Nabarangpur	BJD	2,40,000	1,62,15,000	1,64,55,000 1 Cror+	Y	Lost
15	RABINDRA KUMAR SETHY	Jagatsinghpur	INC	45,10,000	1,04,00,000	1,49,10,000 1 Cror+	Y	Lost
16	RANJIB BISWAL	Kendrapara	INC	75,33,261	65,37,750	1,40,71,011 1 Cror+	Y	Lost
17	NAKUL NAYAK	Kandhamal	SP	21,52,576	1,13,31,500	1,34,84,076 1 Cror+	Y	Lost
18	NARASINGHA MISHRA	Bolangir	INC	59,80,984	64,50,000	1,24,30,984 1 Cror+	Y	Lost
19	CHITTA RANJAN MUNDA	Keonjhar	IND	3,00,000	1,20,70,000	1,23,70,000 1 Cror+	Y	Lost
20	PAPANNA MUTIKA	Koraput	BSP	70000	1,22,00,000	1,22,70,000 1 Cror+	N	Lost

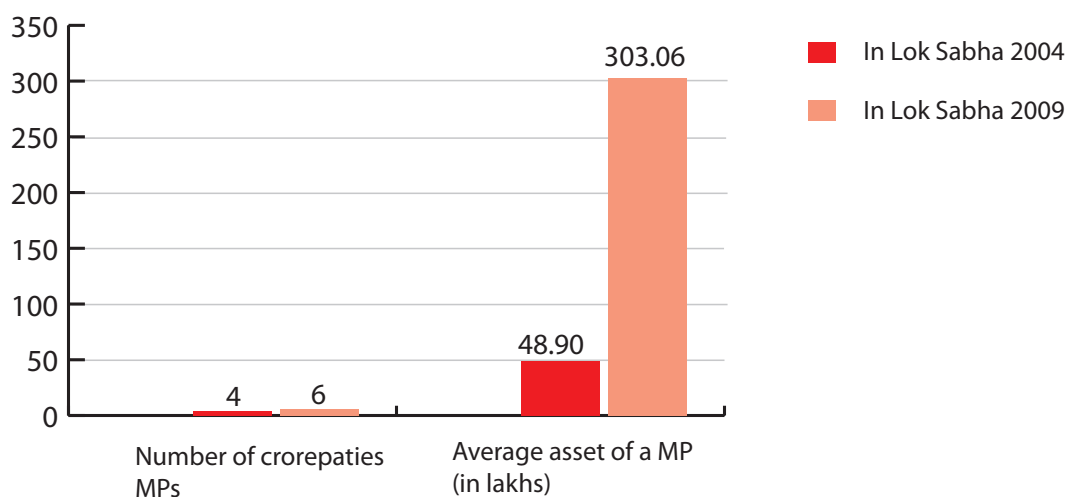
Analysis based on assets- for MPs

Out of 21 MPs in Lok Sabha 2009, 6 MPs are crorepatis as compared to 4 crorepati MPs from Lok Sabha 2004 i.e. an increase of 50%. The average asset of a MP in Lok Sabha 2004 was Rs 0.49 cr which rose to Rs 3.03 cr in 2009. Between 2004 & 2009 there has been an average asset increase of 520% for MPs.

Table: Comparison Lok Sabha 2004 and 2009 based on assets

	In Lok Sabha 2004	In Lok Sabha 2009	Increase	% Increase
Number of crorepatis MPs	4	6	2	50%
Average Asset of a MP (Rs in lakhs)	48.90	303.06	254.16	520%

Figure: Comparison Lok Sabha 2004 and Lok Sabha 2009 based on assets



Chances of winning based on assets

As can be seen from the table, the higher the assets the more are the chances of winning of a candidate. 60% of the candidates who declared assets more than 5 crore and above won. On the other hand less than 4% of candidates with assets less than 10 lakh won. The election results seemed to be highly influenced by the money power of the candidates.

Table: Chances of winning based on assets

Value of assets	No of candidates	No of MPs	% of MPs
Very high (5 cr and above)	5	3	60%
High (50 lakhs to 5 cr)	40	6	15%
Medium (50 lakhs to 10 lakhs)	43	9	21%
Low (less than 10 lakhs)	68	3	4%

Crorepati MPs- Party wise break up

A total of 6 MPs (29%) from Orissa are crorepatis. All 6 crorepati MPs are from BJD.

Table: Crorepati MP- party wise break up

Party	Total Candi- dates	Total crorepati candidates	Total MPs	Total crorepati MPs	% of crorepati MPs
BJD	18	7	14	6	43%
INC	21	7	6	0	0%
Other parties	117	13	1	0	0%
Grand Total	156	27	21	6	29%

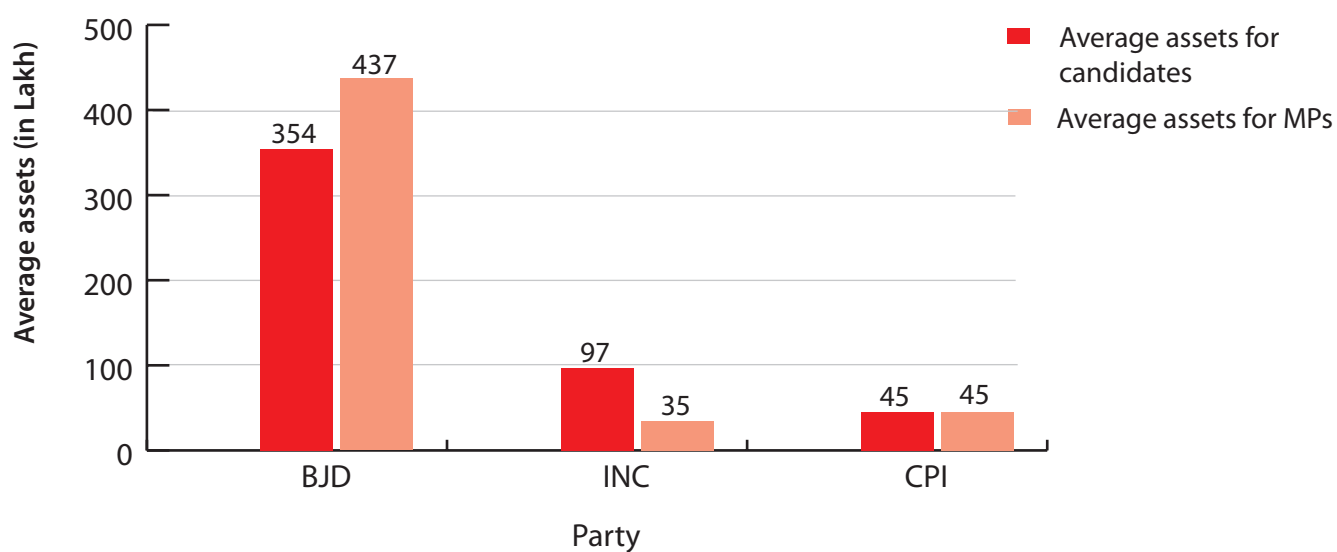
Average assets per MP for major parties

Average asset for a MP from BJD was Rs 4 crores, for CPI was Rs 0.45 crores followed by 0.35 crores for INC.

Table: Average assets for MPs

Party	No of candidates	Average assets for candidates	No of MPs	Average assets for MPs
BJD	18	Rs 3,53,90,282 ~ 3 Cror+	14	Rs 4,36,55,896 ~ 4 Cror+
INC	21	Rs 96,75,763 ~ 96 Lacs+	6	Rs 34,64,118 ~ 34 Lacs+
CPI	1	Rs 44,60,251 ~ 44 Lacs+	1	Rs 44,60,251 ~ 44 Lacs+

Figure: Comparison average assets for candidates & MPs in Lok Sabha 2009



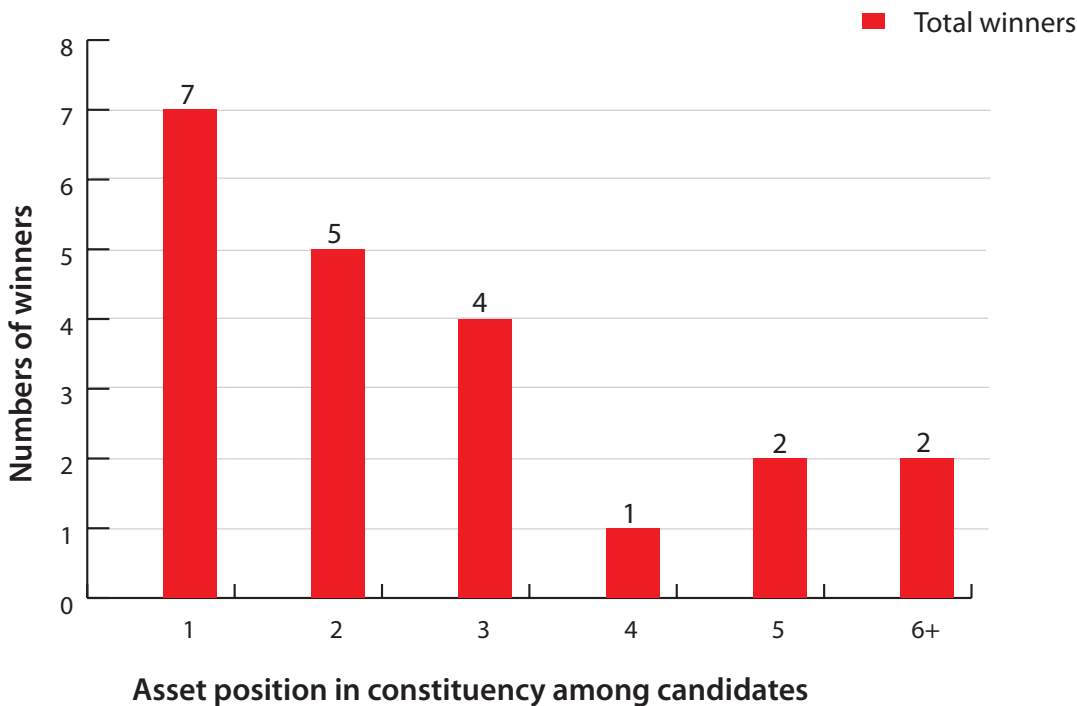
Asset position in constituency among candidates and chances of winning

The following table gives an analysis of asset position in constituency among candidates (highest asset to lowest asset) and their chances of winning. From 7 constituencies almost one third i.e. 33.33% constituencies, candidates with highest declared assets according to their own self sworn affidavits emerged as MPs. From 23.81% constituencies candidates with second highest declared assets won. It means from 57.14% constituencies candidates with either first or second highest declared assets won.

Table: Position in constituency based on assets and MPs

Position in constituency based on assets	Total MPs	% of MPs
1	7	33.33%
2	5	23.81%
3	4	19.05%
4	1	4.76%
5	2	9.52%
6+	2	9.52%
Grand Total	21	100%

Figure: Asset position in constituency among candidates and MPs



Details of crorepati MPs from Orissa

The table given below is a list of MPs with highest assets

S No	Name	Constituency	Party	Movable Assets (Rs)	Immovable Assets (Rs)	Total Assets (Rs)	PAN Given
1	Pinaki Misra	Puri	BJD	65,00,000	29,04,00,000	29,69,00,000 29 Cror+	Y
2	Baijayant Panda	Kendrapara	BJD	8,83,00,792	7,28,00,000	16,11,00,792 16 Cror+	Y
3	Bhartruhari Mahtab	Cuttack	BJD	1,75,55,909	3,35,17,952	5,10,73,861 5 Cror+	Y
4	KALIKESH NARAYAN SINGH DEO	Bolangir	BJD	2,59,88,172	1,25,54,225	3,85,42,397 3 Cror+	Y
5	Nityananda Pradhan	Aska	BJD	32,56,692	2,30,90,000	2,63,46,692 2 Cror+	Y
6	Arjun Charan Sethi	Bhadrak	BJD	3,50,000	1,07,11,000	1,10,61,000 1 Cror+	Y

Female representation in Lok Sabha 2009 elections

Only 9 out of 157 candidates (6%) candidates from Orissa in Lok Sabha elections were women and none of them won. The party-wise break up for female candidates was:

Table: Party wise female representation

	BJP	BSP	Other parties	IND	Total
Women Candidates	5	1	2	1	9
MPs	0	0	0	0	0

Full Asset and pending criminal cases details

Assets for all MPs from Orissa in Lok Sabha 2009

S. No.	Name	Constituency	Party	Age	Total Assets (Rs)	Movable Assets (Rs)	Immovable Assets (Rs)	Liabilities (Rs.)	PAN Given
1	Pinaki Misra	Puri	BJD	49	29,69,00,000 29 Cror+	65,00,000 65 Lacs+	29,04,00,000 29 Cror+	0	Y
2	Baijayant Panda	Kendrapara	BJD	45	16,11,00,792 16 Cror+	8,83,00,792 8 Cror+	7,28,00,000 7 Cror+	4,51,767 4 Lacs+	Y
3	Bhartruhari Mahtab	Cuttack	BJD	51	5,10,73,861 5 Cror+	1,75,55,909 1 Cror+	3,35,17,952 3 Cror+	0	Y
4	KALIKESH NARAYAN SINGH DEO	Bolangir	BJD	34	3,85,42,397 3 Cror+	2,59,88,172 2 Cror+	1,25,54,225 1 Cror+	14,31,104 14 Lacs+	Y
5	Nityananda Pradhan	Aska	BJD	65	2,63,46,692 2 Cror+	32,56,692 32 Lacs+	2,30,90,000 2 Cror+	15,25,000 15 Lacs+	Y
6	Arjun Charan Sethi	Bhadrak	BJD	68	1,10,61,000 1 Cror+	3,50,000 3 Lacs+	1,07,11,000 1 Cror+	25,00,000 25 Lacs+	Y
7	Jayaram Pangi	Koraput	BJD	53	61,82,372 61 Lacs+	12,19,872 12 Lacs+	49,62,500 49 Lacs+	0	Y
8	Bhakta Charan Das	Kalahandi	INC	52	55,82,100 55 Lacs+	4,82,100 4 Lacs+	51,00,000 51 Lacs+	20,61,217 20 Lacs+	Y
9	Tathagata Satpathy	Dhenkanal	BJD	53	55,15,930 55 Lacs+	8,15,930 8 Lacs+	47,00,000 47 Lacs+	0	Y
10	Sidhant Mohapatra	Berhampur	BJD	42	48,00,264 48 Lacs+	9,50,264 9 Lacs+	38,50,000 38 Lacs+	1,18,884 1 Lacs+	Y
11	Srikanta Kumar Jena	Balasore	INC	58	47,62,407 47 Lacs+	19,39,551 19 Lacs+	28,22,856 28 Lacs+	8,62,820 8 Lacs+	Y
12	Bibhu Prasad Tarai	Jagatsinghpur	CPI	42	44,60,251 44 Lacs+	40,72,251 40 Lacs+	3,88,000 3 Lacs+	43,000 43 Thou+	N

S. No.	Name	Constituency	Party	Age	Total Assets (Rs)	Movable Assets (Rs)	Immovable Assets (Rs)	Liabilities (Rs.)	PAN Given
13	Rudra Madhab Ray	Kandhamal	BJD	71	43,87,647 43 Lacs+	12,67,647 12 Lacs+	31,20,000 31 Lacs+	5,66,588 5 Lacs+	Y
14	HEMANAND BISWAL	Sundargarh	INC	67	39,65,199 39 Lacs+	9,65,199 9 Lacs+	30,00,000 30 Lacs+	0	Y
15	Amarnath Pradhan	Sambalpur	INC	51	39,25,000 39 Lacs+	37,04,000 37 Lacs+	2,21,000 2 Lacs+	4,66,494 4 Lacs+	Y
16	Mohan Jena	Jajpur	BJD	52	30,46,404 30 Lacs+	9,86,404 9 Lacs+	20,60,000 20 Lacs+	0	Y
17	Sanjay Bhoi	Bargarh	INC	35	17,00,000 17 Lacs+	3,00,000 3 Lacs+	14,00,000 14 Lacs+	0	Y
18	Prasanna Kumar Patasani	Bhubaneswar	BJD	66	14,77,178 14 Lacs+	2,52,178 2 Lacs+	12,25,000 12 Lacs+	0	N
19	Pradeep Kumar Majhi	Nabarangpur	INC	33	8,50,000 8 Lacs+	8,50,000 8 Lacs+	0	3,45,830 3 Lacs+	N
20	Yashbanta Narayan Singh Laguri	Keonjhar	BJD	38	5,75,000 5 Lacs+	75,000 75 Thou+	5,00,000 5 Lacs+	1,50,00,000 1 Cror+	N
21	Laxman Tudu	Mayurbhanj	BJD	47	1,73,000 1 Lacs+	73,000 73 Thou+	1,00,000 1 Lacs+	38,986 38 Thou+	N

Full details of pending criminal cases on MPs from Orissa

S. No.	Name	State/ Dist	Constituency	Party	Age	Serious IPC Counts	No of Cases in which Ac-cused	No. of Cases in which Con-victed	Total
1	KALIKESH NARAYAN SINGH DEO	ORISSA	Bolangir	BJD	34	2	2	0	2
Cases (Accused) 1. IPC Sections - 448,427,294,506,34 , Other Details - 2. IPC Sections - 294,506 , Other Details - 3 SC/ST Act			Serious IPC Frequency Table						
			Serious IPC Sections			Number of Times they appear for this candidate			
			294			2			
			Total			2			
			IPC Section			Description			
			34			Acts done by several persons in furtherance of common intention			
			294			Obscene acts and songs			
Cases (Convicted) -----No Cases-----			427			Mischief causing damage to the amount of fifty rupees			
			448			house-trespass			
			506			criminal intimidation			
S. No.	Name	State/ Dist	Constituency	Party	Age	Serious IPC Counts	No of Cases in which Ac-cused	No. of Cases in which Con-victed	Total
2	BHAKTA CHARAN DAS	ORISSA	Kalahandi	INC	52	1	4	0	4
Cases (Accused) 1. IPC Sections - 448,294,355, 34 , Other Details - 2. IPC Sections - 143,283,186 , Other Details - 1/2004 3. IPC Sections - , Other Details - 112,123 Motor vehicle Act 4. IPC Sections - , Other Details - 112,125 Motor Vehicle Act			Serious IPC Frequency Table						
			Serious IPC Sections			Number of Times they appear for this candidate			
			294			1			
			Total			1			
			IPC Section			Description			
			34			Acts done by several persons in furtherance of common intention			
			143			Being member of an unlawful assembly			

Cases (Convicted) -----No Cases-----			186	Obstructing public servant in discharge of public functions					
			283	Danger or obstruction in public way or line of navigation					
			294	Obscene acts and songs					
			355	Assault or criminal force with intent to dishonour person, otherwise than on grave provocation					
			448	house-trespass					
S. No.	Name	State/ Dist	Constitu-ency	Party	Age	Seri-ous IPC Counts	No of Cases in which Ac-cused	No. of Cases in which Con-victed	Total
3	TATHAGATA SATPATHY	ORISSA	Dhenka-nal	BJD	53	0	15	0	15
Cases (Accused)			IPC Section			Description			
			500			defamation			
			501			Printing or engraving matter known to be defamatory			
1. IPC Sections - 500 , 501 , Other Details - 2. IPC Sections - 500,501 , Other Details - 3. IPC Sections - 500,501 , Other Details - 4. IPC Sections - 500,501 , Other Details - 5. IPC Sections - 500,501 , Other Details - 6. IPC Sections - 500,501 , Other Details - 7. IPC Sections - 500,501 , Other Details - 8. IPC Sections - 500,501 , Other Details - 9. IPC Sections - 500,501 , Other Details - 10. IPC Sections - 500,501 , Other Details - 11. IPC Sections - 500,501 , Other Details - 12. IPC Sections - 500,501 , Other Details - 13. IPC Sections - 500,501 , Other Details - 14. IPC Sections - 500,501 , Other Details - 15. IPC Sections - 500,501 , Other Details -									
Cases (Convicted) -----No Cases-----									

S. No.	Name	State/ Dist	Constitu- ency	Party	Age	Seri- ous IPC Counts	No of Cases in which Ac- cused	No. of Cases in which Con- victed	Total
4	YASHBANTA NARAYAN SINGH LAGURI	ORISSA	Keonjhar	BJD	38	0	1	0	1

Cases (Accused)			IPC Section		Description				
1. IPC Sections - , Other Details - 159/162/220(3) of Companies Act complain Case no-2(C)cc-7 /05,8/05, 9/05,10/05, 11/05, 12/05 ADDL, Chief Judicial Magistrate Special, Cuttack Dt.20.01.05									
Cases (Convicted) -----No Cases----									

S. No.	Name	State/ Dist	Constitu- ency	Party	Age	Seri- ous IPC Counts	No of Cases in which Ac- cused	No. of Cases in which Con- victed	Total
5	NITYANANDA PRADHAN	ORISSA	Aska	BJD	65	0	1	0	1

Cases (Accused)			IPC Section		Description				
1. IPC Sections - , Other Details - 174 Railway Act									
Cases (Convicted) -----No Cases----									

