

FOREWORD



Election Watch is now an omnibus nomenclature for voter enrolment, thoroughgoing candidate scrutiny and disseminating the outcome for pre-poll voter consumption carried out by a growing host of civil society groups in India. However the Lok Sabha 2009 National Election Watch report is the work of the pioneers in the field, the Association for Democratic Reforms (ADR) and the national network called National Election Watch (NEW).

The report confirms our worst suspicions. MPs with criminal records are more numerous in 2009 (162) than in 2004 (128), and so too those involved in heinous offences such as dacoity, rape and murder (76:58).

MP crorepatists have doubled in number in 2009 (315) compared to 2004 (156). And the chances of winning an election in 2009 progressively improved with the value of their assets (0.43% with assets under Rs.10 lakhs to 32.65% with assets over Rs.5 crores). Yet election expenses continue to be absurdly under-reported. An MP from Arunachal reportedly spent only Rs.10,000 while the freest spenders anywhere were reportedly well within the Rs.25 lakh limit. Obviously in fear of admitting to a corrupt practice under the law, and rendering their election liable to be declared null and void by the High Court.

I have had the unique pleasure of associating with ADR – relentless, indefatigable and unbuyable academics - since it won from the Supreme Court additional items for incorporation in a candidate's affidavit. All this while I was in the Election commission. I now look forward to ADR and their associates attacking candidates' spending way above the ceiling instead of just reproducing the candidates' version of how much they spent. (In Andhra Pradesh it is popularly believed that a candidate's expenditure for a Lok Sabha election is at least Rs.5 crores). Pari passu the Election Commission would do well to dispense with departmental financial observers and hire professionals to assess the expenses of individual candidates.

Mr. J.M .Lyngdoh
(Former Chief Election Commissioner of India)

ACKNOWLEDGEMENT

Association for Democratic Reforms (ADR) and National Election Watch (NEW) expresses its sincere gratitude to all the volunteers, individuals, groups and organizations who have helped directly or indirectly in completion of this report. This volume would not have been possible without their contribution and assistance.

We also want to thank Election Watch Group in various states as without their help this report would not have attained its present form. Acknowledgements of Election Watch Groups of respective States are provided along the state wise chapters.

This volume is dedicated to everyone responsible in making a contribution towards its completion, irrespective of its magnitude. At last, but not the least, we convey our thanks to all those persons and organizations whose untiring help, support as well as guidance enabled us to achieve our goal.

CONTENTS

Foreword by Mr. J. M. Lyndgoh (Former Chief Election Commissioner of India).....	(i)
Acknowledgment	(ii)
Selected media coverage of NEW/ADR reports	5
The Lok Sabha 2009 Elections - An Introduction	9
National level analysis for Lok Sabha 2009 elections	19
Analysis of the first list of cabinet ministers	68
Re-elected MPs and MPs who recontested but lost – Asset comparison	79
Full asset details for MPs Lok Sabha 2009	106
Full details of pending criminal cases on MPs Lok Sabha 2009	143
List of serious IPC sections	228
About ADR and NEW	233
List of state coordinators	239
Disclaimer	240

Selected Media coverage of NEW/ADR reports

ನಾನಾ ಆರೋಪ ಹೊತ್ತ 27 ಅಭ್ಯರ್ಥಿಗಳು ಕಣದಲ್ಲಿ

ಅ. ಹರಿಹರ

ಕರ್ನಾಟಕದ 14ನೇ ಲೋಕ ಸಭಾ ಚುನಾವಣೆಯಲ್ಲಿ 27 ಅಭ್ಯರ್ಥಿಗಳು ಆರೋಪ ಹೊತ್ತರಲ್ಲಿ ಕಣದಲ್ಲಿರುತ್ತಾರೆ. ಇವರ ಪೈಕಿ 14ರಷ್ಟು ಅಭ್ಯರ್ಥಿಗಳು ಸಿಬಿಐ, 13ರಷ್ಟು ಅಭ್ಯರ್ಥಿಗಳು ಎನ್‌ಎಫ್‌ಡಿ, 12ರಷ್ಟು ಅಭ್ಯರ್ಥಿಗಳು ಎಸ್‌ಎಫ್‌ಡಿ, 11ರಷ್ಟು ಅಭ್ಯರ್ಥಿಗಳು ಎಸ್‌ಎಲ್‌ಡಿ, 10ರಷ್ಟು ಅಭ್ಯರ್ಥಿಗಳು ಎಸ್‌ಎಫ್‌ಡಿ, 9ರಷ್ಟು ಅಭ್ಯರ್ಥಿಗಳು ಎಸ್‌ಎಲ್‌ಡಿ, 8ರಷ್ಟು ಅಭ್ಯರ್ಥಿಗಳು ಎಸ್‌ಎಫ್‌ಡಿ, 7ರಷ್ಟು ಅಭ್ಯರ್ಥಿಗಳು ಎಸ್‌ಎಲ್‌ಡಿ, 6ರಷ್ಟು ಅಭ್ಯರ್ಥಿಗಳು ಎಸ್‌ಎಫ್‌ಡಿ, 5ರಷ್ಟು ಅಭ್ಯರ್ಥಿಗಳು ಎಸ್‌ಎಲ್‌ಡಿ, 4ರಷ್ಟು ಅಭ್ಯರ್ಥಿಗಳು ಎಸ್‌ಎಫ್‌ಡಿ, 3ರಷ್ಟು ಅಭ್ಯರ್ಥಿಗಳು ಎಸ್‌ಎಲ್‌ಡಿ, 2ರಷ್ಟು ಅಭ್ಯರ್ಥಿಗಳು ಎಸ್‌ಎಫ್‌ಡಿ, 1ರಷ್ಟು ಅಭ್ಯರ್ಥಿಗಳು ಎಸ್‌ಎಲ್‌ಡಿ.

ಅ. ಹರಿಹರ

ಕರ್ನಾಟಕದ 14ನೇ ಲೋಕ ಸಭಾ ಚುನಾವಣೆಯಲ್ಲಿ 27 ಅಭ್ಯರ್ಥಿಗಳು ಆರೋಪ ಹೊತ್ತರಲ್ಲಿ ಕಣದಲ್ಲಿರುತ್ತಾರೆ. ಇವರ ಪೈಕಿ 14ರಷ್ಟು ಅಭ್ಯರ್ಥಿಗಳು ಸಿಬಿಐ, 13ರಷ್ಟು ಅಭ್ಯರ್ಥಿಗಳು ಎನ್‌ಎಫ್‌ಡಿ, 12ರಷ್ಟು ಅಭ್ಯರ್ಥಿಗಳು ಎಸ್‌ಎಫ್‌ಡಿ, 11ರಷ್ಟು ಅಭ್ಯರ್ಥಿಗಳು ಎಸ್‌ಎಲ್‌ಡಿ, 10ರಷ್ಟು ಅಭ್ಯರ್ಥಿಗಳು ಎಸ್‌ಎಫ್‌ಡಿ, 9ರಷ್ಟು ಅಭ್ಯರ್ಥಿಗಳು ಎಸ್‌ಎಲ್‌ಡಿ, 8ರಷ್ಟು ಅಭ್ಯರ್ಥಿಗಳು ಎಸ್‌ಎಫ್‌ಡಿ, 7ರಷ್ಟು ಅಭ್ಯರ್ಥಿಗಳು ಎಸ್‌ಎಲ್‌ಡಿ, 6ರಷ್ಟು ಅಭ್ಯರ್ಥಿಗಳು ಎಸ್‌ಎಫ್‌ಡಿ, 5ರಷ್ಟು ಅಭ್ಯರ್ಥಿಗಳು ಎಸ್‌ಎಲ್‌ಡಿ, 4ರಷ್ಟು ಅಭ್ಯರ್ಥಿಗಳು ಎಸ್‌ಎಫ್‌ಡಿ, 3ರಷ್ಟು ಅಭ್ಯರ್ಥಿಗಳು ಎಸ್‌ಎಲ್‌ಡಿ, 2ರಷ್ಟು ಅಭ್ಯರ್ಥಿಗಳು ಎಸ್‌ಎಫ್‌ಡಿ, 1ರಷ್ಟು ಅಭ್ಯರ್ಥಿಗಳು ಎಸ್‌ಎಲ್‌ಡಿ.

ಅ. ಹರಿಹರ

ಕರ್ನಾಟಕದ 14ನೇ ಲೋಕ ಸಭಾ ಚುನಾವಣೆಯಲ್ಲಿ 27 ಅಭ್ಯರ್ಥಿಗಳು ಆರೋಪ ಹೊತ್ತರಲ್ಲಿ ಕಣದಲ್ಲಿರುತ್ತಾರೆ. ಇವರ ಪೈಕಿ 14ರಷ್ಟು ಅಭ್ಯರ್ಥಿಗಳು ಸಿಬಿಐ, 13ರಷ್ಟು ಅಭ್ಯರ್ಥಿಗಳು ಎನ್‌ಎಫ್‌ಡಿ, 12ರಷ್ಟು ಅಭ್ಯರ್ಥಿಗಳು ಎಸ್‌ಎಫ್‌ಡಿ, 11ರಷ್ಟು ಅಭ್ಯರ್ಥಿಗಳು ಎಸ್‌ಎಲ್‌ಡಿ, 10ರಷ್ಟು ಅಭ್ಯರ್ಥಿಗಳು ಎಸ್‌ಎಫ್‌ಡಿ, 9ರಷ್ಟು ಅಭ್ಯರ್ಥಿಗಳು ಎಸ್‌ಎಲ್‌ಡಿ, 8ರಷ್ಟು ಅಭ್ಯರ್ಥಿಗಳು ಎಸ್‌ಎಫ್‌ಡಿ, 7ರಷ್ಟು ಅಭ್ಯರ್ಥಿಗಳು ಎಸ್‌ಎಲ್‌ಡಿ, 6ರಷ್ಟು ಅಭ್ಯರ್ಥಿಗಳು ಎಸ್‌ಎಫ್‌ಡಿ, 5ರಷ್ಟು ಅಭ್ಯರ್ಥಿಗಳು ಎಸ್‌ಎಲ್‌ಡಿ, 4ರಷ್ಟು ಅಭ್ಯರ್ಥಿಗಳು ಎಸ್‌ಎಫ್‌ಡಿ, 3ರಷ್ಟು ಅಭ್ಯರ್ಥಿಗಳು ಎಸ್‌ಎಲ್‌ಡಿ, 2ರಷ್ಟು ಅಭ್ಯರ್ಥಿಗಳು ಎಸ್‌ಎಫ್‌ಡಿ, 1ರಷ್ಟು ಅಭ್ಯರ್ಥಿಗಳು ಎಸ್‌ಎಲ್‌ಡಿ.

ಅ. ಹರಿಹರ

ಕರ್ನಾಟಕದ 14ನೇ ಲೋಕ ಸಭಾ ಚುನಾವಣೆಯಲ್ಲಿ 27 ಅಭ್ಯರ್ಥಿಗಳು ಆರೋಪ ಹೊತ್ತರಲ್ಲಿ ಕಣದಲ್ಲಿರುತ್ತಾರೆ. ಇವರ ಪೈಕಿ 14ರಷ್ಟು ಅಭ್ಯರ್ಥಿಗಳು ಸಿಬಿಐ, 13ರಷ್ಟು ಅಭ್ಯರ್ಥಿಗಳು ಎನ್‌ಎಫ್‌ಡಿ, 12ರಷ್ಟು ಅಭ್ಯರ್ಥಿಗಳು ಎಸ್‌ಎಫ್‌ಡಿ, 11ರಷ್ಟು ಅಭ್ಯರ್ಥಿಗಳು ಎಸ್‌ಎಲ್‌ಡಿ, 10ರಷ್ಟು ಅಭ್ಯರ್ಥಿಗಳು ಎಸ್‌ಎಫ್‌ಡಿ, 9ರಷ್ಟು ಅಭ್ಯರ್ಥಿಗಳು ಎಸ್‌ಎಲ್‌ಡಿ, 8ರಷ್ಟು ಅಭ್ಯರ್ಥಿಗಳು ಎಸ್‌ಎಫ್‌ಡಿ, 7ರಷ್ಟು ಅಭ್ಯರ್ಥಿಗಳು ಎಸ್‌ಎಲ್‌ಡಿ, 6ರಷ್ಟು ಅಭ್ಯರ್ಥಿಗಳು ಎಸ್‌ಎಫ್‌ಡಿ, 5ರಷ್ಟು ಅಭ್ಯರ್ಥಿಗಳು ಎಸ್‌ಎಲ್‌ಡಿ, 4ರಷ್ಟು ಅಭ್ಯರ್ಥಿಗಳು ಎಸ್‌ಎಫ್‌ಡಿ, 3ರಷ್ಟು ಅಭ್ಯರ್ಥಿಗಳು ಎಸ್‌ಎಲ್‌ಡಿ, 2ರಷ್ಟು ಅಭ್ಯರ್ಥಿಗಳು ಎಸ್‌ಎಫ್‌ಡಿ, 1ರಷ್ಟು ಅಭ್ಯರ್ಥಿಗಳು ಎಸ್‌ಎಲ್‌ಡಿ.

This Lok Sabha has more MPs with criminal cases

AGE CORRESPONDENT

May 17: The 15th Lok Sabha when constituted in a few days from now, will have an even larger number of MPs with criminal records than the 14th Lok Sabha had. The number of those with criminal records has increased by 28.14 per cent while the number of those with serious criminal records has increased by 13.51 per cent.

number game

As compared to 2004, the number of MPs with criminal records has gone up. The comparison is as follows:

	2004	2009	Increase
MPs with criminal records	25	150	52
Total Criminal cases	429	412	-17
MPs with serious cases	55	72	17
Serious charges	302	213	-89

There are 150 newly elected MPs with criminal cases pending against them. Here is a summary of the new Lok Sabha:

● Affidavits available against MPs:	633
● MPs with criminal charges:	150
● MPs with serious criminal charges:	72
● Total criminal cases against MPs:	412
● Total serious IPC Sections against MPs:	213

MPs facing criminal charges, 75 being those facing serious charges. The increase has been calculated on the basis of the affidavits that were filed by the MPs at the time of filing their nomination papers. According to NEW, it is as high as 14% from Gujarat who has the maximum number of charges against him (35). Of those, five cases are of a serious nature. In the list of MPs facing serious charges, Gujarat has the dubious distinction of having four in the top 10. Uttar Pradesh has three with three MPs facing serious criminal cases in 2004. Bihar has two in 2004. Kerala has one.

"MPs with criminal charges aplenty in new House"

There are 150 with cases pending against them: NEW

Special Correspondent

NEW DELHI: A total of 8,070 candidates representing 369 parties contested the recent elections to the 15th Lok Sabha. Only 36 parties were successful in sending one or more MPs to the Lok Sabha. As many as 333 parties did

— 55 had records. The of about 17.2 with criminal 30.9 per cent number of criminal records. The charges are MP Vitthal

Chiranjeevi is worth Rs. 88 crore

HYDERABAD: Film actor and Praja Rajyam Party chief Chiranjeevi, who filed his nomination papers for the Tirupati Assembly seat in the April 23 election, declared assets worth over Rs. 88 crore in his

worth Rs. 14.36 crore and the 4,092 sq. yd. site on Mount Road in Chennai is valued at Rs. 2,04,60,000.

He has some other property and real estate in and around Chennai worth several crore rupees. — PTI

Track Lok Sabha polls on Google

Chetan Chauhan
New Delhi, February 17

Hindustan Times
Special

FROM ANYWHERE in the world, you will be able to track Indian leaders and candidates in the 15th Lok Sabha elections — just like in the US presidential elections — through a new Google website.

From Manmohan Singh and L.K. Advani to blogs, commentaries and campaigns, all poll-related information will be

Mr. Chiranjeevi's election declared assets 80 and liabilities 50,05,579. He is the son of a late All India Congress leader and assets 10 and liabilities 16,83,210. He has assets worth 80 and liabilities 16,83,210. He has assets worth 80 and liabilities 16,83,210.

Rahul has assets worth Rs. 2 cr.

Atiq Khan

SULTANPUR: Congress general secretary Rahul Gandhi, has movable and immovable assets worth over Rs. 2 crore, but even after about five years as an elected representative he has not posted his

Rs. 70,000 in cash with deposits in SBI, New Delhi at Rs. 7,744.56, Citi Bank, New Delhi at Rs. 7,42,966.38 and HDFC Bank, New Delhi at Rs. 3,41,892. He has invested Rs. 10,29,128.43 in PPF. Mr. Gandhi has not posted his

300 crorepati MPs as House gets richer

THE NEW NETWORK

Delhi: Members of the 15th Lok Sabha are to be bothered about salary hikes for themselves. Not with as many as 300 crorepaties as the people's mandate this time — up from 184 in the last Lok Sabha. According to assets declared before the Election Commission, the wealthiest MP in the house is Nannu Nageswara Rao of TDP from Khammam in Andhra Pradesh, worth Rs 178 crore. Rao is followed by Naveen Jindal from Kurukshetra worth Rs 131 crore. At the top of the crorepati club are Jagdeep Singh (Congress), Pratul Patel (NCP), Yu Salla (NCP), Rajkumari Ratna Singh (Congress) and Andhra CM Y S Jagan Mohan Reddy. A list of crorepaties was compiled by National Election Watch (NEW), a nationwide watchdog comprising more than 1,300 NGOs and citizens led organizations working on electoral reforms. A maximum number of crorepaties were to be from Congress (137), followed by BJP (14) and BSP (13). These parties were followed by DMK and Shiv Sena. Interestingly, JDU was found to have the 11th biggest group of crorepaties in the house, ahead of 'veteran' parties like NCP, BJD and

House this time — less than the number from Punjab and Rajasthan.

Anil Baidwal, coordinator, NEW, said, "The misuse of monetary incentives to buy votes has increased sharply since the last elections and continues to be a source of threat to real democracy."

Baidwal doubts that development would be the priority of the new MPs who have spent huge sums to get themselves elected. "They are more likely to focus on recovering the funds they spent and ongoing favours to those who supported their campaigns," he added.

THE BUCK STOPS HERE

1 Nageswara Rao Khammam, Andhra TDP Rs 178 crore	6 G Vithand Pondicherry, Andhra CSP Rs 72 crore
2 Naveen Jindal Kurukshetra Congress Rs 131 crore	7 YSI Mohan Reddy Kadapa, Andhra Congress Rs 72 crore
3 L Jagdeep Singh Vijayawada, Andhra Congress Rs 122 crore	8 Rajkumari Ratna Singh, Patnagarh, Uttar Pradesh Congress Rs 67 crore
4 Pratul Padmasinha Bajaj Osmanabad, Maha NCP Rs 108 crore	9 Harimrat Kaur Bathinda, Punjab NCP Rs 66 crore
5 Pratul Patel Bhandara-Gondia, Maharashtra NCP Rs 89 crore	10 Supriya Sule Baranasi, Maharashtra NCP Rs 50 crore

This Lok Sabha has more MPs with criminal cases

AGE CORRESPONDENT

May 17: The 15th Lok Sabha when constituted in a few days from now, will have an even larger number of MPs with criminal records than the 14th Lok Sabha had. The number of those with criminal records has increased by 28.14 per cent while the number of those with serious criminal records has increased by 13.51 per cent.

The percentage increase has been calculated by National Election Watch (NEW) which is a nationwide watchdog comprising NGOs and citizens-led organisations which has been seeking electoral reforms. In number terms, there were 188 MPs with criminal charges in the outgoing Lok Sabha. 55 with serious charges against them while in the new Lok Sabha there will be 150

As compared to 2004, the number of MPs with criminal records has gone up. The comparison is as follows:

	2004	2009	Increase
MPs with criminal records	25	150	52
Total Criminal cases	429	412	-17
MPs with serious cases	55	72	17
Serious charges	302	213	-89

There are 150 newly elected MPs with criminal cases pending against them. Here is a summary of the new Lok Sabha:

● Affidavits available against MPs:	633
● MPs with criminal charges:	150
● MPs with serious criminal charges:	72
● Total criminal cases against MPs:	412
● Total serious IPC Sections against MPs:	213

MPs facing criminal charges, 75 being those facing serious charges. The increase has been calculated on the basis of the affidavits that were filed by the MPs at the time of filing their nomination papers. According to NEW, it is as high as 14% from Gujarat who has the maximum number of charges against him (35). Of these, five cases are of a serious nature. In the list of MPs facing serious charges, Gujarat has the dubious distinction of having four in the top 10. Uttar Pradesh follows with three MPs facing serious criminal cases in 2004. Bihar has two in 2004. Kerala has one.

Make an informed choice in polls: Aamir

Meena Iyer | TNN

Mumbai: Actor and film-maker Aamir Khan, who is also the face of TOI's Lead India campaign, is lending support to an NGO called ADR (Association for Democratic Reforms).

Khan got in touch with the people who started the NGO, including IIM Bangalore's dean Trilochan Shastri and its director Pankaj. "ADR aims to create awareness on the elections across the country," says Khan.

ADR is responsible for collecting information from the election com-

ciation for Democra



MAKING A POINT: Actor Aamir Khan addresses the media in Mumbai

er to go out and cast their vote," he says. "This has to change; not only should we be known the world over as the biggest democracy, we should also aim at being the best democracy."

Khan's got his company Aamir Khan Productions to make three public service films, funded out of his pocket.

The first shows a woman haggling over vegetables, with the message that people invest even lesser time in choosing our candidates than they do choosing vegetables; the second talks of how people invest so much time searching for a good school for their daughters, but

not to go out and cast their vote," he says. "This has to change; not only should we be known the world over as the biggest democracy, we should also aim at being the best democracy."

"I'm requesting media houses to own this film. In other words, to air it free-of-cost because this campaign belongs to anyone who feels for his country and wants the positive message to go across. Who you vote for is your prerogative; ADR or I are not telling you who to choose," says Khan.

"But we'd definitely like you to make an informed choice. You can go to the website and find out details about the candidates in your constituency; their strengths and weaknesses. You can also call 1800 toll-free number or SMS 50770

At 131 crore, Jindal richest candidate in 'rich' Haryana



Advani's assets worth over Rs 3.5 cr

Gandhinagar. The BJP's prime ministerial candidate L K Advani Wednesday declared that his and his family's assets are over Rs 3.5 crores, including two flats in Gurgaon and a house here. In his affidavit before the district election officer, the saffron leader declared that his two flats in Gurgaon are worth Rs 92.5 lakhs each, while his house in Gandhinagar is valued at Rs 50 lakhs. He has deposits of Rs 67.56 lakh, while his wife has deposits of Rs 36.56 lakh. The BJP leader also has jewellery worth Rs 16 lakh which he jointly owns with his wife. PTI

An online initiative for you to join in governance

A step beyond providing accessible information to citizens

Sruthi Krishnan

CHENNAI: At the Humanities Department of IIT-Madras, there is a door with a metal mesh to keep the friendly monkeys from paying a visit.

The door leads to a room where associate professor P. Sudarshan reviews information collated by students on all

- Election Watch plans to have scorecard for MPs
- Idea is to look at larger picture of accountability and governance

'Bahubalis' muscle in on battle for ballots

Way to big money? An LS stint

From '04 To '09, MPs Register Assets Growth Between 100% And 9,100%

By N. S. Srinivasan

New Delhi: Since last political session, when the Lok Sabha opened its doors, there has been a significant increase in the assets of MPs. An analysis of affidavits of all 543 MPs shows that the average growth in assets between 2004 and 2009 is 1,100 per cent. The growth in assets is more pronounced in the case of MPs who have been in the Lok Sabha for more than one term. The average growth in assets for such MPs is 1,100 per cent, while for those who have been in the Lok Sabha for the first time, the growth is 43 per cent.

MONEY MATTERS

An analysis of affidavits of all 543 MPs submitting the 2009 Lok Sabha election shows that more than half of them saw their assets grow between 100% and 9,100% between the 2004 polls and now.

GAINERS

Mahesh Kumar (BSP)	9,100
CH Wajalekar (BSP)	6,500
Sachin Pilot (Cong)	1,700
B Varadachari (Cong)	1,100
Sonia Gandhi (Cong)	60
Rajiv Gandhi (Cong)	414
Senshu Singh (Cong)	377
L. Rajaram (Cong)	43
Jyoti Basu (Cong)	430
Indra Kumar Singh (Cong)	214
Kapil Sibal (Cong)	101
Pranab Mukherjee (Cong)	77

LOSERS

S. Karan Singh (BSP)	-80
Prakash Kumar (BSP)	-66
Manoj Kumar (BSP)	-9
Rajendra Kumar (BSP)	-40
Murali Kumar (BSP)	-33

their party president, the BJP's L K Advani, has seen his assets grow by more than 700%. The average growth in assets for all MPs is 1,100 per cent. The growth in assets is more pronounced in the case of MPs who have been in the Lok Sabha for more than one term. The average growth in assets for such MPs is 1,100 per cent, while for those who have been in the Lok Sabha for the first time, the growth is 43 per cent.

Animals. Bahubalis are social musclemen with feudal roots. In rural Bihar, they represent the face of Indian society. They can mobilise as well as terrorise. They prevent voting and even elections cancelled through them. Other regions that produced such dons are Bengal, Maharashtra and the north-east.

Among the BSP's candidates, Dhananjay Singh, accused of four murders. He is

killed over 50 people, is contesting from Mirzapur on Indian Justice Party ticket.

In West Bengal, Congress 'bahubali' Adhir Ranjan Chowdhary is in the fray from Berhampore. He was acquitted in a double murder case but some cases are still pending. In Bihar, JD(U) has given LS ticket to a criminal-turned-politician Vijay Kumar Shukla alias Munna. He was also convicted in the sensational murder of Gopalganj DM G Krishniah, but acquitted by

PRIME DE CRIME

Mukhtar Ansari
Prime accused in the murder of BJP MLA Krishnanand Rai Party (BSP, Seat) Varanasi

A Report by ADR

The Lok Sabha 2009 Elections- An introduction

This volume is a collection of reports of Election Watches conducted in all 28 States and 7 Union Territories during the Lok Sabha 2009 elections in India. The Lok Sabha Elections were held in the months of April & May 2009 in five phases. In a meeting held in Delhi prior to these elections, it was decided to formally launch a campaign called National Election Watch (NEW) for bringing together all the state election watch groups. National Election Watch is now a nationwide campaign comprising of more than 1200 organizations working on electoral reforms and improving democracy and governance in India. During Lok Sabha elections while some states had existing and well-established groups which took on the responsibility of conducting Election Watches, in some of the states individual groups or networks of groups came together for this purpose for the first time. A representative list of the Election Watch groups in different states and their contact information is given at the end of the book.

A number of workshops/ press conferences were conducted in almost all states during Lok Sabha 2009 elections. Election Watch Groups in some of the states also undertook a number of other activities such as -

- organizing common platforms where candidates were invited to come and interact with the voters,
- voter awareness campaigns,
- looking out for violations of the Model Code of Conduct during the campaign.
- monitoring of election campaign expenditure by candidates, and
- electoral roll verification and correction.

The efforts of Election commission in making available the affidavits of contestants to the public were encouraging. Orders were given by the Election Commission to make available affidavits within 24 hours of nomination. These were uploaded on state CEO websites and were made available in hard and soft copies in a number of states. Hence during the Lok Sabha 2009 elections, the process of accessing affidavits was far smoother than earlier.

During these elections, to reach masses it was decided to effectively use Information Technology for data dissemination, data collation, generation of requisite information and data analysis. The Election Watch groups in all the States and Union Territories collected copies of affidavits filed by the candidates with their nomination forms; summarised, collated, analysed the information contained in the affidavits; and disseminated that information in a variety of ways.

These elections were important because it was for the first time that criminal and financial information was available from the affidavits of contestants for two consecutive Lok Sabha elections. This made possible the comparative analysis of pending criminal cases and asset declarations of recontesting candidates for the first time for Lok Sabha Elections. To do the above in an efficient and time bound manner, an online tool was developed. It turned out to be a huge success in terms of minimizing errors and ensuring easy access to information in user friendly format. 14 state teams and 5 central teams worked to enter the information from the affidavits into the tool. Another important component of this entire exercise was to make sure that the information collated from the affidavits was made available to the people on time to ensure deliberations and discussions. More than 70% affidavits were available for public scrutiny at least 4 days before the elections.

A number of steps were taken for wide dissemination of data. These included setting up of new websites and initiating SMS and helpline campaigns among others. Easy to remember websites were built to

provide user friendly simple information for all contesting candidates from all constituencies. Our websites www.nationalelectionwatch.org and <http://myneta.info> were updated with live information of the contesting candidates in each phase of Lok Sabha polls. In fact the site <http://myneta.info> had more than a million hits starting from zero during the Lok Sabha elections and quickly reached into top 10,000 sites with respect to hits during these elections.

Latest SMS technologies were used to run a country wide SMS campaign to provide criminal, financial and educational details of all contesting candidates from their constituency via SMS to the users. The number of users who utilized these services reached more than a lakh during the campaign. A Helpline campaign was also initiated wherein, we started a nationwide toll free helpline where information (criminal, financial and educational) given by candidates in their affidavits was provided to the callers. It ran as a full-fledged call center during Lok Sabha elections. Using a total of about 25 lines, between Delhi, Mumbai and other states, we answered about 1000 calls a day during the entire election period.

For all our initiatives we also got great support from the various media organizations. All our press releases were extensively covered by the media of all types - print, web, radio etc. This led to deliberations and discussions and leaders of political parties were questioned on issues of criminalisation and misuse of money based on our reports all over the country. ADR and its network partners were also part of various panel discussions and debates on large number of TV channels.

An overall summary of the coverage of the Election Watches is given in the Table 1, and a summary of the findings of the Election Watches is given in Table 2.

Table 1: Coverage by Election Watches

	Total	Covered in Election Watches	% Covered in Election Watches
Number of States	28	28	100%
Number of Union Territories	7	7	100%
Number of Constituencies in all the States and UTs covered	543	543	100%
Number of Candidates in all the States and UTs covered	8070	7810	96.77%

Table 2: Findings of Election Watches

	Number	%
Candidates with pending criminal cases	1158	15 %*
Candidates with assets of more than Rs. 1 crore	1249	16 %
Candidates with "Nil" Assets	244	3%
Candidates with liabilities of more than Rs. 5 lakhs	1056	14%
Candidates without PAN	4863	62%

* Percentage calculated with "No. of Candidates Covered (7810)" as the denominator

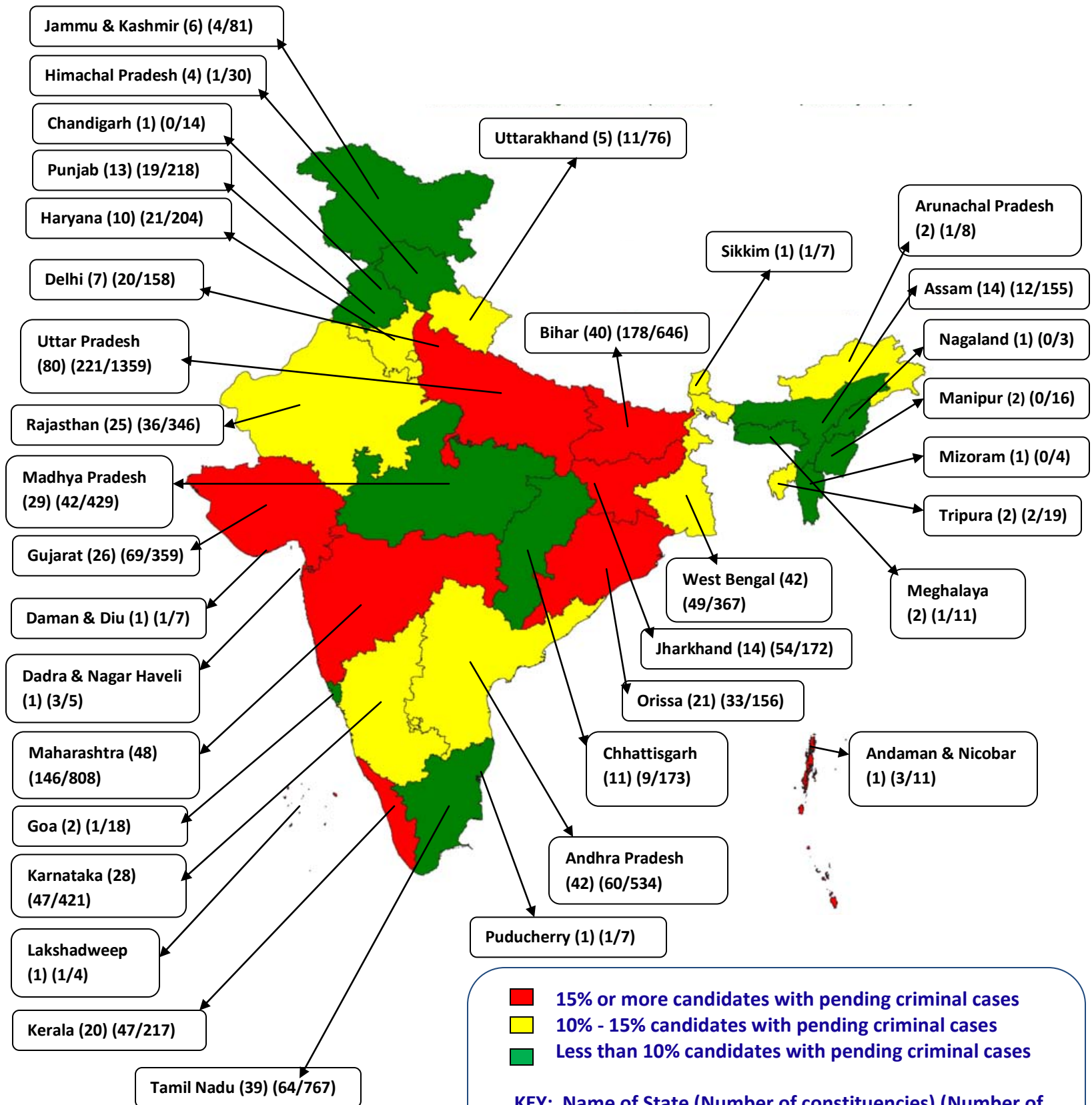
The State-wise summary of the data contained in this volume is summarised in the Table 3 below. Summary of coverage is also shown in the map given below.

It is hoped that the information contained in this volume will be of interest and use to everyone who has an interest and a stake in the improvement of democracy and governance in the country.

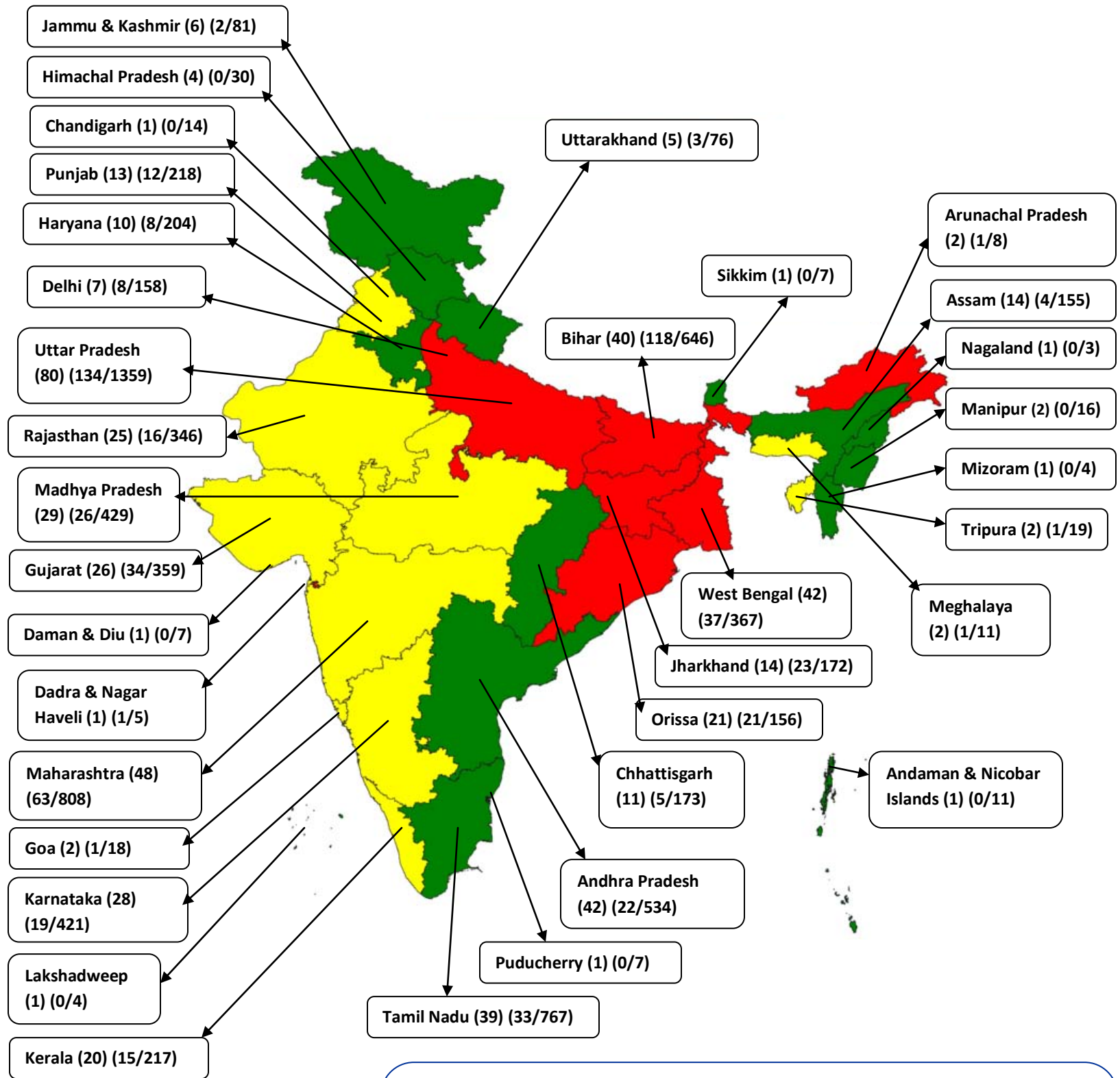
S No.	Name of State/ Union Territory	Total Constituencies	No. of Candidates			Candidates with pending criminal cases		Candidates with assets more than Rs. 1 crore		Candidates with NIL assets		Candidates with No PAN	
			Total	Covered	%	Count	%*	Count	%*	Count	%*	Count	%*
STATES													
1	Uttar Pradesh	80	1368	1359	99%	221	16%	241	18%	12	1%	902	66%
2	Maharashtra	48	819	808	99%	146	18%	138	17%	45	6%	463	57%
3	Andhra Pradesh	42	569	534	94%	60	11%	122	23%	61	11%	309	58%
4	West Bengal	42	368	367	100%	49	13%	36	10%	11	3%	181	49%
5	Bihar	40	672	646	96%	178	28%	78	12%	5	1%	410	63%
6	Tamil Nadu	39	823	767	93%	64	8%	94	12%	40	5%	558	73%
7	Madhya Pradesh	29	429	429	100%	42	10%	43	10%	9	2%	327	76%
8	Karnataka	28	427	421	99%	47	11%	94	22%	26	6%	260	62%
9	Gujarat	26	359	359	100%	69	19%	47	13%	4	1%	204	57%
10	Rajasthan	25	346	346	100%	36	10%	56	16%	1	0%	185	53%
11	Orissa	21	157	156	99%	33	21%	27	17%	6	4%	83	53%
12	Kerala	20	217	217	100%	47	22%	19	9%	5	2%	180	83%
13	Assam	14	158	155	98%	12	8%	14	9%	1	1%	75	48%
14	Jharkhand	14	249	172	69%	54	31%	20	12%	0	0%	91	53%
15	Punjab	13	218	218	100%	19	9%	49	22%	2	1%	126	58%
16	Chhattisgarh	11	178	173	97%	9	5%	8	5%	4	2%	138	80%
17	Haryana	10	210	204	97%	21	10%	61	30%	2	1%	124	61%
18	Jammu & Kashmir	6	81	81	100%	4	5%	14	17%	4	5%	58	72%
19	Uttarakhand	5	76	76	100%	11	14%	12	16%	0	0%	45	59%
20	Himachal Pradesh	4	31	30	97%	1	3%	9	30%	0	0%	10	33%
21	Goa	2	18	18	100%	1	6%	6	33%	1	6%	4	22%
22	Arunachal Pradesh	2	8	8	100%	1	13%	4	50%	0	0%	6	75%
23	Tripura	2	19	19	100%	2	11%	0	0%	1	5%	12	63%

S No.	Name of State/ Union Territory	Total Constituencies	No. of Candidates			Candidates with pending criminal cases		Candidates with assets more than Rs. 1 crore		Candidates with NIL assets		Candidates with No PAN	
			Total	Covered	%	Count	%*	Count	%*	Count	%*	Count	%*
24	Manipur	2	16	16	100%	0	0%	0	0%	1	6%	11	69%
25	Meghalaya	2	11	11	100%	1	9%	4	36%	0	0%	9	82%
26	Sikkim	1	7	7	100%	1	14%	4	57%	0	0%	6	86%
27	Nagaland	1	3	3	100%	0	0%	1	33%	0	0%	3	100%
28	Mizoram	1	4	4	100%	0	0%	0	0%	0	0%	4	100%
Total for states		530	7841	7604	97%	1129	15%	1201	16%	241	3%	4784	63%
UNION TERRITORIES													
1	Andaman & Nicobar	1	11	11	100%	3	27%	0	0%	0	0%	2	18%
2	Dadra & Nagar Haveli	1	5	5	100%	3	60%	2	40%	0	0%	2	40%
3	Daman & Diu	1	7	7	100%	1	14%	3	43%	0	0%	1	14%
4	Chandigarh	1	14	14	100%	0	0%	7	50%	0	0%	3	21%
5	Lakshadweep	1	4	4	100%	1	25%	2	50%	0	0%	1	25%
6	Puducherry	1	28	7	25%	1	14%	1	14%	0	0%	4	57%
7	NCT of Delhi	7	160	158	99%	20	13%	33	21%	3	2%	66	42%
Total for UT's		13	229	206	90%	29	13%	48	21%	3	1%	79	34%
GRAND TOTAL for States and Union Territories		543	8070	7810	97%	1158	15%	1249	16%	244	3%	4863	62%

Candidates with pending criminal cases



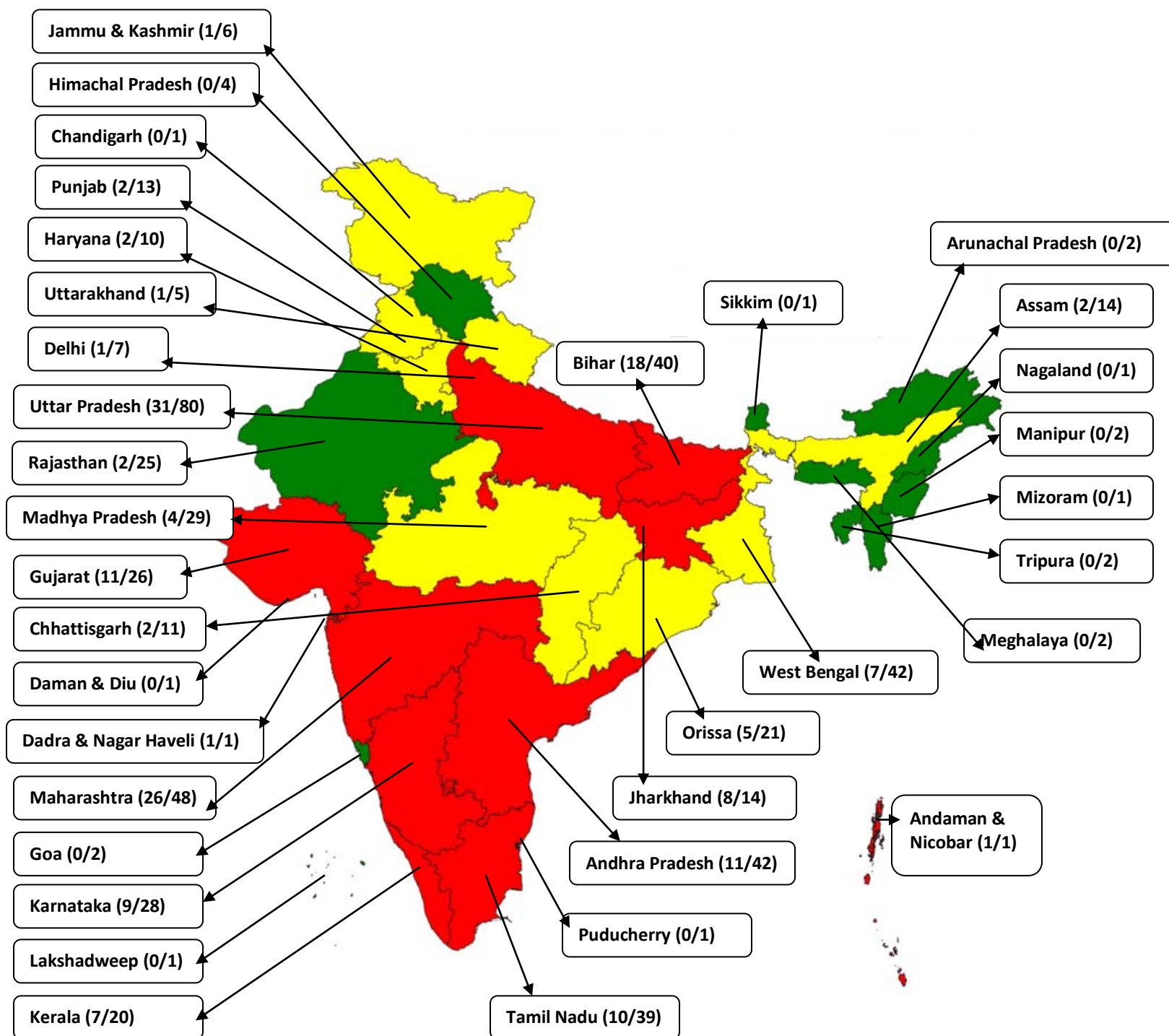
Candidates with pending serious criminal cases



■ 10% of more candidates with serious pending criminal cases
■ 5% - 10% candidates with serious pending criminal cases
■ Less than 5% candidates with serious pending criminal cases

KEY: Name of State (Number of Constituencies) (Number of candidates with pending criminal cases / Total number of analyzed candidates)

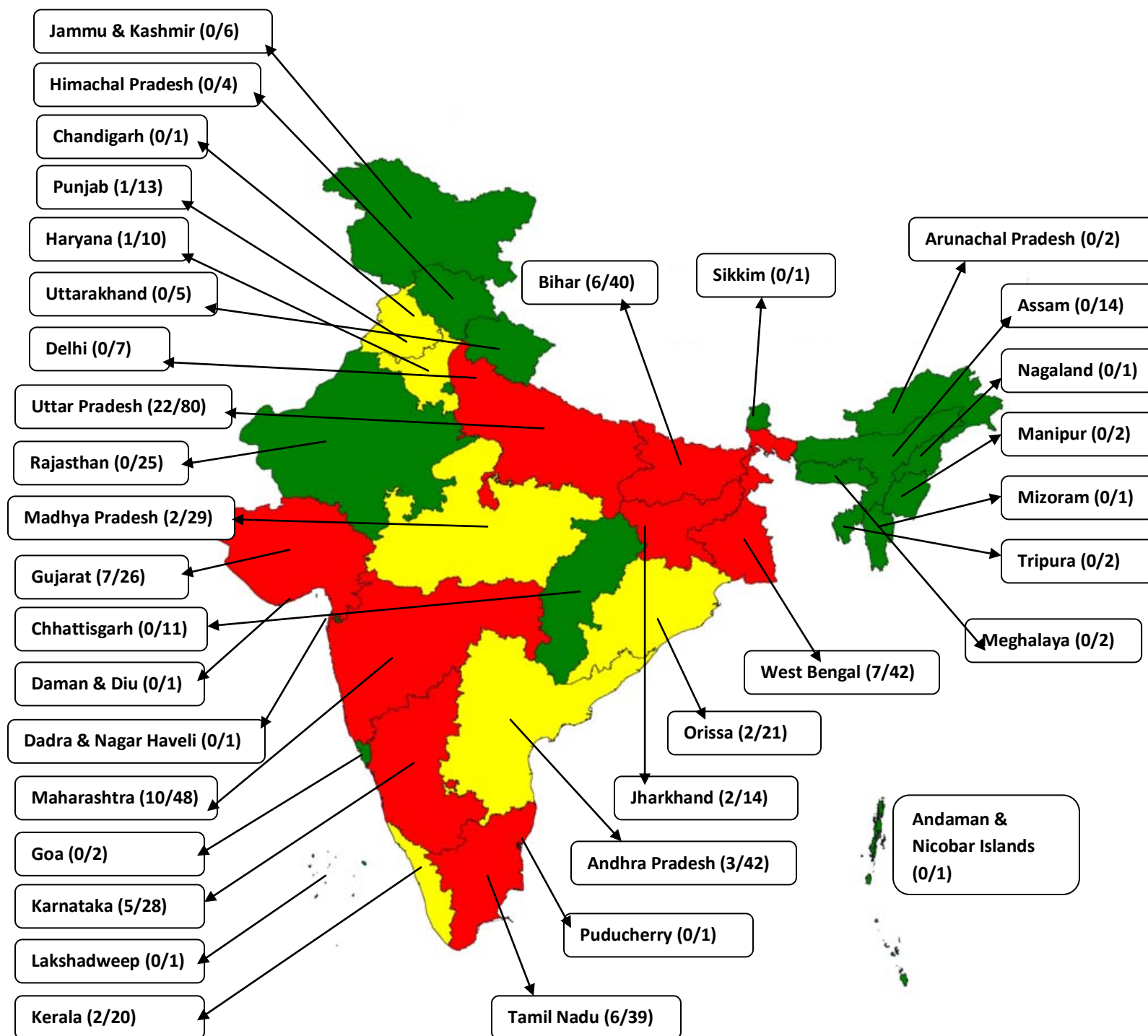
MPs with pending criminal cases



- More than 25% MPs with pending criminal cases
- 10% - 25% MPs with pending criminal cases
- Less than 10% MPs pending criminal cases

KEY: Name of State (Number of MPs with pending criminal cases/ Total number of MPs)

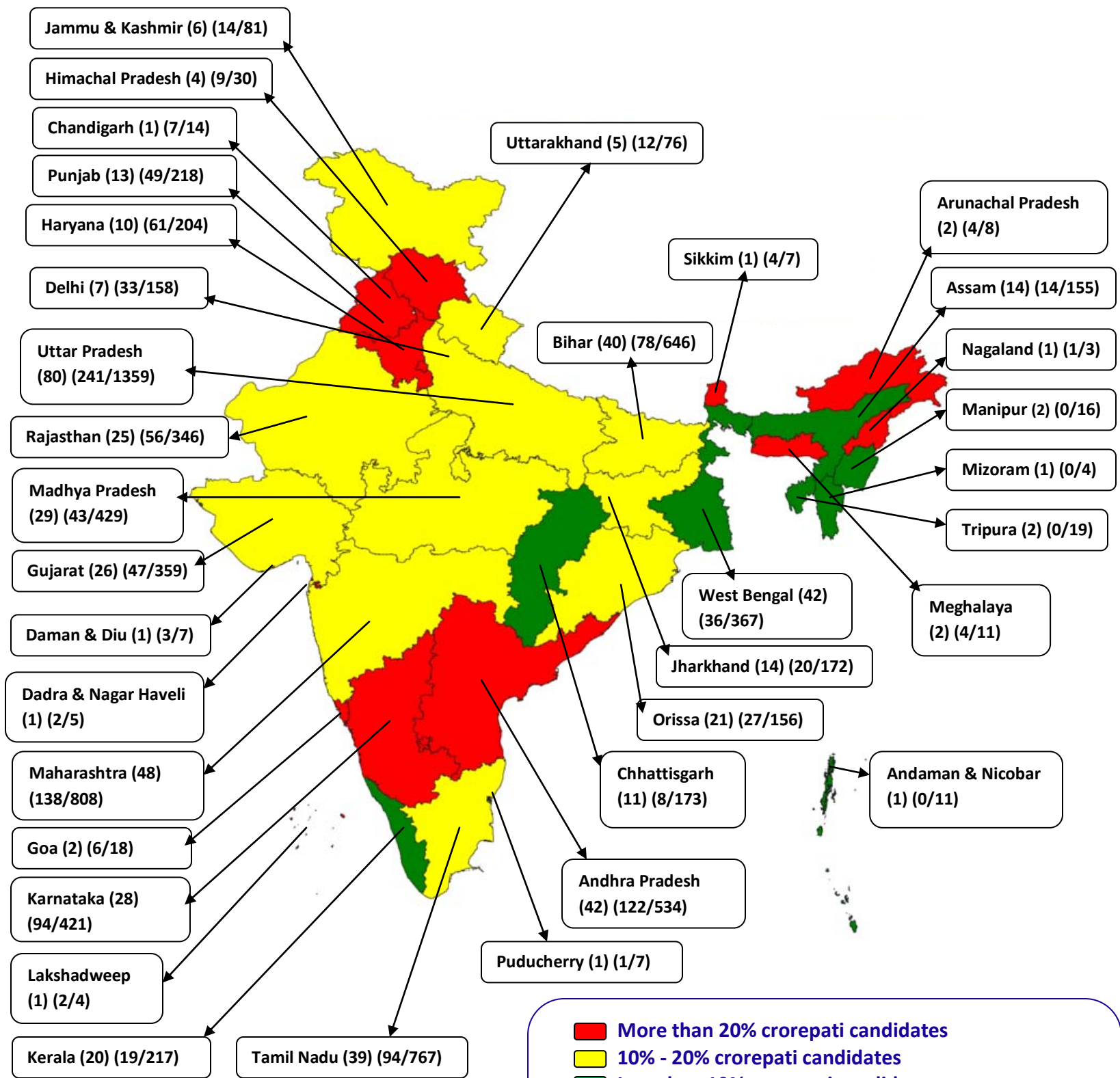
MPs with pending serious criminal cases



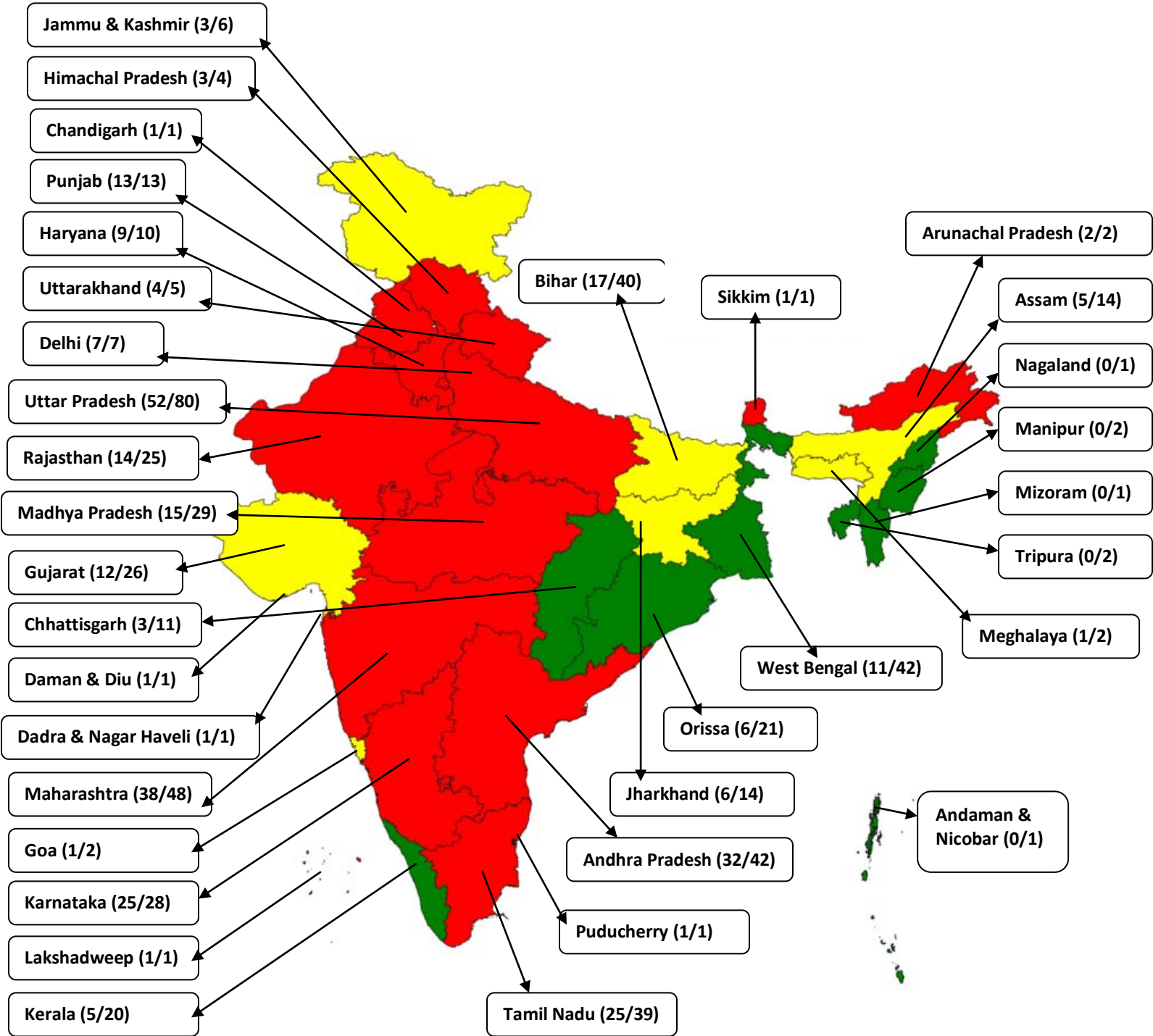
- 10% of more MPs with serious pending criminal cases
- 5% - 10% MPs with serious pending criminal cases
- Less than 5% MPs with serious pending criminal cases

KEY: Name of State (Number of MPs with pending criminal cases/ Total number of MPs)

Crorepati Candidates



Crorepati MPs



- More than 50% crorepati MPs
- 30% - 50% crorepati MPs
- Less than 30% crorepati MPs

KEY: Name of State (Number of crorepati MPs / Total number of MPs)

**National level
analysis for
Lok Sabha 2009 Elections**

CONTENTS

Executive summary for candidates and MPs	21
Voting and winning trend	23
Voting analysis	23
Comparison candidates & MPs – Lok Sabha 2004 & Lok Sabha 2009	26
Analysis based on pending criminal cases.....	27
Analysis based on pending criminal cases- for candidates	27
Party wise break up for candidates with pending criminal cases	27
Violent crimes distribution – for candidates of major parties	29
Pending criminal cases- Lok Sabha 2004 vs Lok Sabha 2009- Candidates.....	34
Top 20 candidates with pending criminal cases.....	34
Analysis based on pending criminal cases- for MPs.....	38
Party wise break up for MPs with pending criminal cases.....	40
MPs with pending criminal cases- state wise	42
Party wise comparison for MPs with pending criminal cases- LS 2004 vs. LS 2009 -	43
Tainted constituency analysis.....	47
Top 20 MPs with most serious pending criminal cases	49
Analysis based on assets.....	51
Analysis based on assets – for candidates	51
Average assets for candidates – Party wise & State wise	52
Top 20 crorepati candidates	55
Analysis based on assets- for MPs.....	56
Chances of winning based on assets.....	57
Crorepati MPs- Party wise & State wise	57
Average assets per MP for major parties	59
Average assets per MP from various states	61
Asset position in constituency among candidates and chances of winning.....	63
Crorepati MPs – PAN not given	63
Details of top 20 MPs based on maximum assets.....	65
Female representation in Lok Sabha 2009 elections	66

Lok Sabha Elections 2009

Lok Sabha 2009 elections were held in five phases from April 16, 2009 to May 13, 2009. This chapter includes the analysis of voting trend, criminalization, money power, gender etc in these elections. Information provided by ECI and details from the affidavits filed by contested candidates have been used for all analysis.

Growth of political parties

In Lok Sabha 2004, 215 parties contested elections which rose to 368 in Lok Sabha 2009 elections. This reflects a rise of 71% in the number of parties from Lok Sabha 2004 elections to Lok Sabha 2009 elections.

In Lok Sabha 2004, out of 215 parties that contested 38 parties were able to send one or more MP to Lok Sabha. Contrasting this with Lok Sabha 2009, out of 368 parties that contested 37 parties were able to send one or more MP to Lok Sabha.

Growth in number of candidates

A total of 8070 candidates contested Lok Sabha 2009 elections as compared to 5435 candidates in Lok Sabha 2004. This shows a growth of 48% in number of candidates contesting in 2009.

Executive summary for candidates and MPs

Summary for candidates

- Affidavits of 7810 candidates out of 8070 candidates who contested Lok Sabha 2009 elections were analyzed by National Election Watch (NEW).
- Out of these 7810 candidates, 1158 candidates or 15% declared pending criminal cases against them. INC had 117 such candidates out of 438 (26.71%), BJP had 116 out of 428 (27.10%), BSP had 107 out of 493 (21.70%), SP had 55 out of 192 (28.65%), NCP had 20 out of 68 (29.41%), CPM had 20 out of 81 (24.69%), SHS had 16 out of 46 (34.78%), ADMK had 9 out of 21 (42.86%), TDP had 9 out of 31 (29%) and AITC had 7 out of 33 (21.21) candidates with pending criminal cases.
- Out of these 1158 candidates with pending criminal cases, 608 had pending serious criminal cases like murder, attempt to murder, kidnapping, robbery, extortion etc. pending against them. BSP had 62, INC had 52, BJP had 49, SP had 35, NCP had 8, CPM had 10, SHS and ADMK had 6 each and AITC had 5 candidates with pending serious criminal cases against them.
- There were 1551 candidates of four main parties (INC, BJP, BSP & SP) and out of these 1551 candidates 395 (25.46%) had pending criminal cases against them. Comparing this to Lok Sabha 2004 elections, there were 1252 candidates of these four major parties- INC, BJP, BSP and SP. Out of these 1252 candidates of four major political parties, 218 (17.41%) had pending criminal cases against them.
- There were 2108 IPC charges of heinous nature on the 1158 candidates with pending criminal cases which included murder, attempt to murder, kidnapping, extortion, etc.
- There were a total of 196 red alert constituencies where 3 or more contesting candidates had pending criminal cases. Muzaffarpur constituency in Bihar had 10 candidates with pending criminal cases followed by Khagaria constituency in Bihar which had 9 candidates with pending criminal cases.
- A total of 1249 candidates out of 7810 i.e. 16% were crorepatis. Among major parties, 275 candidates out of 438 (63%) of INC and 180 candidates out of 428 of BJP (42%) were crorepatis.
- A total of 244 candidates declared zero assets.

- A total of 1056 candidates declared liabilities of Rs 5 lakhs and above.
- Among major parties, the average asset per candidate for INC was Rs. 4.87 crores and for BJP was Rs 2.44 crores.
- A total of 62% of candidates (4863 of 7810) had not furnished their PAN card details.
- Number of women candidates was just 556 (7%) as compared to 7514 of men (93%) candidates.
- More than 43% candidates (3383 of 7810) were graduates & above.
- None of the parties managed to get votes anywhere near 50%. The highest votes cast were approx 29% for INC which was about 17% of the total registered voters. It was followed by BJP with 19% of the votes cast which was about 11% of the total registered voters.

Summary for MPs

- Of the 608 candidates with the most serious criminal cases against them, only 76 won. The remaining 532 were rejected by the voters.
- Out of 543 new MPs, 162 (30%) have pending criminal cases against them. Comparing this to Lok Sabha 2004, affidavits were available for 536 MPs out of which 128 (24%) had pending criminal cases against them.
- Out of these 162 MPs with pending criminal cases, there are pending serious criminal cases against 76 MPs (14%). Contrasting this with Lok Sabha 2004, there were 128 MPs with pending criminal cases out of which 58 MPs (11 %) had serious pending criminal cases.
- Out of 162 MPs with pending criminal cases in Lok Sabha 2009, 44 each are of BJP and INC. There are 9 MPs of SP, 6 of BSP, 8 of JD (U), 4 each of AITC, DMK, BJD, NCP and ADMK with pending criminal cases.
- As the number of MPs with pending criminal cases has increased from 128 in Lok Sabha 2004 to 162 in Lok Sabha 2009, so has the number of total criminal cases pending against MPs from 430 in Lok Sabha 2004 to 522 in Lok Sabha 2009.
- The number of total serious IPC sections against MPs has decreased from 296 in Lok Sabha 2004 to 274 in Lok Sabha 2009.
- The number of crorepati MPs has increased from 156 in Lok Sabha 2004 to 315 in Lok Sabha 2009.
- Out of 315 crorepati MPs in Lok Sabha 2009, 146 are of INC, 59 are of BJP, 14 are of SP, 13 each are of BSP and DMK, 9 of SHS, 8 of JD (U) and 7 of AITC.
- Among major parties, the average asset per MP for INC is Rs. 5.9 crores and for BJP is Rs 3.4 crores.
- Average asset for a MP in the country is Rs 4.5 crores. For calculating this average, assets of three MPs having assets more than hundred crores have been excluded.
- Out of 543 MPs, 84 have not declared their PAN details.
- Out of 556 women candidates, only 59 managed to win. Hence only 11% of MPs in current Lok Sabha are women.

Voting and winning trend

Voting analysis

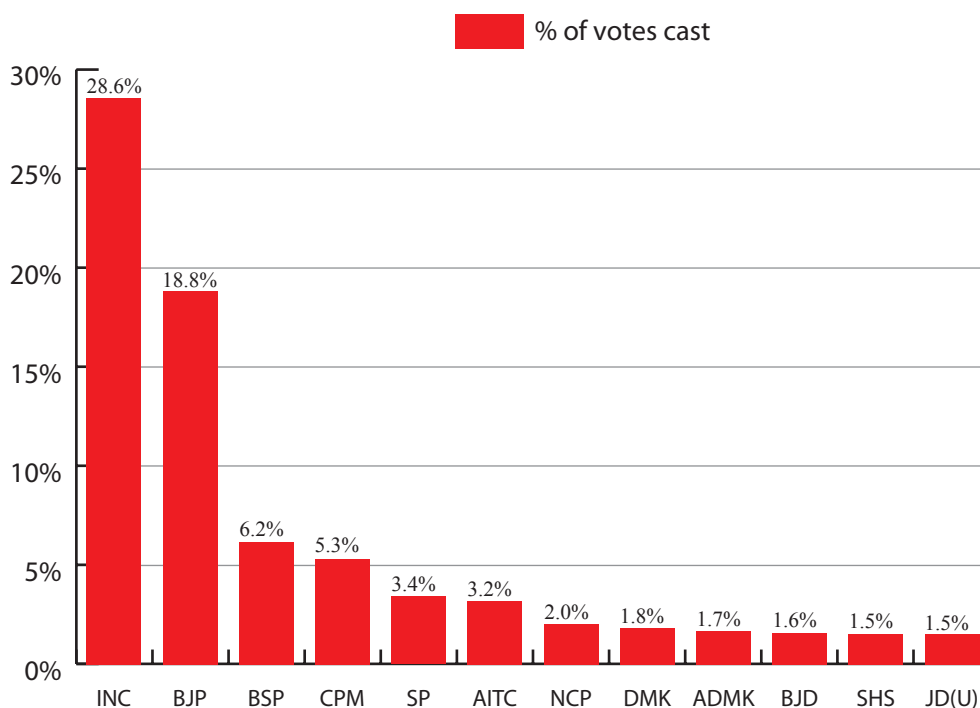
The % of votes polled for major parties clearly show that none of them got anywhere close to the 50% mark. Total voting in the country was 58%. INC managed approx 29 % of the votes cast which was about 17% of the registered voters. BJP managed just 19% votes or 11% registered voters. The total electorate in the country was 71,37,76,525 and the total votes cast were 41,71,58,432.

Further break-up is given in the table

Table: % of votes polled

Party	Total votes cast for the party	% of votes cast	% of total registered voters
INC	119,110,855	28.55%	16.69%
BJP	78,435,538	18.80%	10.99%
BSP	25,728,903	6.17%	3.60%
CPM	22,219,489	5.33%	3.11%
SP	14,284,638	3.42%	2.00%
AITC	13,355,986	3.20%	1.87%
NCP	8,521,349	2.04%	1.19%
DMK	7,625,397	1.83%	1.07%
ADMK	6,953,591	1.67%	0.97%
BJD	6,612,552	1.59%	0.93%
SHS	6,454,850	1.55%	0.90%
JD(U)	6,331,201	1.52%	0.89%
Others	101,524,083	24.34%	14.22%

Figure : % of votes cast



Candidates vs MPs

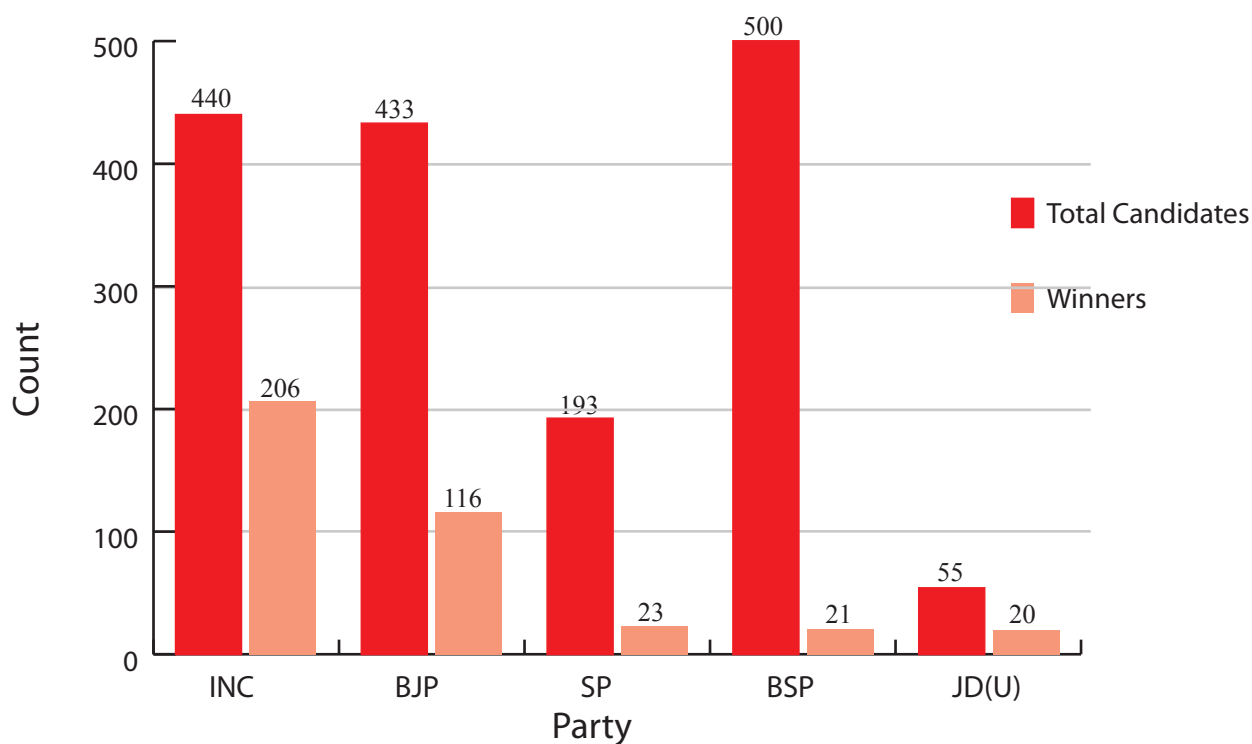
There are 543 constituencies in the country. Maximum number of MPs (206) are from INC followed by 116 of BJP. The breakup of MPs as compared to total candidates from the party are-

Table: Candidates & MPs- Lok Sabha 2009

S No	Party	Total candidates	MPs
1	Indian National Congress(INC)	440	206
2	Bharatiya Janata Party(BJP)	433	116
3	Samajwadi Party(SP)	193	23
4	Bahujan Samaj Party(BSP)	500	21
5	Janata Dal (United) (JD(U))	55	20
6	All India Trinamool Congress(AITC)	35	19
7	Dravida Munnetra Kazhagam(DMK)	22	18
8	Communist Party of India (Marxist) (CPM)	82	16
9	Biju Janata Dal(BJD)	18	14
10	Shivsena(SHS)	47	11
11	All India Anna Dravida Munnetra Kazhagam(ADMK)	23	9
12	Independent(IND)	3829	9
13	Nationalist Congress Party(NCP)	68	9
14	Telugu Desam Party(TDP)	31	6
15	Rashtriya Lok Dal(RLD)	9	5
16	Communist Party of India (CPI)	56	4
17	Rashtriya Janata Dal(RJD)	44	4
18	Shiromani Akali Dal(SAD)	10	4
19	Janata Dal (Secular)(JD(S))	33	3
20	Jammu & Kashmir National Conference(JKN)	3	3
21	All India Forward Bloc (AIFB)	21	2
22	Jharkhand Mukti Morcha(JMM)	42	2
23	Muslim League Kerala State Committee(MUL)	17	2
24	Rashtriya Samaj Paksha(RSP)	33	2
25	Telangana Rashtra Samithi(TRS)	9	2
26	Asom Gana Parishad(AGP)	6	1
27	All India Majlis-E-Itehadul Muslimeen(AIMIM)	1	1
28	Assam United Democratic Front(AUDF)	25	1

S No	Party	Total candidates	MPs
29	Bodaland Peoples Front(BPF)	2	1
30	Bahujan Vikas Aaghadi(BVA)	1	1
31	Haryana Janhit Congress (BL)(HJCBL)	10	1
32	Jharkhand Vikas Morcha (Prajanatrik) (JVM)	16	1
33	Kerala Congress (M)(KC(M))	1	1
34	Marumalarchi Dravida Munnetra Kazhagam(MDMK)	4	1
35	Nagaland Peoples Front(NPF)	1	1
36	Sikkim Democratic Front(SDF)	1	1
37	Swabhimani Paksha(SWP)	1	1
38	Viduthalai Chiruthaigal Katch(VCK)	3	1
	Total	-	543

Table: Candidates vs MPs- for top 5 parties



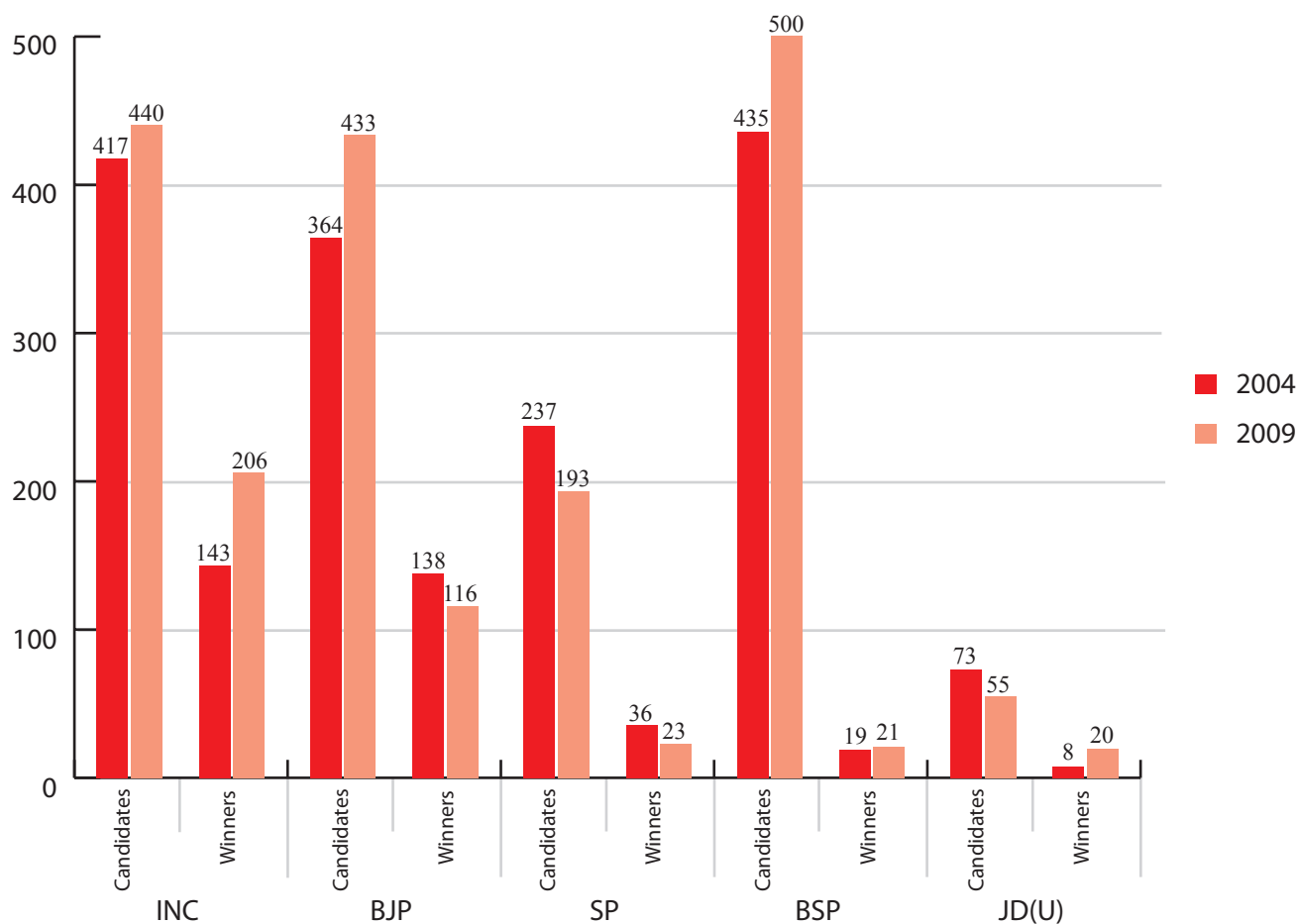
Comparison candidates & MPs – Lok Sabha 2004 & Lok Sabha 2009

Given table is the comparison of the number of the candidates and the MPs of major parties. The comparison shows that the number of MPs have increased for INC, BSP, JD(U), AITC, DMK, BJD, ADMK from Lok Sabha 2004 to Lok Sabha 2009. For BJP, SP, CPM and SHS the number of MPs decreased in Lok Sabha 2009 as compared to Lok Sabha 2004.

Table: Comparison— Candidates & MPs- Lok Sabha 2004 & Lok Sabha 2009

Party	Lok Sabha 2004		Lok Sabha 2009	
	Total candidates	Number of MPs	Total candidates	Number of MPs
INC	417	143	440	206
BJP	364	138	433	116
SP	237	36	193	23
BSP	435	19	500	21
JD(U)	73	8	55	20
AITC	33	2	35	19
DMK	16	14	22	18
CPM	69	43	82	16
BJD	12	11	18	14
SHS	56	12	47	11
NCP	32	9	68	9
ADMK	33	0	23	9

Figure: Comparison— Candidates & MPs of top 5 parties- Lok Sabha 2004 & Lok Sabha 2009



Analysis based on pending criminal cases

Analysis based on pending criminal cases- for candidates

A total of 7810 affidavits were analyzed by National Election Watch (NEW) for Lok Sabha 2009 elections. Out of these 7810 candidates, 1158 candidates or 15% declared pending criminal cases against them. Out of these 1158 candidates with pending criminal cases, 608 had pending serious criminal cases like murder, attempt to murder, kidnapping, robbery, extortion etc.

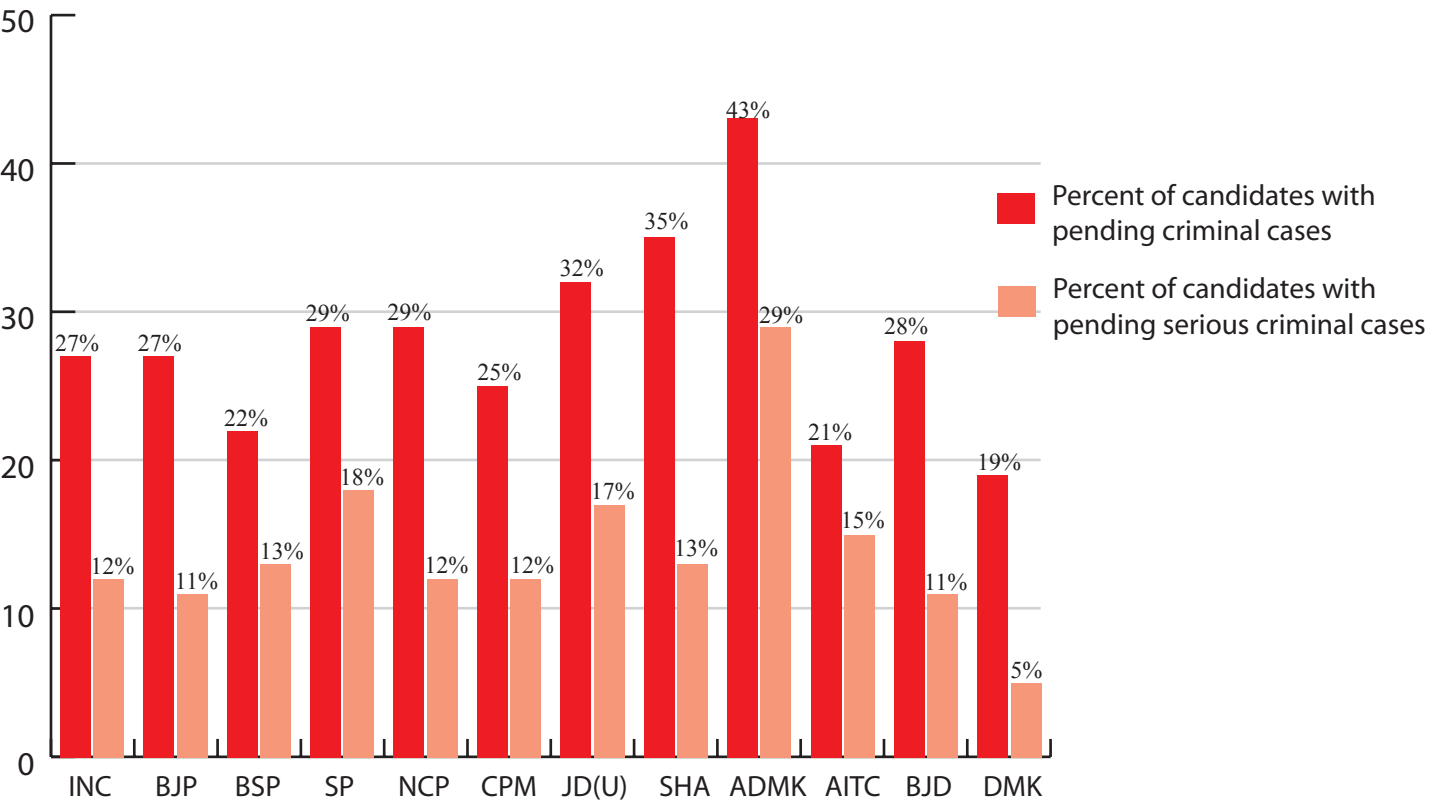
Party wise break up for candidates with pending criminal cases

Total 1158 candidates contesting Lok Sabha 2009 elections had pending criminal cases against them. Out of 438 candidates of INC, 117 (27%) had pending criminal cases, 116 candidates out of 428 (27%) candidates of BJP had pending criminal cases. The party wise break up is given in the table below.

Table: Candidates with pending criminal cases and serious pending criminal cases- party wise break up

Party	Total candidates analysed by NEW	Candidates with pending criminal cases	Percent of candidates with pending criminal cases	Number of candidates with pending serious criminal cases	Percent of candidates with pending serious criminal cases
INC	438	117	27%	52	12%
BJP	428	116	27%	49	11%
BSP	493	107	22%	62	13%
SP	192	55	29%	35	18%
NCP	68	20	29%	8	12%
CPM	81	20	25%	10	12%
JD(U)	53	17	32%	9	17%
SHS	46	16	35%	6	13%
ADMK	21	9	43%	6	29%
AITC	33	7	21%	5	15%
BJD	18	5	28%	2	11%
DMK	21	4	19%	1	5%
other	5918	665	11%	363	6%
Total	7810	1158	15%	608	8%

Figure: Comparison of pending criminal cases and serious pending criminal cases for candidates of main parties



Serious crimes distribution – for candidates of major parties

The table below shows the breakup of serious IPC sections for candidates of major parties. Serious crimes have been distributed in categories of violent crimes, theft related crimes, finance related crimes and other serious crimes.

IPC/ Party	IPC Description	INC	BJP	BSP	SP	JD (U)	CPM	RJD	AD MK	NCP	AITC	SHS	BJD	DMK	Total for 13 largest parties
<i>VIOLENT CRIMES</i>															
300 302 303 304 304A 304B 305 306 308	Murder & related	11	8	19	5	15	2	1	0	1	0	1	0	0	63
307	Attempt to murder	16	8	33	36	7	12	2	3	1	2	1	0	1	122
321 322 323 324 325 326 327 328 329 330 331 332 333 334 335	Voluntarily causing hurt by dangerous weapons or means	8	14	16	15	9	8	0	2	3	4	3	0	0	82
339 340 341 342 343 344 345 346 347 348	Wrongful confinement for three or more days	1	0	1	0	1	1	1	0	0	0	1	0	0	6
359 360 361 362 363 363A 364 364A 365 366 366A 366B 367 368 369	kidnapping	7	1	11	7	8	0	3	0	2	1	0	0	0	40
372 373	Buying or selling minor for prostitution	0	1	0	0	0	0	0	0	0	0	0	0	0	1
375 376	Rape	0	0	1	0	0	0	0	0	0	0	0	0	0	1
Total Violent Crimes		43	32	81	63	40	23	7	5	7	7	6	0	1	315
<i>ROBBERY, EXTORTION, THEFT, CHEATING ETC</i>															
378 379 380 381 382	theft related	9	7	10	5	13	3	4	0	0	4	0	0	0	55

IPC/ Party	IPC Description	INC	BJP	BSP	SP	JD (U)	CPM	RJD	AD MK	NCP	AITC	SHS	BJD	DMK	Total for 13 largest parties
383 384 385 386 387 388 389	extortion	3	2	2	3	0	0	1	0	0	0	0	0	0	11
390 391 392 393 394	robbery related	2	2	7	2	1	0	0	0	1	0	0	0	0	15
395 396 397 398 399 400 401 402	dacoity related	5	4	2	9	1	4	0	0	0	0	0	0	0	25
411 412 413 414 415 416 417 418 419 420	Cheating and dishonesty , stolen property														
Total Theft related crimes		29	31	70	40	25	10	22	13	10	4	0	0	0	254
FINANCIAL FRAUD ETC															
247 254 253	Delivery of coin as genuine, which, when first possess, the deliverer did not know to be altered	2	1	0	0	0	1	0	0	0	0	0	0	0	4
463 465 466 467 468 469 470 471	forgery	18	31	35	40	15	6	32	18	6	0	0	0	0	201
Total Financial crimes		20	32	35	40	15	7	32	18	6	0	0	0	0	205
OTHER SERIOUS CRIMES															
121 121A 122 123 124 124A	Waging or attempting to wage war or concealing with intent to facilitate design to wage war	0	1	0	0	0	2	0	0	0	0	0	0	0	3

IPC/ Party	IPC Description	INC	BJP	BSP	SP	JD (U)	CPM	RJD	AD MK	NCP	AITC	SHS	BJD	DMK	Total for 13 largest parties
153A	Promoting enmity between different groups on grounds of religion, race, place of birth, residence, language, etc., and doing acts prejudicial to maintenance of harmony	3	10	3	3	0	0	0	0	0	0	0	0	0	19
171B 171E	Bribery	2	0	1	0	0	0	0	0	0	0	1	0	0	4
171 C 171D 171F	undue influence or personation at an election	4	0	4	2	1	0	4	0	0	0	0	0	0	15
171G 171H	false state-ments/ Illegal payments in connection with an election	1	2	1	0	0	0	2	0	0	0	0	0	0	6
171 I	failure to keep election accounts	0	1	0	0	0	0	0	0	0	0	0	0	0	1
177	Furnishing false information	1	1	0	0	0	0	0	0	0	0	0	0	0	2
181	False statement on oath or affirmation to public servant or person authorized to administer an oath or affirmation	0	1	0	0	0	0	0	1	0	0	0	0	0	2
293	Sale, etc., of obscene objects to young person	0	0	0	1	0	0	0	0	0	0	0	0	0	1
294	Obscene acts and songs	8	6	11	3	0	0	1	0	2	0	0	2	0	33

IPC/ Party	IPC Description	INC	BJP	BSP	SP	JD (U)	CPM	RJD	AD MK	NCP	AITC	SHS	BJD	DMK	Total for 13 largest parties
295	Injuring or defiling place of worship with intent to insult the religion of any class	0	2	1	1	0	0	0	0	0	0	1	0	0	5
295A	Deliberate and malicious acts, intended to outrage religious feelings or any class by insulting its religion or religious beliefs	0	2	0	0	0	0	0	0	0	0	0	0	0	2
274	Adulteration of drugs	0	0	0	0	0	0	0	0	0	0	0	1	0	1
194	Giving or fabricating false evidence with intent to procure conviction of capital offence	0	1	0	0	0	0	0	0	0	0	0	0	0	1
Total Other Serious crimes		19	27	21	10	1	2	7	1	2	0	2	3	0	95
Grand total for 13 largest parties		111	122	207	153	81	42	68	37	25	11	8	3	1	869

Figure: Serious IPC section break up for candidates of major parties

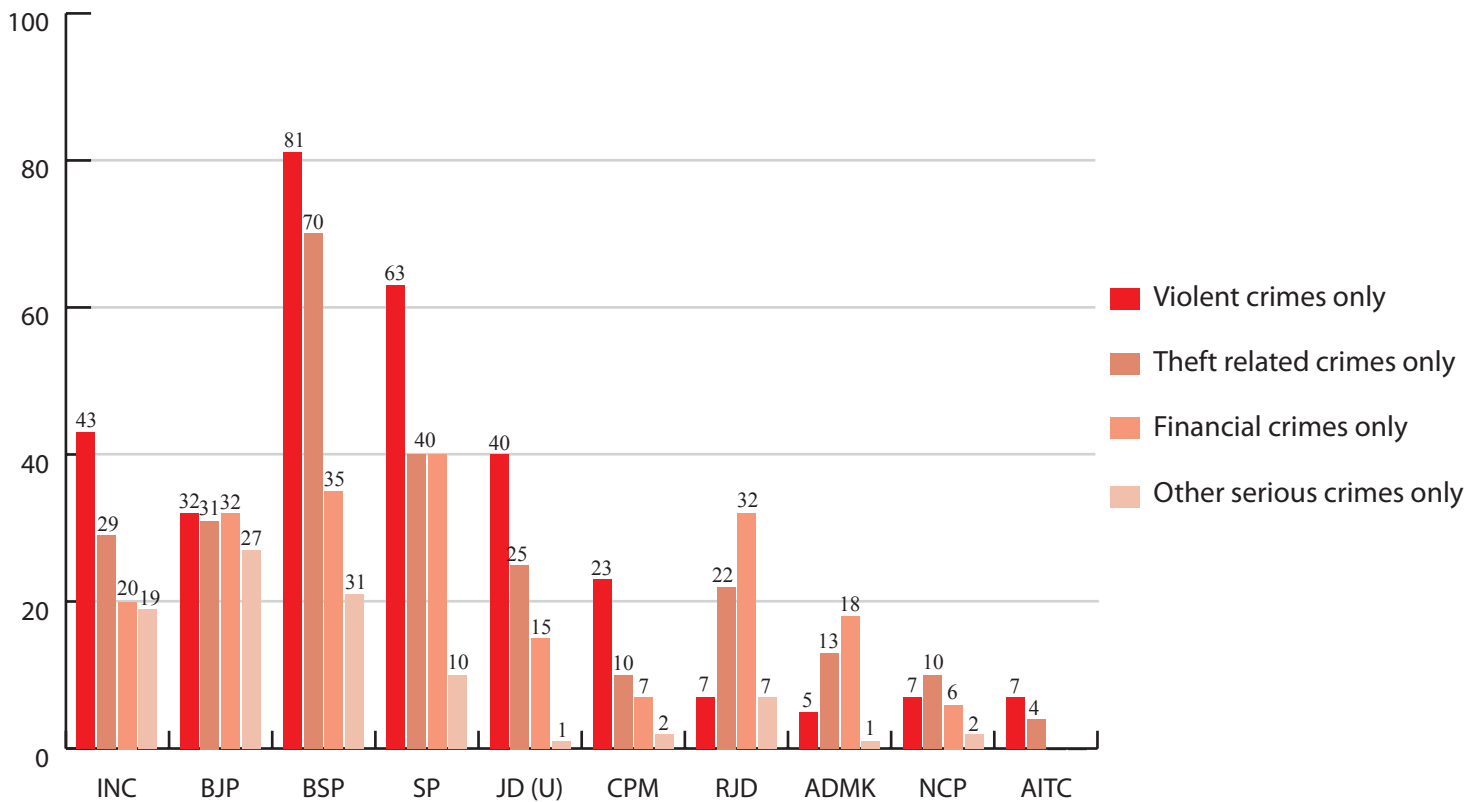
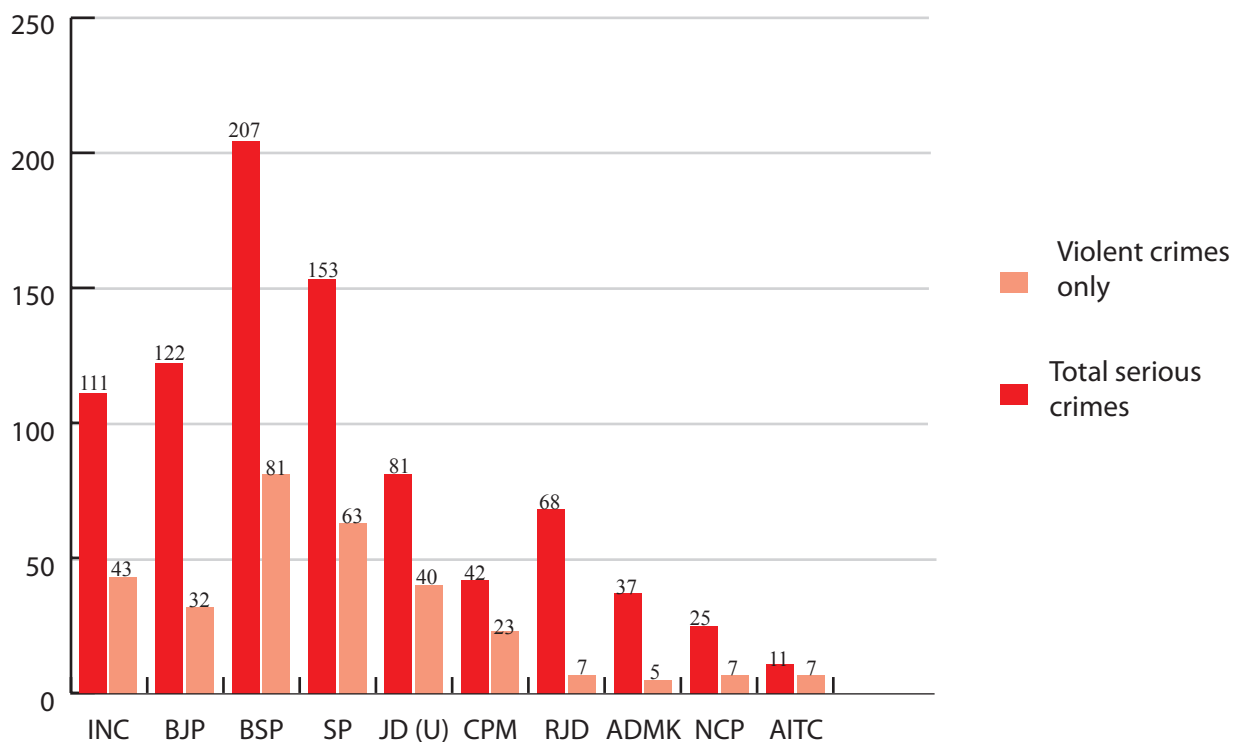


Figure: Comparison total serious crimes vs violent crimes only (murder, kidnapping etc)- party wise



Party wise comparison of pending criminal cases on candidates in Lok Sabha 2004 & Lok Sabha 2009

A comparison between candidates with pending criminal cases in Lok Sabha 2004 and Lok Sabha 2009 elections shows that for INC, BJP, SP, BSP, CPM, NCP, AITC, BJD and ADMK the number of candidates with pending criminal cases has increased in Lok Sabha 2009 as compared to Lok Sabha 2004. The number of candidates with pending criminal cases has decreased for JD (U) and DMK in Lok Sabha 2009 as compared to Lok Sabha 2004.

Table: Comparison Lok Sabha 2004 vs Lok Sabha 2009

Party	Lok Sabha 2004			Lok Sabha 2009		
	Number of candidates analysed by NEW	Candidates with pending criminal cases	% of candidates with pending criminal cases	Number of candidates analysed by NEW	Candidates with pending criminal cases	% of candidates with pending criminal cases
BJP	338	67	20%	428	116	27%
INC	389	57	15%	438	117	27%
BSP	348	54	16%	493	107	22%
SP	177	40	23%	192	55	29%
JD(U)	46	19	41%	53	17	32%
SHS	37	16	43%	46	16	35%
CPM	61	12	20%	81	20	25%
NCP	26	10	38%	68	20	29%
DMK	14	5	36%	21	4	19%
AITC	30	3	10%	33	7	21%
ADMK	8	2	25%	21	9	43%
BJD	12	1	8%	18	5	28%

Top 20 candidates with pending criminal cases

The table below lists top 20 candidates with serious pending criminal cases. Almost all of them had pending criminal cases of murder, attempt to murder, kidnapping, dacoity etc. Dinesh Rathour of Araria constituency in Bihar had 58 serious IPC counts including murder, attempt to murder etc pending against him. Kameshwar Baitha of Palamau, Jharkhand had 51 charges of serious IPC counts including murder, attempt to murder & kidnapping etc pending against him. Out of these 20 candidates with most serious pending criminal cases, only 3 won and rest 17 were rejected by the voters. The detailed list is given below.

S No	Name	State	Constituency	Party	Serious IPC Counts	Total No of Cases	Brief details of serious IPC counts	Won/ Lost
1	DINESH RATHOUR	BIHAR	Araria	IND	58	52	4 charges related to murder, 6 charges related to attempt to murder, 4 charges related to extortion, 13 charges related to dacoity & 7 charges of robbery	Lost

S No	Name	State	Constituency	Party	Serious IPC Counts	Total No of Cases	Brief details of serious IPC counts	Won/ Lost
2	KAMESHWAR BAITHA	JHARKHAND	Palamau	JMM	51	35	11 charges related to murder, 18 charges related to attempt to murder, 2 charges related to extortion & 1 charge related to dacoity	Won
3	JAWAHIR	UTTAR PRADESH	Chandauli	PMSP	45	44	7 charges related to murder, 2 charges related to attempt to murder, 26 charges related to kidnapping & 6 charges related to dacoity.	Lost
4	ATIQ AHAMAD	UTTAR PRADESH	Pratapgarh	AD	31	41	6 charges related to murder, 6 charges related to attempt to murder, 8 charges related to kidnapping & 3 charges related to extortion	Lost
5	AKHILESH SINGH	BIHAR	Nawada	IND	31	26	3 charges related to murder, 11 charges related to attempt to murder, 3 charges related to extortion, 1 charge related to charges of cheating dacoity & 2 charges of cheating	Lost
6	RAM NANDAN YADAV	BIHAR	Khagaria	IND	30	20	6 charges related to murder, 7 charges related to attempt to murder, 9 charges related to kidnapping, 3 charges related to theft & 1 charge related to dacoity	Lost
7	VIJAY KUMAR SHUKLA	BIHAR	Vaishali	JD(U)	28	25	9 charges related to murder, 6 charges related to attempt to murder, 2 charges related to kidnapping, 6 charges related to theft	Lost

S No	Name	State	Constituency	Party	Serious IPC Counts	Total No of Cases	Brief details of serious IPC counts	Won/ Lost
8	RAVINDAR KR. RANA	BIHAR	Khagaria	RJD	30	8	9 charges related to cheating & forgery	Lost
9	MITRASEN	UTTAR PRADESH	Faizabad	SP	27	20	2 charges related to murder, 7 related to attempt to murder & 9 charges related to cheating	Lost
10	THANGA TAMILSELVAN	TAMILNADU	Theni	ADMK	27	7	1 charge related to attempt to murder, 10 charges related to cheating	Lost
11	BANGSHI BADAN BARMAN	WEST BENGAL	Cooch-behar	IND	25	9	2 charges related to murder, 5 charges related to attempt to murder, 4 charges related to theft	Lost
12	BHAIYA BALKRISHNA	MADHYA PRADESH	Balaghat	GGP	22	3	22 charges related to cheating & forgery	Lost
12	JAGDIS SHARMA	BIHAR	Jahana-bad	JD(U)	17	6	17 charges related to cheating & forgery	Won
14	ANIL MEHTA	BIHAR	Nawada	IND	16	12	1 charge related to murder, 1 charge related to attempt to murder, 1 charge of kidnapping, 1 charge related to extortion & 6 charges related to cheating	Lost
15	MD. ANWARUL HAQUE	BIHAR	Sheohar	BSP	16	9	2 charges related to attempt to murder, 2 charges related to theft, 1 charge related to extortion & 3 charges related to cheating	Lost
16	MAHBOOB ALAM	BIHAR	Katihar	CPI(ML) (L)	16	9	3 charges related to murder, 4 charges related to attempt to murder, 3 charges related to theft & 1 charge related to cheating	Lost

S No	Name	State	Constituency	Party	Serious IPC Counts	Total No of Cases	Brief details of serious IPC counts	Won/ Lost
17	NARENDRA KUMAR SINGH ALIAS BOGO SINGH	BIHAR	Begusarai	IND	15	11	2 charges each related to murder, attempt to murder, 1 charge of kidnapping, 1 charge each of theft & cheating	Lost
18	RANVEER SINGH GUDHA	RAJASTHAN	Jhunjhunu	LJP	14	17	4 charges related to attempt to murder, 3 charges of kidnapping, 3 charges of theft	Lost
19	SAMARESH SINGH	JHARKHAND	Dhanbad	BSP	14	15	9 charges of attempt to murder, 1 charge each of theft & extortion	Lost
20	BAL KUMAR PATEL	UTTAR PRADESH	Mirzapur	SP	14	10	1 charge each of murder & kidnapping, 3 charges of cheating	Won

Analysis based on pending criminal cases- for MPs

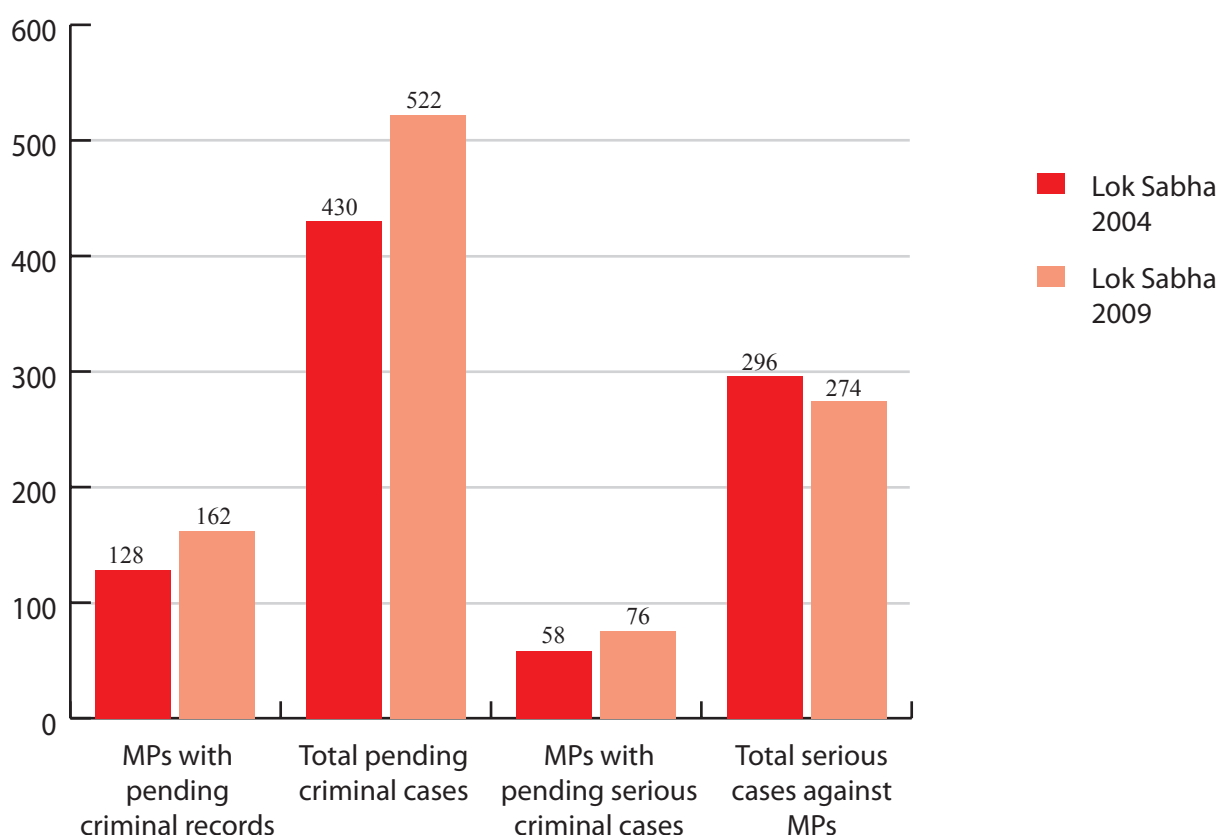
Out of 543 MPs in Lok Sabha 2009, 162 MPs have pending criminal cases against them. Out of these 162 MPs, there are pending serious criminal cases against 76 MPs (14%). Contrasting this with Lok Sabha 2004, 58 MPs (11 %) had serious pending criminal cases.

Given table is a comparative analysis for MPs with pending criminal cases of Lok Sabha 2004 and Lok Sabha 2009. The presence of MPs with pending criminal cases in Lok Sabha 2009 has increased by 27%, so has the number of total pending criminal cases which have increased by almost 21%. There is an average of 3.22 cases per tainted MP in Lok Sabha 2009 as compared to 3.36 cases per tainted MP in Lok Sabha 2004.

Table: Comparison Lok Sabha 2004 & Lok Sabha 2009- MPs with pending criminal cases

	Lok Sabha 2004	Lok Sabha 2009	In-crease	% in-crease
MPs with pending criminal records	128	162	34	27%
Total pending criminal cases	430	522	92	21%
MPs with pending serious criminal cases	58	76	18	31%
Total serious IPC sections against MPs	296	274	-22	-7%

Figure: Comparison Lok Sabha 2004 & 2009- MPs with pending criminal cases



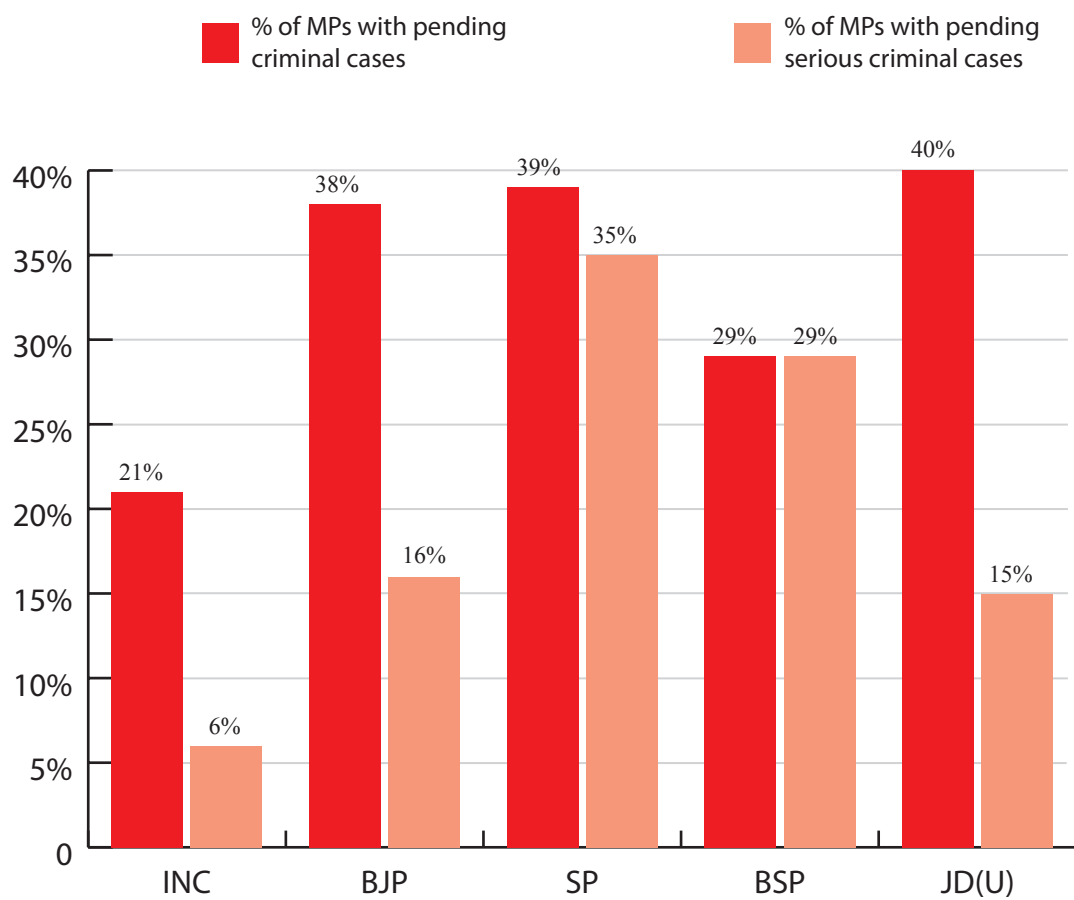
Party wise break up for MPs with pending criminal cases

Out of total 162 MPs with pending criminal cases, 44 each are from INC & BJP, 9 each are from SP and SHS and 8 are from JD (U). The party wise break up for MPs with pending criminal cases is given below-

Table : MPs with pending criminal cases- party wise

Party	Total candidates analysed by NEW	Total MPs	MPs with pending criminal cases	% of MPs with pending criminal cases	MPs with pending serious criminal cases	% of MPs with pending serious criminal cases
INC	438	206	44	21%	13	6%
BJP	428	116	44	38%	19	16%
SP	192	23	9	39%	8	35%
BSP	493	21	6	29%	6	29%
JD(U)	53	20	8	40%	3	15%
AITC	33	19	4	21%	4	21%
DMK	21	18	4	22%	1	6%
CPM	81	16	3	19%	1	6%
BJD	18	14	4	29%	1	7%
SHS	46	11	9	82%	3	27%
NCP	68	9	4	44%	3	33%
ADMK	21	9	4	44%	4	44%
IND	3646	9	1	11%	0	0%
TDP	31	6	2	33%	1	17%
RLD	10	5	2	40%	1	20%
RJD	44	4	3	75%	2	50%
SAD	10	4	1	25%	0	0%
JD(S)	32	3	2	67%	1	33%
JMM	41	2	2	100%	2	100%
TRS	9	2	1	50%	0	0%
AIFB	20	2	1	50%	1	50%
JVM	16	1	1	100%	0	0%
MDMK	4	1	1	100%	0	0%
AIMIM	1	1	1	100%	1	100%
VCK	2	1	1	100%	1	100%
Total	-	-	162	-	76	-

Figure: Percent MPs with pending criminal cases- Top 5 parties in terms of MPs



MPs with pending criminal cases- state wise

Given below is the state wise list of MPs with pending criminal cases state wise. Maximum MPs with pending criminal cases are from UP where 31 out of 80 MPs have pending criminal cases against them. It is followed by Maharashtra which has 26 out of 48 MPs with pending criminal cases.

Table : MPs with pending criminal cases- state wise

State	Total MPs	MPs with pending criminal cases	Percentage of MPs with pending criminal cases	MPs with serious pending criminal cases	% of MPs with serious pending criminal cases
UTTAR PRADESH	80	31	39%	22	28%
MAHARASHTRA	48	26	54%	10	21%
BIHAR	40	18	45%	6	15%
ANDHRA PRADESH	42	11	26%	3	7%
GUJARAT	26	11	42%	7	27%
TAMIL NADU	39	10	26%	6	15%
KARNATAKA	28	9	32%	5	18%
JHARKHAND	14	8	57%	2	14%
KERALA	20	7	35%	2	10%
WEST BENGAL	42	7	17%	7	17%
ORISSA	21	5	24%	2	10%
MADHYA PRADESH	29	4	14%	2	7%
CHHATTISGARH	11	2	18%	0	0%
ASSAM	14	2	14%	0	0%
RAJASTHAN	25	2	8%	0	0%
HARYANA	10	2	20%	1	10%
PUNJAB	13	2	15%	1	8%
ANDAMAN & NICOBAR ISLANDS	1	1	100%	0	0%
UTTARAKHAND	5	1	20%	0	0%
J & K	6	1	17%	0	0%
NCT OF DELHI	7	1	14%	0	0%
DADRA & NAGAR HAVELI	1	1	100%	0	0%

Party wise comparison of pending criminal cases on MPs in Lok Sabha 2004 & Lok Sabha 2009

The table given below shows a comparison between number of MPs with pending criminal cases- party wise in both Lok Sabha 2004 and Lok Sabha 2009. The number of MPs with pending criminal cases has increased for both INC and BJP from Lok Sabha 2004 to Lok Sabha 2009.

Table: Party wise comparison MPs with pending criminal cases - Lok Sabha 2004 vs Lok Sabha 2009

	Lok Sabha 2004				Lok Sabha 2009			
Party	Number of candidates analysed by NEW	Number of MPs	Number of MPs with pending criminal cases	% of MPs with pending criminal cases	Number of candidates analysed by NEW	Number of MPs	Number of MPs with pending criminal cases	% of MPs with pending criminal cases
INC	389	143	24	17%	438	206	44	21%
BJP	338	138	29	21%	428	116	44	38%
SP	177	36	12	33%	192	23	9	39%
BSP	348	19	8	42%	493	21	6	29%
JD(U)	46	8	2	25%	53	20	8	40%
AITC	30	2	0	0%	33	19	4	21%
DMK	14	14	5	36%	21	18	4	22%
CPM	61	43	7	16%	81	16	3	19%
BJD	12	11	1	9%	18	14	4	29%
SHS	37	12	8	67%	46	11	9	82%
NCP	26	9	5	56%	68	9	4	44%
ADMK	8	0	0	0%	21	9	4	44%

Party wise break up for MPs with serious pending criminal cases

There are several cases of violent crimes like murder, attempt to murder, theft, extortion, robbery etc pending against MPs. The table below gives summary of all serious violent offences related to murder, kidnapping, extortion, theft, robbery and dacoity pending against candidates of major parties. All serious IPC's have been clubbed under four heads namely- violent crimes; robbery, extortion, theft etc; financial frauds and other serious crimes. As can be seen from the table INC MPs have 31, BJP MPs have 52, SP MPs have 31, BSP MPs have 18, JD (U) MPs have 23, ADMK, NCP and RJD MPs have 9 each pending serious IPC counts against them.

Table: Serious IPC section break up for MPs of major parties

IPC/ Party	IPC Description	INC	BJP	SP	BSP	JD(U)	BJD	AITC	AD MK	NCP	RJD	SHS	DMK	Total for 12 largest parties
VIOLENT CRIMES														
300 302 303 304 304A 304B 305 306 308	Murder & related	6	5	1	4	0	0	0	0	1	1	0	0	18
307	Attempt to murder	5	4	7	2	1	0	1	2	0	0	1	1	24
321 322 323 324 325 326 327 328 329 330 331 332 333 334 335	Voluntarily causing hurt by dangerous weapons or means	2	7	3	0	2	0	2	1	2	0	1	0	20
339 340 341 342 343 344 345 346 347 348	Wrongful confine- ment for three or more days	0	0	0	0	1	0	0	0	0	0	1	0	2
359 360 361 362 363 363A 364 364A 365 366 366A 366B 367 368 369	kidnapping	1	1	3	1	1	0	1	0	1	1	0	0	10
Total Violent Crimes		14	17	14	7	5	0	4	3	4	2	3	1	74
ROBBERY, EXTORTION, THEFT, CHEATING ETC														
378 379 380 381 382	theft related	0	0	0	2	1	0	3	0	0	1	0	0	7
390 391 392 393 394	robbery related	1	0	0	2	0	0	0	0	0	0	0	0	3

IPC/ Party	IPC Description	INC	BJP	SP	BSP	JD(U)	BJD	AITC	AD MK	NCP	RJD	SHS	DMK	Total for 12 largest parties
395 396 397 398 399 400 401 402	dacoity related	4	0	2	1	0	0	0	0	0	0	0	0	7
411 412 413 414 415 417 418 419 420	Cheating and dishon- esty , stolen property	1	6	3	6	6	0	0	2	5	2	0	0	31
Total Theft related crimes		6	6	5	11	7	0	3	2	5	3	0	0	48
FINANCIAL FRAUD ETC														
247 254 253	Delivery of coin as gen- uine, which, when first possess, the deliverer did not know to be altered	1	0	0	0	0	0	0	0	0	0	0	0	1
463 465 466 467 468 469 470 471	forgery	4	14	9	0	11	0	0	3	0	3	0	0	44
Total Financial crimes		5	14	9	0	11	0	0	3	0	3	0	0	45
OTHER SERIOUS CRIMES														
121 121A 122 123 124 124A	Waging or attempting to wage war or conceal- ing with intent to facilitate design to wage war	0	1	0	0	0	0	0	0	0	0	0	0	1
153A	Promot- ing enmity between different groups on grounds of religion, race, place of birth, residence, language,	0	9	1	0	0	0	0	0	0	0	0	0	10
	etc., and doing acts prejudicial													

IPC/ Party	IPC Description	INC	BJP	SP	BSP	JD(U)	BJD	AITC	AD MK	NCP	RJD	SHS	DMK	Total for 12 largest parties
	to maintenance of harmony													
171B 171E	Bribery	2	0	0	0	0	0	0	0	0	0	1	0	3
171 C 171D 171F	undue influence or personation at an election	2	0	0	0	0	0	0	0	0	1	0	0	3
171G 171H	false statements/ Illegal payments in connection with an election	0	1	0	0	0	0	0	0	0	0	0	0	1
177	Furnishing false information	1	0	0	0	0	0	0	0	0	0	0	0	1
181	False statement on oath or affirmation to public servant or person authorized to administer an oath	0	0	0	0	0	0	0	1	0	0	0	0	1
293	Sale, etc., of obscene objects to young person	0	0	1	0	0	0	0	0	0	0	0	0	1
294	Obscene acts and songs	1	0	0	0	0	2	0	0	0	0	0	0	3
295	Injuring or defiling place of worship with intent to insult the religion of any class	0	2	1	0	0	0	0	0	0	0	1	0	4

IPC/ Party	IPC De- scription	INC	BJP	SP	BSP	JD(U)	BJD	AITC	AD MK	NCP	RJD	SHS	DMK	Total for 12 largest parties
295A	Deliberate and malicious acts, intended to outrage religious feelings or any class by insulting its religion	0	2	0	0	0	0	0	0	0	0	0	0	2
Total Other Serious crimes		6	15	3	0	0	2	0	1	0	1	2	0	30
Grand Total for 12 largest parties		31	52	31	18	23	2	7	9	9	9	5	1	197

Comparing Lok Sabha 2004 and Lok Sabha 2009 it can be clearly seen in the graph given below that there has been a reduction in violent crimes, crimes related to robbery, extortion and theft. Overall, the number of total serious IPC sections against MPs has decreased from 296 in Lok Sabha 2004 to 274 in Lok Sabha 2009.

Figure: Comparison Lok Sabha 2004 Vs Lok Sabha 2009: types of violent crimes

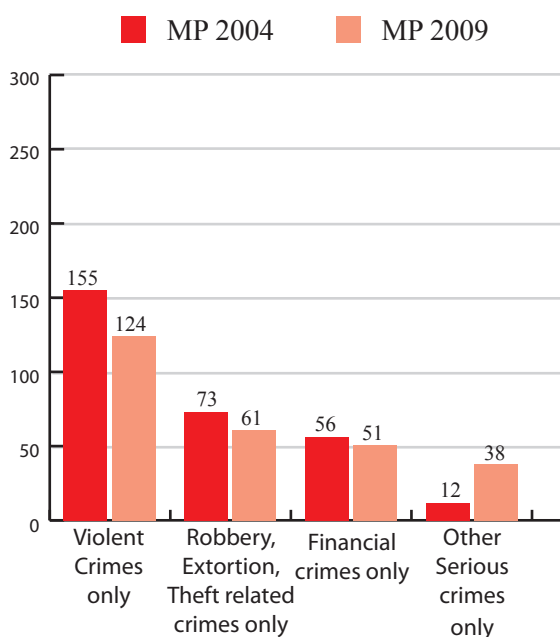
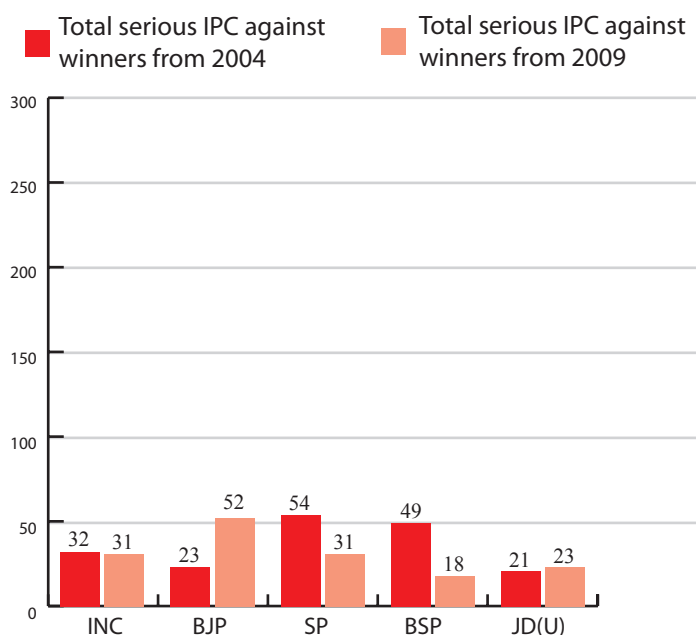


Table: Comparison nature of serious crimes – MPs Lok Sabha 2004 and Lok Sabha 2009

Nature of serious crimes	MPs Lok Sabha 2004	MPs Lok Sabha 2009
Violent Crimes only	155	124
Robbery, Extortion, Theft related crimes only	73	61
Financial crimes only	56	51
Other Serious crimes only	12	38
Total all serious crimes	296	274

Figure: Party wise comparison of pending serious IPC counts on MPs of Lok Sabha 2004 & Lok Sabha 2009



Tainted constituency analysis

There were 450 tainted constituencies where at least one tainted candidate (candidate having pending criminal case) contested. As the following analysis shows, **if voters have a choice, they prefer a clean and capable candidate.** In the constituencies where there was only one candidate with pending criminal cases, voters chose 83% of the clean candidates and rejected most candidates with pending criminal cases. In the constituencies where there were two candidates with pending criminal cases, they chose clean candidates in 67% constituencies. The percentage of clean candidates however has gone down to around 35% in constituencies with more than five candidates. Given below is the analysis of the tainted constituencies for all candidates and all type of criminal cases.

Table: Tainted constituency analysis for all candidates with all types of criminal cases

Total number of contesting candidates with pending criminal cases	Number of such constituencies	Winner with no pending criminal cases	% winners with no pending criminal cases in such constituencies	Winner with pending criminal cases	% winners with pending criminal cases in such constituencies
1	150	125	83%	25	17%
2	104	70	67%	34	33%
3	85	50	59%	35	41%
4	55	23	42%	32	58%
5	33	12	36%	21	64%
6+	23	8	35%	15	65%

Since several independent candidates are non serious ones, if we remove them from the analysis, and if we consider only the candidates with serious criminal cases, **the trend of choosing clean & honest candidates is even more strongly visible.** For the analysis given below only party candidates having serious criminal cases pending against them have been considered.

As the following analysis shows, if voters have a choice, they prefer a clean and capable candidate. In the constituencies where there was only 1 party candidate with pending criminal cases, voters chose 67% of the clean candidates and rejected most candidates with pending criminal cases. In the constituencies where there were 2 party candidates with pending criminal cases, they chose clean candidates in 47% constituencies. In constituencies where 3 party candidates had pending criminal cases, voters from 48% of the constituencies' selected clean candidates. However in constituencies where 4 or more party candidates had pending criminal cases, only 17% clean MPs were selected.

Given below is the analysis of the tainted constituencies for party candidates and serious criminal cases.

Table: Tainted constituency analysis for party candidates with serious cases

Number of candidates with pending criminal cases in a constituency	Total number of such constituencies	Clean winners in such constituencies	Tainted winners in such constituencies	% of clean winners in such constituencies	% of tainted winners in such constituencies
1	178	119	59	67%	33%
2	64	30	34	47%	53%
3	25	12	13	48%	52%
4+	12	2	10	17%	83%

Top 20 MPs with most serious pending criminal cases

Given below is a list of top 20 MPs who have most serious pending criminal cases against them. Kameshwar Baitha of Palamau, Jharkhand tops the list with 11 charges related to murder, 17 charges of attempt to murder etc pending against him.

S No	Name	State	Constituency	Party	Age	Serious IPC Counts	Total No of Cases	Brief details of serious IPC counts
1	KAMESHWAR BAITHA	JHARKHAND	Palamau	JMM	56	51	35	11 charges related to murder, 17 charges related to attempt to murder, 5 charges related to theft & 2 charges related to extortion to murder, 17 charges related to attempt to murder, 5 charges related to theft & 2 charges related to extortion
2	JAGDIS SHARMA	BIHAR	Jahana-bad	JD(U)	58	17	6	6 charges related to cheating
3	BAL KUMAR PATEL	UTTAR PRADESH	Mirzapur	SP	48	14	10	1 charge each of murder & kidnapping, 3 charges of cheating

S No	Name	State	Constituency	Party	Age	Serious IPC Counts	Total No of Cases	Brief details of serious IPC counts
4	PRABATSINH PRATAPSINH CHAUHAN	GUJARAT	Panchmahal	BJP	67	10	3	2 charges of cheating
5	KAPIL MUNI KARWARIYA	UTTAR PRADESH	Phulpur	BSP	42	8	4	1 charge each of murder & attempt to murder, 2 charges related to theft & 3 charges related to cheating
6	P KARUNA-KARAN	KERALA	Kasaragod	CPM	64	6	12	6 charges related to forgery
7	KUNVARJIBHAI MOHANBHAI BAVALIYA	GUJARAT	Rajkot	INC	54	6	2	1 charge of murder, 1 charge of cheating
8	VITTHALBHAI HANSRAJBHAI RADADIYA	GUJARAT	Porbandar	INC	51	5	16	1 charge of murder, 1 charge of cheating
9	RAMKISHUN	UTTAR PRADESH	Chandauli	SP	49	5	10	3 charges of attempt to murder
10	LALU PRASAD	BIHAR	Saran	RJD	60	5	7	2 charges of cheating
11	CHANDER-KANT RAGHUNATH PATIL	GUJARAT	Navsari	BJP	54	5	6	2 charges of cheating
12	FEROZE VARUN GANDHI	UTTAR PRADESH	Pilibhit	BJP	29	5	6	1 charge of attempt to murder
13	ASADUDDIN OWAISI	ANDHRA PRADESH	Hyderabad	AIMIM	41	5	4	4 charges related to promoting enmity between different groups & injuring & defiling place of worship
14	GANESH	MADHYA PRADESH	Satna	BJP	46	5	2	2 charges of cheating
15	SIVASAMI C	TAMIL NADU	Tiruppur	ADMK	51	5	1	2 charges of cheating
16	RAMAKANT YADAV	UTTAR PRADESH	Azamgarh	BJP	49	4	11	2 charges related to murder & 1 charge of attempt to murder
17	VINAY KUMAR ALIAS VINNU	UTTAR PRADESH	Shrawasti	INC	45	4	9	3 charges of attempt to murder, 1 charge of dacoity

S No	Name	State	Constituency	Party	Age	Serious IPC Counts	Total No of Cases	Brief details of serious IPC counts
18	ANANTH KUMAR HEGDE	KARNATAKA	Uttara	BJP	40	4	3	3 charges related to promoting enimity between different groups & injuring & defiling place of worship
19	ADHIKARI SUVENDU	WEST BENGAL	Tamluk	AITC	39	4	3	1 charge of attempt to murder,1 charge each of kidnapping & theft
20	BRIJBHUSHAN SARAN SINGH	UTTAR PRADESH	Kaiserganj	SP	52	4	2	1 charge of attempt to murder, 1 charge of dacoity

Analysis based on assets

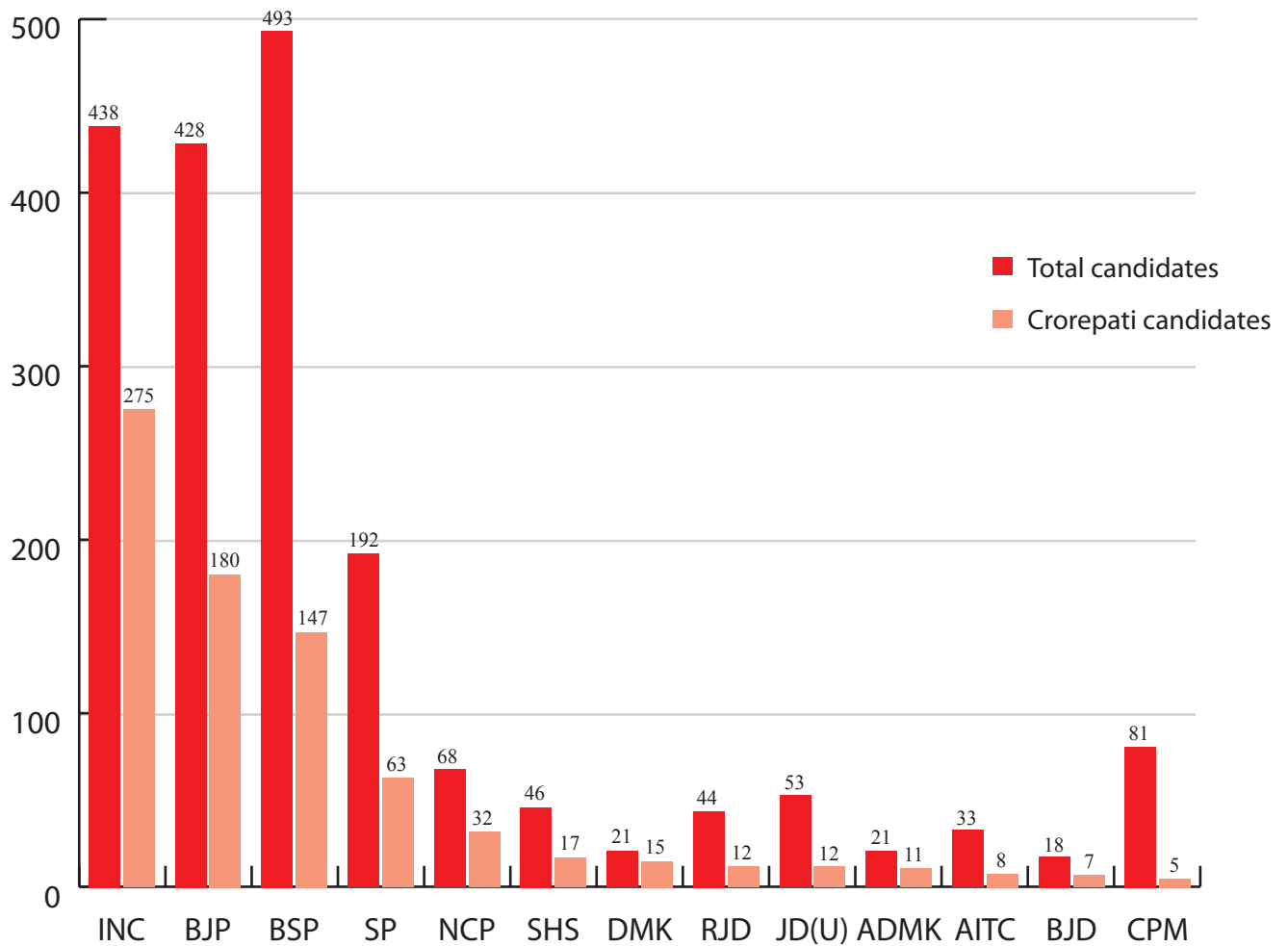
Analysis based on assets – for candidates

Out of 7810 candidates contesting Lok Sabha 2009 elections, 1249 (16%) were crorepati. INC had 63% candidates as crorepati, whereas BJP had 42% crorepati candidates.

Table: Crorepati candidates- Party wise break up

Party	Total candidates analysed by NEW	Crorepati candidates	% of crorepati candidates
INC	438	275	63%
BJP	428	180	42%
BSP	493	147	30%
SP	192	63	33%
NCP	68	32	47%
SHS	46	17	37%
DMK	21	15	71%
RJD	44	12	27%
JD(U)	53	12	23%
ADMK	21	11	52%
AITC	33	8	24%
BJD	18	7	39%
CPM	81	5	6%
Others	5874	465	8%
Total	7810	1249	16%

Figure: Crorepati candidates from major parties



Average assets for candidates – Party wise

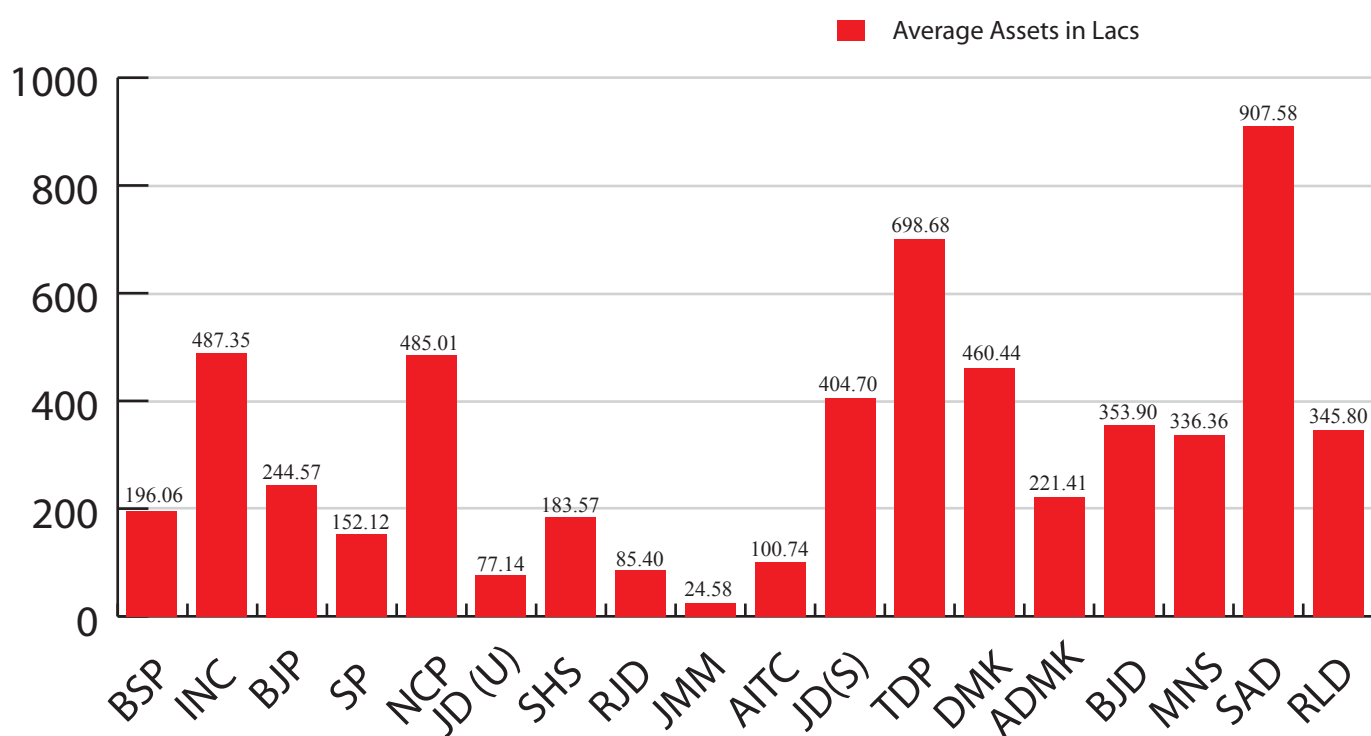
For candidates of INC average assets were approx Rs 4.8 crores and average assets for candidates of BJP were approx Rs 2.4 crores. For calculating average assets party wise, twelve candidates with assets more than 100 crores have been excluded. Detailed party wise list is given below.

Table: Average assets for candidates party wise

Party	Average Assets	Candidates analysed by NEW
BSP	Rs 1,96,05,950 ~ 1 Cror+	493
INC	Rs 4,87,34,782 ~ 4 Cror+	438
BJP	Rs 2,44,57,036 ~ 2 Cror+	428
SP	Rs 1,52,11,632 ~ 1 Cror+	192
LJP	Rs 43,61,392 ~ 43 Lacs+	99
CPM	Rs 31,48,497 ~ 31 Lacs+	81
CPI(ML)(L)	Rs 7,43,548 ~ 7 Lacs+	77
NCP	Rs 4,85,00,861 ~ 4 Cror+	68
JD(U)	Rs 77,14,214 ~ 77 Lacs+	53
SHS	Rs 1,83,56,724 ~ 1 Cror+	46
RJD	Rs 85,39,684 ~ 85 Lacs+	44

Party	Average Assets	Candidates analysed by NEW
JMM	Rs 24,57,866 ~ 24 Lacs+	41
AITC	Rs 1,00,73,927 ~ 1 Cror+	33
JD(S)	Rs 4,04,70,309 ~ 4 Cror+	32
TDP	Rs 6,98,67,852 ~ 6 Cror+	31
DMK	Rs 4,60,43,767 ~ 4 Cror+	21
ADMK	Rs 2,21,41,356 ~ 2 Cror+	21
BJD	Rs 3,53,90,282 ~ 3 Cror+	18
MNS	Rs 3,36,36,429 ~ 3 Cror+	11
SAD	Rs 9,07,57,941 ~ 9 Cror+	10
RLD	Rs 3,45,80,384 ~ 3 Cror+	10

Table: Average assets for candidates party wise



Average assets for candidates - State wise

Detailed list of average assets for candidate's state wise is given below. Twelve candidates with assets more than 100 crores have been excluded while calculating average assets.

State	Candidates analysed	Average Assets
UTTAR PRADESH	1,359	Rs 11,893,341
MAHARASHTRA	808	Rs 12,895,241
TAMIL NADU	767	Rs 8,902,104
BIHAR	646	Rs 5,777,721
ANDHRA PRADESH	534	Rs 22,791,115
MADHYA PRADESH	429	Rs 6,383,012
KARNATAKA	421	Rs 16,547,164
WEST BENGAL	367	Rs 4,064,872
GUJARAT	359	Rs 5,447,888
RAJASTHAN	346	Rs 11,877,808
PUNJAB	218	Rs 16,997,020
KERALA	217	Rs 4,618,259
HARYANA	204	Rs 16,487,812
CHHATTISGARH	173	Rs 2,552,347
JHARKHAND	172	Rs 6,784,978
NATIONAL CAPITAL TERRITORY OF DELHI	158	Rs 14,937,577
ORISSA	156	Rs 7,988,657
ASSAM	155	Rs 16,122,471
JAMMU & KASHMIR	81	Rs 8,081,424
UTTARAKHAND	76	Rs 9,319,538
HIMACHAL PRADESH	30	Rs 15,548,733
TRIPURA	19	Rs 1,493,685
GOA	18	Rs 50,336,813
MANIPUR	16	Rs 1,950,197
CHANDIGARH	14	Rs 36,989,738
ANDAMAN & NICOBAR ISLANDS	11	Rs 1,823,467
MEGHALAYA	11	Rs 35,250,253
ARUNACHAL PRADESH	8	Rs 23,064,645
DAMAN & DIU	7	Rs 24,044,693
PUDUCHERRY	7	Rs 6,399,619
SIKKIM	7	Rs 12,298,783
DADRA & NAGAR HAVELI	5	Rs 36,758,275
MIZORAM	4	Rs 3,873,547
LAKSHADWEEP	4	Rs 10,869,387
NAGALAND	3	Rs 7,010,182
Grand Total	7,810	Rs 11,110,711

Top 20 crorepati candidates

Given below is the list of top 20 crorepati candidates who contested Lok Sabha 2009 elections. A total of 7 of these candidates won and 13 lost Lok Sabha 2009 elections.

S No	Name	State	Constituency	Party	Movable Assets (Rs)	Immovable Assets (Rs)	Total Assets (Rs)	P AN	Won/ Lost
1	MOHANRAJ J	Tamil Nadu	Chennai South	JJ	19,77,17,16,000	35,35,000	19,77,52,51,000 1977 Cror+	Y	lost
2	V. M. SINGH	Uttar Pradesh	Pilibhit	INC	55,66,925	6,31,60,00,000	6,32,15,66,925 632 Cror+	Y	lost
3	DEEPAK BHARDWAJ	National Capital Territory Of Delhi	West Delhi	BSP	52,17,22,215	5,51,66,25,160	6,03,83,47,375 603 Cror+	Y	lost
4	KHIMJIBHAI HARJIVANBHAI PATADIYA	Gujarat	Suren-dranagar	KKJHS	2,55,05,57,807	2,59,91,70,000	5,14,97,27,807 514 Cror+	N	lost
5	NAMA NAGESWARA RAO	Andhra Pradesh	Khammam	TDP	1,41,28,66,278	32,46,41,855	1,73,75,08,133 173 Cror+	Y	won
6	KANWAR SINGH TANWAR	Nct Of Delhi	South Delhi	BSP	4,08,11,008	1,50,91,66,267	1,54,99,77,275 154 Cror+	Y	lost
7	NAVEEN JINDAL	Haryana	Kurukshetra	INC	1,25,34,82,000	5,72,48,000	1,31,07,30,000 131 Cror+	Y	won
8	SUBHASH TIPPANNA NELGE	Karnataka	Bidar	JD(S)	4,91,14,264	1,25,18,20,867	1,30,09,35,131 130 Cror+	Y	lost
9	ABU ASIM AZMI	Maharashtra	Mumbai North West	SP	1,02,44,49,679	22,29,39,312	1,24,73,88,991 124 Cror+	N	lost
10	L RAJAGOPAL	Andhra Pradesh	Vijayawada	INC	96,81,52,574	25,48,12,335	1,22,29,64,909 122 Cror+	Y	won
11	BALASHOWRY VALLABHANENI	Andhra Pradesh	Narasaraopet	INC	1,00,17,28,113	21,77,00,000	1,21,94,28,113 121 Cror+	Y	lost
12	SURENDRA BABU. R.	Karnataka	Bangalore North	JD(S)	35,02,000	1,08,10,00,000	1,08,45,02,000 108 Cror+	N	lost
13	MALOOK NAGAR	Uttar Pradesh	Meerut	BSP	8,81,83,000	76,49,82,000	85,31,65,000 85 Cror+	Y	lost
14	DR SATDEVA CHADDA	Rajasthan	Jaipur	IND	4,58,86,000	79,85,00,000	84,43,86,000 84 Cror+	Y	lost
15	PATEL PRAFUL MANOHARBHAI	Maharashtra	Bhandara-Gondiya	NCP	15,20,54,970	68,55,94,361	83,76,49,331 83 Cror+	Y	won
16	DR. G. VIVEKANAND	Andhra Pradesh	Peddapalle	INC	23,99,68,026	48,95,41,656	72,95,09,682 72 Cror+	Y	won
17	Y.S. JAGAN MOHAN REDDY	Andhra Pradesh	Kadapa	INC	50,74,85,537	22,06,66,121	72,81,51,658 72 Cror+	Y	won

S No	Name	State	Constituency	Party	Movable Assets (Rs)	Immovable Assets (Rs)	Total Assets (Rs)	P AN	Won/ Lost
18	RAJKUMARI RATNA SINGH	Uttar Pradesh	Pratapgarh	INC	62,28,48,635	5,54,22,000	67,82,70,635 67 Cror+	N	won
19	D. A. SRINIVAS	Andhra Pradesh	Rajampet	PRAP	20,08,19,543	46,93,00,000	67,01,19,543 67 Cror+	Y	lost
20	CAPT.G.R. GOPINATH	Karnataka	Bangalore South	IND	55,04,39,000	11,85,24,000	66,89,63,000 66 Cror+	Y	lost

Analysis based on assets- for MPs

Out of 543 MPs in Lok Sabha 2009, 315 MPs are crorepatis as compared to 156 crorepati MPs from Lok Sabha 2004 i.e an increase of 102%. The average asset of a MP in Lok Sabha 2004 was Rs 1.86 cr which rose to Rs 4.56 cr in Lok Sabha 2009. Between Lok Sabha 2004 & 2009 there has been an average asset increase of 145% for MPs.

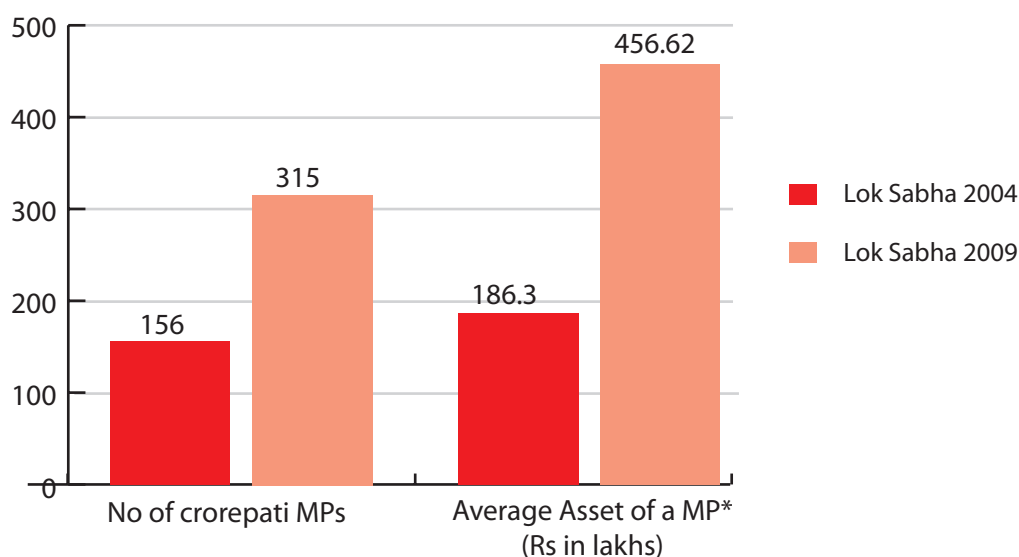
Table: Comparison Lok Sabha 2004 and Lok Sabha 2009 based on assets

	In Lok Sabha 2004	In Lok Sabha 2009	Increase	% Increase
No of crorepati MPs	156	315	159	102%
Average Asset of a MP* (Rs in lakhs)	186.3	456.62	270.32	145%

*For calculating average assets, assets of three MPs above hundred crores have been excluded. If we include the assets of the three MPs above hundred crores, the average asset for MPs was Rs 5.32 crores. This showed an increase of 186% in the assets of MPs from Lok Sabha 2004 to Lok Sabha 2009.

The list of assets for all MPs is given at the end of the chapter.

Figure: Comparison Lok Sabha 2004 and Lok Sabha 2009 based on assets



Chances of winning based on assets

As can be seen from the table, the higher the assets the more are the chances of winning of a candidate. 33% of the candidates who declared assets of Rs 5 crore and above won. On the other hand less than 1% of candidates with assets less than 10 lakh won. The election results seemed to be highly influenced by the money power of the candidates.

Table: Chances of winning based on assets

Value of assets	Number of candidates	Number of winners	% of winners
Very high (5 cr and above)	343	112	32.65%
High (50 lakhs to 5 cr)	1592	294	18.47%
Medium (50 lakhs to 10 lakhs)	1911	120	6.28%
Low (less than 10 lakhs)	3964	17	0.43%

Crorepati MPs- Party wise

A total of 71% MPs of INC were crorepati whereas for BJP the corresponding figure was 51%. Over all 58% of the MPs (315 out of 543 MPs) in Lok Sabha 2009 are crorepatis. Table below gives details of crorepati MPs of major parties.

Table: Crorepati MPs - Party wise break up

Party	Total candidates analysed by NEW	Total crorepati candidates	Total winners	Total crorepati Winners	% of crorepati winners
INC	438	275	206	146	71%
BJP	428	180	116	59	51%
SP	192	63	23	14	61%
BSP	493	147	21	13	62%
JD(U)	53	12	20	8	40%
AITC	33	8	19	7	37%
DMK	21	15	18	13	72%
CPM	81	5	16	1	6%
BJD	18	7	14	6	43%
SHS	46	17	11	9	82%
ADMK	21	11	9	5	56%
NCP	68	32	9	7	78%
RJD	44	12	4	2	50%
Others	5874	465	57	25	44%
Total	7810	1249	543	315	58%

Crorepati MPs - Statewise

Maximum number of crorepati MPs are from Uttar Pradesh (52, i.e. 65%) followed by Maharashtra (38, i.e. 79%). There are several states like Delhi, Punjab, Arunachal Pradesh etc where all the MPs are crorepatis. The following table gives statewise details:

State/UT	Number of MPs from State	Number of crorepati MPs	% of crorepatis MPs from state
UTTAR PRADESH	80	52	65%
MAHARASHTRA	48	38	79%
ANDHRA PRADESH	42	32	76%
TAMIL NADU	39	25	64%
KARNATAKA	28	25	89%
BIHAR	40	17	43%
MADHYA PRADESH	29	15	52%
RAJASTHAN	25	14	56%
PUNJAB	13	13	100%
GUJARAT	26	12	46%
WEST BENGAL	42	11	26%
HARYANA	10	9	90%
NCT DELHI	7	7	100%
JHARKHAND	14	6	43%
ORISSA	21	6	29%
ASSAM	14	5	36%
KERALA	20	5	25%
UTTARAKHAND	5	4	80%
CHHATTISGARH	11	3	27%
HIMACHAL PRADESH	4	3	75%
JAMMU & KASHMIR	6	3	50%
ARUNACHAL PRADESH	2	2	100%
DADRA & NAGAR HAVELI	1	1	100%
CHANDIGARH	1	1	100%
PUDUCHERRY	1	1	100%
DAMAN & DIU	1	1	100%
GOA	2	1	50%
LAKSHADWEEP	1	1	100%
MEGHALAYA	2	1	50%

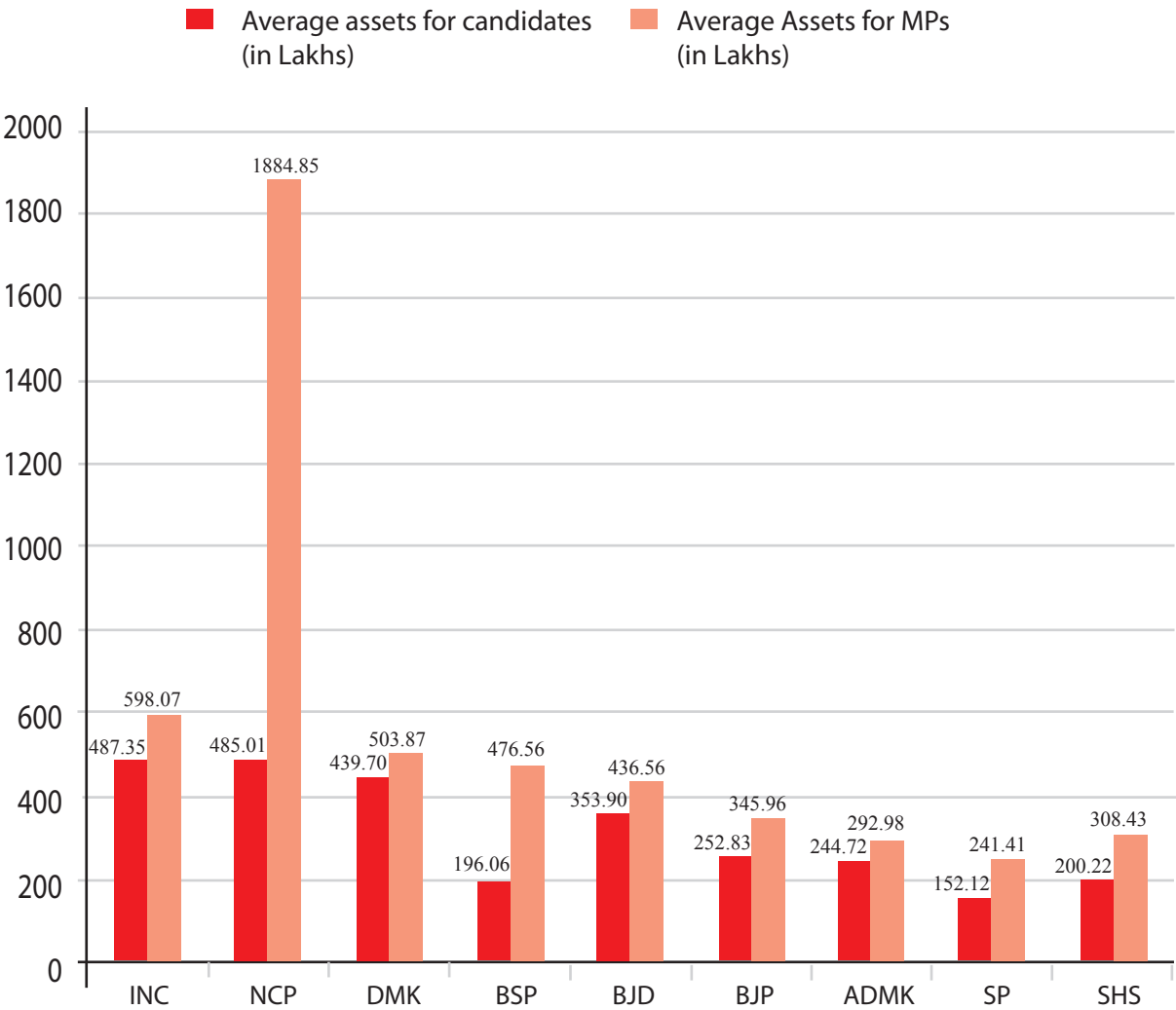
Average assets per MP for major parties

Average asset of a MP from INC was Rs 5.98 crores, for BJP MP it was Rs 3.45 crores, for NCP MP it was Rs 18.84 crores, for DMK MP it was Rs 5.03 crores, for BSP and BJD MPs it was approx Rs 4 crores each. For calculating average assets, assets of 12 candidates' and 3 MPs over Rs 100 crores have been excluded. The following table gives details of average assets partywise for both candidates and MPs:

Table: Average assets for winners

Party	Number of candidates considered	Average assets for candidates	Number of MPs considered	Average Assets for MPs
INC	438	Rs 4,87,34,782 ~ 4 Cror+	206	Rs 5,98,07,362 ~ 5 Cror+
NCP	68	Rs 4,85,00,861 ~ 4 Cror+	9	Rs 18,84,85,465 ~ 18 Cror+
DMK	21	Rs 4,39,69,640 ~ 4 Cror+	18	Rs 5,03,87,301 ~ 5 Cror+
BSP	493	Rs 1,96,05,950 ~ 1 Cror+	21	Rs 4,76,55,810 ~ 4 Cror+
BJD	18	Rs 3,53,90,282 ~ 3 Cror+	14	Rs 4,36,55,896 ~ 4 Cror+
BJP	428	Rs 2,52,83,079 ~ 2 Cror+	116	Rs 3,45,95,753 ~ 3 Cror+
ADMK	21	Rs 2,44,72,025 ~ 2 Cror+	9	Rs 2,92,98,133 ~ 2 Cror+
SP	192	Rs 1,52,11,632 ~ 1 Cror+	23	Rs 2,41,41,054 ~ 2 Cror+
SHS	46	Rs 2,00,21,769 ~ 2 Cror+	11	Rs 3,08,42,808 ~ 3 Cror+
AITC	33	Rs 1,00,73,927 ~ 1 Cror+	19	Rs 1,08,10,509 ~ 1 Cror+
RJD	44	Rs 85,78,923 ~ 85 Lacs+	4	Rs 1,36,58,005 ~ 1 Cror+
JD(U)	53	Rs 77,14,214 ~ 77 Lacs+	20	Rs 1,02,28,017 ~ 1 Cror+
CPM	81	Rs 33,53,168 ~ 33 Lacs+	16	Rs 38,53,204 ~ 38 Lacs+
Others	5874	Rs 1,08,87,869 ~ 1 Cror+	57	Rs 7,51,21,789 ~ 7 Cror+

Figure: Comparison average assets for candidates & MPs in Lok Sabha 2009



Average assets per MP from various states

The table below gives average assets per MP state wise. Maximum MPs (80) are from UP with an average asset of Rs 4.8 crore followed by 48 MPs from Maharashtra with average asset of Rs 8 crore. For all states please refer to the table given below. For calculating average assets state wise, MPs with assets above 100 crores have not been included and hence assets of 1 MP from Haryana and 2 MPs from Andhra Pradesh have been excluded while calculating average assets.

State	Average Assets	MP Count
UTTAR PRADESH	Rs 4,89,44,106 ~ 4 Cror+	80
MAHARASHTRA	Rs 8,07,47,015 ~ 8 Cror+	48
ANDHRA PRADESH	Rs 9,24,88,651 ~ 9 Cror+	42
WEST BENGAL	Rs 97,75,754 ~ 97 Lacs+	42
BIHAR	Rs 2,69,81,356 ~ 2 Cror+	40
TAMIL NADU	Rs 4,71,22,109 ~ 4 Cror+	39
MADHYA PRADESH	Rs 2,86,58,572 ~ 2 Cror+	29
KARNATAKA	Rs 7,36,02,448 ~ 7 Cror+	28
GUJARAT	Rs 2,08,49,567 ~ 2 Cror+	26
RAJASTHAN	Rs 3,32,92,817 ~ 3 Cror+	25
ORISSA	Rs 3,03,06,071 ~ 3 Cror+	21
KERALA	Rs 1,64,95,161 ~ 1 Cror+	20
ASSAM	Rs 3,23,83,709 ~ 3 Cror+	14
JHARKHAND	Rs 2,03,69,900 ~ 2 Cror+	14
PUNJAB	Rs 11,39,55,524 ~ 11 Cror+	13
CHHATTISGARH	Rs 1,15,19,235 ~ 1 Cror+	11
HARYANA	Rs 5,52,14,437 ~ 5 Cror +	10
NCT OF DELHI	Rs 7,14,65,724 ~ 7 Cror+	7
JAMMU & KASHMIR	Rs 2,23,92,709 ~ 2 Cror+	6
UTTARAKHAND	Rs 3,66,08,190 ~ 3 Cror+	5
HIMACHAL PRADESH	Rs 6,59,59,663 ~ 6 Cror+	4
MEGHALAYA	Rs 12,91,32,743 ~ 12 Cror+	2
ARUNACHAL PRADESH	Rs 6,42,28,511 ~ 6 Cror+	2
GOA	Rs 1,96,85,466 ~ 1 Cror+	2
TRIPURA	Rs 35,94,281 ~ 35 Lacs+	2
MANIPUR	Rs 17,08,809 ~ 17 Lacs+	2

State	Average Assets	MP Count
DADRA & NAGAR HAVELI	Rs 8,34,94,860 ~ 8 Cror+	1
CHANDIGARH	Rs 3,87,29,400 ~ 3 Cror+	1
DAMAN & DIU	Rs 3,68,79,385 ~ 3 Cror+	1
PUDUCHERRY	Rs 3,57,79,157 ~ 3 Cror+	1
LAKSHADWEEP	Rs 2,09,77,767 ~ 2 Cror+	1
SIKKIM	Rs 1,85,03,294 ~ 1 Cror+	1
MIZORAM	Rs 53,54,186 ~ 53 Lacs+	1
NAGALAND	Rs 39,75,000 ~ 39 Lacs+	1
ANDAMAN & NICOBAR ISLANDS	Rs 12,41,034 ~ 12 Lacs+	1
		543

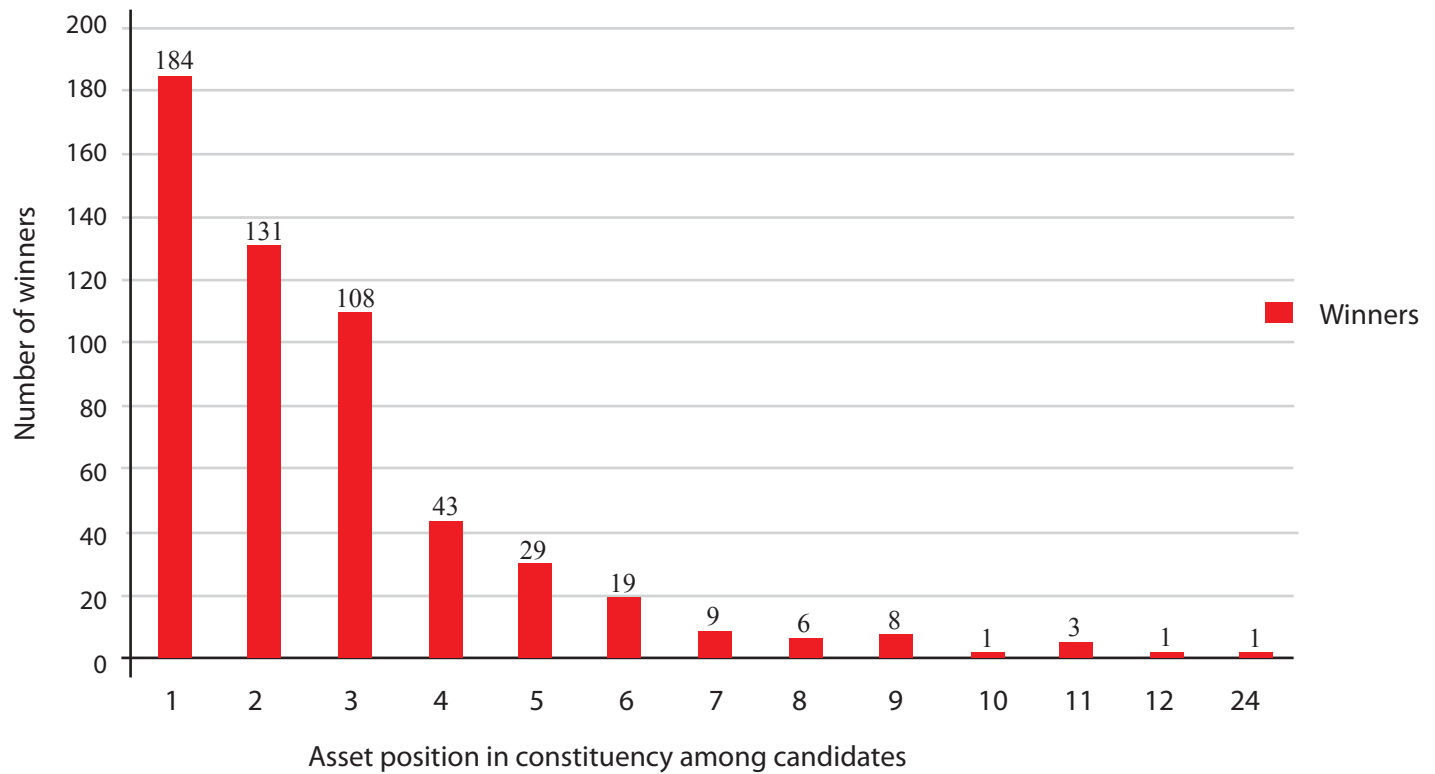
Asset position in constituency among candidates and chances of winning

The following table gives an analysis of asset position in constituency among candidates (highest asset to lowest asset) and their chances of winning. From 184 constituencies i.e. 34% constituencies, candidates with highest declared assets according to their own self sworn affidavits emerged as MPs. From 24% constituencies candidates with second highest declared assets won i.e. in almost 58% constituencies' candidates with first or second position according to assets emerged as MPs. The number of MPs kept decreasing according to their position in the constituency based on assets.

Table: Position in constituency based on assets and winners

Position in constituency based on assets	Total winners	% of winners
1	184	34%
2	131	24%
3	108	20%
4	43	8%
5	29	5%
6	19	3%
7	9	2%
8	6	1%
9	8	1%
10	1	0%
11	3	1%
12	1	0%
24	1	0%
Grand Total	543	100%

Figure: Asset position in constituency among candidates and winners



Crorepati MPs – PAN not given

25 crorepati MPs have not declared their PAN details even though these declarations are part of the affidavit. The names of these MPs are given below-

S No	Name	State	Constituency	Party	Movable Assets (Rs)	Immovable Assets (Rs)	Total Assets (Rs)	PAN Given
1	RAJKUMARI RATNA SINGH	Uttar Pradesh	Pratapgarh	INC	62,28,48,635	5,54,22,000	67,82,70, 635 67 Cror+	N
2	VINCENT H PALA	Meghalaya	Shillong	INC	2,29,03,060	22,87,18,130	25,16,21,190 25 Cror+	N
3	SHASHI THAROOR	Kerala	Thiruvananthapuram	INC	20,09,10,302	27,25,965	20,36,36,267 20 Cror+	N
4	ANGADI SURESH CHANNA-BASAPPA	Karnataka	Belgaum	BJP	6,93,24,263	9,50,20,000	16,43,44,263 16 Cror+	N
5	NAPOLEON, D.	Tamil Nadu	Perambalur	DMK	1,30,31,550	11,75,51,433	13,05,82,983 13 Cror+	N
6	TAWARE SURESH KASHINATH	Maharashtra	Bhiwandi	INC	24,92,054	10,65,47,898	10,90,39,952 10 Cror+	N

S No	Name	State	Constituency	Party	Movable Assets (Rs)	Immovable Assets (Rs)	Total Assets (Rs)	PAN Given
7	NINONG ERING	Arunachal Pradesh	Arunachal East	INC	3,53,20,000	6,90,00,000	10,43,20,000 10 Cror+	N
8	MAGUNTA SRINIVASULU REDDY	Andhra Pradesh	Ongole	INC	8,21,09,672	1,87,41,000	10,08,50,672 10 Cror+	N
9	TAMBIDURAI. M	Tamil Nadu	Karur	ADMK	4,51,40,517	4,86,09,710	9,37,50,227 9 Cror+	N
10	VENUGOPAL. D	Tamil Nadu	Tiruvannamalai	DMK	20,10,000	5,50,00,000	5,70,10,000 5 Cror+	N
11	K. H. MUNIYAPPA	Karnataka	Kolar	INC	1,42,16,402	3,77,05,000	5,19,21,402 5 Cror+	N
12	JAGDAMBIKAPAL	Uttar Pradesh	Domariyaganj	INC	66,21,330	4,31,00,000	4,97,21,330 4 Cror+	N
13	J. SHANTHA	Karnataka	Bellary	BJP	4,40,72,264	25,00,000	4,65,72,264 4 Cror+	N
14	LALUBHAI PATEL	Daman & Diu	Daman & Diu	BJP	1,61,07,985	2,07,71,400	3,68,79,385 3 Cror+	N
15	DR. MANDA JAGANNATH	Andhra Pradesh	Nagarkurnool	INC	29,26,000	2,52,00,000	2,81,26,000 2 Cror+	N
16	ADV. DUDHGAONKAR GANESHRAO NAGORAO	Maharashtra	Parbhani	SHS	32,39,563	2,48,72,157	2,81,11,720 2 Cror+	N
17	TAKAM SANJOY	Arunachal Pradesh	Arunachal West	INC	95,97,021	1,45,40,000	2,41,37,021 2 Cror+	N
18	RAVNEET SINGH	Punjab	Anandpur Sahib	INC	13,06,443	2,05,15,000	2,18,21,443 2 Cror+	N
19	RAVNEET SINGH	Kerala	Kasaragod	CPM	1,63,245	1,76,60,400	1,78,23,645 1 Cror+	N
20	PANABAKA LAKSHMI	Andhra Pradesh	Bapatla	INC	96,35,386	77,51,680	1,73,87,066 1 Cror+	N
21	HARSH VARDHAN	Uttar Pradesh	Maharajganj	INC	9,00,000	1,61,50,000	1,70,50,000 1 Cror+	N
22	VINAY KUMAR ALIAS VINNU	Uttar Pradesh	Shrawasti	INC	3,18,200	1,54,25,000	1,57,43,200 1 Cror+	N
23	BASORI SINGH MASRAM	Madhya Pradesh	Mandla	INC	11,71,178	1,23,50,000	1,35,21,178 1 Cror+	N
24	SHARIEF UD DIN SHARIQ	Jammu & Kashmir	Baramulla	JKN	19,55,000	1,00,00,000	1,19,55,000 1 Cror+	N
25	GORAKH-NATH	Uttar Pradesh	Bhadohi	BSP	19,31,442	82,36,306	1,01,67,748 1 Cror+	N

Details of top 20 MPs based on maximum assets

The table given below is a list of MPs with top 20 highest assets.

S No	Name	State	Constituency	Party	Movable Assets (Rs)	Immovable Assets (Rs)	Total Assets (Rs)	PAN Given
1	NAMA NAG-ESWARA RAO	ANDHRA PRADESH	Khammam	TDP	1,41,28,66,278	32,46,41,855	1,73,75,08,133 173 Cror+	Y
2	NAVEEN JINDAL	HARYANA	Kurukshetra	INC	1,25,34,82,000	5,72,48,000	1,31,07,30,000 131 Cror+	Y
3	L RAJAGOPAL	ANDHRA PRADESH	Vijayawada	INC	96,81,52,574	25,48,12,335	1,22,29,64,909 122 Cror+	Y
4	PATEL PRAFUL MANOHARBHAI	MAHARASHTRA	Bhandara-Gondiya	NCP	15,20,54,970	68,55,94,361	83,76,49,331 83 Cror+	Y
5	DR. G. VIVEKANAND	ANDHRA PRADESH	Peddapalle	INC	23,99,68,026	48,95,41,656	72,95,09,682 72 Cror+	Y
6	Y.S. JAGAN MOHAN REDDY	ANDHRA PRADESH	Kadapa	INC	50,74,85,537	22,06,66,121	72,81,51,658 72 Cror+	Y
7	RAJKUMARI RATNA SINGH	UTTAR PRADESH	Pratapgarh	INC	62,28,48,635	5,54,22,000	67,82,70,635 67 Cror+	N
8	HARSIMRAT KAUR	PUNJAB	Bathinda	SAD	24,11,64,703	36,19,35,432	60,31,00,135 60 Cror+	Y
9	SUPRIYA SULE	MAHARASHTRA	Baramati	NCP	38,78,14,597	11,66,85,976	50,45,00,573 50 Cror+	Y
10	SURENDRA SINGH NAGAR	UTTAR PRADESH	Gautam Budhha Nagar	BSP	25,11,04,300	24,09,80,000	49,20,84,300 49 Cror+	Y
11	H D KUMARA SWAMY	KARNATAKA	Bangalore Rural	JD(S)	28,28,08,574	20,19,79,807	48,47,88,381 48 Cror+	Y
12	SHIVAKUMAR CHANNABASAPPA UDASI	KARNATAKA	Haveri	BJP	22,99,36,935	25,25,74,633	48,25,11,568 48 Cror +	Y
13	PRENEET KAUR	PUNJAB	Patiala	INC	3,07,78,438	39,22,65,000	42,30,43,438 42 Cror+	Y
14	ANNUTANDON	UTTAR PRADESH	Unnao	INC	20,97,93,867	21,15,58,878	42,13,52,745 42 Cror+	Y
15	UDAY SINGH ALIAS PAPPU SINGH	BIHAR	Purnia	BJP	9,00,27,669	32,90,03,000	41,90,30,669 41 Cror+	Y
16	M RAJAMOHAN REDDY	ANDHRA PRADESH	Nellore	INC	10,54,79,996	25,79,82,700	36,34,62,696 36 Cror+	Y
17	DUTT PRIYA SUNIL	MAHARASHTRA	Mumbai North Central	INC	3,18,81,408	31,76,95,040	34,95,76,448 34 Cror+	Y
18	BADRUDDIN AJMAL	ASSAM	Dhubri	AUDF	3,19,80,608	27,15,40,393	30,35,21,001 30 Cror+	Y
19	KAPIL SIBAL	NCT OF DELHI	Chandni Chowk	INC	6,76,08,459	23,58,35,332	30,34,43,791 30 Cror+	Y
20	PINAKI MISRA	ORISSA	Puri	BJD	65,00,000	29,04,00,000	29,69,00,000 29 Cror+	Y

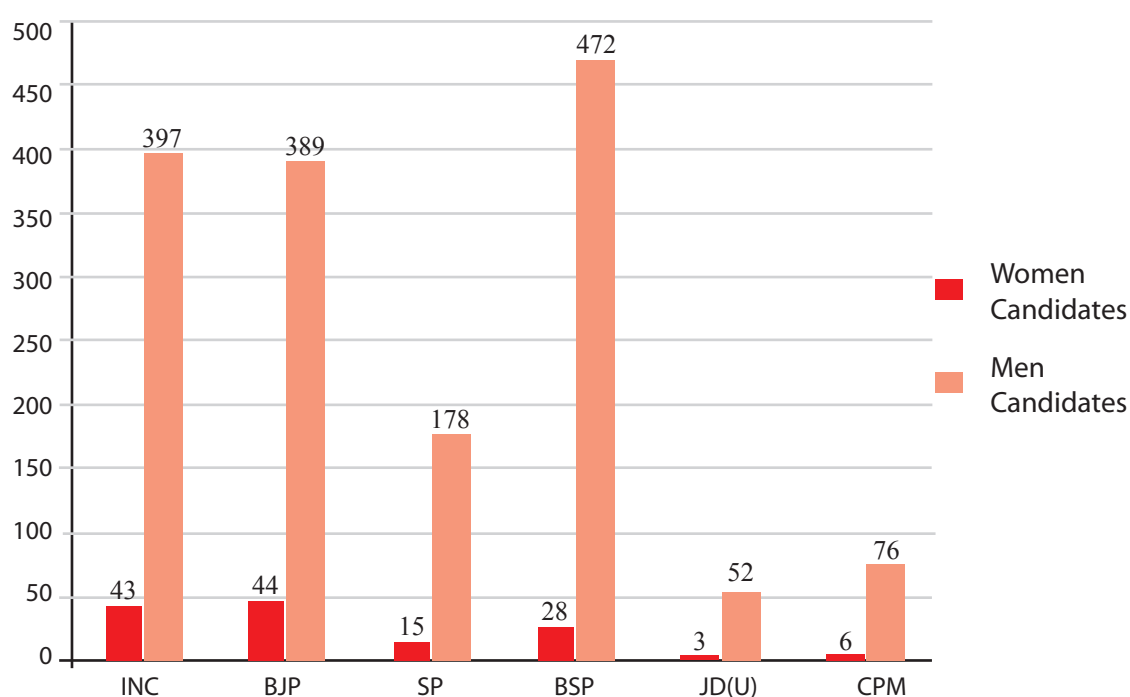
Female representation in Lok Sabha 2009 elections

Out of 8070 candidates who contested in Lok Sabha 2009 elections, only 556 or 7% were women. Out of these 556 only 59 or 11% emerged as MPs. The party wise break up for female candidates and MPs vis a vis male candidates and MPs is as below-

Table: Party wise female representation

	INC	BJP	SP	BSP	JD(U)	CPM	Other parties	Total
Women								
Candidates	43	44	15	28	3	6	417	556
MPs	24	13	3	4	2	1	12	59
% Women candidates	10%	10%	8%	6%	5%	7%	7%	7%
% Women MPs	12%	11%	13%	19%	10%	6%	9%	11%
Men								
Candidates	397	389	178	472	52	76	5950	7514
MPs	182	103	20	17	18	15	129	484
% Men candidates	90%	90%	92%	94%	95%	93%	93%	93%
% Men MPs	88%	89%	87%	81%	90%	94%	91%	89%
Total								
Candidates	440	433	193	500	55	82	6367	8070
MPs	206	116	23	21	20	16	141	543

Table: Candidate distribution based on gender analysis



Analysis of the first list of Cabinet Ministers

CONTENTS

Pending criminal cases details 69

Financial details..... 69

Average Assets and the PAN details 70

Asset details of ministers..... 71

Full details of pending criminal cases on ministers..... 76

Analysis of the first list of Cabinet Ministers

Pending criminal cases details

Affidavits of 66 out of 79 ministers in the first list of cabinet ministers in Lok Sabha 2009 were analysed by NEW. Out of these 66 ministers, there are pending criminal cases against 9 ministers. The ministers who have declared that they have pending criminal cases against them are-

1. Subodh Kant Sahay (INC),
2. Wasnik Mukul Balkrishna (INC),
3. Ajay Makan (INC),
4. Harish Rawat (INC),
5. Arun Yadav (INC),
6. Pratik Prakash Babu Patil (INC),
7. Pradeep Kumar Jain (INC),
8. Adhikari Sisir Kumar (AITC) and
9. Gandhi Selvan (DMK).

Adhikari Sisir Kumar (AITC) has declared that there is a pending criminal charge of theft against him. 5 ministers have declared that they are charged with wrongful restraint : Ajay Makan, Wasnik Mukul Balkrishna, Arun Yadav, Pratik Prakash Babu Patil & Pradeep Kumar Jain.

Financial details

There are 49 crorepati ministers in the new Lok Sabha. INC has 40, DMK has 5, NCP has 2 and JKNC & AITC has 1 crorepati minister each.

Maximum assets in the ministers are those of Mr Praful Patel of NCP from Bhandara, Gondiya, Maharashtra 83.7 Cr, followed by Ms Preneet Kaur of INC from Patiala at 42.3 Cr and Kapil Sibal of INC from Chandni Chowk at 30.3 Cr. The details of the ministers with maximum assets (top 5) are given below:

State	Constituency	Name of Minister	Party	Total Assets in Rs
Maharashtra	Bhandara-Gondiya	Praful Patel Manoharbhair	NCP	837,649,331
Punjab	Patiala	PRENEET KAUR	INC	423,043,438
NCTDelhi	Chandni Chowk	KAPIL SIBAL	INC	303,443,791
Tamil Nadu	Sivaganga	CHIDAMBARAM P	INC	273,908,542
Meghalaya	Shillong	VINCENT H PALA	INC	251,621,190

Minimum assets are those of Ms Mamta Bannerjee of AITC at 4.73 Lakhs, followed by Mr Adhikari Sisir Kumar of AITC at 10.8 Lakhs and Mr Antony of INC at 14.2 lakhs. The 5 MPs with lowest assets are given below:

State	Constituency	Name of Minister	Party	Total Assets in Rs
WEST BENGAL	Mathurapur	CHOUDHURY MOHAN JATUA	AITC	2,585,000
GUJARAT	Bardoli	TUSHARBHAI AMARSINH-BHAI CHAUDHARY	INC	2,213,661
KERALA	Pathanamthitta	ANTO ANTONY	INC	1,424,205
WEST BENGAL	Kanthi	ADHIKARI SISIR KUMAR	AITC	1,083,159
WEST BENGAL	Kolkata Dakshin	MAMATA BANERJEE	AITC	473,194

Average Assets and the PAN details

Average asset of the ministers in this Lok Sabha is 7.30 Cr, while that of the MPs is Rs 4.56 cr in Lok Sabha 2009. For calculating average assets, assets of three MPs above hundred crores have been excluded. If we include the assets of the three MPs above hundred crores, the average asset for MPs was Rs 5.32 crores.

There are five crorepati ministers who have not declared their PAN details along with their affidavits. The list of these ministers' is given below-

State	Constituency	Name of Minister	PAN given
MEGHALAYA	Shillong	VINCENT H PALA	No
KERALA	Thiruvananthapuram	SHASHI THAROOR	No
TAMIL NADU	Perambalur	NAPOLEON-D.	No
KARNATAKA	Kolar	K.H.MUNIYAPPA	No
ANDHRA PRADESH	Bapatla	PANABAKA LAKSHMI	No

Asset details of ministers

S No	State	Constituency	Name of minister	Party	Sex	Total Assets	Movable Assets	Immovable Assets	Liabilities
1	MAHARASHTRA	Bhandara-Gondiya	PATEL PRAFUL MANOHARBHAI	NCP	M	837,649,331	152,054,970	685,594,361	210,758,853
2	PUNJAB	Patiala	PRENEET KAUR	INC	F	423,043,438	30,778,438	392,265,000	0
3	NATIONAL CAPITAL TERRITORY OF DELHI	Chandni Chowk	KAPIL SIBAL	INC	M	303,443,791	67,608,459	235,835,332	0
4	MEGHALAYA	Shillong	VINCENT H PALA	INC	M	251,621,190	22,903,060	228,718,130	0
5	HIMACHAL PRADESH	Mandi	VIRBHADRA SINGH	INC	M	225,228,748	37,778,748	187,450,000	776,754
6	KERALA	Thiruvananthapuram	Shashi Tharoor	INC	M	203,636,267	200,910,302	2,725,965	0
7	ANDHRA PRADESH	Visakhapatnam	D. PURAN-DARESHWARI	INC	F	202,639,261	103,431,261	99,208,000	560,000
8	TAMIL NADU	Madurai	ALAGIRI M.K	DMK	M	193,978,895	105,106,895	88,872,000	0
9	MAHARASHTRA	Mumbai South	DEORA MILIND MURLI	INC	M	175,373,142	171,798,575	3,574,567	0
10	MADHYA PRADESH	Guna	JYOTIRADITYA MADHAVRAO SCINDIA	INC	M	149,094,212	22,674,212	126,420,000	0
11	MADHYA PRADESH	Chhindwara	KAMAL NATH	INC	M	141,770,037	55,195,068	86,574,969	0
12	TAMIL NADU	Perambalur	NAPOLEON-D.	DMK	M	130,582,983	13,031,550	117,551,433	11,049,256
13	BIHAR	Sasaram	MEIRA KUMAR	INC	F	101,565,500	11,145,500	90,420,000	0
14	JAMMU & KASHMIR	Srinagar	FAROOQ AB-DULLAH	JKN	M	97,841,140	1,541,140	96,300,000	0
15	MAHARASHTRA	Madha	PAWAR SHAR-ADCHANDRA GOVINDRAO	NCP	M	87,238,434	51,524,248	35,714,186	0

S No	State	Constituency	Name of minister	Party	Sex	Total Assets	Movable Assets	Immovable Assets	Liabilities
16	MAHARASHTRA	Solapur	SHINDE SUSHIL-KUMAR SAMB-HAJIRAO	INC	M	86,042,099	33,493,748	52,548,351	3,700,000
17	ANDHRA PRADESH	Kakinada	M M Pallamraju	INC	M	65,589,882	13,733,882	51,856,000	1,112,763
18	MAHARASHTRA	Mumbai North West	AD.KAMAT GURUDAS VASANT	INC	M	63,926,963	37,950,275	25,976,688	0
19	TAMIL NADU	Arakkonam	JAGATHRAKSHAKAN	DMK	M	59,106,399	6,079,699	53,026,700	0
20	ANDHRA PRADESH	Chevella	Sudini Jaipal Reddy	INC	M	56,150,333	1,200,333	54,950,000	2,042,919
21	MADHYA PRADESH	Khandwa	ARUN SUBHASHCHANDRA YADAV	INC	M	53,289,688	34,825,728	18,463,960	27,562,966
22	KARNATAKA	Kolar	K.H.Muniyappa	INC	M	51,921,402	14,216,402	37,705,000	21,019,510
23	KARNATAKA	Gulbarga	Mallikarjun Kharge	INC	M	50,646,534	13,308,044	37,338,490	5,508,946
24	HARYANA	Ambala	SELJA	INC	F	46,711,386	5,569,511	41,141,875	0
25	RAJASTHAN	Ajmer	SACHIN PILOT	INC	M	46,489,558	5,589,558	40,900,000	0
26	NATIONAL CAPITAL TERRITORY OF DELHI	New Delhi	AJAY MAKAN	INC	M	40,148,040	25,405,740	14,742,300	0
27	UTTAR PRADESH	Kushi Nagar	KU. RATANJEET PRATAP NARAYAN SINGH	INC	M	39,975,893	10,510,893	29,465,000	100,000
28	CHANDIGARH	Chandigarh	PAWAN KUMAR BANSAL	INC	M	38,729,400	8,229,400	30,500,000	0
29	TAMIL NADU	Chennai Central	DAYANIDHI MARAN	DMK	M	36,669,231	36,669,231	0	0
30	PUDUCHERRY	Pondicherry	NARAYANA-SAMY	INC	M	35,779,157	3,144,307	32,634,850	2,171,758

S No	State	Constituency	Name of minister	Party	Sex	Total Assets	Movable Assets	Immovable Assets	Liabilities
31	UTTAR PRADESH	Dhaurahra	KUNWAR JITIN PRASAD	INC	M	32,656,975	11,056,975	21,600,000	0
32	GUJARAT	Anand	BHARATBHAI MADHAVSINH SOLANKI	INC	M	30,918,994	5,008,596	25,910,398	2,683,993
33	UTTAR PRADESH	Kanpur	SRI PRAKASH JAISWAL	INC	M	30,767,980	15,567,980	15,200,000	0
34	MADHYA PRADESH	Ratlam	KANTILAL BHURIA	INC	M	30,557,089	7,391,089	23,166,000	0
35	KARNATAKA	Chikballapur	M. Veerappa Moily	INC	M	29,374,446	5,376,496	23,997,950	1,083,264
36	JHARKHAND	Ranchi	SUBODH KANT SAHAY	INC	M	27,854,918	11,159,918	16,695,000	0
37	WEST BENGAL	Barrackpur	DINESH TRIVEDI	AITC	M	27,203,930	17,853,930	9,350,000	0
38	WEST BENGAL	Jangipur	PRANAB MUKHERJEE	INC	M	26,920,479	8,461,890	18,458,589	0
39	UTTAR PRADESH	Farrukhabad	SALMAN KHUR-SHEED	INC	M	26,140,421	12,920,421	13,220,000	3,013,200
40	GUJARAT	Kheda	DINSHA ZAVARBHAI PATEL	INC	M	23,065,019	20,615,019	2,450,000	3,480,352
41	MAHARASHTRA	Sangli	PRATIK PRAKASHBAPU PATIL	INC	M	22,137,000	14,698,000	7,439,000	1,358,000
42	NATIONAL CAPITAL TERRITORY OF DELHI	North West Delhi	KIRSHNA TIRATH	INC	F	21,146,350	9,146,350	12,000,000	0
43	RAJASTHAN	Bhilwara	C P JOSHI	INC	M	20,376,956	6,644,088	13,732,868	1,400,000
44	ANDHRA PRADESH	Bapatla	PANABAKA LAKSHMI	INC	F	17,387,066	9,635,386	7,751,680	0
45	ASSAM	Jorhat	BIJOY KRISHNA HANDIQUE	INC	M	15,428,123	2,428,123	13,000,000	0

S No	State	Constituency	Name of minister	Party	Sex	Total Assets	Movable Assets	Immovable Assets	Liabilities
46	TAMIL NADU	Nilgiris	RAJA A	DMK	M	12,991,669	8,393,669	4,598,000	166,862
47	UTTARAKHAND	Hardwar	HARISH RAWAT	INC	M	11,825,335	8,375,335	3,450,000	0
48	TAMIL NADU	Thanjavur	PALANIMAN-ICKAM. S.S	DMK	M	7,523,592	4,778,592	2,745,000	2,841,136
49	MEGHALAYA	Tura	AGATHA K. SANGMA	NCP	F	6,644,295	1,644,295	5,000,000	0
50	ANDHRA PRADESH	Rajampet	ANNAYYAGARI SAI PRATHAP	INC	M	6,228,356	953,356	5,275,000	605,031
51	WEST BENGAL	Uluberia	SULTAN AHMED	AITC	M	6,026,230	3,026,230	3,000,000	3,600,555
52	RAJASTHAN	Tonk-Sawai Madhopur	NAMO NARAYAN	INC	M	6,006,236	3,506,236	2,500,000	0
53	ORISSA	Balasore	Srikanta Kumar Jena	INC	M	4,762,407	1,939,551	2,822,856	862,820
54	TAMIL NADU	Namakkal	Gandhiselvan S.	DMK	M	4,070,482	1,847,082	2,223,400	0
55	WEST BENGAL	Dum Dum	SAUGATA RAY	AITC	M	3,971,408	3,471,408	500,000	0
56	KERALA	Malappuram	E Ahamed	MUL	M	3,887,709	2,987,709	900,000	0
57	UTTAR PRADESH	Jhansi	PRADEEP KUMAR JAIN	INC	M	3,383,718	1,991,718	1,392,000	0
58	KERALA	Vadakara	Mullappally Ramachandran	INC	M	3,316,300	1,921,300	1,395,000	502,346
59	MAHARASHTRA	Ramtek	WASNIK MUKUL BALKRISHNA	INC	M	3,111,932	800,860	2,311,072	0
60	WEST BENGAL	Mathurapur	CHOUDHURY MOHAN JATUA	AITC	M	2,585,000	270,000	2,315,000	0
61	GUJARAT	Bardoli	TUSHARBHAI AMARSINHBHAI CHAUDHARY	INC	M	2,213,661	1,312,161	901,500	0

S No	State	Constituency	Name of minister	Party	Sex	Total Assets	Movable Assets	Immovable Assets	Liabilities
62	KERALA	Pathanamthitta	Anto Antony	INC	M	1,424,205	962,637	461,568	1,706,713
63	WEST BENGAL	Kanthi	ADHIKARI SISIR KUMAR	AITC	M	1,083,159	133,159	950,000	0
64	WEST BENGAL	Kolkata Dakshin	MAMATA BANERJEE	AITC	F	473,194	473,194	0	0

Full details of pending criminal cases on Ministers

S. No.	Name	State/ Dist	Constituency	Party	Age	Serious IPC Counts	No of Cases in which Ac-cused	No. of Cases in which Con-victed	Total
1	SUBODH KANT SAHAY	JHARKHAND	Ranchi	INC	57	0	1	0	1
Cases (Accused) 1. IPC Sections - 143, 188, 353, 283 , Other Details -			IPC Section		Description				
			143		Being member of an unlawful assembly				
			188		Disobedience to order duly promulgated by public servant				
			283		Danger or obstruction in public way or line of navigation				
Cases (Convicted) -----No Cases-----			353		Assault or criminal force to deter public servant from discharge of his duty				
S. No.	Name	State/ Dist	Constituency	Party	Age	Serious IPC Counts	No of Cases in which Ac-cused	No. of Cases in which Con-victed	Total
2	WASNIK MUKUL BALKRISHNA	MAHARASHTRA	Ramtek	INC	49	0	1	0	1
Cases (Accused) 1. IPC Sections - U/S147,149,341 , Other Details -			IPC Section		Description				
			147		rioting				
			149		Every member of unlawful assembly guilty of offence committed in prosecution of common object				
Cases (Convicted) -----No Cases-----			341		wrongful restraint				
S. No.	Name	State/ Dist	Constituency	Party	Age	Serious IPC Counts	No of Cases in which Ac-cused	No. of Cases in which Con-victed	Total
3	AJAY MAKAN	NATIONAL CAPITAL TERRITORY OF DELHI	New Delhi	INC	45	0	1	0	1
Cases (Accused) 1. IPC Sections - 147, 149, 341 , Other Details -		IPC Section				Description			
		147				rioting			
		149				Every member of unlawful assembly guilty of offence committed in prosecution of common object			

Cases (Convicted) -----No Cases----			341			wrongful restraint			
S. No.	Name	State/ Dist	Constitu-ency	Party	Age	Seri-ous IPC Counts	No of Cases in which Ac-cused	No. of Cases in which Con- victed	Total
4	HARISH RAWAT	UTTARA-KHAND	Hardwar	INC	59	0	1	0	1
Cases (Accused)			IPC Section		Description				
1. IPC Sections - 499,500,120B , Other Details -			120B		Punishment of criminal conspiracy				
			499		Defamation				
Cases (Convicted) -----No Cases----			500			defamation			
S. No.	Name	State/ Dist	Constitu-ency	Party	Age	Seri-ous IPC Counts	No of Cases in which Ac-cused	No. of Cases in which Con- victed	Total
5	ADHIKARI SISIR KUMAR	WEST BENGAL	Kanathi	AITC	69	1	1	0	1
Cases (Accused) 1. IPC Sections - 147,148,149,323,379,427 , Other Details - Gr 1138/81			Serious IPC Frequency Table						
			Serious IPC Sections			Number of Times they appear for this candidate			
			379			1			
			Total			1			
			IPC Section			Description			
			147			rioting			
			148			Rioting, armed with deadly weapon			
			149			Every member of unlawful assembly guilty of offence committed in prosecution of common object			
			323			voluntarily causing hurt			
Cases (Convicted) -----No Cases----			379			theft			
			427			Mischief causing damage to the amount of fifty rupees			
S. No.	Name	State/ Dist	Constitu-ency	Party	Age	Seri-ous IPC Counts	No of Cases in which Ac-cused	No. of Cases in which Con- victed	Total
6	GANDHISELVAN.S	TAMIL NADU	Namak-kal	DMK	46	0	1	0	1
Cases (Accused)			IPC Section		Description				
1. IPC Sections - 279,337,338 , Other Details -			279		Rash driving or riding on a public way				
Cases (Convicted) -----No Cases----			337		Causing hurt by act endangering life or personal safety of others				

S. No.	Name	State/ Dist	Constituency	Party	Age	Serious IPC Counts	No of Cases in which Ac-cused	No. of Cases in which Con- victed	Total
7	ARUN SUBHASHCHANDRA YADAV	MADHYA PRADESH	Khandwa	INC	36	0	1	0	1
Cases (Accused) 1. IPC Sections - 147,149,341 , Other Details -			IPC Section		Description				
			147		rioting				
			149		Every member of unlawful assembly guilty of offence committed in prosecution of common object				
Cases (Convicted) -----No Cases-----			341		wrongful restraint				
S. No.	Name	State/ Dist	Constituency	Party	Age	Serious IPC Counts	No of Cases in which Ac-cused	No. of Cases in which Con- victed	Total
8	PRATIK PRAKASHBAPU PATIL	MAHARASH-TRA	Sangli	INC	36	0	1	0	1
Cases (Accused) 1. IPC Sections - 341,332 , Other Details -			IPC Section		Description				
			332		Voluntarily causing hurt to deter public servant from his duty				
Cases (Convicted) -----No Cases-----			341		wrongful restraint				
S. No.	Name	State/ Dist	Constituency	Party	Age	Serious IPC Counts	No of Cases in which Ac-cused	No. of Cases in which Con- victed	Total
9	PRADEEP KUMAR JAIN	UTTAR PRADESH	Jhansi	INC	46	0	2	0	2
Cases (Accused) 1. IPC Sections - 332, 447, , Other Details - 2/3 LOK SAMPATI CHATI NIRDHARAN ACT 2. IPC Sections - 147, 283, 341 , Other Details - 7 CRIMINAL LAW ACT			IPC Section		Description				
			147		rioting				
			283		Danger or obstruction in public way or line of navigation				
			332		Voluntarily causing hurt to deter public servant from his duty				
			341		wrongful restraint				
Cases (Convicted) -----No Cases-----			447		criminal trespass				

Re-elected MPs and MPs who re-contested but lost: Asset Comparison

CONTENTS

Average asset increase for re contesting MPs - Party Wise	81
Average asset increase for re-elected MPs - Party wise	83
Asset comparison for re-contesting MPs.....	85
Asset comparison for re-elected MPs.....	99

Re-elected MPs and MPs who re- contested but lost: Asset Comparison

The chapter is based on the asset comparison analysis of following MPs -

1. MPs from Lok Sabha 2004 who re-contested in Lok Sabha 2009.
2. MPs from Lok Sabha 2004 who re-contested in Lok Sabha 2009 and won.

The comparison is based upon the affidavits filed by candidates as part of elections in 2004 and 2009. MPs whose affidavits were not completely available from either 2004 or 2009 elections have been marked with *. The assets of such MPs have not been considered for calculation purposes.

Executive Summary

The highlights of the analysis for both re-contesting and re-elected MPs are-

For re-contesting MPs

- Total re-contesting MPs= 304
- The average assets for these re contesting MPs as declared in 2004= Rs 19,253,442 (Rs 1.9 Cr)
- The average asset for these re contesting MPs as declared in 2009= Rs 48,615,082 (Rs 4.8 Cr)
- Average asset growth for these re contesting MPs = Rs 29,361,640 (Rs 2.9 Cr)
- Percentage growth in assets for these re contesting MPs = 289%

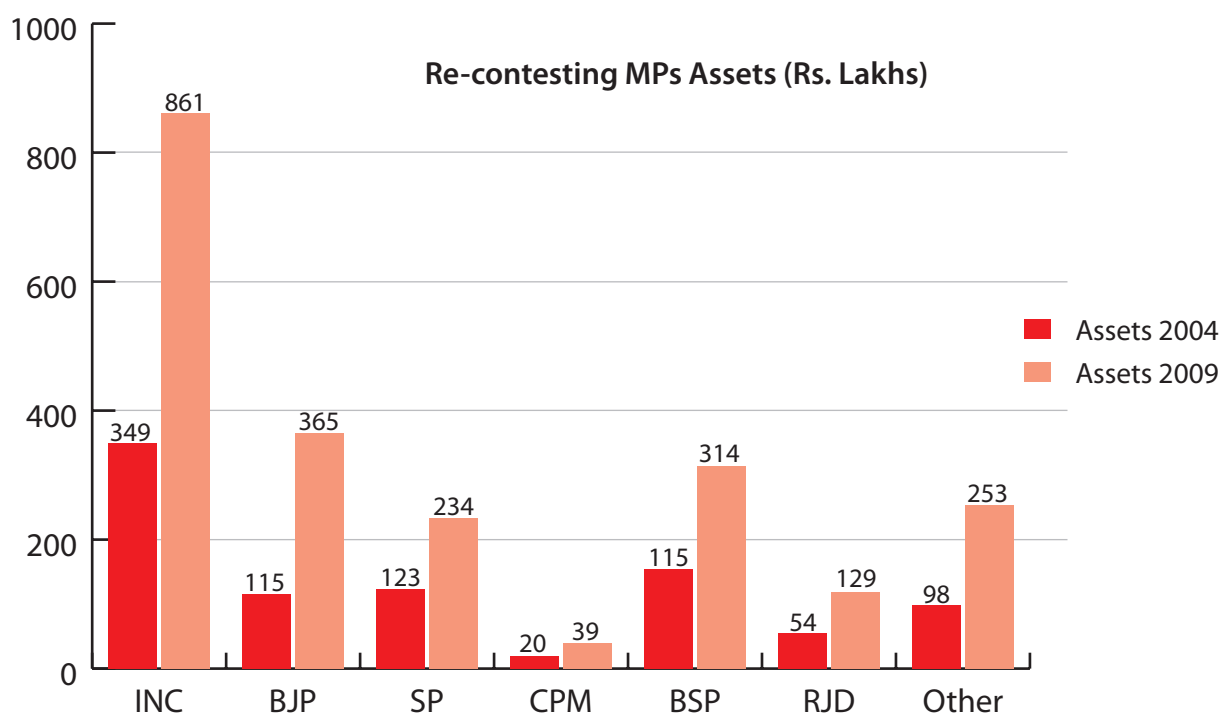
For re-elected MPs

- Total re-elected MPs= 157
- The average assets for these re-elected MPs as declared in 2004= Rs 22,896,998 (Rs 2.2 Cr)
- The average asset for these re-elected MPs as declared in 2009= Rs 60,893,869 (Rs 6 Cr)
- Average asset growth for these re-elected MPs= Rs 37,996,871 (Rs 3.7 Cr)
- Percentage growth in assets for these re-elected MPs= 288%

Average asset increase for re contesting MPs - Party Wise

For re-contesting MPs there has been an average increase of 240% for INC MPs and 314% for BJP MPs.

Figure: Asset comparison for re-contesting MPs of major Parties



Average asset increase for re-contesting MPs has been shown party-wise in the table given below.

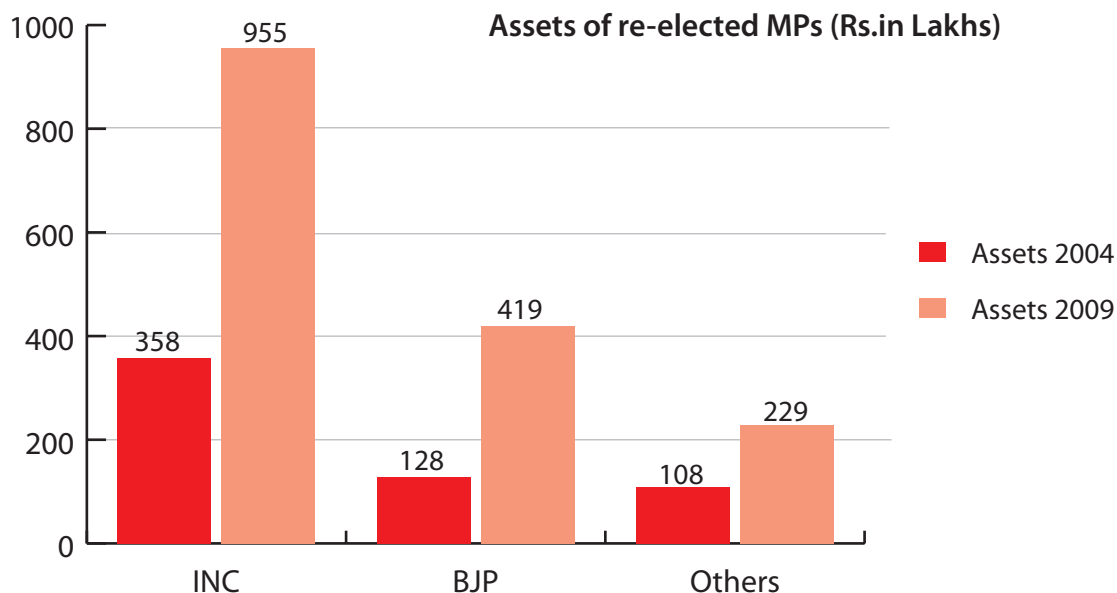
S No	2009 Party	Total number of MPs	Average assets 2004	Average assets 2009	Average asset increase	Average % increase in assets
1	INC	112	34,906,108	86,082,519	51,176,410	240%
2	BJP	68	11,479,391	36,514,025	25,034,634	314%
3	SP	21	12,313,486	23,361,847	11,048,361	340%
4	CPM	18	1,955,012	3,919,301	1,964,289	298%
5	BSP	15	15,470,175	31,410,603	15,940,428	852%
6	RJD	11	5,430,714	11,907,655	6,476,941	142%
7	SHS	7	16,712,188	31,144,625	14,432,437	73%
8	DMK	6	10,282,525	33,061,828	22,779,303	224%
9	IND	4	34,537,642	101,162,468	66,624,826	132%
10	NCP	4	14,970,938	33,248,354	18,277,416	113%
11	BJD	4	6,482,730	15,278,343	8,795,614	117%
12	SAD	4	13,767,840	22,556,902	8,789,063	77%
13	PMK	4	2,785,097	11,121,642	8,336,545	273%
14	JMM	4	1,972,005	8,329,126	6,357,121	537%
15	CPI	4	2,469,305	3,787,186	1,317,881	132%
16	TRS	2	9,305,287	36,723,165	27,417,878	285%
17	JD(S)	2	6,190,837	18,413,267	12,222,430	896%
18	LJP	2	6,095,732	14,371,383	8,275,652	190%

S No	2009 Party	Total number of MPs	Average assets 2004	Average assets 2009	Average asset increase	Average % increase in assets
19	JD(U)	2	5,021,651	8,222,170	3,200,519	56%
20	AGP	2	1,779,594	4,226,783	2,447,189	137%
21	RLD	1	13,423,683	58,232,462	44,808,779	334%
22	KEC	1	11,235,355	35,436,273	24,200,918	215%
23	RPI	1	2,656,172	17,179,813	14,523,641	547%
24	AIMIM	1	3,902,342	9,302,233	5,399,891	138%
25	BPF	1	1,692,686	4,954,903	3,262,217	193%
26	JVM	1	500,000	2,137,675	1,637,675	328%
27	PDA	1	205,000	1,550,089	1,345,089	656%
28	AITC	1	375,489	473,194	97,705	26%
	Grand Total	304	19,253,442	48,615,082	29,361,640	289%

Average asset increase for re-elected MPs - Party wise

For re-elected MPs there has been an average increase of 340% for INC MPs and 199% for BJP MPs. For other parties please see below.

Figure: Asset comparison for re-elected MPs of INC & BJP



S No	2009 Party	Total number of MPs	Average assets 2004	Average assets 2009	Average asset increase	Average % increase in assets
1	INC	73	35,825,794	95,488,597	59,662,803	340%
2	BJP	35	12,831,874	41,945,074	29,113,200	199%
3	DMK	7	9,544,063	30,763,590	21,219,527	225%
4	SP	7	25,848,213	39,941,033	14,092,820	168%
5	CPM	6	1,668,406	5,013,107	3,344,701	655%
6	BJD	5	5,253,184	14,434,875	9,181,691	734%
7	SHS	5	21,305,095	39,585,636	18,280,540	59%
8	BSP	2	1,384,130	6,640,406	5,256,277	381%
9	CPI	2	3,458,438	2,942,374	-516,065	-16%
10	RJD	2	6,769,381	18,935,966	12,166,585	146%
11	SAD	2	12,308,626	16,491,356	4,182,730	63%
12	AIMIM	1	3,902,342	9,302,233	5,399,891	138%
13	AITC	1	375,489	473,194	97,705	26%
14	BPF	1	1,692,686	4,954,903	3,262,217	193%
15	IND	1	8,842,586	11,552,012	2,709,426	31%
16	JD(S)	1	11,439,574	19,672,157	8,232,583	72%
17	JD(U)	1	6,746,462	11,996,586	5,250,124	78%
18	JMM	1	3,802,022	8,229,419	4,427,397	116%
19	JVM	1	500,000	2,137,675	1,637,675	328%

S No	2009 Party	Total number of MPs	Average assets 2004	Average assets 2009	Average asset increase	Average % increase in assets
20	NCP	1	32,717,582	87,238,434	54,520,852	167%
21	RLD	1	13,423,683	58,232,462	44,808,779	334%
22	TRS	1	8,598,858	22,669,420	14,070,562	164%
	Grand Total	157	22,896,998	60,893,869	37,996,871	288%

For individual asset comparison please see the tables given in next page.

Asset comparison for re-contesting MPs

The following table gives the list for re-contesting MPs for Lok Sabha 2009.

S No	Name	2009 Party	State	Assets in 2004	Assets in 2009	Increase	% In-crease	Comments
1	NAVEEN JINDAL	INC	HARYANA	121,295,000	1,310,730,000	1,189,435,000	981%	
2	LAGADAPATI RAJA GOPAL*	INC	ANDHRA PRADESH	96,091,980	1,222,964,909	1,126,872,929	1173%	Bad scan 2004 affidavit
3	BALASHOWRY VALLABHANENI	INC	ANDHRA PRADESH	103,238,914	1,219,428,113	1,116,189,199	1081%	
4	MONI KUMAR SUBBA	INC	ASSAM	186,328,386	578,758,296	392,429,910	211%	
5	UDAY SINGH	BJP	BIHAR	30,654,143	419,030,669	388,376,526	1267%	
6	MEKAPATI RA-JAMOHAN REDDY	INC	ANDHRA PRADESH	55,243,669	363,462,696	308,219,027	558%	
7	VINOD KHANNA	BJP	PUNJAB	81,081,889	351,755,273	270,673,384	334%	
8	RENUKA CHOWDHURY	INC	ANDHRA PRADESH	142,101,162	381,527,459	239,426,297	168%	
9	HARISH NAGPAL	IND	UTTAR PRADESH	67,234,623	261,250,266	194,015,643	289%	
10	DAGGUBATI PURANDARESWARI	INC	ANDHRA PRADESH	34,524,378	202,639,261	168,114,883	487%	
11	KAPIL SIBAL	INC	NCT DELHI	158,850,000	303,443,791	144,593,791	91%	
12	DESHMUKH SUBHASH SURESHCHANDRA	BJP	MAHARASHTRA	36,747,006	176,694,737	139,947,731	381%	
13	RANA GURJEET SINGH	INC	PUNJAB	205,828,008	340,927,000	135,098,992	66%	
14	JYOTIRADITYA MADHAVRAO SCINDIA	INC	MADHYA PRADESH	28,087,039	149,094,212	121,007,173	431%	
15	ANGADI SURESH CHANABASAPPA	BJP	KARNATAKA	47,466,698	164,344,263	116,877,565	246%	
16	MANEKA GANDHI	BJP	UTTAR PRADESH	66,693,705	176,010,979	109,317,274	164%	
17	SALEEM IQBAL SHERVANI	INC	UTTAR PRADESH	96,980,000	203,141,000	106,161,000	109%	
18	RAYAPATI SAMBASIVA RAO	INC	ANDHRA PRADESH	48,198,297	147,143,582	98,945,285	205%	
19	AARON RASHID.J.M	INC	TAMIL NADU	153,505,148	248,974,573	95,469,425	62%	
20	CHIDAMBARAM P.	INC	TAMIL NADU	179,861,585	273,908,542	94,046,957	52%	
21	G.M. SIDDESWARA	BJP	KARNATAKA	50,282,989	140,248,867	89,965,878	179%	
22	KAMALNATH	INC	MADHYA PRADESH	51,839,379	141,770,037	89,930,658	173%	
23	KALMADI SURESH	INC	MAHARASHTRA	39,400,875	128,165,624	88,764,749	225%	

S No	Name	2009 Party	State	Assets in 2004	Assets in 2009	Increase	% Increase	Comments
24	SONTOSH MOHAN DEV	INC	ASSAM	12,356,601	101,108,377	88,751,776	718%	
25	RAJ BABBAR	INC	UTTAR PRADESH	22,326,400	109,563,378	87,236,978	391%	
26	MILIND MURLI DEORA	INC	MAHARASHTRA	88,714,665	175,373,142	86,658,477	98%	
27	BADIGA RAMAKRISHNA	INC	ANDHRA PRADESH	138,815,000	225,047,000	86,232,000	62%	
28	KU. DEVENDRA SINGH YADAV	BSP	UTTAR PRADESH	123,563,829	209,713,306	86,149,477	70%	
29	NAVJOT SINGH SIDHU	BJP	PUNJAB	64,211,374	143,635,662	79,424,288	124%	
30	ADHALARAO PATIL SHIVAJIRAO	SHS	MAHARASHTRA	52,228,181	127,113,134	74,884,953	143%	
31	SREENIVASULU REDDY MAGUNTA	INC	ANDHRA PRADESH	26,523,211	100,850,672	74,327,461	280%	
32	MEIRA KUMAR	INC	BIHAR	28,956,230	101,565,500	72,609,270	251%	
33	DELKAR MOHANBHAI SANJIBHAI	INC	DADRA & NAGAR HAVELI	28,619,160	94,775,558	66,156,398	231%	
34	GEORGE FERNANDES	IND	BIHAR	33,987,410	95,439,798	61,452,388	181%	
35	DUSHYANT SINGH	BJP	RAJASTHAN	7,082,067	64,110,900	57,028,833	805%	
36	MALLIPUDI MANGAPATI PALLAM RAJU	INC	ANDHRA PRADESH	10,002,205	65,589,882	55,587,677	556%	
37	PAWAR SHARADCHANDRA GOVINDRAO	NCP	MAHARASHTRA	32,717,582	87,238,434	54,520,852	167%	
38	ATIQUE AHAMAD*	AD	UTTAR PRADESH	33,704,071	87,293,000	53,588,929	159%	Movable assets page missing from 2009 affidavit
39	THANGKABALU K. V.	INC	TAMIL NADU	55,430,788	108,715,814	53,285,026	96%	
40	MANI SHANKAR AIYAR	INC	TAMIL NADU	19,391,699	72,014,689	52,622,990	271%	
41	BIKRAM KESHARI DEO	BJP	ORISSA	3,237,000	52,792,000	49,555,000	1531%	
42	BAALU T. R.	DMK	TAMIL NADU	27,444,755	76,971,478	49,526,723	180%	
43	VENUGOPAL.D	DMK	TAMIL NADU	7,685,000	57,010,000	49,325,000	642%	
44	P. JAYA PRADA NAHATA	SP	UTTAR PRADESH	84,275,000	131,490,118	47,215,118	56%	

S No	Name	2009 Party	State	Assets in 2004	Assets in 2009	Increase	% In-crease	Comments
45	K.H. MUNIYAPPA	INC	KARNATAKA	6,187,039	51,921,402	45,734,363	739%	
46	AJIT SINGH	RLD	UTTAR PRADESH	13,423,683	58,232,462	44,808,779	334%	
47	SACHIN PILOT	INC	RAJASTHAN	2,519,000	46,489,558	43,970,558	1746%	
48	JAIPAL REDDY SUDINI	INC	ANDHRA PRADESH	13,351,507	56,150,333	42,798,826	321%	
49	B.VINOD KUMAR	TRS	ANDHRA PRADESH	10,011,716	50,776,909	40,765,193	407%	
50	AFAJAL ANSARI	BSP	UTTAR PRADESH	5,085,455	45,844,836	40,759,381	801%	
51	GAVIT MANIKRAO HODLYA*	INC	MAHARASHTRA	1,014,065	41,064,753	40,050,688	3950%	Bad scan 2004 affidavit
52	AKSHAY PRATAP SINGH (GOPAL JI)	SP	UTTAR PRADESH	2,169,847	42,118,096	39,948,249	1841%	
53	SELJA	INC	HARYANA	8,076,087	46,711,386	38,635,299	478%	
54	KOTLA JAYA SURYA PRAKASH REDDY	INC	ANDHRA PRADESH	15,941,801	53,719,195	37,777,394	237%	
55	BHARTRUHARI MAHTAB	BJD	ORISSA	17,843,407	51,073,861	33,230,454	186%	
56	KAILASH NATH SINGH YADAV	BSP	UTTAR PRADESH	5,843,089	36,904,540	31,061,451	532%	
57	AVTAR SINGH BHADANA	INC	HARYANA	9,763,648	40,573,585	30,809,937	316%	
58	KAMAT GURUDAS	INC	MAHARASHTRA	33,894,725	63,926,963	30,032,238	89%	
59	SOLANKI BHARATSINH MADHAVSINH	INC	GUJARAT	996,308	30,918,994	29,922,686	3003%	
60	AKHILES PRASAD SINGH	RJD	BIHAR	3,669,358	33,464,000	29,794,642	812%	
61	PANKAJ CHAUDHARY	BJP	UTTAR PRADESH	14,174,401	43,754,559	29,580,158	209%	
62	SHYAMA CHARAN GUPT*	SP	UTTAR PRADESH	108,569,913	135,600,000	27,030,087	25%	Movable assets page missing from 2009 affidavit
63	RASHEED MASOOD	SP	UTTAR PRADESH	26,175,490	52,723,138	26,547,648	101%	
64	LAKSHMAN SINGH	BJP	MADHYA PRADESH	49,014,314	75,196,188	26,181,874	53%	
65	AKHILESH YADAV	SP	UTTAR PRADESH	23,142,705	48,582,202	25,439,497	110%	
66	ELANGO VAN E. V. K. S.	INC	TAMIL NADU	4,131,000	29,067,279	24,936,279	604%	
67	K. FRANCIS GEORGE	KEC	KERALA	11,235,355	35,436,273	24,200,918	215%	
68	JIVABHAI AMBALAL PATEL	INC	GUJARAT	34,602,412	57,797,000	23,194,588	67%	Bad scan 2009 affidavit

S No	Name	2009 Party	State	Assets in 2004	Assets in 2009	Increase	% In-crease	Comments
69	LALU PRASAD	RJD	BIHAR	8,669,342	31,702,693	23,033,351	266%	
70	DAYANIDHI MARAN	DMK	TAMIL NADU	14,040,963	36,669,231	22,628,268	161%	
71	L. K. ADVANI	BJP	GUJARAT	13,042,443	35,543,172	22,500,729	173%	
72	S. P. Y. REDDY	INC	ANDHRA PRADESH	70,386,900	92,871,000	22,484,100	32%	
73	AMBAREESH M. H.	INC	KARNATAKA	7,394,819	29,735,720	22,340,901	302%	
74	MANE NIVEDITA SAMBHAJIRAO	NCP	MAHARASHTRA	7,913,845	30,170,798	22,256,953	281%	
75	K. C. SINGH BABA*	INC	UTTARAKHAND	22,319,954	43,987,049	21,667,095	97%	Bad scan 2004 affidavit
76	DR.MANDA JAGANNATH	INC	ANDHRA PRADESH	6,597,504	28,126,000	21,528,496	326%	
77	PAWAN KUMAR BANSAL	INC	CHANDIGARH	17,550,052	38,729,400	21,179,348	121%	
78	SURENDRA PRAKASH GOYAL	INC	UTTAR PRADESH	6,164,616	27,055,550	20,890,934	339%	
79	SHINGADA DAMODAR BARKU	INC	MAHARASHTRA	8,657,109	28,928,513	20,271,404	234%	
80	BIREN SINGH ENGTI	INC	ASSAM	5,389,194	25,297,069	19,907,875	369%	
81	RAHUL GANDHI	INC	UTTAR PRADESH	4,527,880	23,274,706	18,746,826	414%	
82	SANGEETA KUMARI SINGH DEO	BJP	ORISSA	27,015,052	45,688,804	18,673,752	69%	
83	SANDEEP DIKSHIT	INC	NCT DELHI	4,764,901	22,746,428	17,981,527	377%	
84	DR. H.T. SANGLIANA	INC	KARNATAKA	7,666,050	25,466,411	17,800,361	232%	
85	BRIJ BHUSHAN SHARAN SINGH	SP	UTTAR PRADESH	35,810,577	53,537,885	17,727,308	50%	
86	DINSHA PATEL	INC	GUJARAT	5,727,475	23,065,019	17,337,544	303%	
87	C. H. VIJAYASHANKAR	BJP	KARNATAKA	263,999	17,493,189	17,229,190	6526%	
88	SUKHDEV SINGH DHINDSA	SAD	PUNJAB	13,984,341	31,100,235	17,115,894	122%	
89	VIJAYENDRAPAL SINGH	BJP	RAJASTHAN	24,354,054	41,396,874	17,042,820	70%	
90	KANTILAL BHURIA	INC	MADHYA PRADESH	13,991,825	30,557,089	16,565,264	118%	
91	M. ANJAN KUMAR YADAV	INC	ANDHRA PRADESH	4,250,700	20,620,697	16,369,997	385%	
92	M. SHIVANNA	JD(S)	KARNATAKA	942,100	17,154,377	16,212,277	1721%	
93	BENI PRASAD VERMA	INC	UTTAR PRADESH	4,112,560	19,913,574	15,801,014	384%	
94	KUNNUR MANJU-NATH CHANNAPPA	INC	KARNATAKA	12,862,400	28,558,354	15,695,954	122%	

S No	Name	2009 Party	State	Assets in 2004	Assets in 2009	Increase	% In-crease	Com-ments
95	KAMLA PRASAD*	BSP	UTTAR PRADESH	4,482,000	20,087,099	15,605,099	348%	Unclear hand writing in 2004 affidavit
96	SUBODH KANT SAHAY	INC	JHARKHAND	12,291,253	27,854,918	15,563,665	127%	
97	KUNWAR JITIN PRASAD	INC	UTTAR PRADESH	17,113,691	32,656,975	15,543,284	91%	
98	KRISHNA TIRATH	INC	NCT DELHI	6,415,254	21,146,350	14,731,096	230%	
99	DANVE RAOSAHEB DADARAO PATIL	BJP	MAHARASHTRA	9,681,004	24,271,518	14,590,514	151%	
100	ATHAWALE RAMDAS BANDU	RPI	MAHARASHTRA	2,656,172	17,179,813	14,523,641	547%	
101	SUKDEO PASWAN*	IND	BIHAR	5,934,736	20,216,435	14,281,699	241%	Bad scan 2009 affidavit
102	KOLI PATEL SOMABHAI GANDABHAI	INC	GUJARAT	4,404,130	18,635,718	14,231,588	323%	
103	RAMSINGH KASWAN	BJP	RAJASTHAN	13,198,438	27,403,097	14,204,659	108%	
104	BIJOY KRISHNA HANDIQUE	INC	ASSAM	1,356,192	15,428,123	14,071,931	1038%	
105	K. CHAN-DRASEKHAR RAO	TRS	ANDHRA PRADESH	8,598,858	22,669,420	14,070,562	164%	
106	MOORTHY A.K.	PMK	TAMIL NADU	3,696,741	17,642,595	13,945,854	377%	
107	JASWANT SINGH BISHNOI	BJP	RAJASTHAN	6,992,729	20,380,026	13,387,297	191%	
108	ARVIND KUMAR SHARMA	INC	HARYANA	5,736,332	19,071,256	13,334,924	232%	
109	RAM JI LAL SUMAN	SP	UTTAR PRADESH	4,235,985	17,516,869	13,280,884	314%	
110	INDERJIT SINGH	INC	HARYANA	54,205,874	67,383,257	13,177,383	24%	
111	ASHOK KUMAR PRADHAN	BJP	UTTAR PRADESH	12,139,733	25,263,357	13,123,624	108%	
112	RAM CHANDRA PASWAN	LJP	BIHAR	3,859,030	16,903,975	13,044,945	338%	
113	TAPIR GAO	BJP	ARUNACHAL PRADESH	5,516,640	18,520,000	13,003,360	236%	
114	MOHD. MUQUEEM	BSP	UTTAR PRADESH	4,302,000	17,150,000	12,848,000	299%	
115	RAMESH BAIS*	BJP	CHHATTISGARH	9,691,184	22,476,391	12,785,207	132%	Bad scan 2004 affidavit
116	PRO. S.P SINGH BAGHEL	BSP	UTTAR PRADESH	5,623,000	18,281,086	12,658,086	225%	
117	P. KARUNAKARAN	CPM	KERALA	5,190,249	17,823,645	12,633,396	243%	

S No	Name	2009 Party	State	Assets in 2004	Assets in 2009	Increase	% In-crease	Com-ments
118	KIRTI VARDHAN SINGH ALIAS RAJA BHAIYA	BSP	UTTAR PRADESH	8,600,704	20,957,984	12,357,280	144%	
119	PANABAKA LAKSHMI	INC	ANDHRA PRADESH	5,394,726	17,387,066	11,992,340	222%	
120	SUGAVANAM. E.G.*	DMK	TAMIL NADU	5,113,291	16,974,157	11,860,866	232%	Bad scan 2004 affidavit
121	PRANAB MUKHERJEE	INC	WEST BENGAL	15,204,925	26,920,479	11,715,554	77%	
122	CHANDRAPRATAP SINGH	SP	MADHYA PRADESH	795,619	12,464,922	11,669,303	1467%	
123	SHRIPRAKASH JAISWAL	INC	UTTAR PRADESH	19,127,260	30,767,980	11,640,720	61%	
124	GAWALI (PATIL) KU. BHAVANA PUNDLIKRAO	SHS	MAHARASHTRA	18,808,750	30,399,471	11,590,721	62%	
125	GADAKH TUKARAM GANGADHAR	BSP	MAHARASHTRA	23,446,680	34,951,273	11,504,593	49%	
126	GADDIGOUDAR PARVATAGOUDA CHANDANAGOUDA	BJP	KARNATAKA	5,375,000	16,762,000	11,387,000	212%	
127	JUAL ORAM	BJP	ORISSA	5,746,675	17,011,470	11,264,795	196%	
128	PARASNATH YADAVA	SP	UTTAR PRADESH	2,941,300	13,874,968	10,933,668	372%	
129	ARJUN CHARAN SETHI*	BJD	ORISSA	335,000	11,061,000	10,726,000	3202%	Assets page missing from 2004 affidavit
130	MOHD. TAHIR	BSP	UTTAR PRADESH	116,697	10,779,346	10,662,649	9137%	
131	AHIR VIKRAMBHAI ARJANBHAI MADAM	INC	GUJARAT	4,982,028	15,590,109	10,608,081	213%	
132	ADHIR RANJAN CHOWDHURY	INC	WEST BENGAL	19,395,174	29,943,557	10,548,383	54%	
133	PRENEET KAUR	INC	PUNJAB	412,867,297	423,043,438	10,176,141	2%	
134	SURESH PRABHAKAR PRABHU	SHS	MAHARASHTRA	4,520,169	14,650,806	10,130,637	224%	
135	SUBHASH MEHARIA	BJP	RAJASTHAN	13,267,020	23,383,778	10,116,758	76%	
136	DHANARAJU. K	PMK	TAMIL NADU	2,453,860	12,531,134	10,077,274	411%	
137	RAMAKANT YADAV	BJP	UTTAR PRADESH	17,358,777	27,294,000	9,935,223	57%	
138	AJAY MAKAN	INC	NCT DELHI	30,234,158	40,148,040	9,913,882	33%	
139	D. V. SADANANDA GOWDA	BJP	KARNATAKA	4,635,359	14,375,959	9,740,600	210%	

S No	Name	2009 Party	State	Assets in 2004	Assets in 2009	Increase	% In-crease	Comments
140	SONIA GANDHI*	INC	UTTAR PRADESH	4,109,300	13,794,768	9,685,468	236%	Bad Scan 2004 affidavit
141	CHARANJIT SINGH ATWAL	SAD	PUNJAB	16,469,765	26,144,663	9,674,898	59%	
142	NARANBHAI RATHWA	INC	GUJARAT	2,793,000	12,412,727	9,619,727	344%	
143	WAGMARE SURESH GANAPAT	BJP	MAHARASHTRA	441,000	9,965,000	9,524,000	2160%	
144	USHA VERMA	SP	UTTAR PRADESH	976,000	10,111,699	9,135,699	936%	
145	ANANTHA VENKATA RAMI REDDY	INC	ANDHRA PRADESH	3,890,000	13,015,000	9,125,000	235%	
146	SARVEY SATHYANARAYANA	INC	ANDHRA PRADESH	1,110,000	10,112,521	9,002,521	811%	
147	HEMLAL MURMU	JMM	JHARKHAND	1,680,400	10,680,606	9,000,206	536%	
148	VELU R.	PMK	TAMIL NADU	4,569,785	13,437,838	8,868,053	194%	
149	ANIRUDH PRASAD ALIAS SADHU YADAV	INC	BIHAR	5,234,219	14,061,813	8,827,594	169%	
150	VAGHELA SHANKERSINH LAXMANSINH	INC	GUJARAT	6,014,174	14,445,010	8,430,836	140%	
151	DHIRENDRA AGARWAL	IND	JHARKHAND	28,085,948	36,407,794	8,321,846	30%	
152	CHANDRA BHUSHAN SINGH (MUNNOO BABU)	SP	UTTAR PRADESH	9,260,000	17,551,589	8,291,589	90%	
153	H. D. DEVEGOWDA	JD(S)	KARNATAKA	11,439,574	19,672,157	8,232,583	72%	
154	BALIRAM KASHYAP	BJP	CHHATTISGARH	1,865,382	9,948,590	8,083,208	433%	
155	KISHAN SINGH SANGWAN	BJP	HARYANA	7,761,938	15,765,452	8,003,514	103%	
156	TEK LAL MAHTO	JMM	JHARKHAND	625,000	8,550,119	7,925,119	1268%	
157	CHANDRAPAL SINGH YADAV*	SP	UTTAR PRADESH	4,219,630	12,091,752	7,872,122	187%	Bad Scan 2004 affidavit
158	RAGHURAJ SINGH SHAKYA	SP	UTTAR PRADESH	1,595,559	9,434,570	7,839,011	491%	
159	PARAMJIT KAUR GULSHAN	SAD	PUNJAB	6,387,661	14,208,609	7,820,948	122%	
160	RATHOD HARISING NASARU	INC	MAHARASHTRA	3,801,000	11,512,482	7,711,482	203%	
161	DHANI RAM SHANDIL	INC	HIMACHAL PRADESH	9,272,958	16,885,300	7,612,342	82%	
162	BARAD JASUBHAI DHANABHAI	INC	GUJARAT	18,457,408	25,678,358	7,220,950	39%	
163	RAJA A.	DMK	TAMIL NADU	5,816,434	12,991,669	7,175,235	123%	

S No	Name	2009 Party	State	Assets in 2004	Assets in 2009	Increase	% In-crease	Comments
164	DHOTRE SANJAY SHAMRAO	BJP	MAHARASHTRA	12,289,645	19,335,144	7,045,499	57%	
165	CHANDRA SEKHAR SAHU	INC	ORISSA	1,417,000	8,220,532	6,803,532	480%	
166	FAGGAN SINGH KULASTE	BJP	MADHYA PRADESH	3,091,035	9,853,370	6,762,335	219%	
167	RAJEN GOHAIN	BJP	ASSAM	3,659,245	10,290,891	6,631,646	181%	
168	ANANTH KUMAR	BJP	KARNATAKA	5,747,974	12,206,366	6,458,392	112%	
169	JIGAJINAGI RAMESH CHANDAPPA	BJP	KARNATAKA	5,480,600	11,753,725	6,273,125	114%	
170	SOHAN POTAI	BJP	CHHATTISGARH	2,114,406	8,261,296	6,146,890	291%	
171	DR. SHAFIQUURRAHMAN BARQ	BSP	UTTAR PRADESH	1,349,151	7,059,763	5,710,612	423%	
172	RAGHUNATH JHA	RJD	BIHAR	11,267,189	16,964,767	5,697,578	51%	
173	MADAN LAL SHARMA	INC	JAMMU & KASHMIR	6,217,000	11,882,734	5,665,734	91%	
174	HANNAN MOLLAH	CPM	WEST BENGAL	621,879	6,208,199	5,586,320	898%	
175	AHIR HANSRAJ GANGARAM	BJP	MAHARASHTRA	2,653,960	8,084,050	5,430,090	205%	
176	ASADUDDIN OWASI	AIM IM	ANDHRA PRADESH	3,902,342	9,302,233	5,399,891	138%	
177	SHRIPAD YESSO NAIK	BJP	GOA	4,537,329	9,897,462	5,360,133	118%	
178	VILAS MUTTEMWAR	INC	MAHARASHTRA	10,020,539	15,302,294	5,281,755	53%	
179	RAJIV RANJAN SINGH ALIAS LALAN SINGH	JD (U)	BIHAR	6,746,462	11,996,586	5,250,124	78%	
180	CHANDRABHAN BHAIYA*	INC	MADHYA PRADESH	10,343,289	15,571,335	5,228,046	51%	Immovable assets page missing from 2009 affidavit
181	ANANTHKUMAR HEGDE	BJP	KARNATAKA	1,206,000	6,427,192	5,221,192	433%	
182	HARISCHANDRA DEVRAM CHAVAN	BJP	MAHARASHTRA	3,312,291	8,515,581	5,203,290	157%	
183	NAND KUMAR SINGH CHAUHAN (NANDU BHAIYA)	BJP	MADHYA PRADESH	4,510,192	9,556,053	5,045,861	112%	
184	DAROGA PRASAD SAROJ	SP	UTTAR PRADESH	614,485	5,573,553	4,959,068	807%	
185	KARUNA SHUKLA*	BJP	CHHATTISGARH	2,289,000	7,200,288	4,911,288	215%	Bad Scan 2004 affidavit
186	KAVURU SAMBA SIVA RAO	INC	ANDHRA PRADESH	117,898,221	122,733,111	4,834,890	4%	

S No	Name	2009 Party	State	Assets in 2004	Assets in 2009	Increase	% In-crease	Comments
187	GANESH SINGH	BJP	MADHYA PRADESH	2,548,143	7,372,032	4,823,889	189%	
188	CHANDRAKANT KHAIRE	SHS	MAHARASHTRA	9,333,773	14,151,539	4,817,766	52%	
189	ASHOK KUMAR RAWAT	BSP	UTTAR PRADESH	1,419,108	6,221,049	4,801,941	338%	
190	ASHOK CHHAVIRAM ARGAL	BJP	MADHYA PRADESH	3,220,504	7,953,043	4,732,539	147%	
191	MANVENDRA SINGH	BJP	RAJASTHAN	5,106,839	9,810,062	4,703,223	92%	
192	BHUBNESHWAR PRASAD MEHTA	CPI	JHARKHAND	970,342	5,539,578	4,569,236	471%	
193	SITARAM YADAV	RJD	BIHAR	4,938,446	9,440,339	4,501,893	91%	
194	CHANDRA SHEKHAR DUBEY	INC	JHARKHAND	10,250,582	14,681,276	4,430,694	43%	
195	SHIBU SOREN	JMM	JHARKHAND	3,802,022	8,229,419	4,427,397	116%	
196	KIRAN MAHESH-WARI*	BJP	RAJASTHAN	4,092,114	8,500,435	4,408,321	108%	Bad scan 2004 affidavit
197	MADHUSUDAN MISTRY	INC	GUJARAT	1,908,568	6,306,522	4,397,954	230%	
198	SANTOSH GANGWAR	BJP	UTTAR PRADESH	7,043,416	11,433,609	4,390,193	62%	
199	MAHENDRA PRASAD NISHAD	BSP	UTTAR PRADESH	1,082,468	5,164,728	4,082,260	377%	
200	SUDAM MARNDI	JMM	ORISSA	1,780,596	5,856,359	4,075,763	229%	
201	VIJAYAN A. K. S.	DMK	TAMIL NADU	3,191,000	7,205,000	4,014,000	126%	
202	PALANIMANICKAM. S. S.	DMK	TAMIL NADU	3,516,998	7,523,592	4,006,594	114%	
203	LAL MANI PRASAD	BSP	UTTAR PRADESH	1,071,480	5,051,684	3,980,204	371%	
204	GIRIDHARI YADAV	INC	BIHAR	2,941,000	6,837,392	3,896,392	132%	
205	CHITTHAN N. S. V.	INC	TAMIL NADU	13,247,227	17,035,764	3,788,537	29%	
206	CHANDER KUMAR	INC	HIMACHAL PRADESH	7,304,760	11,071,942	3,767,182	52%	
207	RABINDRA KU. RANA	RJD	BIHAR	6,231,271	9,912,366	3,681,095	59%	
208	YERRANNAIDU KINJARAPU*	TDP	ANDHRA PRADESH	2,916,831	6,521,697	3,604,866	124%	Movable assets page missing from 2004 affidavit
209	HARIKEVAL PRASAD	SP	UTTAR PRADESH	3,037,000	6,619,949	3,582,949	118%	
210	RAM VILAS PASWAN	LJP	BIHAR	8,332,433	11,838,791	3,506,358	42%	
211	NIKHIL KUMAR CHOUDHARY	BJP	BIHAR	4,535,938	8,018,754	3,482,816	77%	

S No	Name	2009 Party	State	Assets in 2004	Assets in 2009	Increase	% In-crease	Comments
212	SHRICHAND KRIPLANI	BJP	RAJASTHAN	2,448,889	5,901,396	3,452,507	141%	
213	MAHAVEER BHAGORA	BJP	RAJASTHAN	3,526,777	6,934,001	3,407,224	97%	
214	SUMITRA MAHAJAN	BJP	MADHYA PRADESH	4,422,500	7,762,806	3,340,306	76%	
215	HARIN PATHAK	BJP	GUJARAT	10,185,931	13,474,484	3,288,553	32%	
216	BRAJA KISHORE TRIPATHY	BJP	ORISSA	4,197,384	7,475,864	3,278,480	78%	
217	SANSUMA KHUNGGUR BWISWMUTHIARY	BPF	ASSAM	1,692,686	4,954,903	3,262,217	193%	
218	KAILASH JOSHI	BJP	MADHYA PRADESH	2,695,080	5,885,927	3,190,847	118%	
219	RAMESHWAR ORAON	INC	JHARKHAND	9,238,423	12,416,933	3,178,510	34%	
220	RANA RAJENDRASINH GHANASHY-AMSINH (RAJUBHAI RANA)	BJP	GUJARAT	2,390,614	5,508,711	3,118,097	130%	
221	ANANT GEETE	SHS	MAHARASHTRA	5,518,754	8,555,617	3,036,863	55%	
222	RAJARAM PAL	INC	UTTAR PRADESH	1,471,113	4,400,000	2,928,887	199%	
223	RAKESH SINGH	BJP	MADHYA PRADESH	6,327,291	9,231,699	2,904,408	46%	
224	SARBANANDA SONOWAL	AGP	ASSAM	2,038,160	4,846,140	2,807,980	138%	
225	KUNWAR SARVRAJ SINGH	BSP	UTTAR PRADESH	14,281,673	17,078,923	2,797,250	20%	
226	SHAILENDRA KUMAR	SP	UTTAR PRADESH	9,337,874	12,128,999	2,791,125	30%	
227	JYOTIRMOYEE SIKDAR	CPM	WEST BENGAL	7,545,592	10,294,653	2,749,061	36%	
228	TATHAGATA SATAPATHY	BJD	ORISSA	2,775,930	5,515,930	2,740,000	99%	
229	DAWA NARBULA	INC	WEST BENGAL	7,065,000	9,800,000	2,735,000	39%	
230	MD. ALI ASHRAF FATMI	RJD	BIHAR	2,071,240	4,802,469	2,731,229	132%	
231	MANDLIK SADASHIVRAO DADOBA	IND	MAHARASHTRA	8,842,586	11,552,012	2,709,426	31%	
232	FURKAN ANSARI	INC	JHARKHAND	1,499,897	4,052,000	2,552,103	170%	
233	DR. RAJESH KUMAR MISHRA	INC	UTTAR PRADESH	1,241,800	3,789,522	2,547,722	205%	
234	BAJU BAN RIYAN	CPM	TRIPURA	1,188,586	3,695,981	2,507,395	211%	
235	RAVI PRAKASH VERMA	SP	UTTAR PRADESH	2,916,963	5,389,781	2,472,818	85%	
236	RASA SINGH RAWAT	BJP	RAJASTHAN	1,471,445	3,938,878	2,467,433	168%	
237	PUSP JAIN	BJP	RAJASTHAN	1,654,429	4,089,222	2,434,793	147%	

S No	Name	2009 Party	State	Assets in 2004	Assets in 2009	Increase	% In-crease	Comments
238	MITRASEN	SP	UTTAR PRADESH	5,380,516	7,788,600	2,408,084	45%	
239	MAHAVEER PRASAD	INC	UTTAR PRADESH	8,944,794	11,323,938	2,379,144	27%	
240	THAWAR CHAND GEHLOT	BJP	MADHYA PRADESH	2,016,554	4,387,856	2,371,302	118%	
241	CHANDRAMANI TRIPATHI	BJP	MADHYA PRADESH	1,051,144	3,386,806	2,335,662	222%	
242	G.V. HARSHA KUMAR	INC	ANDHRA PRADESH	4,757,500	7,089,000	2,331,500	49%	
243	DIP GOGOI	INC	ASSAM	342,751	2,539,058	2,196,307	641%	
244	MOHAN JENA	BJD	ORISSA	870,000	3,046,404	2,176,404	250%	
245	DR. ARUN KUMAR SARMAH	AGP	ASSAM	1,521,028	3,607,426	2,086,398	137%	
246	KHAGEN DAS	CPM	TRIPURA	1,423,083	3,492,580	2,069,497	145%	
247	K. SURESH KURUP	CPM	KERALA	1,818,560	3,867,004	2,048,444	113%	
248	BIJENDRA SINGH	INC	UTTAR PRADESH	2,892,600	4,913,000	2,020,400	70%	Bad Scan 2004 affidavit
249	JAI PARKASH	INC	HARYANA	4,568,812	6,558,644	1,989,832	44%	
250	JAI PRAKASH	BSP	UTTAR PRADESH	16,583,667	18,381,208	1,797,541	11%	
251	KHIREN RIJJU*	BJP	ARUNACHAL PRADESH	6,511,344	8,295,139	1,783,795	27%	Bad scan 2004 affidavit
252	PARSURAM MAJHI	BJP	ORISSA	767,000	2,506,600	1,739,600	227%	
253	SURAVARAM SUD-HAKAR REDDY	CPI	ANDHRA PRADESH	1,990,000	3,724,417	1,734,417	87%	
254	BABULAL MARANDI	JVM	JHARKHAND	500,000	2,137,675	1,637,675	328%	
255	DEVENDRA PRASAD YADAV	RJD	BIHAR	1,137,321	2,743,902	1,606,581	141%	
256	MAHAMEGHA BAHAN AIRA KHARBELA SWAIN	BJP	ORISSA	1,010,000	2,556,000	1,546,000	153%	
257	CHINTA MOHAN	INC	ANDHRA PRADESH	3,982,900	5,512,900	1,530,000	38%	
258	DR. P. POOKUNHIKOYA	NCP	LAKSHADWEEP	3,945,099	5,435,731	1,490,632	38%	
259	ACHARIA BASUDEB*	CPM	WEST BENGAL	1,765,975	3,249,037	1,483,062	84%	Unclear hand writing in 2004 affidavit
260	DR LAXMINARAYAN PANDEYA	BJP	MADHYA PRADESH	2,650,506	4,107,337	1,456,831	55%	
261	DR. K. S. MANOJ	CPM	KERALA	700,231	2,135,185	1,434,954	205%	
262	MANI CHARENAMEI	PDA	MANIPUR	205,000	1,550,089	1,345,089	656%	
263	SHISH RAM OLA	INC	RAJASTHAN	4,771,614	6,101,621	1,330,007	28%	

S No	Name	2009 Party	State	Assets in 2004	Assets in 2009	Increase	% In-crease	Comments
264	RAGHUBANSH PRASAD SINGH	RJD	BIHAR	4,869,420	6,169,238	1,299,818	27%	
265	MOHAN SINGH	SP	UTTAR PRADESH	2,518,000	3,803,000	1,285,000	51%	
266	KISHANBHAI VESTABHAI PATEL	INC	GUJARAT	294,461	1,520,245	1,225,784	416%	
267	ADITYA NATH	BJP	UTTAR PRADESH	960,672	2,182,212	1,221,540	127%	
268	BHALCHANDRA YADAVA	SP	UTTAR PRADESH	651,000	1,839,980	1,188,980	183%	
269	LALMUNI CHAUBEY	BJP	BIHAR	8,431,336	9,603,000	1,171,664	14%	
270	PRABHUNATH SINGH	JD (U)	BIHAR	3,296,840	4,447,753	1,150,913	35%	
271	BELLARMIN. A. V.	CPM	TAMIL NADU	3,076,650	4,209,424	1,132,774	37%	
272	VIRENDRA KUMAR	BJP	MADHYA PRADESH	1,429,786	2,548,466	1,118,680	78%	
273	NIHALCHAND MEGHWAL*	BJP	RAJASTHAN	2,282,422	3,340,188	1,057,766	46%	Bad scan 2004 affidavit
274	BHANU PRATAP SINGH VERMA	BJP	UTTAR PRADESH	446,550	1,491,809	1,045,259	234%	
275	SUSMITA BAURI	CPM	WEST BENGAL	33,000	1,078,000	1,045,000	3167%	
276	EKNATH M. GAIKWAD	INC	MAHARASHTRA	2,045,861	3,088,408	1,042,547	51%	
277	SWADESH CHAKRABORTTY	CPM	WEST BENGAL	1,545,667	2,574,975	1,029,308	67%	
278	P. RAJENDRAN	CPM	KERALA	2,377,149	3,372,008	994,859	42%	
279	MOHAN P.*	CPM	TAMIL NADU	621,135	1,476,012	854,877	138%	Bad scan 2004 affidavit
280	TUFANI SAROJ	SP	UTTAR PRADESH	4,558,332	5,336,163	777,831	17%	
281	NAMO NARAIN	INC	RAJASTHAN	5,234,897	6,006,236	771,339	15%	
282	BASUDEB BARMAN	CPM	WEST BENGAL	3,410,166	4,146,393	736,227	22%	
283	ANWAR HUSSAIN*	INC	ASSAM	558,151	1,285,167	727,016	130%	Bad scan 2004 affidavit
284	VASAVA MANSUKH-BHAI DHANJIBHAI	BJP	GUJARAT	1,718,719	2,441,000	722,281	42%	
285	ANANTA NAYAK	BJP	ORISSA	818,420	1,526,306	707,886	86%	
286	SANTASRI CHATTERJEE	CPM	WEST BENGAL	1,698,395	2,371,252	672,857	40%	
287	P. SATHEEDEVI	CPM	KERALA	1,306,000	1,968,782	662,782	51%	
288	BALESHWAR YADAV	INC	UTTAR PRADESH	6,907,100	7,509,000	601,900	9%	
289	RATTAN SINGH	SAD	PUNJAB	18,229,591	18,774,102	544,511	3%	
290	RAJESH VERMA*	BSP	UTTAR PRADESH	4,850,000	5,393,555	543,555	11%	Unclear hand writing in 2009 affidavit

S No	Name	2009 Party	State	Assets in 2004	Assets in 2009	Increase	% In-crease	Comments
291	DR. THOKCHOM MEINYA	INC	MANIPUR	1,107,278	1,639,200	531,922	48%	
292	PONNUSWAMY E.	PMK	TAMIL NADU	420,000	875,000	455,000	108%	
293	LALIT MOHAN SUKLABAIDYA	INC	ASSAM	4,197,600	4,644,051	446,451	11%	
294	CHAUDHARY TUSHARBHAI AMARSINHBHAI	INC	GUJARAT	1,816,190	2,213,661	397,471	22%	
295	DR. SATYANARAYAN JATIYA	BJP	MADHYA PRADESH	2,794,387	3,188,630	394,243	14%	
296	RAM CHANDRA DOME	CPM	WEST BENGAL	409,541	739,396	329,855	81%	
297	BAGUN SUMBRAI	INC	JHARKHAND	4,532,035	4,765,654	233,619	5%	
298	MIDIYAM BABU RAO	CPM	ANDHRA PRADESH	542,000	707,000	165,000	30%	
299	ARCHANA NAYAK	BJP	ORISSA	384,400	545,000	160,600	42%	
300	MAMATA BANERJEE	AITC	WEST BENGAL	375,489	473,194	97,705	26%	
301	MD. TASLIMUDDIN	RJD	BIHAR	5,525,834	5,553,212	27,378	1%	
302	GURUDAS DASGUPTA	CPI	WEST BENGAL	3,668,778	3,654,001	-14,777	0%	
303	RUPCHAND PAL	CPM	WEST BENGAL	893,720	877,500	-16,220	-2%	
304	GIRIDHAR GAMANG	INC	ORISSA	459,812	328,577	-131,235	-29%	
305	PRASANTA PRADHAN	CPM	WEST BENGAL	1,409,752	985,446	-424,306	-30%	
306	MANVENDRA SINGH	INC	UTTAR PRADESH	15,387,530	14,959,430	-428,100	-3%	
307	SITARAM SINGH	RJD	BIHAR	4,624,000	4,130,000	-494,000	-11%	
308	MOHAN RAWALE	SHS	MAHARASHTRA	5,939,668	5,433,390	-506,278	-9%	
309	ALOK KUMAR MEHTA	RJD	BIHAR	6,734,434	6,101,224	-633,210	-9%	
310	RANJEET RANJAN	INC	BIHAR	2,549,000	1,537,688	-1,011,312	-40%	
311	PRABODH PANDA	CPI	WEST BENGAL	3,248,098	2,230,746	-1,017,352	-31%	
312	RUBAB SAYEDA	SP	UTTAR PRADESH	15,353,959	14,312,539	-1,041,420	-7%	
313	PATEL DAHYABHAI VALLABHBHAI	INC	DAMAN & DIU	54,787,351	53,122,703	-1,664,648	-3%	
314	ILIAS AZMI	BSP	UTTAR PRADESH	19,683,626	17,619,316	-2,064,310	-10%	
315	ADSUL ANANDRAO VITHOBA	SHS	MAHARASHTRA	20,636,019	17,708,418	-2,927,601	-14%	
316	PRASANNA KUMAR PATASANI	BJD	ORISSA	4,441,581	1,477,178	-2,964,403	-67%	
317	ANNAYYAGARI SAI PRATHAP	INC	ANDHRA PRADESH	9,709,190	6,228,356	-3,480,834	-36%	
318	CH. LAL SINGH	INC	JAMMU & KASHMIR	5,412,000	1,762,378	-3,649,622	-67%	
319	KUNWAR REWATI RAMAN SINGH URF MANI JI	SP	UTTAR PRADESH	22,837,000	18,400,164	-4,436,836	-19%	

S No	Name	2009 Party	State	Assets in 2004	Assets in 2009	Increase	% In-crease	Comments
320	D. VITTAL RAO	INC	ANDHRA PRADESH	65,075,830	60,009,958	-5,065,872	-8%	
321	SURYAKANTA PATIL	NCP	MAHARASHTRA	15,307,225	10,148,451	-5,158,774	-34%	
322	ARUNA KUMAR VUNDAVALLI	INC	ANDHRA PRADESH	23,430,718	13,073,077	-10,357,641	-44%	
323	PRALHAD JOSHI	BJP	KARNATAKA	26,440,401	15,470,667	-10,969,734	-41%	
324	PATIL PRAKASH-BAPU VASANT-DADA	INC	MAHARASHTRA	45,635,000	22,137,000	-23,498,000	-51%	
325	MADHU GOUD YASKHI	INC	ANDHRA PRADESH	142,718,537	119,108,338	-23,610,199	-17%	
326	NIKHIL KUMAR	INC	BIHAR	74,489,984	49,525,239	-24,964,745	-34%	
327	S. BANGARAPPA	INC	KARNATAKA	33,302,318	6,754,817	-26,547,501	-80%	
328	KISHORE CHANDRA SURYANARAYANA DEO	INC	ANDHRA PRADESH	220,678,000	37,410,000	-183,268,000	-83%	

Asset comparison for re-elected MPs

The following table gives the list of re-elected MPs in Lok Sabha 2009.

S No	Name	2009 Party	State	Assets in 2004	Assets in 2009	Increase	% In-crease	Comments
1	NAVEEN JINDAL	INC	HARYANA	121,295,000	1,310,730,000	1,189,435,000	981%	
2	LAGADAPATI RAJA GOPAL*	INC	ANDHRA PRADESH	96,091,980	1,222,964,909	1,126,872,929	1173%	Bad scan 2004 affidavit
3	UDAY SINGH	BJP	BIHAR	30,654,143	419,030,669	388,376,526	1267%	
4	MEKAPATI RAJAMOHAN REDDY	INC	ANDHRA PRADESH	55,243,669	363,462,696	308,219,027	558%	
5	DAGGUBATI PURANDARESWARI	INC	ANDHRA PRADESH	34,524,378	202,639,261	168,114,883	487%	
6	KAPIL SIBAL	INC	NCT DELHI	158,850,000	303,443,791	144,593,791	91%	
7	JYOTIRADITYA MADHAVRAO SCINDIA	INC	MADHYA PRADESH	28,087,039	149,094,212	121,007,173	431%	
8	ANGADI SURESH CHANABASAPPA	BJP	KARNATAKA	47,466,698	164,344,263	116,877,565	246%	
9	MANEKA GANDHI	BJP	UTTAR PRADESH	66,693,705	176,010,979	109,317,274	164%	
10	RAYAPATI SAMBASIVA RAO	INC	ANDHRA PRADESH	48,198,297	147,143,582	98,945,285	205%	
11	AARON RASHID.J.M	INC	TAMIL NADU	153,505,148	248,974,573	95,469,425	62%	
12	CHIDAMBARAM P.	INC	TAMIL NADU	179,861,585	273,908,542	94,046,957	52%	
13	G.M. SIDDESWARA	BJP	KARNATAKA	50,282,989	140,248,867	89,965,878	179%	
14	KAMALNATH	INC	MADHYA PRADESH	51,839,379	141,770,037	89,930,658	173%	
15	KALMADI SURESH	INC	MAHARASHTRA	39,400,875	128,165,624	88,764,749	225%	
16	MILIND MURLI DEORA	INC	MAHARASHTRA	88,714,665	175,373,142	86,658,477	98%	
17	NAVJOT SINGH SIDHU	BJP	PUNJAB	64,211,374	143,635,662	79,424,288	124%	
18	ADHALARAO PATIL SHIVAJIRAO	SHS	MAHARASHTRA	52,228,181	127,113,134	74,884,953	143%	
19	SREENIVASULU REDDY MAGUNTA	INC	ANDHRA PRADESH	26,523,211	100,850,672	74,327,461	280%	
20	MEIRA KUMAR	INC	BIHAR	28,956,230	101,565,500	72,609,270	251%	
21	DUSHYANT SINGH	BJP	RAJASTHAN	7,082,067	64,110,900	57,028,833	805%	
22	MALLIPUDI MAN-GAPATI PALLAM RAJU	INC	ANDHRA PRADESH	10,002,205	65,589,882	55,587,677	556%	

S No	Name	2009 Party	State	Assets in 2004	Assets in 2009	Increase	% In-crease	Comments
23	PAWAR SHARAD-CHANDRA GOVINDRAO	NCP	MAHARASHTRA	32,717,582	87,238,434	54,520,852	167%	
24	BAALU T. R.	DMK	TAMIL NADU	27,444,755	76,971,478	49,526,723	180%	
25	VENUGOPAL.D	DMK	TAMIL NADU	7,685,000	57,010,000	49,325,000	642%	
26	P. JAYA PRADA NAHATA	SP	UTTAR PRADESH	84,275,000	131,490,118	47,215,118	56%	
27	K.H. MUNIYAPPA	INC	KARNATAKA	6,187,039	51,921,402	45,734,363	739%	
28	AJIT SINGH	RLD	UTTAR PRADESH	13,423,683	58,232,462	44,808,779	334%	
29	SACHIN PILOT	INC	RAJASTHAN	2,519,000	46,489,558	43,970,558	1746%	
30	JAIPAL REDDY SUDINI	INC	ANDHRA PRADESH	13,351,507	56,150,333	42,798,826	321%	
31	GAVIT MANIKRAO HODLYA*	INC	MAHARASHTRA	1,014,065	41,064,753	40,050,688	3950%	Bad scan 2004 affidavit
32	SELJA	INC	HARYANA	8,076,087	46,711,386	38,635,299	478%	
33	KOTLA JAYA SURYA PRAKASH REDDY	INC	ANDHRA PRADESH	15,941,801	53,719,195	37,777,394	237%	
34	BHARTRUHARI MAHTAB	BJD	ORISSA	17,843,407	51,073,861	33,230,454	186%	
35	AVTAR SINGH BHADANA	INC	HARYANA	9,763,648	40,573,585	30,809,937	316%	
36	KAMAT GURUDAS	INC	MAHARASHTRA	33,894,725	63,926,963	30,032,238	89%	
37	SOLANKI BHAR-ATSINH MADHAVSINH	INC	GUJARAT	996,308	30,918,994	29,922,686	3003%	
38	AKHILESH YADAV	SP	UTTAR PRADESH	23,142,705	48,582,202	25,439,497	110%	
39	LALU PRASAD	RJD	BIHAR	8,669,342	31,702,693	23,033,351	266%	
40	DAYANIDHI MARAN	DMK	TAMIL NADU	14,040,963	36,669,231	22,628,268	161%	
41	L. K. ADVANI	BJP	GUJARAT	13,042,443	35,543,172	22,500,729	173%	
42	S. P. Y. REDDY	INC	ANDHRA PRADESH	70,386,900	92,871,000	22,484,100	32%	
43	K. C. SINGH BABA*	INC	UTTARAKHAND	22,319,954	43,987,049	21,667,095	97%	Bad scan 2004 affidavit
44	DR.MANDA JAGANNATH	INC	ANDHRA PRADESH	6,597,504	28,126,000	21,528,496	326%	
45	PAWAN KUMAR BANSAL	INC	CHANDIGARH	17,550,052	38,729,400	21,179,348	121%	
46	BIREN SINGH ENGTI	INC	ASSAM	5,389,194	25,297,069	19,907,875	369%	
47	RAHUL GANDHI	INC	UTTAR PRADESH	4,527,880	23,274,706	18,746,826	414%	
48	SANDEEP DIKSHIT	INC	NCT DELHI	4,764,901	22,746,428	17,981,527	377%	
49	BRIJ BHUSHAN SHARAN SINGH	SP	UTTAR PRADESH	35,810,577	53,537,885	17,727,308	50%	
50	DINSHA PATEL	INC	GUJARAT	5,727,475	23,065,019	17,337,544	303%	
51	KANTILAL BHURIA	INC	MADHYA PRADESH	13,991,825	30,557,089	16,565,264	118%	

S No	Name	2009 Party	State	Assets in 2004	Assets in 2009	Increase	% In-crease	Comments
52	M. ANJAN KUMAR YADAV	INC	ANDHRA PRADESH	4,250,700	20,620,697	16,369,997	385%	
53	BENI PRASAD VERMA	INC	UTTAR PRADESH	4,112,560	19,913,574	15,801,014	384%	
54	SUBODH KANT SAHAY	INC	JHARKHAND	12,291,253	27,854,918	15,563,665	127%	
55	KUNWAR JITIN PRASAD	INC	UTTAR PRADESH	17,113,691	32,656,975	15,543,284	91%	
56	KRISHNA TIRATH	INC	NCT DELHI	6,415,254	21,146,350	14,731,096	230%	
57	DANVE RAOSAHEB DADARAO PATIL	BJP	MAHARASHTRA	9,681,004	24,271,518	14,590,514	151%	
58	KOLI PATEL SOMABHAI GANDABHAI	INC	GUJARAT	4,404,130	18,635,718	14,231,588	323%	
59	RAMSINGH KASWAN	BJP	RAJASTHAN	13,198,438	27,403,097	14,204,659	108%	
60	BIJOY KRISHNA HANDIQUE	INC	ASSAM	1,356,192	15,428,123	14,071,931	1038%	
61	K. CHAN-DRASEKHAR RAO	TRS	ANDHRA PRADESH	8,598,858	22,669,420	14,070,562	164%	
62	ARVIND KUMAR SHARMA	INC	HARYANA	5,736,332	19,071,256	13,334,924	232%	
63	INDERJIT SINGH	INC	HARYANA	54,205,874	67,383,257	13,177,383	24%	
64	RAMESH BAIS*	BJP	CHHATTISGARH	9,691,184	22,476,391	12,785,207	132%	Bad scan 2004 affidavit
65	P. KARUNAKARAN	CPM	KERALA	5,190,249	17,823,645	12,633,396	243%	
66	PANABAKA LAKSHMI	INC	ANDHRA PRADESH	5,394,726	17,387,066	11,992,340	222%	
67	SUGAVANAM. E.G.*	DMK	TAMIL NADU	5,113,291	16,974,157	11,860,866	232%	Bad Scan 2004 affidavit
68	PRANAB MUKHERJEE	INC	WEST BENGAL	15,204,925	26,920,479	11,715,554	77%	
69	SHRIPRAKASH JAISWAL	INC	UTTAR PRADESH	19,127,260	30,767,980	11,640,720	61%	
70	GAWALI (PATIL) KU. BHAVANA PUNDLIKRAO	SHS	MAHARASHTRA	18,808,750	30,399,471	11,590,721	62%	
71	GADDIGOUDAR PARVATAGOUDA CHANDANAGOUDA	BJP	KARNATAKA	5,375,000	16,762,000	11,387,000	212%	
72	ARJUN CHARAN SETHI*	BJD	ORISSA	335,000	11,061,000	10,726,000	3202%	Assets page missing from 2004 affidavit
73	AHIR VIKRAMBHAI ARJANBHAI MADAM	INC	GUJARAT	4,982,028	15,590,109	10,608,081	213%	

S No	Name	2009 Party	State	Assets in 2004	Assets in 2009	Increase	% In-crease	Comments
74	ADHIR RANJAN CHOWDHURY	INC	WEST BENGAL	19,395,174	29,943,557	10,548,383	54%	
75	PRENEET KAUR	INC	PUNJAB	412,867,297	423,043,438	10,176,141	2%	
76	RAMAKANT YADAV	BJP	UTTAR PRADESH	17,358,777	27,294,000	9,935,223	57%	
77	AJAY MAKAN	INC	NCT DELHI	30,234,158	40,148,040	9,913,882	33%	
78	D. V. SADANANDA GOWDA	BJP	KARNATAKA	4,635,359	14,375,959	9,740,600	210%	
79	SONIA GANDHI*	INC	UTTAR PRADESH	4,109,300	13,794,768	9,685,468	236%	Bad Scan 2004 affidavit
80	USHA VERMA	SP	UTTAR PRADESH	976,000	10,111,699	9,135,699	936%	
81	ANANTHA VENKATA RAMI REDDY	INC	ANDHRA PRADESH	3,890,000	13,015,000	9,125,000	235%	
82	SARVEY SATHYANARAYANA	INC	ANDHRA PRADESH	1,110,000	10,112,521	9,002,521	811%	
83	H. D. DEVEGOWDA	JD(S)	KARNATAKA	11,439,574	19,672,157	8,232,583	72%	
84	BALIRAM KASHYAP	BJP	CHHATTISGARH	1,865,382	9,948,590	8,083,208	433%	
85	PARAMJIT KAUR GULSHAN	SAD	PUNJAB	6,387,661	14,208,609	7,820,948	122%	
86	RAJA A.	DMK	TAMIL NADU	5,816,434	12,991,669	7,175,235	123%	
87	DHOTRE SANJAY SHAMRAO	BJP	MAHARASHTRA	12,289,645	19,335,144	7,045,499	57%	
88	RAJEN GOHAIN	BJP	ASSAM	3,659,245	10,290,891	6,631,646	181%	
89	ANANTH KUMAR	BJP	KARNATAKA	5,747,974	12,206,366	6,458,392	112%	
90	JIGAJINAGI RAMESH CHANDAPPA	BJP	KARNATAKA	5,480,600	11,753,725	6,273,125	114%	
91	SOHAN POTAI	BJP	CHHATTISGARH	2,114,406	8,261,296	6,146,890	291%	
92	DR. SHAFIQUURRAHMAN BARQ	BSP	UTTAR PRADESH	1,349,151	7,059,763	5,710,612	423%	
93	MADAN LAL SHARMA	INC	JAMMU & KASHMIR	6,217,000	11,882,734	5,665,734	91%	
94	AHIR HANSRAJ GANGARAM	BJP	MAHARASHTRA	2,653,960	8,084,050	5,430,090	205%	
95	ASADUDDIN OWAISI	AIM IM	ANDHRA PRADESH	3,902,342	9,302,233	5,399,891	138%	
96	SHRIPAD YESSO NAIK	BJP	GOA	4,537,329	9,897,462	5,360,133	118%	
97	VILAS MUTTEMWAR	INC	MAHARASHTRA	10,020,539	15,302,294	5,281,755	53%	
98	RAJIV RANJAN SINGH ALIAS LALAN SINGH	JD(U)	BIHAR	6,746,462	11,996,586	5,250,124	78%	
99	ANANTHKUMAR HEGDE	BJP	KARNATAKA	1,206,000	6,427,192	5,221,192	433%	
100	HARISCHANDRA DEVRAM CHAVAN	BJP	MAHARASHTRA	3,312,291	8,515,581	5,203,290	157%	

S No	Name	2009 Party	State	Assets in 2004	Assets in 2009	Increase	% In-crease	Comments
101	KAVURU SAMBA SIVA RAO	INC	ANDHRA PRADESH	117,898,221	122,733,111	4,834,890	4%	
102	GANESH SINGH	BJP	MADHYA PRADESH	2,548,143	7,372,032	4,823,889	189%	
103	CHANDRAKANT KHAIRE	SHS	MAHARASHTRA	9,333,773	14,151,539	4,817,766	52%	
104	ASHOK KUMAR RAWAT	BSP	UTTAR PRADESH	1,419,108	6,221,049	4,801,941	338%	
105	ASHOK CHHAVIRAM ARGAL	BJP	MADHYA PRADESH	3,220,504	7,953,043	4,732,539	147%	
106	SHIBU SOREN	JMM	JHARKHAND	3,802,022	8,229,419	4,427,397	116%	
107	VIJAYAN A. K. S.	DMK	TAMIL NADU	3,191,000	7,205,000	4,014,000	126%	
108	PALANIMANICKAM. S. S.	DMK	TAMIL NADU	3,516,998	7,523,592	4,006,594	114%	
109	CHITTHAN N. S. V.	INC	TAMIL NADU	13,247,227	17,035,764	3,788,537	29%	
110	NIKHIL KUMAR CHOUDHARY	BJP	BIHAR	4,535,938	8,018,754	3,482,816	77%	
111	SUMITRA MA-HAJAN	BJP	MADHYA PRADESH	4,422,500	7,762,806	3,340,306	76%	
112	HARIN PATHAK	BJP	GUJARAT	10,185,931	13,474,484	3,288,553	32%	
113	SANSUMA KHUNGGUR BWISWMUTHIARY	BPF	ASSAM	1,692,686	4,954,903	3,262,217	193%	
114	KAILASH JOSHI	BJP	MADHYA PRADESH	2,695,080	5,885,927	3,190,847	118%	
115	RANA RAJENDRAS-INH GHANASHY-AMSINH (RAJUBHAI RANA)	BJP	GUJARAT	2,390,614	5,508,711	3,118,097	130%	
116	ANANT GEETE	SHS	MAHARASHTRA	5,518,754	8,555,617	3,036,863	55%	
117	RAJARAM PAL	INC	UTTAR PRADESH	1,471,113	4,400,000	2,928,887	199%	
118	RAKESH SINGH	BJP	MADHYA PRADESH	6,327,291	9,231,699	2,904,408	46%	
119	SHAILENDRA KUMAR	SP	UTTAR PRADESH	9,337,874	12,128,999	2,791,125	30%	
120	TATHAGATA SATAPATHY	BJD	ORISSA	2,775,930	5,515,930	2,740,000	99%	
121	MANDLIK SADASHIVRAO DADOBA	IND	MAHARASHTRA	8,842,586	11,552,012	2,709,426	31%	
122	BAJU BAN RIYAN	CPM	TRIPURA	1,188,586	3,695,981	2,507,395	211%	
123	G.V. HARSHA KUMAR	INC	ANDHRA PRADESH	4,757,500	7,089,000	2,331,500	49%	
124	DIP GOGOI	INC	ASSAM	342,751	2,539,058	2,196,307	641%	
125	MOHAN JENA	BJD	ORISSA	870,000	3,046,404	2,176,404	250%	
126	KHAGEN DAS	CPM	TRIPURA	1,423,083	3,492,580	2,069,497	145%	

S No	Name	2009 Party	State	Assets in 2004	Assets in 2009	Increase	% In-crease	Comments
127	BABULAL MARANDI	JVM	JHARKHAND	500,000	2,137,675	1,637,675	328%	
128	CHINTA MOHAN	INC	ANDHRA PRADESH	3,982,900	5,512,900	1,530,000	38%	
129	ACHARIA BA-SUDEB*	CPM	WEST BENGAL	1,765,975	3,249,037	1,483,062	84%	Unclear hand writing in 2004 affidavit
130	SHISH RAM OLA	INC	RAJASTHAN	4,771,614	6,101,621	1,330,007	28%	
131	RAGHUBANSH PRASAD SINGH	RJD	BIHAR	4,869,420	6,169,238	1,299,818	27%	
132	KISHANBHAI VESTABHAI PATEL	INC	GUJARAT	294,461	1,520,245	1,225,784	416%	
133	ADITYA NATH	BJP	UTTAR PRADESH	960,672	2,182,212	1,221,540	127%	
134	VIRENDRA KUMAR	BJP	MADHYA PRADESH	1,429,786	2,548,466	1,118,680	78%	
135	SUSMITA BAURI	CPM	WEST BENGAL	33,000	1,078,000	1,045,000	3167%	
136	EKNATH M. GAIKWAD	INC	MAHARASHTRA	2,045,861	3,088,408	1,042,547	51%	
137	TUFANI SAROJ	SP	UTTAR PRADESH	4,558,332	5,336,163	777,831	17%	
138	NAMO NARAIN	INC	RAJASTHAN	5,234,897	6,006,236	771,339	15%	
139	VASAVA MANSUKH-BHAI DHANJIBHAI	BJP	GUJARAT	1,718,719	2,441,000	722,281	42%	
140	RATTAN SINGH	SAD	PUNJAB	18,229,591	18,774,102	544,511	3%	
141	DR. THOKCHOM MEINYA	INC	MANIPUR	1,107,278	1,639,200	531,922	48%	
142	LALIT MOHAN SUKLABAIDYA	INC	ASSAM	4,197,600	4,644,051	446,451	11%	
143	CHAUDHARY TUSHARBHAI AMARSINHBHAI	INC	GUJARAT	1,816,190	2,213,661	397,471	22%	
144	RAM CHANDRA DOME	CPM	WEST BENGAL	409,541	739,396	329,855	81%	
145	MAMATA BANERJEE	AITC	WEST BENGAL	375,489	473,194	97,705	26%	
146	GURUDAS DAS-GUPTA	CPI	WEST BENGAL	3,668,778	3,654,001	-14,777	0%	
147	PRABODH PANDA	CPI	WEST BENGAL	3,248,098	2,230,746	-1,017,352	-31%	
148	ADSUL ANANDRAO VITHOBA	SHS	MAHARASHTRA	20,636,019	17,708,418	-2,927,601	-14%	
149	PRASANNA KUMAR PATASANI	BJD	ORISSA	4,441,581	1,477,178	-2,964,403	-67%	
150	ANNAYYAGARI SAI PRATHAP	INC	ANDHRA PRADESH	9,709,190	6,228,356	-3,480,834	-36%	
151	CH. LAL SINGH	INC	JAMMU & KASH-MIR	5,412,000	1,762,378	-3,649,622	-67%	

S No	Name	2009 Party	State	Assets in 2004	Assets in 2009	Increase	% In-crease	Comments
152	KUNWAR REWATI RAMAN SINGH URF MANI JI	SP	UTTAR PRADESH	22,837,000	18,400,164	-4,436,836	-19%	
153	ARUNA KUMAR VUNDAVALLI	INC	ANDHRA PRADESH	23,430,718	13,073,077	-10,357,641	-44%	
154	PRALHAD JOSHI	BJP	KARNATAKA	26,440,401	15,470,667	-10,969,734	-41%	
155	PATIL PRAKASHBAPU VASANTDADA	INC	MAHARASHTRA	45,635,000	22,137,000	-23,498,000	-51%	
156	MADHU GOUD YASKHI	INC	ANDHRA PRADESH	142,718,537	119,108,338	-23,610,199	-17%	
157	KISHORE CHANDRA SURYANARAYANA DEO	INC	ANDHRA PRADESH	220,678,000	37,410,000	-183,268,000	-83%	

Full asset details for MPs Lok Sabha 2009

S No	NAME	State	Constituency	Party	Age	Total Assets (Rs)	Movable Assets (Rs)	Immovable As-sets (Rs)	Liabilities (Rs.)	PAN given
1	NAMA NAG-ESWARA RAO	ANDHRA PRADESH	Khammam	TDP	50	1,73,75,08,133 173 Cror+	1,41,28,66,278 141 Cror+	32,46,41,855 32 Cror+	0	Y
2	NAVEEN JINDAL	HARYANA	Kurukshetra	INC	39	1,31,07,30,000 131 Cror+	1,25,34,82,000 125 Cror+	5,72,48,000 5 Cror+	0	Y
3	L RAJAGOPAL	ANDHRA PRADESH	Vijayawada	INC	45	1,22,29,64,909 122 Cror+	96,81,52,574 96 Cror+	25,48,12,335 25 Cror+	2,39,67, 984, 2 Cror+	Y
4	PATEL PRAFUL MANOHARBHAI	MAHARASHTRA	Bhandara-Gondiya	NCP	52	83,76,49,331 83 Cror+	15,20,54,970 15 Cror+	68,55,94,361 68 Cror+	21,07,58,853 21 Cror+	Y
5	DR. G. VIVEKANAND	ANDHRA PRADESH	Peddapalle	INC	51	72,95,09,682 72 Cror+	23,99,68,026 23 Cror+	48,95,41,656 48 Cror+	0	Y
6	Y.S. JAGAN MOHAN REDDY	ANDHRA PRADESH	Kadapa	INC	36	72,81,51,658 72 Cror+	50,74,85,537 50 Cror+	22,06,66,121 22 Cror+	6,63,96,966 6 Cror+	Y
7	RAJKUMARI RATNA SINGH	UTTAR PRADESH	Pratapgarh	INC	49	67,82,70,635 67 Cror+	62,28,48,635 62 Cror+	5,54,22,000 5 Cror+	0	N
8	HARSIMRAT KAUR	PUNJAB	Bathinda	SAD	42	60,31,00,135 60 Cror+	24,11,64,703 24 Cror+	36,19,35,432 36 Cror+	0	Y
9	SUPRIYA SULE	MAHARASHTRA	Baramati	NCP	39	50,45,00,573 50 Cror+	38,78,14,597 38 Cror+	11,66,85,976 11 Cror+	0	Y
10	SURENDRA SINGH NAGAR	UTTAR PRADESH	Gautam Budhha Nagar	BSP	44	49,20,84,300 49 Cror+	25,11,04,300 25 Cror+	24,09,80,000 24 Cror+	0	Y
11	H D KUMARA SWAMY	KARNATAKA	Bangalore Rural	JD(S)	50	48,47,88,381 48 Cror+	28,28,08,574 28 Cror+	20,19,79,807 20 Cror+	2,41,54,539 2 Cror+	Y
12	SHIVAKUMAR CHANNABASAPPA UDASI	KARNATAKA	Haveri	BJP	42	48,25,11,568 48 Cror+	22,99,36,935 22 Cror+	25,25,74,633 25 Cror+	3,38,33,437 3 Cror+	Y
13	PRENEET KAUR	PUNJAB	Patiala	INC	64	42,30,43,438 42 Cror+	3,07,78,438 3 Cror+	39,22,65,000 39 Cror+	0	Y
14	ANNUTANDON	UTTAR PRADESH	Unnao	INC	51	42,13,52,745 42 Cror+	20,97,93,867 20 Cror+	21,15,58,878 21 Cror+	0	Y
15	UDAY SINGH ALIAS PAPPU SINGH	BIHAR	Purnia	BJP	57	41,90,30,669 41 Cror+	9,00,27,669 9 Cror+	32,90,03,000 32 Cror+	14,10,120 14 Lacs+	Y

S No	NAME	State	Constituency	Party	Age	Total Assets (Rs)	Movable Assets (Rs)	Immovable Assets (Rs)	Liabilities (Rs.)	PAN given
16	M RAJAMOHAN REDDY	ANDHRA PRADESH	Nellore	INC	59	36,34,62,696 36 Cror+	10,54,79,996 10 Cror+	25,79,82,700 25 Cror+	0	Y
17	DUTT PRIYA SUNIL	MAHARASHTRA	Mumbai North Central	INC	43	34,95,76,448 34 Cror+	3,18,81,408 3 Cror+	31,76,95,040 31 Cror+	1,47,511 1 Lacs+	Y
18	BADRUDDIN AJ-MAL	ASSAM	Dhubri	AUDF	54	30,35,21,001 30 Cror+	3,19,80,608 3 Cror+	27,15,40,393 27 Cror+	0	Y
19	KAPIL SIBAL	NCT Delhi	Chandni Chowk	INC	60	30,34,43,791 30 Cror+	6,76,08,459 6 Cror+	23,58,35,332 23 Cror+	0	Y
20	PINAKI MISRA	ORISSA	Puri	BJD	49	29,69,00,000 29 Cror+	65,00,000 65 Lacs+	29,04,00,000 29 Cror+	0	Y
21	PRAVEEN SINGH ARON	UTTAR PRADESH	Bareilly	INC	50	28,80,19,293 28 Cror+	2,28,01,293 2 Cror+	26,52,18,000 26 Cror+	3,26,22,036 3 Cror+	Y
22	DATTA MEGHE	MAHARASHTRA	Wardha	INC	72	28,77,39,504 28 Cror+	4,62,62,457 4 Cror+	24,14,77,047 24 Cror+	7,00,08,871 7 Cror+	Y
23	CHIDAMBARAM P	TAMIL NADU	Sivaganga	INC	63	27,39,08,542 27 Cror+	14,36,85,677 14 Cror+	13,02,22,865 13 Cror+	0	Y
24	VIJAYA SHANTHI .M	ANDHRA PRADESH	Medak	TRS	43	27,10,66,905 27 Cror+	10,66,905 10 Lacs+	27,00,00,000 27 Cror+	0	Y
25	VINCENT H PALA	MEGHALAYA	Shillong	INC	41	25,16,21,190 25 Cror+	2,29,03,060 2 Cror+	22,87,18,130 22 Cror+	0	N
26	AARON RASHID.J.M	TAMIL NADU	Theni	INC	58	24,89,74,573 24 Cror+	10,74,74,573 10 Cror+	14,15,00,000 14 Cror+	6,49,598 6 Lacs+	Y
27	CHANDRAKANT RA-GHUNATH PATIL	GUJARAT	Navsari	BJP	54	24,20,83,697 24 Cror+	4,68,34,952 4 Cror+	19,52,48,745 19 Cror+	4,22,08,512 4 Cror+	Y
28	VIRBHADRA SINGH	HIMACHAL PRADESH	Mandi	INC	75	22,52,28,748 22 Cror+	3,77,78,748 3 Cror+	18,74,50,000 18 Cror+	7,76,754 7 Lacs+	Y
29	SHASHI THAROOR	KERALA	Thiruvananthapuram	INC	53	20,36,36,267 20 Cror+	20,09,10,302 20 Cror+	27,25,965 27 Lacs+	0	N
30	D. PURANDARESH-WARI	ANDHRA PRADESH	Visakhapatnam	INC	49	20,26,39,261 20 Cror+	10,34,31,261 10 Cror+	9,92,08,000 9 Cror+	5,60,000 5 Lacs+	Y
31	KOMATIREDDY RAJ GOPAL REDDY	ANDHRA PRADESH	Bhongir	INC	41	19,47,63,617 19 Cror+	4,09,60,373 4 Cror+	15,38,03,244 15 Cror+	60,57,899 60 Lacs+	Y

S No	NAME	State	Constituency	Party	Age	Total Assets (Rs)	Movable Assets (Rs)	Immovable As-sets (Rs)	Liabilities (Rs.)	PAN given
32	ALAGIRI M.K	TAMIL NADU	Madurai	DMK	58	19,39,78,895 19 Cror+	10,51,06,895 10 Cror+	8,88,72,000 8 Cror+	0	Y
33	IYARAJ SINGH	RAJASTHAN	Kota	INC	44	18,01,31,144 18 Cror+	91,31,144 91 Lacs+	17,10,00,000 17 Cror+	0	Y
34	MANEKA GANDHI	UTTAR PRADESH	Aonla	BJP	52	17,60,10,979 17 Cror+	3,31,63,479 3 Cror+	14,28,47,500 14 Cror+	0	Y
35	DEORA MILIND MURLI	MAHARASHTRA	Mumbai South	INC	33	17,53,73,142 17 Cror+	17,17,98,575 17 Cror+	35,74,567 35 Lacs+	0	Y
36	SHRUTI CHOUDHRY	HARYANA	Bhiwani-Mahendragarh	INC	33	16,72,66,000 16 Cror+	6,60,16,000 6 Cror+	10,12,50,000 10 Cror+	1,70,00,000 1 Cror+	Y
37	ANGADI SURESH CHANNABASAPPA	KARNATAKA	Belgaum	BJP	55	16,43,44,263 16 Cror+	6,93,24,263 6 Cror+	9,50,20,000 9 Cror+	4,57,17,843 4 Cror+	N
38	RAKESH PANDEY	UTTAR PRADESH	Ambedkar Nagar	BSP	55	16,40,08,904 16 Cror+	14,07,50,688 14 Cror+	2,32,58,216 2 Cror+	0	Y
39	BAIJAYANT PANDA	ORISSA	Kendrapara	BJD	45	16,11,00,792 16 Cror+	8,83,00,792 8 Cror+	7,28,00,000 7 Cror+	4,51,767 4 Lacs+	Y
40	SHATRUGHAN SINHA	BIHAR	Patna Sahib	BJP	62	15,00,33,976 15 Cror+	8,08,81,702 8 Cror+	6,91,52,274 6 Cror+	2,58,78,099 2 Cror+	Y
41	JYOTIRADITYA MADHAVRAO SCINDIA	MADHYA PRADESH	Guna	INC	38	14,90,94,212 14 Cror+	2,26,74,212 2 Cror+	12,64,20,000 12 Cror+	0	Y
42	SAMBASIVA RAO RAYAPATI	ANDHRA PRADESH	Guntur	INC	65	14,71,43,582 14 Cror+	8,08,33,582 8 Cror+	6,63,10,000 6 Cror+	4,52,04,329 4 Cror+	Y
43	NAVJOT SINGH SIDHU	PUNJAB	Amritsar	BJP	45	14,36,35,662 14 Cror+	9,07,35,662 9 Cror+	5,29,00,000 5 Cror+	0	Y
44	N. DHARAMSINGH	KARNATAKA	Bidar	INC	73	14,23,94,558 14 Cror+	7,85,53,475 7 Cror+	6,38,41,083 6 Cror+	6,65,653 6 Lacs+	Y
45	SONAWANE PRATAP NARAYANRAO	MAHARASHTRA	Dhule	BJP	60	14,21,57,029 14 Cror+	6,42,53,730 6 Cror+	7,79,03,299 7 Cror+	65,81,693 65 Lacs+	Y
46	KAMAL NATH	MADHYA PRADESH	Chhindwara	INC	62	14,17,70,037 14 Cror+	5,51,95,068 5 Cror+	8,65,74,969 8 Cror+	0	Y

S No	NAME	State	Constituency	Party	Age	Total Assets (Rs)	Movable Assets (Rs)	Immovable Assets (Rs)	Liabilities (Rs.)	PAN given
47	SIDDESWARA.G.M	KARNATAKA	Davanagere	BJP	56	14,02,48,867 14 Cror+	8,55,32,867 8 Cror+	5,47,16,000 5 Cror+	42,63,675 42 Lacs+	Y
48	CHANDRESH KUMARI	RAJASTHAN	Jodhpur	INC	65	13,28,81,067 13 Cror+	23,66,732 23 Lacs+	13,05,14,335 13 Cror+	60,744 60 Thou+	Y
49	DEVENDRA NAGPAL	UTTAR PRADESH	Amroha	RLD	38	13,24,25,712 13 Cror+	3,41,32,712 3 Cror+	9,82,93,000 9 Cror+	79,60,788 79 Lacs+	Y
50	JAYA PRADA NAHATA	UTTAR PRADESH	Rampur	SP	45	13,14,90,118 13 Cror+	1,84,90,118 1 Cror+	11,30,00,000 11 Cror+	7,59,000 7 Lacs+	Y
51	NAPOLEON,D.	TAMIL NADU	Perambalur	DMK	46	13,05,82,983 13 Cror+	1,30,31,550 1 Cror+	11,75,51,433 11 Cror+	1,10,49,256 1 Cror+	N
52	KALMADI SURESH	MAHARASHTRA	Pune	INC	64	12,81,65,624 12 Cror+	9,65,35,351 9 Cror+	3,16,30,273 3 Cror+	0	Y
53	ADHALRAO SHIVAJI DATTATRAY	MAHARASHTRA	Shirur	SHS	52	12,71,13,134 12 Cror+	2,18,24,382 2 Cror+	10,52,88,752 10 Cror+	1,62,21,275 1 Cror+	Y
54	SIVAKUMAR @ J.K. RITHEESH. K	TAMIL NADU	Ramana-thapuram	DMK	36	12,28,20,653 12 Cror+	3,25,61,278 3 Cror+	9,02,59,375 9 Cror+	40,00,000 40 Lacs+	Y
55	KAVURI SAMBASIVA RAO	ANDHRA PRADESH	Eluru	INC	66	12,27,33,111 12 Cror+	10,40,24,111 10 Cror+	1,87,09,000 1 Cror+	9,45,674 9 Lacs+	Y
56	MADHU YASKHI GOUD	ANDHRA PRADESH	Nizamabad	INC	50	11,91,08,338 11 Cror+	5,60,61,792 5 Cror+	6,30,46,546 6 Cror+	15422084 1 Cror+	Y
57	SATPAL MAHARAJ	UTTARAKHAND	Garhwal	INC	56	11,21,36,795 11 Cror+	2,80,00,295 2 Cror+	8,41,36,500 8 Cror+	0	Y
58	NISHIKANT DUBEY	JHARKHAND	Godda	BJP	37	11,15,37,987 11 Cror+	2,54,81,987 2 Cror+	8,60,56,000 8 Cror+	0	Y
59	TAWARE SURESH KASHINATH	MAHARASHTRA	Bhiwandi	INC	51	10,90,39,952 10 Cror+	24,92,054 24 Lacs+	10,65,47,898 10 Cror+	12,50,000 12 Lacs+	N
60	GUDDU PREM-CHAND	MADHYA PRADESH	Ujjain	INC	41	10,50,31,313 10 Cror+	58,14,403 58 Lacs+	9,92,16,910 9 Cror+	15,00,000 15 Lacs+	Y
61	NINONG ERING	ARUNACHAL PRADESH	Arunachal East	INC	50	10,43,20,000 10 Cror+	3,53,20,000 3 Cror+	6,90,00,000 6 Cror+	12,51,784 12 Lacs+	N
62	A.T. NANA PATIL	MAHARASHTRA	Jalgaon	BJP	47	10,38,39,607 10 Cror+	25,43,107 25 Lacs+	10,12,96,500 10 Cror+	9200000 92 Lacs+	Y

S No	NAME	State	Constituency	Party	Age	Total Assets (Rs)	Movable Assets (Rs)	Immovable Assets (Rs)	Liabilities (Rs.)	PAN given
63	MEIRA KUMAR	BIHAR	Sasaram	INC	63	10,15,65,500 10 Cror+	1,11,45,500 1 Cror+	9,04,20,000 9 Cror+	0	Y
64	MAGUNTA SRINIVASULU REDDY	ANDHRA PRADESH	Ongole	INC	55	10,08,50,672 10 Cror+	8,21,09,672 8 cror+	1,87,41,000 1 Cror+	0	N
65	FAROOQ ABDULLAH	JAMMU & KASHMIR	Srinagar	JKN	67	9,78,41,140 9 Cror+	15,41,140 15 Lacs+	9,63,00,000 9 Cror+	0	Y
66	TAMBIDURAI.M	TAMIL NADU	Karur	ADMK	62	9,37,50,227 9 Cror+	4,51,40,517 4 Cror+	4,86,09,710 4 Cror+	0	N
67	S.P.Y.REDDY	ANDHRA PRADESH	Nandyal	INC	59	9,28,71,000 9 Cror+	6,95,21,000 6 Cror+	2,33,50,000 2 Cror+	0	Y
68	JEYADURAI S R	TAMIL NADU	Thoothukkudi	DMK	40	8,75,26,313 8 Cror+	1,00,26,313 1 Cror+	7,75,00,000 7 Cror+	10,90,000 10 Lacs+	Y
69	PAWAR SHARAD-CHANDRA GOVINDRAO	MAHARASHTRA	Madha	NCP	68	8,72,38,434 8 Cror+	5,15,24,248 5 Cror+	3,57,14,186 3 Cror+	0	Y
70	SHINDE SUSHIL-KUMAR SAMBHAJIRAO	MAHARASHTRA	Solapur	INC	68	8,60,42,099 8 Cror+	3,34,93,748 3 Cror+	5,25,48,351 5 Cror+	37,00,000 37 Lacs+	Y
71	SABBAM HARI	ANDHRA PRADESH	Anakapalle	INC	55	8,50,32,286 8 Cror+	20,32,286 20 Lacs+	8,30,00,000 8 Cror+	450000 4 Lacs+	Y
72	JASWANT SINGH	WEST BENGAL	Darjeeling	BJP	70	8,35,71,845 8 Cror+	1,12,96,845 1 Cror+	7,22,75,000 7 Cror+	744864 7 Lacs+	Y
73	PATEL NATUBHAI GOMANBHAI	DADRA & NAGAR HAVELI	Dadra & Nagar Haveli	BJP	36	8,34,94,860 8 Cror+	90,40,616 90 Lacs+	7,44,54,244 7 Cror+	3426035 34 Lacs+	Y
74	BHONSLE SHRIMANT CHH. UDYANRAJE PRATAPSIH	MAHARASHTRA	Satara	NCP	43	8,30,85,300 8 Cror+	2,16,72,215 2 Cror+	6,14,13,085 6 Cror+	18,00,000 18 Lacs+	Y
75	BAALU T R	TAMIL NADU	Sriperumbudur	DMK	67	7,69,71,478 7 Cror+	1,50,00,478 1 Cror+	6,19,71,000 6 Cror+	0	Y
76	PATIL PADAMSINHA BAJIRAO	MAHARASHTRA	Osmanabad	NCP	68	7,58,52,364 7 Cror+	2,42,00,518 2 Cror+	5,16,51,846 5 Cror+	0	Y
77	SUSHMA SWARAJ	MADHYA PRADESH	Vidisha	BJP	57	7,35,85,637 7 Cror+	3,49,37,677 3 Cror+	3,86,47,960 3 Cror+	0	Y

S No	NAME	State	Constituency	Party	Age	Total Assets (Rs)	Movable Assets (Rs)	Immovable As-sets (Rs)	Liabilities (Rs.)	PAN given
78	PARTAP SINGH BAJWA	PUNJAB	Gurdaspur	INC	52	6,80,53,249 6 Cror+	66,53,250 66 Lacs+	6,13,99,999 6 Cror+	1,00,000 1 Lacs+	Y
79	JITENDRA SINGH	RAJASTHAN	Alwar	INC	38	6,79,67,810 6 Cror+	1,33,67,810 1 Cror+	5,46,00,000 5 Cror+	0	Y
80	BABAR GAJANAN DHARMSHI	MAHARASHTRA	Maval	SHS	66	6,78,31,434 6 Cror+	95,31,434 95 Lacs+	5,83,00,000 5 Cror+	0	Y
81	INDERJIT SINGH	HARYANA	Gurgaon	INC	59	6,73,83,257 6 Cror+	2,07,83,257 2 Cror+	4,66,00,000 4 Cror+	96,692 96 Thou+	Y
82	B.Y. RAGHAVENDRA	KARNATAKA	Shimoga	BJP	36	6,68,73,401 6 Cror+	41,14,264 41 Lacs+	6,27,59,137 6 Cror+	42,34,969 42 Lacs+	Y
83	SAMEER BHUJBAL	MAHARASHTRA	Nashik	NCP	35	6,66,60,039 6 Cror+	2,00,41,103 2 Cror+	4,66,18,936 4 Cror+	0	Y
84	M M PALLAMRAJU	ANDHRA PRADESH	Kakinada	INC	46	6,55,89,882 6 Cror+	1,37,33,882 1 Cror+	5,18,56,000 5 Cror+	11,12,763 11 Lacs+	Y
85	DEEPENDER SINGH	HARYANA	Rohtak	INC	31	6,53,67,032 6 Cror+	1,95,87,032 1 Cror+	4,57,80,000 4 Cror+	0	Y
86	BHAJAN LAL	HARYANA	Hisar	HJCBL	77	6,51,13,381 6 Cror+	2,01,75,381 2 Cror+	4,49,38,000 4 Cror+	73,54,075 73 Lacs+	Y
87	DUSHYANT SINGH	RAJASTHAN	Jhalawar-Baran	BJP	38	6,41,10,900 6 Cror+	1,83,24,850 1 Cror+	4,57,86,050 4 Cror+	27,79,153 27 Lacs+	Y
88	AD.KAMAT GURU-DAS VASANT	MAHARASHTRA	Mumbai North West	INC	54	6,39,26,963 6 Cror+	3,79,50,275 3 Cror+	2,59,76,688 2 Cror+	0	Y
89	AMBICA BANERJEE	WEST BENGAL	Howrah	AITC	82	6,29,26,674 6 Cror+	99,26,674 99 Lacs+	5,30,00,000 5 Cror+	72,33,333 72 Lacs+	Y
90	KHILADI LAL BAIRWA	RAJASTHAN	Karauli-Dholpur	INC	45	6,28,02,340 6 Cror+	29,72,340 29 Lacs+	5,98,30,000 5 Cror+	5,69,34,79 56 Lacs+	Y
91	KHATGAONK PATIL BHASKARRAO BAPURAO	MAHARASHTRA	Nanded	INC	65	6,24,16,000 6 Cror+	3,27,15,000 3 Cror+	2,97,01,000 2 Cror+	2,60,000 2 Lacs+	Y
92	DR.SANJAY SINGH	UTTAR PRADESH	Sultanpur	INC	55	6,22,59,720 6 Cror+	1,72,40,244 1 Cror+	4,50,19,476 4 Cror+	2,40,000 2 Lacs+	Y

S No	NAME	State	Constituency	Party	Age	Total Assets (Rs)	Movable Assets (Rs)	Immovable Assets (Rs)	Liabilities (Rs.)	PAN given
93	MUNDE GOPINATH-RAO PANDURANG	MAHARASHTRA	Beed	BJP	59	6,22,50,603 6 Cror+	2,47,28,555 2 Cror+	3,75,22,048 3 Cror+	4,50,90,238 4 Cror+	Y
94	MAHABAL MISHRA	NCT Delhi	West Delhi	INC	54	6,20,00,588 6 Cror+	1,76,10,588 1 Cror+	4,43,90,000 4 Cror+	9,89,118 9 Lacs+	Y
95	BADRI RAM	RAJASTHAN	Pali	INC	59	6,02,43,814 6 Cror+	3,86,24,314 3 Cror+	2,16,19,500 2 Cror+	4,98,169 4 Lacs+	Y
96	JAGATHRAKSHAKAN	TAMIL NADU	Arakkonam	DMK	61	5,91,06,399 5 Cror+	60,79,699 60 Lacs+	5,30,26,700 5 Cror+	0	Y
97	KADEER RANA	UTTAR PRADESH	Muzaffarnagar	BSP	45	5,84,51,906 5 Cror+	2,66,06,806 2 Cror+	3,18,45,100 3 Cror+	0	Y
98	AJIT SINGH	UTTAR PRADESH	Baghpat	RLD	70	5,82,32,462 5 Cror+	1,65,02,462 1 Cror+	4,17,30,000 4 Cror+	13,077 13 Thou+	Y
99	VENUGOPAL.D	TAMIL NADU	Tiruvannamalai	DMK	73	5,70,10,000 5 Cror+	20,10,000 0 Lacs+	5,50,00,000 5 Cror+	15,38,546 15 Lacs+	N
100	SUDINI JAIPAL REDDY	ANDHRA PRADESH	Chevella	INC	67	5,61,50,333 5 Cror+	12,00,333 12 Lacs+	5,49,50,000 5 Cror+	20,42,919 20 Lacs+	Y
101	DR. MURLI MANOHAR JOSHI	UTTAR PRADESH	Varanasi	BJP	73	5,44,75,345 5 Cror+	2,80,75,345 2 Cror+	2,64,00,000 2 Cror+	2,05,768 2 Lacs+	Y
102	G.S. BASAVARAJU	KARNATAKA	Tumkur	BJP	67	5,43,82,029 5 Cror+	14,18,219 14 Lacs+	5,29,63,810 5 Cror+	87,61,621 87 Lacs+	Y
103	N CHALUVARAYASWAMY	KARNATAKA	Mandya	JD(S)	49	5,41,68,804 5 Cror+	1,02,43,304 1 Cror+	4,39,25,500 4 Cror+	41,25,000 41 Lacs+	Y
104	RANEE NARAH	ASSAM	Lakhimpur	INC	45	5,39,76,290 5 Cror+	1,80,27,840 1 Cror+	3,59,48,450 3 Cror+	0	Y
105	P.C.MOHAN	KARNATAKA	Bangalore Central	BJP	45	5,37,29,000 5 Cror+	3,52,88,000 3 Cror+	1,84,41,000 1 Cror+	3,28,87,000 3 Cror+	Y
106	KOTLA JAYA SURYA PRAKASH REDDY	ANDHRA PRADESH	Kurnool	INC	57	5,37,19,195 5 Cror+	1,44,19,195 1 Cror+	3,93,00,000 3 Cror+	30,34,000 30 Lacs+	Y
107	BRIJBHUSHAN SARAN SINGH	UTTAR PRADESH	Kaiserganj	SP	52	5,35,37,885 5 Cror+	11,37,885 11 Lacs+	5,24,00,000 5 Cror+	0	Y
108	ARUN SUBHASH-CHANDRA YADAV	MADHYA PRADESH	Khandwa	INC	36	5,32,89,688 5 Cror+	3,48,25,728 3 Cror+	1,84,63,960 1 Cror+	2,75,62,966 2 Cror+	Y

S No	NAME	State	Constituency	Party	Age	Total Assets (Rs)	Movable Assets (Rs)	Immovable Assets (Rs)	Liabilities (Rs.)	PAN given
109	K.H.MUNIYAPPA	KARNATAKA	Kolar	INC	61	5,19,21,402 5 Cror+	1,42,16,402 1 Cror+	3,77,05,000 3 Cror+	2,10,19,510 2 Cror+	N
110	SIVASAMI C	TAMIL NADU	Tiruppur	ADMK	51	5,18,92,954 5 Cror+	1,60,52,954 1 Cror+	3,58,40,000 3 Cror+	0	Y
111	BHARTRUHARI MAHTAB	ORISSA	Cuttack	BJD	51	5,10,73,861 5 Cror+	1,75,55,909 1 Cror+	3,35,17,952 3 Cror+	0	Y
112	MALLIKARJUN KHARGE	KARNATAKA	Gulbarga	INC	67	5,06,46,534 5 Cror+	1,33,08,044 1 Cror+	3,73,38,490 3 Cror+	55,08,946 55 Lacs+	Y
113	JAGDAMBIKA PAL	UTTAR PRADESH	Domariyaganj	INC	59	4,97,21,330 4 Cror+	66,21,330 66 Lacs+	4,31,00,000 4 Cror+	45,66,564 45 Lacs+	N
114	FEROZE VARUN GANDHI	UTTAR PRADESH	Pilibhit	BJP	29	4,92,67,810 4 Cror+	1,71,42,810 1 Cror+	3,21,25,000 3 Cror+	0	Y
115	AKHILESH YADAV	UTTAR PRADESH	Kannauj	SP	35	4,85,82,202 4 Cror+	3,09,01,095 3 Cror+	1,76,81,107 1 Cror+	77,26,354 77 Lacs+	Y
116	HELEN DAVIDSON J	TAMIL NADU	Kanniyakumari	DMK	37	4,84,55,728 4 Cror+	88,85,728 88 Lacs+	3,95,70,000 3 Cror+	21,23,538 21 Lacs+	Y
117	MOHINDER SINGH KAYPEE	PUNJAB	Jalandhar	INC	53	4,81,96,591 4 Cror+	38,22,591 38 Lacs+	4,43,74,000 4 Cror+	1,25,000 1 Lacs+	Y
118	SELJA	HARYANA	Ambala	INC	46	4,67,11,386 4 Cror+	55,69,511 55 Lacs+	4,11,41,875 4 Cror+	0	Y
119	J. SHANTHA	KARNATAKA	Bellary	BJP	35	4,65,72,264 4 Cror+	4,40,72,264 4 Cror+	25,00,000 25 Lacs+	0	N
120	SACHIN PILOT	RAJASTHAN	Ajmer	INC	31	4,64,89,558 4 Cror+	55,89,558 55 Lacs+	4,09,00,000 4 Cror+	0	Y
121	SEMMALAI S	TAMIL NADU	Salem	ADMK	63	4,62,20,339 4 Cror+	76,16,064 76 Lacs+	3,86,04,275 3 Cror+	59,000 59 Thou+	Y
122	AKHILESH YADAV	UTTAR PRADESH	Firozabad	SP	35	4,44,09,557 4 Cror+	3,09,01,094 3 Cror+	1,35,08,463 1 Cror+	7,72,63,54 77 Lacs+	Y
123	K.C. SINGH BABA	UTTARAKHAND	Nainital-Udham-singh Nagar	INC	60	4,39,87,049 4 Cror+	30,87,049 30 Lacs+	4,09,00,000 4 Cror+	6,49,024 6 Lacs+	Y
124	VIJAY BAHADUR SINGH	UTTAR PRADESH	Hamirpur	BSP	65	4,29,33,979 4 Cror+	41,83,979 41 Lacs+	3,87,50,000 3 Cror+	6,23,689 6 Lacs+	Y

S No	NAME	State	Constituency	Party	Age	Total Assets (Rs)	Movable Assets (Rs)	Immovable Assets (Rs)	Liabilities (Rs.)	PAN given
125	CHARANDAS MAHANT	CHHATTISGARH	Korba	INC	54	4,27,04,354 4 Cror+	40,90,114 40 Lacs+	3,86,14,240 3 Cror+	16,43,424 16 Lacs+	Y
126	MEENA SINGH	BIHAR	Arrah	JD(U)	44	4,24,36,500 4 Cror+	2,26,23,000 2 Cror+	1,98,13,500 1 Cror+	0	Y
127	DIGVIJAY SINGH	BIHAR	Banka	IND	54	4,20,64,000 4 Cror+	54,45,000 54 Lacs+	3,66,19,000 3 Cror+	10,80,299 10 Lacs+	Y
128	GAVIT MANIKRAO HODLYA	MAHARASHTRA	Nandurbar	INC	75	4,10,64,753 4 Cror+	57,70,746 57 Lacs+	3,52,94,007 3 Cror+	0	Y
129	RAKESH SACHAN	UTTAR PRADESH	Fatehpur	SP	53	4,09,55,596 4 Cror+	1,60,14,941 1 Cror+	2,49,40,655 2 Cror+	0	Y
130	YASHWANT SINHA	JHARKHAND	Hazaribagh	BJP	71	4,07,76,217 4 Cror+	1,06,26,217 1 Cror+	3,01,50,000 3 Cror+	0	Y
131	KRISHNASAMY M	TAMIL NADU	Arani	INC	68	4,06,11,765 4 Cror+	12,28,765 12 Lacs+	3,93,83,000 3 Cror+	1,67,92,067 1 Cror+	Y
132	AVTAR SINGH BHADANA	HARYANA	Faridabad	INC	53	4,05,73,585 4 Cror+	72,48,585 72 Lacs+	3,33,25,000 3 Cror+	0	Y
133	AJAY MAKAN	NCT Delhi	New Delhi	INC	45	4,01,48,040 4 Cror+	2,54,05,740 2 Cror+	1,47,42,300 1 Cror+	0	Y
134	KU. RATANJEET PRATAP NARAYAN SINGH	UTTAR PRADESH	Kushi Nagar	INC	45	3,99,75,893 3 Cror+	1,05,10,893 1 Cror+	2,94,65,000 2 Cror+	1,00,000 1 Lacs+	Y
135	UDAY PRATAP SINGH	MADHYA PRADESH	Hoshangabad	INC	44	3,99,06,000 3 Cror+	1,11,56,000 1 Cror+	2,87,50,000 2 Cror+	13,74,065 13 Lacs+	Y
136	DR JYOTI MIRDHA	RAJASTHAN	Nagaur	INC	36	3,90,39,915 3 Cror+	69,68,395 69 Lacs+	3,20,71,520 3 Cror+	0	Y
137	PAWAN KUMAR BANSAL	CHANDIGARH	Chandigarh	INC	60	3,87,29,400 3 Cror+	82,29,400 82 Lacs+	3,05,00,000 3 Cror+	0	Y
138	KALIKESH NARAYAN SINGH DEO	ORISSA	Bolangir	BJD	34	3,85,42,397 3 Cror+	2,59,88,172 2 Cror+	1,25,54,225 1 Cror+	14,31,104 14 Lacs+	Y
139	V. KISHORE CHANDRA DEO	ANDHRA PRADESH	Araku	INC	62	3,74,10,000 3 Cror+	2,04,00,000 2 Cror+	1,70,10,000 1 Cror+	0	Y

S No	NAME	State	Constituency	Party	Age	Total Assets (Rs)	Movable Assets (Rs)	Immovable Assets (Rs)	Liabilities (Rs.)	PAN given
140	LALUBHAI PATEL	DAMAN & DIU	Daman & Diu	BJP	53	3,68,79,385 3 Cror+	1,61,07,985 1 Cror+	2,07,71,400 2 Cror+	21,35,939 21 Lacs+	N
141	DAYANIDHI MARAN	TAMIL NADU	Chennai Central	DMK	42	3,66,69,231 3 Cror+	3,66,69,231 3 Cror+	0	0	Y
142	NARAYANASAMY	PUDUCHERRY	Pondicherry	INC	61	3,57,79,157 3 Cror+	31,44,307 31 Lacs+	3,26,34,850 3 Cror+	21,71,758 21 Lacs+	Y
143	LALKRISHNA KISHANCHAND ADVANI	GUJARAT	Gandhinagar	BJP	81	3,55,43,172 3 Cror+	1,20,43,172 1 Cror+	2,35,00,000 2 Cror+	0	Y
144	SANJAY SINGH CHAUHAN	UTTAR PRADESH	Bijnor	RLD	48	3,53,52,625 3 Cror+	34,52,625 34 Lacs+	3,19,00,000 3 Cror+	52,54,245 52 Lacs+	Y
145	VIJAY INDER SINGLA	PUNJAB	Sangrur	INC	37	3,47,77,862 3 Cror+	1,33,77,862 1 Cror+	2,14,00,000 2 Cror+	3,74,957 3 Lacs+	Y
146	RAMASUBBU S	TAMIL NADU	Tirunelveli	INC	59	3,47,06,447 3 Cror+	1,64,62,367 1 Cror+	1,82,44,080 1 Cror+	18,07,386 18 Lacs+	Y
147	R. K. SINGH PATEL	UTTAR PRADESH	Banda	SP	49	3,41,07,955 3 Cror+	1,23,14,455 1 Cror+	2,17,93,500 2 Cror+	0	Y
148	RAJ KUMARI CHAUHAN	UTTAR PRADESH	Aligarh	BSP	46	3,40,34,506 3 Cror+	58,13,506 58 Lacs+	2,82,21,000 2 Cror+	0	Y
149	RAVINDRA KUMAR PANDEY	JHARKHAND	Giridih	BJP	50	3,27,22,762 3 Cror+	1,64,57,762 1 Cror+	1,62,65,000 1 Cror+	33,17,72 533 Lacs+	Y
150	KUNWAR JITIN PRASAD	UTTAR PRADESH	Dhaurahra	INC	36	3,26,56,975 3 Cror+	1,10,56,975 1 Cror+	2,16,00,000 2 Cror+	0	Y
151	SHER SINGH GHUBAYA	PUNJAB	Firozpur	SAD	46	3,19,69,676 3 Cror+	9,69,676 9 Lacs+	3,10,00,000 3 Cror+	36,98,744 36 Lacs+	Y
152	BHISMA SHANKAR ALIAS KUSHAL TIWARI	UTTAR PRADESH	Sant Kabir Nagar	BSP	44	3,17,56,944 3 Cror+	30,62,944 30 Lacs+	2,86,94,000 2 Cror+	11,78,640 11 Lacs+	Y
153	LALU PRASAD	BIHAR	Saran	RJD	60	3,17,02,693 3 Cror+	68,72,693 68 Lacs+	2,48,30,000 2 Cror+	26,05,977 26 Lacs+	Y
154	BHARATBHAI MADHAVSINH SOLANKI	GUJARAT	Anand	INC	55	3,09,18,994 3 Cror+	50,08,596 50 Lacs+	2,59,10,398 2 Cror+	26,83,993 26 Lacs+	Y

S No	NAME	State	Constituency	Party	Age	Total Assets (Rs)	Movable Assets (Rs)	Immovable Assets (Rs)	Liabilities (Rs.)	PAN given
155	DEORAJ SINGH PATEL	MADHYA PRADESH	Rewa	BSP	36	3,08,45,000 3 Cror+	80,30,000 80 Lacs+	2,28,15,000 2 Cror+	49,61,271 49 Lacs+	Y
156	SRI PRAKASH JAISWAL	UTTAR PRADESH	Kanpur	INC	64	3,07,67,980 3 Cror+	1,55,67,980 1 Cror+	1,52,00,000 1 Cror+	0	Y
157	LAL CHAND KARTARIA	RAJASTHAN	Jaipur Rural	INC	40	3,06,50,401 3 Cror+	17,50,401 17 Lacs+	2,89,00,000 2 Cror+	7,02,835 7 Lacs+	Y
158	BAPIRAJU KANUMURU	ANDHRA PRADESH	Narsapuram	INC	61	3,05,74,013 3 Cror+	65,77,013 65 Lacs+	2,39,97,000 2 Cror+	38,12,438 38 Lacs+	Y
159	DR.NILESH NARAYAN RANE	MAHARASHTRA	Ratnagiri Sindhudurg	INC	28	3,05,61,862 3 Cror+	2,82,26,842 2 Cror+	23,35,020 23 Lacs+	0	Y
160	KANTILAL BHURIA	MADHYA PRADESH	Ratlam	INC	59	3,05,57,089 3 Cror+	73,91,089 73 Lacs+	2,31,66,000 2 Cror+	0	Y
161	AAWALE JAYWANT GANGARAM	MAHARASHTRA	Latur	INC	68	3,04,85,766 3 Cror+	35,62,298 35 Lacs+	2,69,23,468 2 Cror+	0	Y
162	DR.SANJEEV GANESH NAIK	MAHARASHTRA	Thane	NCP	37	3,04,15,344 3 Cror+	1,68,85,344 1 Cror+	1,35,30,000 1 Cror+	0	Y
163	BHAVANA GAWALI (PATIL)	MAHARASHTRA	Yavatmal-Washim	SHS	36	3,03,99,471 3 Cror+	39,79,471 39 Lacs+	2,64,20,000 2 Cror+	24,30,911 24 Lacs+	Y
164	JAYANT K SINGH	UTTAR PRADESH	Mathura	RLD	30	3,02,04,219 3 Cror+	2,33,99,719 2 Cror+	68,04,500 68 Lacs+	0	Y
165	ADHIR RANJAN CHOWDHURY	WEST BENGAL	Baharampur	INC	53	2,99,43,557 2 Cror+	1,91,10,557 1 Cror+	1,08,33,000 1 Cror+	19,26,083 19 Lacs+	Y
166	MANISH TEWARI	PUNJAB	Ludhiana	INC	44	2,99,41,543 2 Cror+	1,99,08,211 1 Cror+	1,00,33,332 1 Cror+	0	Y
167	COSME FRANCISCO CAITANO SARDINHA	GOA	South Goa	INC	62	2,94,73,470 2 Cror+	89,91,400 89 Lacs+	2,04,82,070 2 Cror+	4,43,500 4 Lacs+	Y
168	M. VEERAPPA MOILY	KARNATAKA	Chikballapur	INC	69	2,93,74,446 2 Cror+	53,76,496 53 Lacs+	2,39,97,950 2 Cror+	10,83,264 10 Lacs+	Y
169	SUSHILA SAROJ	UTTAR PRADESH	Mohanlalganj	SP	58	2,86,80,230 2 Cror+	64,71,585 64 Lacs+	2,22,08,645 2 Cror+	24,52,429 24 Lacs+	Y

S No	NAME	State	Constituency	Party	Age	Total Assets (Rs)	Movable Assets (Rs)	Immovable Assets (Rs)	Liabilities (Rs.)	PAN given
170	RAJENDRAN C	TAMIL NADU	Chennai South	ADMK	48	2,83,16,678 2 Cror+	34,90,474 34 Lacs+	2,48,26,204 2 Cror+	0	Y
171	ADAGUR H. VISWANATH	KARNATAKA	Mysore	INC	59	2,82,91,172 2 Cror+	14,11,172 14 Lacs+	2,68,80,000 2 Cror+	73,67,061 73 Lacs+	Y
172	DR. MANDA JAG-ANNATH	ANDHRA PRADESH	Nagarkurnool	INC	57	2,81,26,000 2 Cror+	29,26,000 29 Lacs+	2,52,00,000 2 Cror+	31,23,000 31 Lacs+	N
173	ADV. DUDH-GAONKAR GANESHRAO NAGORAO	MAHARASHTRA	Parbhani	SHS	64	2,81,11,720 2 Cror+	32,39,563 32 Lacs+	2,48,72,157 2 Cror+	0	N
174	SUBODH KANT SAHAY	JHARKHAND	Ranchi	INC	57	2,78,54,918 2 Cror+	1,11,59,918 1 Cror+	1,66,95,000 1 Cror+	0	Y
175	NEERAJ SHEKHAR	UTTAR PRADESH	Ballia	SP	40	2,77,18,262 2 Cror+	1,55,18,262 1 Cror+	1,22,00,000 1 Cror+	1,51,00,000 1 Cror+	Y
176	VENUGOPALA REDDY MODUGULA	ANDHRA PRADESH	Narasaraopet	TDP	42	2,74,93,309 2 Cror+	86,85,186 86 Lacs+	1,88,08,123 1 Cror+	51,964 51 Thou+	Y
177	RAM SINGH KASWAN	RAJASTHAN	Churu	BJP	63	2,74,03,097 2 Cror+	34,68,392 34 Lacs+	2,39,34,705 2 Cror+	0	Y
178	RAMAKANT YADAV	UTTAR PRADESH	Azamgarh	BJP	49	2,72,94,000 2 Cror+	1,22,94,000 1 Cror+	1,50,00,000 1 Cror+	0	Y
179	DINESH TRIVEDI	WEST BENGAL	Barrackpur	AITC	58	2,72,03,930 2 Cror+	1,78,53,930 1 Cror+	93,50,000 93 Lacs+	0	Y
180	SAJJAN SINGH VERMA	MADHYA PRADESH	Dewas	INC	57	2,70,42,325 2 Cror+	64,95,225 64 Lacs+	2,05,47,100 2 Cror+	11,04,525 11 Lacs+	Y
181	PRANAB MUKHERJEE	WEST BENGAL	Jangipur	INC	72	2,69,20,479 2 Cror+	84,61,890 84 Lacs+	1,84,58,589 1 Cror+	0	Y
182	SANTOSH CHOWDHARY	PUNJAB	Hoshiarpur	INC	66	2,68,16,253 2 Cror+	78,30,003 78 Lacs+	1,89,86,250 1 Cror+	0	Y
183	GANESHAMURTHI. A.	TAMIL NADU	Erode	MDMK	61	2,67,29,518 2 Cror+	68,28,518 68 Lacs+	1,99,01,000 1 Cror+	10,85,323 10 Lacs+	Y
184	SEEMA UPADHAYAY	UTTAR PRADESH	Fatehpur Sikri	BSP	44	2,65,45,096 2 Cror+	72,23,096 72 Lacs+	1,93,22,000 1 Cror+	15,95,708 15 Lacs+	Y

S No	NAME	State	Constituency	Party	Age	Total Assets (Rs)	Movable Assets (Rs)	Immovable Assets (Rs)	Liabilities (Rs.)	PAN given
185	NITYANANDA PRADHAN	ORISSA	Aska	BJD	65	2,63,46,692 2 Cror+	32,56,692 32 Lacs+	2,30,90,000 2 Cror+	15,25,000 15 Lacs+	Y
186	SALMAN KHUR-SHEED	UTTAR PRADESH	Farrukhabad	INC	56	2,61,40,421 2 Cror+	1,29,20,421 1 Cror+	1,32,20,000 1 Cror+	30,13,200 30 Lacs+	Y
187	KIRITBHAI PREMJBHAI SOLANKI	GUJARAT	Ahmedabad West	BJP	59	2,61,22,439 2 Cror+	31,22,439 31 Lacs+	2,30,00,000 2 Cror+	7,00,000 7 Lacs+	Y
188	RAMA DEVI	BIHAR	Sheohar	BJP	60	2,60,43,859 2 Cror+	1,41,90,059 1 Cror+	1,18,53,800 1 Cror+	13,22,726 13 Lacs+	Y
189	KATTI RAMESH VISHWANATH	KARNATAKA	Chikkodi	BJP	44	2,59,00,932 2 Cror+	1,39,83,744 1 Cror+	1,19,17,188 1 Cror+	0	Y
190	RAMESH KUMAR	NCT Delhi	South Delhi	INC	53	2,58,45,997 2 Cror+	13,45,997 13 Lacs+	2,45,00,000 2 Cror+	3,29,812 3 Lacs+	Y
191	BIREN SINGH ENGTI	ASSAM	Autonomous District	INC	69	2,52,97,069 2 Cror+	26,44,319 26 Lacs+	2,26,52,750 2 Cror+	0	Y
192	MOHAMMED AZHARUDDIN	UTTAR PRADESH	Moradabad	INC	46	2,52,33,948 2 Cror+	1,32,33,948 1 Cror+	1,20,00,000 1 Cror+	5,65,160 5 Lacs+	Y
193	HUKM DEO NARAYAN YADAV	BIHAR	Madhubani	BJP	72	2,50,12,430 2 Cror+	20,12,430 20 Lacs+	2,30,00,000 2 Cror+	2,64,033 2 Lacs+	Y
194	JAI PRAKASH AGARWAL	NCT Delhi	North East Delhi	INC	64	2,49,28,873 2 Cror+	64,78,873 64 Lacs+	1,84,50,000 1 Cror+	0	Y
195	BHUPENDRA SINGH	MADHYA PRADESH	Sagar	BJP	46	2,48,73,075 2 Cror+	8,73,075 8 Lacs+	2,40,00,000 2 Cror+	0	Y
196	DANVE RAOSAHEB DADARAO	MAHARASHTRA	Jalna	BJP	56	2,42,71,518 2 Cror+	29,70,018 29 Lacs+	2,13,01,500 2 Cror+	5,30,771 5 Lacs+	Y
197	GORAKH PRASAD JAISWAL	UTTAR PRADESH	Deoria	BSP	72	2,42,17,040 2 Cror+	91,17,040 91 Lacs+	1,51,00,000 1 Cror+	0	Y
198	ANURAG SINGH THAKUR	HIMACHAL PRADESH	Hamirpur	BJP	34	2,41,50,103 2 Cror+	91,14,356 91 Lacs+	1,50,35,747 1 Cror+	25,04,550 25 Lacs+	Y
199	TAKAM SANJOY	ARUNACHAL PRADESH	Arunachal West	INC	42	2,41,37,021 2 Cror+	95,97,021 95 Lacs+	1,45,40,000 1 Cror+	0	N
200	M I SHANAVAS	KERALA	Wayanad	INC	57	2,39,04,424 2 Cror+	5,24,424 5 Lacs+	2,33,80,000 2 Cror+	25,48,978 25 Lacs+	Y

S No	NAME	State	Constituency	Party	Age	Total Assets (Rs)	Movable Assets (Rs)	Immovable Assets (Rs)	Liabilities (Rs.)	PAN given
201	ASHOK TANWAR	HARYANA	Sirsa	INC	33	2,36,64,959 2 Cror+	28,94,959 28 Lacs+	2,07,70,000 2 Cror+	0	Y
202	DILIP SINGH JUDEV	CHHATTISGARH	Bilaspur	BJP	60	2,33,77,724 2 Cror+	80,96,224 80 Lacs+	1,52,81,500 1 Cror+	26,76,258 26 Lacs+	Y
203	RAHUL GANDHI	UTTAR PRADESH	Amethi	INC	38	2,32,74,706 2 Cror+	30,71,351 30 Lacs+	2,02,03,355 2 Cror+	4085591 40 Lacs+	Y
204	DINSHA ZAVARB-HAI PATEL	GUJARAT	Kheda	INC	71	2,30,65,019 2 Cror+	2,06,15,019 2 Cror+	24,50,000 24 Lacs+	3480352 34 Lacs+	Y
205	BAL KUMAR PATEL	UTTAR PRADESH	Mirzapur	SP	48	2,29,78,000 2 Cror+	89,78,000 89 Lacs+	1,40,00,000 1 Cror+	11695272 1 Cror+	Y
206	B. JHANSI	ANDHRA PRADESH	Vizianagaram	INC	45	2,29,51,539 2 Cror+	47,98,364 47 Lacs+	1,81,53,175 1 Cror+	0	Y
207	JANARDHANA SWAMY	KARNATAKA	Chitradurga	BJP	41	2,28,36,000 2 Cror+	68,36,000 68 Lacs+	1,60,00,000 1 Cror+	0	Y
208	SANDEEP DIKSHIT	NCT Delhi	East Delhi	INC	44	2,27,46,428 2 Cror+	54,87,628 54 Lacs+	1,72,58,800 1 Cror+	1980887 19 Lacs+	Y
209	K. CHAN-DRASEKHARA RAO	ANDHRA PRADESH	Mahbubnagar	TRS	55	2,26,69,420 2 Cror+	14,06,000 14 Lacs+	2,12,63,420 2 Cror+	0	Y
210	RAMESH BAIS	CHHATTISGARH	Raipur	BJP	61	2,24,76,391 2 Cror+	40,42,391 40 Lacs+	1,84,34,000 1 Cror+	0	Y
211	SANJAY BRIJK-ISHLORLAL NIRUPAM	MAHARASHTRA	Mumbai North	INC	44	2,24,17,801 2 Cror+	60,59,801 60 Lacs+	1,63,58,000 1 Cror+	3727000 37 Lacs+	Y
212	MULAYAM SINGH YADAV	UTTAR PRADESH	Mainpuri	SP	69	2,23,99,310 2 Cror+	1,50,25,156 1 Cror+	73,74,154 73 Lacs+	0	Y
213	PRATIK PRAKASH-BAPU PATIL	MAHARASHTRA	Sangli	INC	36	2,21,37,000 2 Cror+	1,46,98,000 1 Cror+	74,39,000 74 Lacs+	1358000 13 Lacs+	Y
214	RADHEY MOHAN SINGH	UTTAR PRADESH	Ghazipur	SP	43	2,20,62,609 2 Cror+	61,82,609 61 Lacs+	1,58,80,000 1 Cror+	1752447 17 Lacs+	Y
215	RAVNEET SINGH	PUNJAB	Anandpur Sahib	INC	33	2,18,21,443 2 Cror+	13,06,443 13 Lacs+	2,05,15,000 2 Cror+	300000 3 Lacs+	N

S No	NAME	State	Constituency	Party	Age	Total Assets (Rs)	Movable Assets (Rs)	Immovable As-sets (Rs)	Liabilities (Rs.)	PAN given
216	LAL JI TANDON	UTTAR PRADESH	Lucknow	BJP	73	2,17,00,160 2 Cror+	66,60,160 66 Lacs+	1,50,40,000 1 Cror+	0	Y
217	INDER SINGH NAM-DHARI	JHARKHAND	Chatra	IND	62	2,12,77,657 2 Cror+	36,39,657 36 Lacs+	1,76,38,000 1 Cror+	0	Y
218	KIRSHNA TIRATH	NCT Delhi	North West Delhi	INC	54	2,11,46,350 2 Cror+	91,46,350 91 Lacs+	1,20,00,000 1 Cror+	0	Y
219	MUHAMMED HAM-DULLA SAYEED A.B.	LAKSHADWEEP	Lakshadweep	INC	26	2,09,77,767 2 Cror+	5,91,624 5 Lacs+	2,03,86,143 2 Cror+	0	Y
220	MUKESH BHAIRAV-DANJI GADHAVI	GUJARAT	Banaskantha	INC	47	2,09,45,639 2 Cror+	98,74,639 98 Lacs+	1,10,71,000 1 Cror+	0	Y
221	SUSHIL KUMAR SINGH	BIHAR	Aurangabad	JD(U)	43	2,08,87,871 2 Cror+	62,37,871 62 Lacs+	1,46,50,000 1 Cror+	741199 7 Lacs+	Y
222	D.B. CHANDRE GOWDA	KARNATAKA	Bangalore North	BJP	73	2,08,40,751 2 Cror+	20,15,751 20 Lacs+	1,88,25,000 1 Cror+	0	Y
223	VITTHALBHAI HANSRAJBHAI RADADIYA	GUJARAT	Porbandar	INC	51	2,06,75,722 2 Cror+	42,82,722 42 Lacs+	1,63,93,000 1 Cror+	0	Y
224	GAJENDRASINGH RAJUKHEDI	MADHYA PRADESH	Dhar	INC	45	2,06,53,133 2 Cror+	56,00,133 56 Lacs+	1,50,53,000 1 Cror+	0	Y
225	ANJAN KUMAR YADAV	ANDHRA PRADESH	Secunderabad	INC	47	2,06,20,697 2 Cror+	28,02,697 28 Lacs+	1,78,18,000 1 Cror+	1500000 15 Lacs+	Y
226	C P JOSHI	RAJASTHAN	Bhilwara	INC	59	2,03,76,956 2 Cror+	66,44,088 66 Lacs+	1,37,32,868 1 Cror+	1400000 14 Lacs+	Y
227	BENI PRASAD VERMA	UTTAR PRADESH	Gonda	INC	68	1,99,13,574 1 Cror+	7,55,574 7 Lacs+	1,91,58,000 1 Cror+	80932 80 Thou+	Y
228	K. KRUPA RANI	ANDHRA PRADESH	Srikakulam	INC	47	1,96,81,160 1 Cror+	91,76,160 91 Lacs+	1,05,05,000 1 Cror+	2652729 26 Lacs+	Y
229	H. D. DEVEGOWDA	KARNATAKA	Hassan	JD(S)	76	1,96,72,157 1 Cror+	63,66,157 63 Lacs+	1,33,06,000 1 Cror+	6499000 64 Lacs+	Y
230	DINUBHAI BOGHABHAI SO-LANKI	GUJARAT	Junagadh	BJP	51	1,94,60,865 1 Cror+	39,38,165 39 Lacs+	1,55,22,700 1 Cror+	5945896 59 Lacs+	Y

S No	NAME	State	Constituency	Party	Age	Total Assets (Rs)	Movable Assets (Rs)	Immovable Assets (Rs)	Liabilities (Rs.)	PAN given
231	DHOTRE SANJAY SHAMRAO	MAHARASHTRA	Akola	BJP	50	1,93,35,144 1 Cror+	20,92,144 20 Lacs+	1,72,43,000 1 Cror+	2221980 22 Lacs+	Y
232	ARVIND KUMAR SHARMA	HARYANA	Karnal	INC	46	1,90,71,256 1 Cror+	1,14,71,256 1 Cror+	76,00,000 76 Lacs+	0	Y
233	JAGDISH SINGH RANA	UTTAR PRADESH	Saharanpur	BSP	53	1,88,67,277 1 Cror+	23,67,277 23 Lacs+	1,65,00,000 1 Cror+	298187 2 Lacs+	Y
234	DR. RATTAN SINGH AJNALA	PUNJAB	Khadoor Sahib	SAD	65	1,87,74,102 1 Cror+	1,16,41,102 1 Cror+	71,33,000 71 Lacs+	0	Y
235	ARVIND KUMAR CHAUDHARY	UTTAR PRADESH	Basti	BSP	43	1,86,43,936 1 Cror+	1,21,06,936 1 Cror+	65,37,000 65 Lacs+	0	Y
236	SOMABHAI GAND-ABHAI KOLIPATEL	GUJARAT	Surendranagar	INC	68	1,86,35,718 1 Cror+	29,21,718 29 Lacs+	1,57,14,000 1 Cror+	0	Y
237	SUGUMAR.K	TAMIL NADU	Pollachi	ADMK	49	1,85,20,000 1 Cror+	33,20,000 33 Lacs+	1,52,00,000 1 Cror+	191027 1 Lacs+	Y
238	PREM DAS RAI	SIKKIM	Sikkim	SDF	54	1,85,03,294 1 Cror+	51,03,294 51 Lacs+	1,34,00,000 1 Cror+	841835 8 Lacs+	Y
239	KUNWAR REWATI RAMAN SINGH ALIAS MANI JI	UTTAR PRADESH	Allahabad	SP	65	1,84,00,164 1 Cror+	37,33,164 37 Lacs+	1,46,67,000 1 Cror+	226475 2 Lacs+	Y
240	YASHODHARA RAJE SCINDIA	MADHYA PRADESH	Gwalior	BJP	54	1,83,10,000 1 Cror+	1,83,10,000 1 Cror+	0	0	Y
241	WAKCHOURE BHAUSAHEB RAJA-RAM	MAHARASHTRA	Shirdi	SHS	59	1,78,60,515 1 Cror+	93,38,327 93 Lacs+	85,22,188 85 Lacs+	2427069 24 Lacs+	Y
242	SANKAR ADHI	TAMIL NADU	Kallakurichi	DMK	52	1,78,37,266 1 Cror+	43,78,260 43 Lacs+	1,34,59,006 1 Cror+	986068 9 Lacs+	Y
243	P.KARUNAKARAN	KERALA	Kasaragod	CPM	64	1,78,23,645 1 Cror+	1,63,245 1 Lacs+	1,76,60,400 1 Cror+	0	N
244	ADSUL ANANDRAO VITHOBA	MAHARASHTRA	Amravati	SHS	61	1,77,08,418 1 Cror+	44,44,123 44 Lacs+	1,32,64,295 1 Cror+	0	Y
245	PANABAKA LAK-SHMI	ANDHRA PRADESH	Bapatla	INC	50	1,73,87,066 1 Cror+	96,35,386 96 Lacs+	77,51,680 77 Lacs+	0	N

S No	NAME	State	Constituency	Party	Age	Total Assets (Rs)	Movable Assets (Rs)	Immovable As-sets (Rs)	Liabilities (Rs.)	PAN given
246	P. BALRAM	ANDHRA PRADESH	Mahabubabad	INC	45	1,71,95,194 1 Cror+	26,73,194 26 Lacs+	1,45,22,000 1 Cror+	14389000 1 Cror+	Y
247	SUKHDEV SINGH	PUNJAB	Fatehgarh Sahib	INC	76	1,70,83,247 1 Cror+	32,73,247 32 Lacs+	1,38,10,000 1 Cror+	0	Y
248	HARSH VARDHAN	UTTAR PRADESH	Maharajganj	INC	61	1,70,50,000 1 Cror+	9,00,000 9 Lacs+	1,61,50,000 1 Cror+	1112000 11 Lacs+	N
249	CHITTHAN N S V	TAMIL NADU	Dindigul	INC	75	1,70,35,764 1 Cror+	55,79,764 55 Lacs+	1,14,56,000 1 Cror+	0	Y
250	SUGAVANAM. E.G.	TAMIL NADU	Krishnagiri	DMK	51	1,69,74,157 1 Cror+	46,11,444 46 Lacs+	1,23,62,713 1 Cror+	500000 5 Lacs+	Y
251	GADDIGOUDAR P C	KARNATAKA	Bagalkot	BJP	56	1,67,62,000 1 Cror+	14,50,000 14 Lacs+	1,53,12,000 1 Cror+	6674134 66 Lacs+	Y
252		KARNATAKA	Chamarajanagar	INC	48	1,67,29,619 1 Cror+	54,29,619 54 Lacs+	1,13,00,000 1 Cror+	3896431 38 Lacs+	Y
253	P C CHACKO	KERALA	Thrissur	INC	62	1,63,35,679 1 Cror+	57,15,679 57 Lacs+	1,06,20,000 1 Cror+	0	Y
254	KALYAN BANERJEE	WEST BENGAL	Sreerampur	AITC	52	1,61,46,266 1 Cror+	1,61,46,266 1 Cror+	0	2125000 21 Lacs+	Y
255	GUTHA SUKENDER REDDY	ANDHRA PRADESH	Nalgonda	INC	55	1,60,40,830 1 Cror+	65,42,470 65 Lacs+	94,98,360 94 Lacs+	16662997 1 Cror+	Y
256	VINAY KUMAR ALIAS VINNU	UTTAR PRADESH	Shrawasti	INC	45	1,57,43,200 1 Cror+	3,18,200 3 Lacs+	1,54,25,000 1 Cror+	589157 5 Lacs+	N
257	KRISTAPPA NIM-MALA	ANDHRA PRADESH	Hindupur	TDP	52	1,57,10,800 1 Cror+	35,80,050 35 Lacs+	1,21,30,750 1 Cror+	1216390 12 Lacs+	Y
258	VIKRAMBHAI AR-JANBHAI MADAM	GUJARAT	Jamnagar	INC	51	1,55,90,109 1 Cror+	20,90,109 20 Lacs+	1,35,00,000 1 Cror+	0	Y
259	PRALHAD JOSHI	KARNATAKA	Dharwad	BJP	46	1,54,70,667 1 Cror+	73,77,732 73 Lacs+	80,92,935 80 Lacs+	3182357 31 Lacs+	Y
260	BIJOY KRISHNA HANDIQUE	ASSAM	Jorhat	INC	77	1,54,28,123 1 Cror+	24,28,123 24 Lacs+	1,30,00,000 1 Cror+	0	Y
261	RANJAN PRASAD YADAV	BIHAR	Pataliputra	JD(U)	64	1,53,19,000 1 Cror+	79,47,000 79 Lacs+	73,72,000 73 Lacs+	0	Y

S No	NAME	State	Constituency	Party	Age	Total Assets (Rs)	Movable Assets (Rs)	Immovable As-sets (Rs)	Liabilities (Rs.)	PAN given
262	MUTTEMWAR VILASRAO BABURAOJI	MAHARASHTRA	Nagpur	INC	60	1,53,02,294 1 Cror+	43,77,294 43 Lacs+	1,09,25,000 1 Cror+	2756726 27 Lacs+	Y
263	CAPTAIN JAI NARAYAN PRASAD NISHAD	BIHAR	Muzaffarpur	JD(U)	78	1,51,48,831 1 Cror+	2,69,831 2 Lacs+	1,48,79,000 1 Cror+	4337141 43 Lacs+	Y
264	PROF K V THOMAS	KERALA	Ernakulam	INC	62	1,50,41,664 1 Cror+	1,03,43,605 1 Cror+	46,98,059 46 Lacs+	186926318 Lacs+	Y
265	RAJNATH SINGH	UTTAR PRADESH	Ghaziabad	BJP	57	1,45,36,703 1 Cror+	45,14,703 45 Lacs+	1,00,22,000 1 Cror+	0	Y
266	SHIVARAMGOUDA	KARNATAKA	Koppal	BJP	56	1,45,18,988 1 Cror+	22,98,788 22 Lacs+	1,22,20,200 1 Cror+	3078847 30 Lacs+	Y
267	D.V.SADANANDA GOWDA	KARNATAKA	Udupi Chikmag- alur	BJP	56	1,43,75,959 1 Cror+	31,47,959 31 Lacs+	1,12,28,000 1 Cror+	2486447 24 Lacs+	Y
268	PARAMJIT KAUR GULSHAN	PUNJAB	Faridkot	SAD	60	1,42,08,609 1 Cror+	21,08,609 21 Lacs+	1,21,00,000 1 Cror+	2185837 21 Lacs+	Y
269	SOMENDRA NATH MITRA	WEST BENGAL	Diamond Har- bour	AITC	68	1,41,80,832 1 Cror+	74,32,487 74 Lacs+	67,48,345 67 Lacs+	187387 1 Lacs+	Y
270	CHANDRAKANT KHAIRE	MAHARASHTRA	Aurangabad	SHS	57	1,41,51,539 1 Cror+	25,24,339 25 Lacs+	1,16,27,200 1 Cror+	1472122 14 Lacs+	Y
271	SHARAD YADAV	BIHAR	Madhepura	JD(U)	61	1,41,07,050 1 Cror+	1,03,07,050 1 Cror+	38,00,000 38 Lacs+	0	Y
272	P.L.PUNIA	UTTAR PRADESH	Barabanki	INC	64	1,40,47,833 1 Cror+	65,47,833 65 Lacs+	75,00,000 75 Lacs+	0	Y
273	SONIA GANDHI	UTTAR PRADESH	Rae bareli	INC	62	1,37,94,768 1 Cror+	1,17,70,468 1 Cror+	20,24,300 20 Lacs+	0	Y
274	BASORI SINGH MASRAM	MADHYA PRADESH	Mandla	INC	59	1,35,21,178 1 Cror+	11,71,178 11 Lacs+	1,23,50,000 1 Cror+	350000 3 Lacs+	N
275	VIJAY BAHUGUNA	UTTARAKHAND	Tehri Garhwal	INC	62	1,35,01,773 1 Cror+	38,30,321 38 Lacs+	96,71,452 96 Lacs+	0	Y

S No	NAME	State	Constituency	Party	Age	Total Assets (Rs)	Movable Assets (Rs)	Immovable Assets (Rs)	Liabilities (Rs.)	PAN given
276	HARENDRAKUMAR RAMCHANDRA PATHAK	GUJARAT	Ahmedabad East	BJP	62	1,34,74,484 1 Cror+	78,62,184 78 Lacs+	56,12,300 56 Lacs+	0	Y
277	JAGDIS SHARMA	BIHAR	Jahanabad	JD(U)	58	1,34,63,781 1 Cror+	71,13,781 71 Lacs+	63,50,000 63 Lacs+	3723185 37 Lacs+	Y
278	SATABDI ROY (BARNERJEE)	WEST BENGAL	Birbhum	AITC	40	1,31,48,000 1 Cror+	52,48,000 52 Lacs+	79,00,000 79 Lacs+	202321 2 Lacs+	Y
279	V ARUN KUMAR	ANDHRA PRADESH	Rajahmundry	INC	54	1,30,73,077 1 Cror+	50,98,577 50 Lacs+	79,74,500 79 Lacs+	953056 9 Lacs+	Y
280	GANDHI DILIPKUMAR MANSUKHLAL	MAHARASHTRA	Ahmednagar	BJP	59	1,30,53,391 1 Cror+	1,07,10,251 1 Cror+	23,43,140 23 Lacs+	955351 9 Lacs+	Y
281	ANANTHA VENKATA RAMI REDDY	ANDHRA PRADESH	Anantapur	INC	52	1,30,15,000 1 Cror+	24,15,000 24 Lacs+	1,06,00,000 1 Cror+	0	Y
282	RAJA A	TAMIL NADU	Nilgiris	DMK	46	1,29,91,669 1 Cror+	83,93,669 83 Lacs+	45,98,000 45 Lacs+	166862 1 Lacs+	Y
283	KAKALI GHOSH DASTIDAR	WEST BENGAL	Barasat	AITC	49	1,25,76,300 1 Cror+	1,06,42,600 1 Cror+	19,33,700 19 Lacs+	335000 3 Lacs+	Y
284	ABDULRAHMAN	TAMIL NADU	Vellore	DMK	49	1,25,47,128 1 Cror+	29,98,096 29 Lacs+	95,49,032 95 Lacs+	3297328 32 Lacs+	Y
285	DEEPA DASMUNSI	WEST BENGAL	Raiganj	INC	48	1,25,14,145 1 Cror+	1,03,89,145 1 Cror+	21,25,000 21 Lacs+	0	Y
286	ARJUN MUNDA	JHARKHAND	Jamshedpur	BJP	41	1,23,84,895 1 Cror+	1,10,48,895 1 Cror+	13,36,000 13 Lacs+	176069 1 Lacs+	Y
287	ANANTH KUMAR	KARNATAKA	Bangalore South	BJP	49	1,22,06,366 1 Cror+	57,85,078 57 Lacs+	64,21,288 64 Lacs+	0	Y
288	SHAILENDRA KUMAR	UTTAR PRADESH	Kaushambi	SP	51	1,21,28,999 1 Cror+	6,29,000 6 Lacs+	1,14,99,999 1 Cror+	2100000 21 Lacs+	Y
289	JADHAV PRATAPRAO GANPATRAO	MAHARASHTRA	Buldhana	SHS	49	1,20,52,820 1 Cror+	42,02,820 42 Lacs+	78,50,000 78 Lacs+	4541550 45 Lacs+	Y
290	ANAND PRAKASH PARANJPE	MAHARASHTRA	Kalyan	SHS	36	1,19,98,220 1 Cror+	61,88,220 61 Lacs+	58,10,000 58 Lacs+	3871225 38 Lacs+	Y

S No	NAME	State	Constituency	Party	Age	Total Assets (Rs)	Movable Assets (Rs)	Immovable As-sets (Rs)	Liabilities (Rs.)	PAN given
291	RAJIV RANJAN SINGH ALIAS LA-LAN SINGH	BIHAR	Munger	JD(U)	55	1,19,96,586 1 Cror+	59,13,586 59 Lacs+	60,83,000 60 Lacs+	0	Y
292	RATAN SINGH	RAJASTHAN	Bharatpur	INC	62	1,19,67,191 1 Cror+	53,67,191 53 Lacs+	66,00,000 66 Lacs+	335314 3 Lacs+	Y
293	SHARIEF UD DIN SHARIQ	JAMMU & KASHMIR	Baramulla	JKN	74	1,19,55,000 1 Cror+	19,55,000 19 Lacs+	1,00,00,000 1 Cror+	1310000 13 Lacs+	N
294	MADAN LAL SHARMA	JAMMU & KASHMIR	Jammu	INC	56	1,18,82,734 1 Cror+	44,82,734 44 Lacs+	74,00,000 74 Lacs+	149750 1 Lacs+	Y
295	ALAGIRI S	TAMIL NADU	Cuddalore	INC	56	1,18,66,846 1 Cror+	5,76,846 5 Lacs+	1,12,90,000 1 Cror+	78136525 7 Cror+	Y
296	HARISH RAWAT	UTTARAKHAND	Hardwar	INC	59	1,18,25,335 1 Cror+	83,75,335 83 Lacs+		0	Y
297	JIGAJINAGI RAMESH CHANDAPPA	KARNATAKA	Bijapur	BJP	57	1,17,53,725 1 Cror+	18,99,725 18 Lacs+	98,54,000 98 Lacs+	3902460 39 Lacs+	Y
298	TABASSUM BEGAM	UTTAR PRADESH	Kairana	BSP	39	1,16,67,328 1 Cror+	18,17,328 18 Lacs+	98,50,000 98 Lacs+	0	Y
299	SADASHIVRAO MANDLIK DADOBA	MAHARASHTRA	Kolhapur	IND	74	1,15,52,012 1 Cror+	30,93,842 30 Lacs+	84,58,170 84 Lacs+	0	Y
300	DEV JI PATEL	RAJASTHAN	Jalore	BJP	32	1,12,61,830 1 Cror+	45,21,830 45 Lacs+	67,40,000 67 Lacs+	0	Y
301	RAMSINHBHAI PATALBHAI RATHAVA	GUJARAT	Chhota Udaipur	BJP	57	1,10,64,285 1 Cror+	9,44,523 9 Lacs+	1,01,19,762 1 Cror+	6624317 66 Lacs+	Y
302	ARJUN CHARAN SETHI	ORISSA	Bhadrak	BJD	68	1,10,61,000 1 Cror+	3,50,000 3 Lacs+	1,07,11,000 1 Cror+	2500000 25 Lacs+	Y
303	DR. RAJAN SUSH-ANT	HIMACHAL PRADESH	Kangra	BJP	53	1,10,24,873 1 Cror+	13,90,873 13 Lacs+	96,34,000 96 Lacs+	2488285 24 Lacs+	Y
304	SUCHARU RANJAN HALDAR	WEST BENGAL	Ranaghat	AITC	69	1,08,82,896 1 Cror+	8,82,896 8 Lacs+	1,00,00,000 1 Cror+	0	Y
305	KOWASE MA-ROTRAO SAINUJI	MAHARASHTRA	Gadchiroli-Chimur	INC	59	1,07,76,756 1 Cror+	9,03,837 9 Lacs+	98,72,919 98 Lacs+	500000 5 Lacs+	Y

S No	NAME	State	Constituency	Party	Age	Total Assets (Rs)	Movable Assets (Rs)	Immovable Assets (Rs)	Liabilities (Rs.)	PAN given
306	RAJESH NANDINI SINGH	MADHYA PRADESH	Shahdol	INC	52	1,07,75,000 1 Cror+	32,25,000 32 Lacs+	75,50,000 75 Lacs+	200000 2 Lacs+	Y
307	DR. SANJAY JAISWAL	BIHAR	Paschim Champaran	BJP	44	1,07,51,454 1 Cror+	61,75,153 61 Lacs+	45,76,301 45 Lacs+	1169173 11 Lacs+	Y
308	JEETENDRA SINGH	MADHYA PRADESH	Khajuraho	BJP	50	1,05,96,506 1 Cror+	19,65,506 19 Lacs+	86,31,000 86 Lacs+	0	Y
309	ASWAMEDH DEVI	BIHAR	Ujiarpur	JD(U)	46	1,05,36,274 1 Cror+	2,36,274 2 Lacs+	1,03,00,000 1 Cror+	341141 3 Lacs+	Y
310	MAHESH JOSHI	RAJASTHAN	Jaipur	INC	54	1,03,88,500 1 Cror+	33,23,500 33 Lacs+	70,65,000 70 Lacs+	1245000 12 Lacs+	Y
311	RAJEN GOHAIN	ASSAM	Nowgong	BJP	57	1,02,90,891 1 Cror+	54,29,491 54 Lacs+	48,61,400 48 Lacs+	740165 7 Lacs+	Y
312	GORAKHNATH	UTTAR PRADESH	Bhadohi	BSP	56	1,01,67,748 1 Cror+	19,31,442 19 Lacs+	82,36,306 82 Lacs+	433968 4 Lacs+	N
313	UMA SHANAKER SINGH	BIHAR	Maharajganj	RJD	61	1,01,45,601 1 Cror+	7,67,601 7 Lacs+	93,78,000 93 Lacs+	450000 4 Lacs+	Y
314	SARVEY SATYANARAYANA	ANDHRA PRADESH	Malkajgiri	INC	54	1,01,12,521 1 Cror+	56,12,521 56 Lacs+	45,00,000 45 Lacs+	116848 1 Lacs+	Y
315	USHA VERMA	UTTAR PRADESH	Hardoi	SP	43	1,01,11,699 1 Cror+	6,86,699 6 Lacs+	94,25,000 94 Lacs+	502822 5 Lacs+	Y
316	BALIRAM KASHYAP	CHHATTISGARH	Bastar	BJP	73	99,48,590 99 Lacs+	33,16,840 33 Lacs+	66,31,750 66 Lacs+	1166014 11 Lacs+	N
317	ISMAIL HUSSAIN	ASSAM	Barpeta	INC	55	99,31,726 99 Lacs+	16,71,726 16 Lacs+	82,60,000 82 Lacs+	0	Y
318	SHRIPAD YESSO NAIK	GOA	North Goa	BJP	56	98,97,462 98 Lacs+	44,47,462 44 Lacs+	54,50,000 54 Lacs+	912582 9 Lacs+	Y
319	MADHU KORA	JHARKHAND	Singhbhum	IND	38	98,32,144 98 Lacs+	94,06,054 94 Lacs+	4,26,090 4 Lacs+	0	Y
320	SRI PABAN SINGH GHATOWAR	ASSAM	Dibrugarh	INC	60	98,04,014 98 Lacs+	70,60,214 70 Lacs+	27,43,800 27 Lacs+	0	Y
321	KIRTI AZAD	BIHAR	Darbhanga	BJP	48	97,89,047 97 Lacs+	96,89,047 96 Lacs+	1,00,000 1 Lacs+	0	Y

S No	NAME	State	Constituency	Party	Age	Total Assets (Rs)	Movable Assets (Rs)	Immovable Assets (Rs)	Liabilities (Rs.)	PAN given
322	JOSE K MANI	KERALA	Kottayam	KC(M)	44	96,51,729 96 Lacs+	26,57,879 26 Lacs+	69,93,850 69 Lacs+	0	Y
323	TAPAS PAUL	WEST BENGAL	Krishnanagar	AITC	51	96,14,227 96 Lacs+	24,88,267 24 Lacs+	71,25,960 71 Lacs+	0	Y
324	ASADUDDIN OWAISI	ANDHRA PRADESH	Hyderabad	AIMIM	41	93,02,233 93 Lacs+	30,07,233 30 Lacs+	62,95,000 62 Lacs+	0	Y
325	RAKESH SINGH	MADHYA PRADESH	Jabalpur	BJP	48	92,31,699 92 Lacs+	28,18,199 28 Lacs+	64,13,500 64 Lacs+	0	Y
326	DARSNABEN VIKRAMBHAI JARDOS	GUJARAT	Surat	BJP	48	90,21,338 90 Lacs+	17,91,338 17 Lacs+	72,30,000 72 Lacs+	395000 3 Lacs+	Y
327	ADV A SAMPATH	KERALA	Attingal	CPM	46	89,99,000 89 Lacs+	8,49,000 8 Lacs+	81,50,000 81 Lacs+	2168159 21 Lacs+	Y
328	SHIVRAJ BHAIYA	MADHYA PRADESH	Damoh	BJP	68	89,29,326 89 Lacs+	14,17,122 14 Lacs+	75,12,204 75 Lacs+	286513 2 Lacs+	N
329	ANANDAN M	TAMIL NADU	Viluppuram	ADMK	58	89,28,674 89 Lacs+	10,23,674 10 Lacs+	79,05,000 79 Lacs+	0	Y
330	MAHENDRASINH PRUTHVISINH CHAUHAN	GUJARAT	Sabarkantha	BJP	55	88,42,370 88 Lacs+	36,42,370 36 Lacs+	52,00,000 52 Lacs+	0	Y
331	ABU HASEM KHAN CHOUDHURY	WEST BENGAL	Maldaha Dakshin	INC	65	87,82,797 87 Lacs+	9,62,797 9 Lacs+	78,20,000 78 Lacs+	0	N
332	RATNA DE	WEST BENGAL	Hooghly	AITC	57	87,30,448 87 Lacs+	71,60,448 71 Lacs+	15,70,000 15 Lacs+	0	Y
333	GIRIJA VYAS	RAJASTHAN	Chittorgarh	INC	62	87,21,354 87 Lacs+	57,21,354 57 Lacs+	30,00,000 30 Lacs+	0	Y
334	MANIAN O.S	TAMIL NADU	Mayiladuthurai	ADMK	53	86,35,089 86 Lacs+	27,80,089 27 Lacs+	58,55,000 58 Lacs+	2000000 20 Lacs+	N
335	ANUP KUMAR SAHA	WEST BENGAL	Bardhaman Purba	CPM	53	86,22,944 86 Lacs+	35,80,944 35 Lacs+	50,42,000 50 Lacs+	0	Y
336	KONAKALLA NARAYANA RAO	ANDHRA PRADESH	Machilipatnam	TDP	59	86,16,000 86 Lacs+	19,80,000 19 Lacs+	66,36,000 66 Lacs+	3787000 37 Lacs+	Y

S No	NAME	State	Constituency	Party	Age	Total Assets (Rs)	Movable Assets (Rs)	Immovable Assets (Rs)	Liabilities (Rs.)	PAN given
337	ANANT GEETE	MAHARASHTRA	Raigad	SHS	58	85,55,617 85 Lacs+	35,55,617 35 Lacs+	50,00,000 50 Lacs+	0	Y
338	MITHLESH	UTTAR PRADESH	Shahjahanpur	SP	48	85,35,655 85 Lacs+	45,18,655 45 Lacs+	40,17,000 40 Lacs+	1045441 10 Lacs+	Y
339	CHAVAN HARISH- CHANDRA DE- ORAM	MAHARASHTRA	Dindori	BJP	57	85,15,581 85 Lacs+	42,05,581 42 Lacs+	43,10,000 43 Lacs+	1520114 15 Lacs+	Y
340	SOHAN POTAI	CHHATTISGARH	Kanker	BJP	49	82,61,296 82 Lacs+	27,32,796 27 Lacs+	55,28,500 55 Lacs+	0	N
341	SHIBU SOREN	JHARKHAND	Dumka	JMM	64	82,29,419 82 Lacs+	32,02,414 32 Lacs+	50,27,005 50 Lacs+	7265635 72 Lacs+	Y
342	AHIR HANSARAJ GANGARAM	MAHARASHTRA	Chandrapur	BJP	54	80,84,050 80 Lacs+	29,85,550 29 Lacs+	50,98,500 50 Lacs+	262243 2 Lacs+	Y
343	KIRODI LAL	RAJASTHAN	Dausa	IND	57	80,80,496 80 Lacs+	26,80,496 26 Lacs+	54,00,000 54 Lacs+	0	Y
344	NIKHIL KUMAR CHOUDHARY	BIHAR	Katihar	BJP	63	80,18,754 80 Lacs+	16,18,754 16 Lacs+	64,00,000 64 Lacs+	802308 8 Lacs+	N
345	DR. BALIRAM	UTTAR PRADESH	Lalganj	BSP	56	80,03,128 80 Lacs+	9,25,864 9 Lacs+	70,77,264 70 Lacs+	638922 6 Lacs+	Y
346	ASHOK ARGAL	MADHYA PRADESH	Bhind	BJP	39	79,53,043 79 Lacs+	34,27,143 34 Lacs+	45,25,900 45 Lacs+	100000 1 Lacs+	Y
347	HARIBHAU MAD- HAV JAWALE	MAHARASHTRA	Raver	BJP	55	78,42,881 78 Lacs+	24,98,381 24 Lacs+	53,44,500 53 Lacs+	629917 6 Lacs+	Y
348	MAHADEV SINGH	RAJASTHAN	Sikar	INC	66	77,84,000 77 Lacs+	18,09,000 18 Lacs+	59,75,000 59 Lacs+	0	Y
349	SUMITRA MA- HAJAN (TAI)	MADHYA PRADESH	Indore	BJP	65	77,62,806 77 Lacs+	16,51,556 16 Lacs+	61,11,250 61 Lacs+	4429400 44 Lacs+	Y
350	S PAKKIRAPPA	KARNATAKA	Raichur	BJP	51	77,36,230 77 Lacs+	26,50,720 26 Lacs+	50,85,510 50 Lacs+	0	Y
351	ELANGO VAN T.K.S	TAMIL NADU	Chennai North	DMK	54	76,68,627 76 Lacs+	26,68,627 26 Lacs+	50,00,000 50 Lacs+	35000 35 Thou+	Y

S No	NAME	State	Constituency	Party	Age	Total Assets (Rs)	Movable Assets (Rs)	Immovable Assets (Rs)	Liabilities (Rs.)	PAN given
352	RADHA MOHAN SINGH	BIHAR	Purvi Champaran	BJP	59	76,29,444 76 Lacs+	20,04,444 20 Lacs+	56,25,000 56 Lacs+	184731 1 Lacs+	Y
353	RAMEN DEKA	ASSAM	Mangaldoi	BJP	55	75,79,967 75 Lacs+	19,09,967 19 Lacs+	56,70,000 56 Lacs+	9,000 9 Hund+	Y
354	PALANIMANICKAM. S. S	TAMIL NADU	Thanjavur	DMK	58	75,23,592 75 Lacs+	47,78,592 47 Lacs+	27,45,000 27 Lacs+	2841136 28 Lacs+	Y
355	SYED SHAHNAWAZ HUSSAIN	BIHAR	Bhagalpur	BJP	40	74,72,000 74 Lacs+	26,72,000 26 Lacs+	48,00,000 48 Lacs+	101000 1 Lacs+	Y
356	GANESH SINGH	MADHYA PRADESH	Satna	BJP	46	73,72,032 73 Lacs+	48,97,032 48 Lacs+	24,75,000 24 Lacs+	16585 16 Thou+	Y
357	K SUDHAKARAN KAVINTE ARIKATHU	KERALA	Kannur	INC	60	73,59,040 73 Lacs+	21,09,040 21 Lacs+	52,50,000 52 Lacs+	600000 6 Lacs+	N
358	PRABHATSINH PRATAPSINH CHAUHAN	GUJARAT	Panchmahal	BJP	67	72,55,000 72 Lacs+	11,85,000 11 Lacs+	60,70,000 60 Lacs+	0	Y
359	DINESH CHANDRA YADAV	BIHAR	Khagaria	JD(U)	50	72,05,506 72 Lacs+	42,30,506 42 Lacs+	29,75,000 29 Lacs+	15922 15 Thou+	Y
360	VIJAYAN A K S	TAMIL NADU	Nagapattinam	DMK	47	72,05,000 72 Lacs+	37,85,000 37 Lacs+	34,20,000 34 Lacs+	1127000 11 Lacs+	Y
361	JYOTI DHURVE	MADHYA PRADESH	Betul	BJP	43	71,35,000 71 Lacs+	30,20,000 30 Lacs+	41,15,000 41 Lacs+	638122 6 Lacs+	Y
362	KAUSHALENDRA KUMAR	BIHAR	Nalanda	JD(U)	44	71,33,058 71 Lacs+	7,33,058 7 Lacs+	64,00,000 64 Lacs+	227065 2 Lacs+	N
363	G V HARSHA KUMAR	ANDHRA PRADESH	Amalapuram	INC	50	70,89,000 70 Lacs+	4,39,000 4 Lacs+	66,50,000 66 Lacs+	1014298 10 Lacs+	Y
364	DR. SHAFIUR RAHMAN BARQ	UTTAR PRADESH	Sambhal	BSP	76	70,59,763 70 Lacs+	27,09,763 27 Lacs+	43,50,000 43 Lacs+	0	Y
365	THAMARAISELVAN. R	TAMIL NADU	Dharmapuri	DMK	45	70,31,808 70 Lacs+	0	70,31,808 70 Lacs+	460146 4 Lacs+	Y
366	PRABHABEN KISHORRESINH TAVIAD	GUJARAT	Dahod	INC	54	68,23,687 68 Lacs+	12,73,687 12 Lacs+	55,50,000 55 Lacs+	0	Y

S No	NAME	State	Constituency	Party	Age	Total Assets (Rs)	Movable Assets (Rs)	Immovable Assets (Rs)	Liabilities (Rs.)	PAN given
367	CHANDULAL SAHU (CHANDU BHAIYA)	CHHATTISGARH	Mahasamund	BJP	49	68,05,000 68 Lacs+	4,05,000 4 Lacs+	64,00,000 64 Lacs+	1300000 13 Lacs+	N
368	RAGHUVVEER SINGH	RAJASTHAN	Udaipur	INC	48	67,53,883 67 Lacs+	8,53,883 8 Lacs+	59,00,000 59 Lacs+	1750000 17 Lacs+	Y
369	MAHESWER HAZ-ARI	BIHAR	Samastipur	JD(U)	38	66,94,921 66 Lacs+	16,54,921 16 Lacs+	50,40,000 50 Lacs+	1054356 10 Lacs+	Y
370	VISHWA MOHAN KUMAR	BIHAR	Supaul	JD(U)	47	66,89,616 66 Lacs+	11,89,616 11 Lacs+	55,00,000 55 Lacs+	440179 4 Lacs+	Y
371	NIRMAL KHATRI	UTTAR PRADESH	Faizabad	INC	58	66,70,000 66 Lacs+	11,70,000 11 Lacs+	55,00,000 55 Lacs+	5771 5 Thou+	Y
372	AGATHA K. SANG-MA	MEGHALAYA	Tura	NCP	28	66,44,295 66 Lacs+	16,44,295 16 Lacs+	50,00,000 50 Lacs+	0	Y
373	JAGDA NAND SINGH	BIHAR	Buxar	RJD	65	66,14,488 66 Lacs+	4,23,888 4 Lacs+	61,90,600 61 Lacs+	12263 12 Thou+	Y
374	KAISAR JAHAN	UTTAR PRADESH	Sitapur	BSP	35	65,53,956 65 Lacs+	43,65,956 43 Lacs+	21,88,000 21 Lacs+	4896 4 Thou+	Y
375	TARA CHAND	RAJASTHAN	Banswara	INC	55	65,18,752 65 Lacs+	26,08,017 26 Lacs+	39,10,735 39 Lacs+	1122163 11 Lacs+	Y
376	ANANTHKUMAR HEGDE	KARNATAKA	Uttara Kannada	BJP	40	64,27,192 64 Lacs+	37,68,192 37 Lacs+	26,59,000 26 Lacs+	3955458 39 Lacs+	Y
377	ANNAYYAGARI SAI PRATHAP	ANDHRA PRADESH	Rajampet	INC	64	62,28,356 62 Lacs+	9,53,356 9 Lacs+	52,75,000 52 Lacs+	605031 6 Lacs+	Y
378	ASHOK KUMAR RAWAT	UTTAR PRADESH	Misrikh	BSP	42	62,21,049 62 Lacs+	29,21,049 29 Lacs+	33,00,000 33 Lacs+	665426 6 Lacs+	Y
379	MAHABALI SINGH	BIHAR	Karakat	JD(U)	54	61,94,257 61 Lacs+	33,35,174 33 Lacs+	28,59,083 28 Lacs+	0	Y
380	JAYARAM PANGI	ORISSA	Koraput	BJD	53	61,82,372 61 Lacs+	12,19,872 12 Lacs+	49,62,500 49 Lacs+	0	Y
381	RAGHUVANSH PRASAD SINGH	BIHAR	Vaishali	RJD	62	61,69,238 61 Lacs+	13,00,038 13 Lacs+	48,69,200 48 Lacs+	315457 3 Lacs+	Y
382	GHANSYAM ANUR-AGI	UTTAR PRADESH	Jalaun	SP	35	61,25,833 61 Lacs+	31,75,833 31 Lacs+	29,50,000 29 Lacs+	200000 2 Lacs+	Y

S No	NAME	State	Constituency	Party	Age	Total Assets (Rs)	Movable Assets (Rs)	Immovable As-sets (Rs)	Liabilities (Rs.)	PAN given
383	SHEESHAM OLA	RAJASTHAN	Jhunjhunu	INC	81	61,01,621 61 Lacs+	8,01,621 8 Lacs+	53,00,000 53 Lacs+	180965 1 Lacs+	Y
384	HASSAN KHAN	JAMMU & KASHMIR	Ladakh	IND	70	60,65,000 60 Lacs+	15,65,000 15 Lacs+	45,00,000 45 Lacs+	0	N
385	SULTAN AHMED	WEST BENGAL	Uluberia	AITC	56	60,26,230 60 Lacs+	30,26,230 30 Lacs+	30,00,000 30 Lacs+	3600555 36 Lacs+	Y
386	NARAMALLI SIVAPRASAD	ANDHRA PRADESH	Chittoor	TDP	57	60,11,000 60 Lacs+	5,11,000 5 Lacs+	55,00,000 55 Lacs+	0	Y
387	NAMO NARAYAN	RAJASTHAN	Tonk-Sawai Madhopur	INC	65	60,06,236 60 Lacs+	35,06,236 35 Lacs+	25,00,000 25 Lacs+	0	Y
388	KARIYA MUNDA	JHARKHAND	Khunti	BJP	72	59,89,638 59 Lacs+	14,89,638 14 Lacs+	45,00,000 45 Lacs+	133125 1 Lacs+	Y
389	KAILASH JOSHI	MADHYA PRADESH	Bhopal	BJP	79	58,85,927 58 Lacs+	30,85,927 30 Lacs+	28,00,000 28 Lacs+	0	Y
390	K. D. DESHMUKH	MADHYA PRADESH	Balaghat	BJP	60	57,43,597 57 Lacs+	21,43,597 21 Lacs+	36,00,000 36 Lacs+	857805 8 Lacs+	N
391	MURARILAL SINGH	CHHATTISGARH	Surguja	BJP	49	57,34,334 57 Lacs+	34,12,334 34 Lacs+	23,22,000 23 Lacs+	359500 3 Lacs+	Y
392	VISWANATHAN.P	TAMIL NADU	Kancheepuram	INC	44	56,85,495 56 Lacs+	16,69,695 16 Lacs+	40,15,800 40 Lacs+	2246494 22 Lacs+	Y
393	DHARMENDRA YADAV	UTTAR PRADESH	Badaun	SP	30	56,82,299 56 Lacs+	46,29,445 46 Lacs+	10,52,854 10 Lacs+	98000 98 Thou+	Y
394	BHAKTA CHARAN DAS	ORISSA	Kalahandi	INC	52	55,82,100 55 Lacs+	4,82,100 4 Lacs+	51,00,000 51 Lacs+	2061217 20 Lacs+	Y
395	TATHAGATA SATPATHY	ORISSA	Dhenkanal	BJD	53	55,15,930 55 Lacs+	8,15,930 8 Lacs+	47,00,000 47 Lacs+	0	Y
396	CHINTA MOHAN	ANDHRA PRADESH	Tirupati	INC	54	55,12,900 55 Lacs+	12,85,000 12 Lacs+	42,27,900 42 Lacs+	557719 5 Lacs+	Y
397	RAJENDRASINH GHANSHYAMSINH RANA	GUJARAT	Bhavnagar	BJP	53	55,08,711 55 Lacs+	25,08,711 25 Lacs+	30,00,000 30 Lacs+	0	Y

S No	NAME	State	Constituency	Party	Age	Total Assets (Rs)	Movable Assets (Rs)	Immovable Assets (Rs)	Liabilities (Rs.)	PAN given
398	MAKNSINGH SO-LANKI (BABUJI)	MADHYA PRADESH	Khargone	BJP	55	54,38,265 54 Lacs+	8,38,265 8 Lacs+	46,00,000 46 Lacs+	204826 2 Lacs+	N
399	MANGANI LAL MANDAL	BIHAR	Jhanjharpur	JD(U)	60	53,98,793 53 Lacs+	8,02,208 8 Lacs+	45,96,585 45 Lacs+	1709884 17 Lacs+	Y
400	NALIN KUMAR KATEEL	KARNATAKA	Dakshina Kan-nada	BJP	42	53,91,279 53 Lacs+	26,41,279 26 Lacs+	27,50,000 27 Lacs+	459096 4 Lacs+	Y
401	C.L.RUALA	MIZORAM	Mizoram	INC	72	53,54,186 53 Lacs+	8,04,186 8 Lacs+	45,50,000 45 Lacs+	0	N
402	KUMAR.P	TAMIL NADU	Tiruchirappalli	ADMK	37	53,45,000 53 Lacs+	5,45,000 5 Lacs+	48,00,000 48 Lacs+	806395 8 Lacs+	Y
403	TUFANI SAROJ	UTTAR PRADESH	Machhlishahr	SP	48	53,36,163 53 Lacs+	6,38,124 6 Lacs+	46,98,039 46 Lacs+	0	Y
404	GOVIND PRASAD MISHRA	MADHYA PRADESH	Sidhi	BJP	60	51,87,425 51 Lacs+	6,87,425 6 Lacs+	45,00,000 45 Lacs+	0	N
405	JAGDISHBHAI MOTIJI THAKORE	GUJARAT	Patan	INC	51	50,44,198 50 Lacs+	10,79,298 10 Lacs+	39,64,900 39 Lacs+	1137691 11 Lacs+	Y
406	BHARAT RAM MEGHWAL	RAJASTHAN	Ganganagar	INC	53	50,16,000 50 Lacs+	9,16,000 9 Lacs+	41,00,000 41 Lacs+	400000 4 Lacs+	N
407	SANSUMA KHUNGGUR BWISWMUTHIARY	ASSAM	Kokrajhar	BPF	49	49,54,903 49 Lacs+	18,54,903 18 Lacs+	31,00,000 31 Lacs+	464860 4 Lacs+	Y
408	HARISH CHOUDHARY	RAJASTHAN	Barmer	INC	38	49,53,849 49 Lacs+	42,81,349 42 Lacs+	6,72,500 6 Lacs+	1295813 12 Lacs+	Y
409	MIRZA MEHBOOB BEG	JAMMU & KASHMIR	Anantnag	JKN	59	48,50,000 48 Lacs+	13,50,000 13 Lacs+	35,00,000 35 Lacs+	0	N
410	DEVIDHAN BESRA	JHARKHAND	Rajmahal	BJP	69	48,28,559 48 Lacs+	8,48,559 8 Lacs+	39,80,000 39 Lacs+	0	Y
411	SIDHANT MOHAPATRA	ORISSA	Berhampur	BJD	42	48,00,264 48 Lacs+	9,50,264 9 Lacs+	38,50,000 38 Lacs+	118884 1 Lacs+	Y
412	SRIKANTA KUMAR JENA	ORISSA	Balasore	INC	58	47,62,407 47 Lacs+	19,39,551 19 Lacs+	28,22,856 28 Lacs+	862820 8 Lacs+	Y

S No	NAME	State	Constituency	Party	Age	Total Assets (Rs)	Movable Assets (Rs)	Immovable Assets (Rs)	Liabilities (Rs.)	PAN given
413	ADHIKARI SUVEN-DU	WEST BENGAL	Tamluk	AITC	39	47,51,934 47 Lacs+	13,73,684 13 Lacs+	33,78,250 33 Lacs+	0	Y
414	NARANBHAI BHIKHABHAI KACHHADIYA	GUJARAT	Amreli	BJP	53	47,48,283 47 Lacs+	11,47,283 11 Lacs+	36,01,000 36 Lacs+	300000 3 Lacs+	N
415	RAMKISHUN	UTTAR PRADESH	Chandauli	SP	49	46,72,785 46 Lacs+	7,51,964 7 Lacs+	39,20,821 39 Lacs+	0	N
416	LALIT MOHAN SUKLABAIDYA	ASSAM	Karimganj	INC	68	46,44,051 46 Lacs+	22,44,051 22 Lacs+	24,00,000 24 Lacs+	0	Y
417	KUNVARJIBHAI MO-HANBHAI BAVALIYA	GUJARAT	Rajkot	INC	54	45,60,852 45 Lacs+	16,60,852 16 Lacs+	29,00,000 29 Lacs+	159471 1 Lacs+	Y
418	BIBHU PRASAD TARAI	ORISSA	Jagatsinghpur	CPI	42	44,60,251 44 Lacs+	40,72,251 40 Lacs+	3,88,000 3 Lacs+	43000 43 Thou+	N
419	BAIDYANATH PRASAD MAHTO	BIHAR	Valmiki Nagar	JD(U)	51	44,28,802 44 Lacs+	13,28,802 13 Lacs+	31,00,000 31 Lacs+	519415 5 Lacs+	Y
420	RAJARAM PAL	UTTAR PRADESH	Akbarpur	INC	48	44,00,000 44 Lacs+	4,00,000 4 Lacs+	40,00,000 40 Lacs+	838099 8 Lacs+	Y
421	RUDRA MADHAB RAY	ORISSA	Kandhamal	BJD	71	43,87,647 43 Lacs+	12,67,647 12 Lacs+	31,20,000 31 Lacs+	566588 5 Lacs+	Y
422	DHANANJAY SINGH	UTTAR PRADESH	Jaunpur	BSP	33	43,62,656 43 Lacs+	43,62,656 43 Lacs+	0	6,78,982 6 Lacs+	Y
423	SANJAY DINA PATIL	MAHARASHTRA	Mumbai North East	NCP	40	43,23,503 43 Lacs+	34,23,503 34 Lacs+	9,00,000 9 Lacs+	0	Y
424	PREMDAS	UTTAR PRADESH	Etawah	SP	49	42,28,828 42 Lacs+	5,23,828 5 Lacs+	37,05,000 37 Lacs+	0	N
425	RAJAIAH SIRICILLA	ANDHRA PRADESH	Warangal	INC	55	42,24,704 42 Lacs+	6,86,970 6 Lacs+	35,37,734 35 Lacs+	1461167 14 Lacs+	Y
426	SUDIP BANDYO-PADHYAY	WEST BENGAL	Kolkata Uttar	AITC	57	41,87,479 41 Lacs+	22,71,479 22 Lacs+	19,16,000 19 Lacs+	196506 1 Lacs+	Y
427	GOPAL SINGH	RAJASTHAN	Rajsamand	INC	58	41,06,255 41 Lacs+	17,32,005 17 Lacs+	23,74,250 23 Lacs+	489648 4 Lacs+	Y
428	BHUDEO CHOUD-HARY	BIHAR	Jamui	JD(U)	46	40,79,000 40 Lacs+	15,29,000 15 Lacs+	25,50,000 25 Lacs+	289192 2 Lacs+	N

S No	NAME	State	Constituency	Party	Age	Total Assets (Rs)	Movable Assets (Rs)	Immovable Assets (Rs)	Liabilities (Rs.)	PAN given
429	GANDHISELVAN.S	TAMIL NADU	Namakkal	DMK	46	40,70,482 40 Lacs+	18,47,082 18 Lacs+	22,23,400 22 Lacs+	0	Y
430	MOHAMMAD AS-RARUL HAQUE	BIHAR	Kishanganj	INC	62	39,96,860 39 Lacs+	3,46,860 3 Lacs+	36,50,000 36 Lacs+	0	Y
431	ZAFAR ALI NAQVI	UTTAR PRADESH	Kheri	INC	61	39,79,881 39 Lacs+	12,97,381 12 Lacs+	26,82,500 26 Lacs+	0	Y
432	ADV P T THOMAS	KERALA	Idukki	INC	59	39,79,094 39 Lacs+	6,79,094 6 Lacs+	33,00,000 33 Lacs+	448284 4 Lacs+	Y
433	C.M. CHANG	NAGALAND	Nagaland	NPF	65	39,75,000 39 Lacs+	4,75,000 4 Lacs+	35,00,000 35 Lacs+	0	N
434	SAUGATA RAY	WEST BENGAL	Dum Dum	AITC	61	39,71,408 39 Lacs+	34,71,408 34 Lacs+	5,00,000 5 Lacs+	0	Y
435	HEMANAND BISWAL	ORISSA	Sundargarh	INC	67	39,65,199 39 Lacs+	9,65,199 9 Lacs+	30,00,000 30 Lacs+	0	Y
436	PASHUPATI NATH SINGH	JHARKHAND	Dhanbad	BJP	60	39,43,516 39 Lacs+	13,38,845 13 Lacs+	26,04,671 26 Lacs+	0	Y
437	AMARNATH PRADHAN	ORISSA	Sambalpur	INC	51	39,25,000 39 Lacs+	37,04,000 37 Lacs+	2,21,000 2 Lacs+	466494 4 Lacs+	Y
438	BHOLASINGH	BIHAR	Nawada	BJP	70	38,93,000 38 Lacs+	11,93,000 11 Lacs+	27,00,000 27 Lacs+	360000 3 Lacs+	Y
439	E AHAMED	KERALA	Malappuram	MUL	70	38,87,709 38 Lacs+	29,87,709 29 Lacs+	9,00,000 9 Lacs+	0	Y
440	KALIYAN SINGH	UTTAR PRADESH	Etah	IND	54	38,80,000 38 Lacs+	3,80,000 3 Lacs+	35,00,000 35 Lacs+	0	N
441	NARAYANSINGH AMLABE	MADHYA PRADESH	Rajgarh	INC	58	38,08,133 38 Lacs+	8,60,493 8 Lacs+	29,47,640 29 Lacs+	161617 1 Lacs+	N
442	BAJU BAN RIYAN	TRIPURA	Tripura East	CPM	67	36,95,981 36 Lacs+	28,97,080 28 Lacs+	7,98,901 7 Lacs+	0	Y
443	GURUDAS DAS-GUPTA	WEST BENGAL	Ghatal	CPI	73	36,54,001 36 Lacs+	30,04,001 30 Lacs+	6,50,000 6 Lacs+	0	Y
444	DR. MONAZIR HASAN	BIHAR	Begusarai	JD(U)	51	35,83,898 35 Lacs+	10,28,898 10 Lacs+	25,55,000 25 Lacs+	1682852 16 Lacs+	Y

S No	NAME	State	Constituency	Party	Age	Total Assets (Rs)	Movable Assets (Rs)	Immovable As-sets (Rs)	Liabilities (Rs.)	PAN given
445	KAMALADEVI PATALE	CHHATTISGARH	Janjgir-Champa	BJP	43	35,56,426 35 Lacs+	9,74,626 9 Lacs+	25,81,800 25 Lacs+	80000 80 Thou+	Y
446	K C VENUGOPAL	KERALA	Alappuzha	INC	46	35,33,704 35 Lacs+	4,33,704 4 Lacs+	31,00,000 31 Lacs+	203374 2 Lacs+	N
447	KHAGEN DAS	TRIPURA	Tripura West	CPM	71	34,92,580 34 Lacs+	20,64,354 20 Lacs+	14,28,226 14 Lacs+	0	Y
448	SUBHASH BAPURAO WANKHEDE	MAHARASHTRA	Hingoli	SHS	46	34,88,000 34 Lacs+	12,90,000 12 Lacs+	21,98,000 21 Lacs+	484000 4 Lacs+	Y
449	VIRENDER KASHYAP	HIMACHAL PRADESH	Shimla	BJP	58	34,34,928 34 Lacs+	5,55,552 5 Lacs+	28,79,376 28 Lacs+	0	Y
450	RAMESH RATHOD	ANDHRA PRADESH	Adilabad	TDP	43	34,10,000 34 Lacs+	14,65,000 14 Lacs+	19,45,000 19 Lacs+	815241 8 Lacs+	Y
451	PRADEEP KUMAR JAIN	UTTAR PRADESH	Jhansi	INC	46	33,83,718 33 Lacs+	19,91,718 19 Lacs+	13,92,000 13 Lacs+	0	Y
452	JAYSHREEBEN KAN-UBHAI PATEL	GUJARAT	Mahesana	BJP	50	33,43,068 33 Lacs+	5,93,068 5 Lacs+	27,50,000 27 Lacs+	239567 2 Lacs+	Y
453	PURNAMASI RAM	BIHAR	Gopalganj	JD(U)	52	33,18,062 33 Lacs+	19,66,562 19 Lacs+	13,51,500 13 Lacs+	598329 5 Lacs+	Y
454	MULLAPPALLY RA-MACHANDRAN	KERALA	Vadakara	INC	64	33,16,300 33 Lacs+	19,21,300 19 Lacs+	13,95,000 13 Lacs+	502346 5 Lacs+	N
455	MANICKA TAGORE	TAMIL NADU	Virudhunagar	INC	36	33,13,910 33 Lacs+	13,62,210 13 Lacs+	19,51,700 19 Lacs+	4387 4 Thou+	Y
456	ACHARIA BASUDEB	WEST BENGAL	Bankura	CPM	67	32,49,037 32 Lacs+	26,66,037 26 Lacs+	5,83,000 5 Lacs+	0	Y
457	KABIR SUMAN	WEST BENGAL	Jadavpur	AITC	59	32,06,685 32 Lacs+	5,58,304 5 Lacs+	26,48,381 26 Lacs+	0	Y
458	NARENDRA SINGH TOMAR	MADHYA PRADESH	Morena	BJP	49	31,25,703 31 Lacs+	8,25,703 8 Lacs+	23,00,000 23 Lacs+	1780000 17 Lacs+	Y
459	WASNIK MUKUL BALKRISHNA	MAHARASHTRA	Ramtek	INC	49	31,11,932 31 Lacs+	8,00,860 8 Lacs+	23,11,072 23 Lacs+	0	Y

S No	NAME	State	Constituency	Party	Age	Total Assets (Rs)	Movable Assets (Rs)	Immovable Assets (Rs)	Liabilities (Rs.)	PAN given
460	SUDERSHAN BHAGAT	JHARKHAND	Lohardaga	BJP	40	30,93,207 30 Lacs+	10,08,207 10 Lacs+	20,85,000 20 Lacs+	236750 2 Lacs+	Y
461	EKNATH M. GAIKWAD	MAHARASHTRA	Mumbai South Central	INC	69	30,88,408 30 Lacs+	14,92,420 14 Lacs+	15,95,988 15 Lacs+	0	Y
462	NARAHARI MAHATO	WEST BENGAL	Purulia	AIFB	54	30,86,000 30 Lacs+	3,66,000 3 Lacs+	27,20,000 27 Lacs+	400000 4 Lacs+	Y
463	MOHAN JENA	ORISSA	Jajpur	BJD	52	30,46,404 30 Lacs+	9,86,404 9 Lacs+	20,60,000 20 Lacs+	0	Y
464	OMPRAKASHYA-DAV	BIHAR	Siwan	IND	43	30,32,500 30 Lacs+	4,32,500 4 Lacs+	26,00,000 26 Lacs+	0	N
465	RAM SUNDAR DAS	BIHAR	Hajipur	JD(U)	88	30,31,466 30 Lacs+	1,40,767 1 Lacs+	28,90,699 28 Lacs+	1116705 11 Lacs+	Y
466	SURESH KUMAR SHETKAR	ANDHRA PRADESH	Zahirabad	INC	46	30,11,999 30 Lacs+	14,92,000 14 Lacs+	15,19,999 15 Lacs+	0	Y
467	K P DHANAPALAN	KERALA	Chalakydy	INC	59	29,43,864 29 Lacs+	1,93,864 1 Lacs+	27,50,000 27 Lacs+	0	N
468	ARJUN ROY	BIHAR	Sitamarhi	JD(U)	37	29,07,058 29 Lacs+	12,78,556 12 Lacs+	16,28,502 16 Lacs+	465900 4 Lacs+	Y
469	MAHENDRA KUMAR ROY	WEST BENGAL	Jalpaiguri	CPM	54	28,78,591 28 Lacs+	15,28,591 15 Lacs+	13,50,000 13 Lacs+	0	Y
470	N PEETHAMBARAKURUP	KERALA	Kollam	INC	66	28,10,132 28 Lacs+	2,55,132 2 Lacs+	25,55,000 25 Lacs+	0	N
471	RAJENDRA AGARWAL	UTTAR PRADESH	Meerut	BJP	59	27,60,630 27 Lacs+	27,60,630 27 Lacs+	0	3,15,620 3 Lacs+	N
472	BALKRISHNA KHANDERAO SHUKLA	GUJARAT	Vadodara	BJP	45	26,62,058 26 Lacs+	17,30,470 17 Lacs+	9,31,588 9 Lacs+	216512 2 Lacs+	Y
473	CHOUDHURY MOHAN JATUA	WEST BENGAL	Mathurapur	AITC	71	25,85,000 25 Lacs+	2,70,000 2 Lacs+	23,15,000 23 Lacs+	0	N
474	ARJUN RAM MEGHWAL	RAJASTHAN	Bikaner	BJP	55	25,63,467 25 Lacs+	19,48,467 19 Lacs+	6,15,000 6 Lacs+	0	Y

S No	NAME	State	Constituency	Party	Age	Total Assets (Rs)	Movable Assets (Rs)	Immovable As-sets (Rs)	Liabilities (Rs.)	PAN given
475	GOBINDA CHAN-DRA NASKAR	WEST BENGAL	Bangaon	AITC	67	25,49,515 25 Lacs+	14,99,315 14 Lacs+	10,50,200 10 Lacs+	0	N
476	VIRENDRA KUMAR	MADHYA PRADESH	Tikamgarh	BJP	55	25,48,466 25 Lacs+	16,68,466 16 Lacs+	8,80,000 8 Lacs+	0	Y
477	DIP GOGOI	ASSAM	Kaliabor	INC	57	25,39,058 25 Lacs+	7,90,011 7 Lacs+	17,49,047 17 Lacs+	0	Y
478	JADHAV BALIRAM SUKUR	MAHARASHTRA	Palghar	BVA	55	24,79,053 24 Lacs+	15,69,053 15 Lacs+	9,10,000 9 Lacs+	0	N
479	MANSUKHBHAI DHANJIBHAI VASAVA	GUJARAT	Bharuch	BJP	52	24,41,000 24 Lacs+	8,41,000 8 Lacs+	16,00,000 16 Lacs+	833462 8 Lacs+	Y
480	SAKTI MOHAN MALIK	WEST BENGAL	Arambag	CPM	49	24,15,310 24 Lacs+	3,68,850 3 Lacs+	20,46,460 20 Lacs+	108000 1 Lacs+	Y
481	SK. SAIDUL HAQUE	WEST BENGAL	Bardhaman-Durgapur	CPM	55	24,14,520 24 Lacs+	4,16,520 4 Lacs+	19,98,000 19 Lacs+	128172 1 Lacs+	Y
482	BIJOYA CHAKRA-VARTY	ASSAM	Gauhati	BJP	70	23,70,000 23 Lacs+	3,70,000 3 Lacs+	20,00,000 20 Lacs+	0	Y
483	THIRUMAVALA-VAN, THOL	TAMIL NADU	Chidambaram	VCK	46	23,47,700 23 Lacs+	9,60,400 9 Lacs+	13,87,300 13 Lacs+	881000 8 Lacs+	N
484	RAMASHANKAR RAJBHAR	UTTAR PRADESH	Salempur	BSP	48	23,05,500 23 Lacs+	3,05,500 3 Lacs+	20,00,000 20 Lacs+	0	N
485	VISHU DEO SAI	CHHATTISGARH	Raigarh	BJP	45	23,02,000 23 Lacs+	9,52,000 9 Lacs+	13,50,000 13 Lacs+	0	Y
486	SHETTI RAJU ALIAS DEVAPPA ANNA	MAHARASHTRA	Hatkanangle	SWP	41	22,53,785 22 Lacs+	14,73,785 14 Lacs+	7,80,000 7 Lacs+	104341 1 Lacs+	Y
487	PRABODH PANDA	WEST BENGAL	Medinipur	CPI	63	22,30,746 22 Lacs+	4,67,301 4 Lacs+	17,63,445 17 Lacs+	362156 3 Lacs+	Y
488	TUSHARBHAI AMARSINHBHAI CHAUDHARY	GUJARAT	Bardoli	INC	42	22,13,661 22 Lacs+	13,12,161 13 Lacs+	9,01,500 9 Lacs+	0	Y
489	ADITYA NATH	UTTAR PRADESH	Gorakhpur	BJP	36	21,82,212 21 Lacs+	21,82,212 21 Lacs+	0	0	Y

S No	NAME	State	Constituency	Party	Age	Total Assets (Rs)	Movable Assets (Rs)	Immovable Assets (Rs)	Liabilities (Rs.)	PAN given
490	BABU LAL MA-RANDI	JHARKHAND	Kodarma	JVM	51	21,37,675 21 Lacs+	8,37,675 8 Lacs+	13,00,000 13 Lacs+	0	Y
491	KABINDRA PURKAY-ASTHA	ASSAM	Silchar	BJP	76	20,98,543 20 Lacs+	57,546 57 Thou+	20,40,997 20 Lacs+	81,279 81 Thou+	Y
492	VENUGOPAL.P	TAMIL NADU	Tiruvallur	ADMK	57	20,74,236 20 Lacs+	6,99,236 6 Lacs+	13,75,000 13 Lacs+	350000 3 Lacs+	Y
493	DARA SINGH CHAUHAN	UTTAR PRADESH	Ghosi	BSP	50	20,42,000 20 Lacs+	6,42,000 6 Lacs+	14,00,000 14 Lacs+	927848 9 Lacs+	N
494	MAUSAM NOOR	WEST BENGAL	Maldaha Uttar	INC	27	19,47,359 19 Lacs+	2,07,359 2 Lacs+	17,40,000 17 Lacs+	234488 2 Lacs+	Y
495	MANOHAR TIRKEY	WEST BENGAL	Alipurduars	RSP	56	19,08,725 19 Lacs+	18,48,725 18 Lacs+	60,000 60 Thou+	0	N
496	DR. TARUN MONDAL	WEST BENGAL	Jaynagar	IND	50	18,56,636 18 Lacs+	16,02,636 16 Lacs+	2,54,000 2 Lacs+	5600 5 Thou+	Y
497	JITENDER SINGH	HARYANA	Sonipat	INC	40	17,79,080 17 Lacs+	17,79,080 17 Lacs+	0	0	Y
498	THANGSO BAITE	MANIPUR	Outer Manipur	INC	56	17,78,418 17 Lacs+	3,28,418 3 Lacs+	14,50,000 14 Lacs+	880000 8 Lacs+	N
499	NATARAJAN.P.R.	TAMIL NADU	Coimbatore	CPM	59	17,67,722 17 Lacs+	8,67,722 8 Lacs+	9,00,000 9 Lacs+	0	N
500	PAKAURI LAL	UTTAR PRADESH	Robertsganj	SP	57	17,62,515 17 Lacs+	8,12,515 8 Lacs+	9,50,000 9 Lacs+	0	N
501	CH. LAL SINGH	JAMMU & KASHMIR	Udhampur	INC	50	17,62,378 17 Lacs+	7,62,378 7 Lacs+	10,00,000 10 Lacs+	2650000 26 Lacs+	Y
502	ABDUL MANNAN HOSSAIN	WEST BENGAL	Murshidabad	INC	56	17,09,788 17 Lacs+	3,53,163 3 Lacs+	13,56,625 13 Lacs+	1006391 10 Lacs+	Y
503	SANJAY BHOI	ORISSA	Bargarh	INC	35	17,00,000 17 Lacs+	3,00,000 3 Lacs+	14,00,000 14 Lacs+	0	Y
504	KODIKUNNIL SURESH	KERALA	Mavelikkara	INC	46	16,74,747 16 Lacs+	2,80,497 2 Lacs+	13,94,250 13 Lacs+	77211 77 Thou+	N
505	KAMLESH PASWAN	UTTAR PRADESH	Bansgaon	BJP	33	16,68,000 16 Lacs+	8,98,000 8 Lacs+	7,70,000 7 Lacs+	0	Y

S No	NAME	State	Constituency	Party	Age	Total Assets (Rs)	Movable Assets (Rs)	Immovable Assets (Rs)	Liabilities (Rs.)	PAN given
506	DR. THOKCHOM MEINYA	MANIPUR	Inner Manipur	INC	58	16,39,200 16 Lacs+	5,49,200 5 Lacs+	10,90,000 10 Lacs+	0	Y
507	PRASANTA KUMAR MAJUMDAR	WEST BENGAL	Balurghat	RSP	68	16,16,872 16 Lacs+	72,585 72 Thou+	15,44,287 15 Lacs+	0	N
508	PRADEEP TAMTA	UTTARAKHAND	Almora	INC	47	15,90,000 15 Lacs+	1,10,000 1 Lacs+	14,80,000 14 Lacs+	0	Y
509	KISANBHAI VESTABHAI PATEL	GUJARAT	Valsad	INC	46	15,20,245 15 Lacs+	15,20,245 15 Lacs+	0	0	Y
510	DR. RAMSHANKAR	UTTAR PRADESH	Agra	BJP	43	15,11,000 15 Lacs+	12,11,000 12 Lacs+	3,00,000 3 Lacs+	639959 6 Lacs+	Y
511	PULIN BIHARI BASKE	WEST BENGAL	Jhargram	CPM	40	14,84,298 14 Lacs+	7,34,298 7 Lacs+	7,50,000 7 Lacs+	0	N
512	PRASANNA KUMAR PATASANI	ORISSA	Bhubaneswar	BJD	66	14,77,178 14 Lacs+	2,52,178 2 Lacs+	12,25,000 12 Lacs+	0	N
513	HARI MANJHI	BIHAR	Gaya	BJP	47	14,71,374 14 Lacs+	3,74,374 3 Lacs+	10,97,000 10 Lacs+	389075 3 Lacs+	Y
514	ANTO ANTONY	KERALA	Pathanamthitta	INC	52	14,24,205 14 Lacs+	9,62,637 9 Lacs+	4,61,568 4 Lacs+	1706713 17 Lacs+	Y
515	BANSAGOPAL CHOWDHURY	WEST BENGAL	Asansol	CPM	49	14,23,763 14 Lacs+	3,73,763 3 Lacs+	10,50,000 10 Lacs+	0	Y
516	M K RAGHAVAN	KERALA	Kozhikode	INC	57	14,09,694 14 Lacs+	2,09,694 2 Lacs+	12,00,000 12 Lacs+	1055000 10 Lacs+	N
517	KAMAL KISHOR	UTTAR PRADESH	Bahraich	INC	57	13,73,495 13 Lacs+	2,76,495 2 Lacs+	10,97,000 10 Lacs+	0	N
518	PONNAM PRABHAKAR	ANDHRA PRADESH	Karimnagar	INC	41	12,87,000 12 Lacs+	12,87,000 12 Lacs+	0	0	Y
519	SHRI BISHNU PADA RAY	ANDAMAN & NICOBAR ISLANDS	Andaman & Nicobar Islands	BJP	59	12,41,034 12 Lacs+	6,28,534 6 Lacs+	6,12,500 6 Lacs+	0	Y
520	MADHUSUDAN YADAV	CHHATTISGARH	Rajnandgaon	BJP	38	11,65,680 11 Lacs+	11,65,680 11 Lacs+	0	0	Y

S No	NAME	State	Constituency	Party	Age	Total Assets (Rs)	Movable Assets (Rs)	Immovable Assets (Rs)	Liabilities (Rs.)	PAN given
521	SK. NURUL ISLAM	WEST BENGAL	Basirhat	AITC	46	11,55,500 11 Lacs+	5,55,500 5 Lacs+	6,00,000 6 Lacs+	807500 8 Lacs+	Y
522	NRIPENDRA NATH RAY	WEST BENGAL	Coochbehar	AIFB	49	11,33,170 11 Lacs+	2,33,170 2 Lacs+	9,00,000 9 Lacs+	0	N
523	MEENAKSHI NATHRAJAN	MADHYA PRADESH	Mandsour	INC	36	11,26,966 11 Lacs+	11,26,966 11 Lacs+	0	0	N
524	M B RAJESH	KERALA	Palakkad	CPM	38	11,05,474 11 Lacs+	2,05,474 2 Lacs+	9,00,000 9 Lacs+	504893 5 Lacs+	N
525	ADHIKARI SISIR KUMAR	WEST BENGAL	Kanthi	AITC	69	10,83,159 10 Lacs+	1,33,159 1 Lacs+	9,50,000 9 Lacs+	0	Y
526	SUSMITA BAURI	WEST BENGAL	Bishnupur	CPM	34	10,78,000 10 Lacs+	78,000 78 Thou+	10,00,000 10 Lacs+	1,74,660 1 Lacs+	Y
527	JOSEPH TOPPO	ASSAM	Tezpur	AGP	60	9,36,292 9 Lacs+	3,06,292 3 Lacs+	6,30,000 6 Lacs+	535000 5 Lacs+	Y
528	PRADEEP KUMAR MAJHI	ORISSA	Nabarangpur	INC	33	8,50,000 8 Lacs+	8,50,000 8 Lacs+	0	345830 3 Lacs+	N
529	SARIKA SINGH	UTTAR PRADESH	Hathras	RLD	29	8,25,272 8 Lacs+	8,25,272 8 Lacs+	0	0	N
530	YASHVIR SINGH	UTTAR PRADESH	Nagina	SP	36	7,84,562 7 Lacs+	3,84,562 3 Lacs+	4,00,000 4 Lacs+	0	N
531	RAM CHANDRA DOME	WEST BENGAL	Bolpur	CPM	51	7,39,396 7 Lacs+	2,39,396 2 Lacs+	5,00,000 5 Lacs+	0	Y
532	E T MOHAMED BASHEER	KERALA	Ponnani	MUL	62	6,05,855 6 Lacs+	3,05,855 3 Lacs+	3,00,000 3 Lacs+	0	N
533	YASHBANTA NARAYAN SINGH LAGURI	ORISSA	Keonjhar	BJD	38	5,75,000 5 Lacs+	75,000 75 Thou+	5,00,000 5 Lacs+	1,50,00,000 1 Cror+	N
534	KAMESHWAR BAITHA	JHARKHAND	Palamau	JMM	56	5,70,000 5 Lacs+	1,70,000 1 Lacs+	4,00,000 4 Lacs+	0	N
535	KAMLESH	UTTAR PRADESH	Bulandshahr	SP	39	5,53,005 5 Lacs+	4,28,005 4 Lacs+	1,25,000 1 Lacs+	0	Y
536	POONAMBEN VELJIBHAI JAT	GUJARAT	Kachchh	BJP	37	5,24,126 5 Lacs+	38,376 38 Thou+	4,85,750 4 Lacs+	0	N
537	MAMATA BANERJEE	WEST BENGAL	Kolkata Dakshin	AITC	54	4,73,194 4 Lacs+	4,73,194 4 Lacs+	0	0	Y

S No	NAME	State	Constituency	Party	Age	Total Assets (Rs)	Movable Assets (Rs)	Immovable Assets (Rs)	Liabilities (Rs.)	PAN given
538	P K BIJU	KERALA	Alathur	CPM	34	4,61,000 4 Lacs+	61,000 61 Thou+	4,00,000 4 Lacs+	0	N
539	SAROJ PANDEY	CHHATTISGARH	Durg	BJP	40	3,79,787 3 Lacs+	3,79,787 3 Lacs+	0	667787 6 Lacs+	Y
540	PRADEEP KUMAR SINGH	BIHAR	Araria	BJP	43	2,57,014 2 Lacs+	1,57,014 1 Lacs+	1,00,000 1 Lacs+	764726 7 Lacs+	Y
541	LAXMAN TUDU	ORISSA	Mayurbhanj	BJD	47	1,73,000 1 Lacs+	73,000 73 Thou+	1,00,000 1 Lacs+	38,986 38 Thou+	N
542	LINGAM P	TAMIL NADU	Tenkasi	CPI	43	1,59,365 1 Lacs+	69,365 69 Thou+	90,000 90 Thou+	23,014 23 Thou+	N
543	KAPIL MUNI KAR-WARIYA	UTTAR PRADESH	Phulpur	BSP	42	0	0	0	0	Y

Full details of pending criminal cases on MPs Lok Sabha 2009

S. No.	Name	State/ Dist	Constituency	Party	Age	Serious IPC Counts	No of Cases in which Ac-cused	No. of Cases in which Con-victed	Total
1	KAMESHWAR BAITHA	JHARKHAND	Palamau	JMM	56	51	35	0	35
1. IPC Sections - 307, 326, , Other Details - 27 ARMS ACT (CHARGED) 2. IPC Sections - 323, 324, 325, 326, 333, 328, 427, 389, , Other Details - 27 ARMS ACT, 3/4 EXP ARMS ACT, 17 CLA ACT (CHARGED) 3. IPC Sections - 307, 323, 325, 341,, Other Details - 17 CLA ACT (CHARGED) 4. IPC Sections - 307 , Other Details - 27 ARMS ACT, 17 CLA ACT (CHARGED) 5. IPC Sections - 307,, Other Details - 27 ARMS ACT, 17 CLA ACT (CHARGED) 6. IPC Sections - 307, 399, 402, 353, 411 , Other Details - 25, 26 ARMS ACT, 17 CLA ACT (CHARGED) 7. IPC Sections - 384, 385 , Other Details - 17 CLA ACT (CHARGED) 8. IPC Sections - 436, 307, 389, 504, 435, 323, 427, 341 , Other Details - 27 ARMS ACT, 17 CLA ACT (CHARGED) 9. IPC Sections - 302, 107, 388, 389, 324, 326, 341, 353, 427 , Other Details - 27 ARMS ACT, 17 CLA ACT (CHARGED) 10. IPC Sections - 302, 353, 323, 341, 307, 427, 216, , Other Details - 3/4 EXP ARMS ACT, 17 CLA ACT (CHARGED) 11. IPC Sections - 307, 302, 323, 342, 120B, , Other De-tails - 17 CLA ACT (CHARGED) 12. IPC Sections-307,504,120B,Other Details-27 ARMS ACT 3/4 EXP ARMS ACT, 17 CLA ACT (CHARGED) 13. IPC Sections - 302, 201, 304, , Other Details - 27 ARMS ACT, 17 CLA ACT (CHARGED) 14. IPC Sections - 506, 307 , Other Details - 27 ARMS ACT 15. IPC Sections - 380, 436, 427, 323, , Other Details - 27 ARMS ACT 3/4 EXP ARMS ACT (CHARGED)	Serious IPC Frequency Table								
	Serious IPC Sections					Number of Times they appear for this candidate			
	307					17			
	302					11			
	324					4			
	326					3			
	325					3			
	379					3			
	411					2			
	384					2			
	380					2			
	395					1			
	304					1			
	364					1			
	124					1			
	Total					51			
	IPC Section					Description			
	107					Abetment of a thing			
	114					Abettor present when offence is committed			
	120B					Punishment of criminal conspiracy			
	124					Assaulting President, Governor, etc., with intent to compel or restrain the exercise of any lawful power			
	127					Receiving Property taken by war on depredation mention in Sections 125 and 126			
	141					Unlawful assembly			
	144					Joining unlawful assembly armed with deadly weapon			
	147					rioting			
	148					Rioting, armed with deadly weapon			

16. IPC Sections - 302, , Other Details - 27 ARMS ACT	149	Every member of unlawful assembly guilty of offence committed in prosecution of common object
17. IPC Sections - 384 , Other Details - 27 ARMS ACT, 17 CLA ACT (CHARGED)	201	Causing disappearance of evidence of offence, or giving false information to screen offender
18. IPC Sections - , Other Details - 27 ARMS ACT, 17 CLA ACT (COMMITMENT)	216	Harbouring offender who has escaped from custody or whose apprehension has been ordered
19. IPC Sections - 147, 148, 149, 353, 114 , Other Details - 3/4 EXP SUB ACT (REMAND)	302	Murder
20. IPC Sections - 147, 148, 149, 353, 323, 307, , Other Details - 27 ARMS ACT 3/4 EXP SUB ACT (REMAND)	304	culpable homicide not amounting to murder
21. IPC Sections - 147, 148, 149, 341, 364, 504 , Other Details - 27 ARMS ACT 17 CLA ACT (REMAND)	307	Attempt to murder
22. IPC Sections - 147, 148, 149, 307, 353, 120B , Other Details - 25 (B)A 26, 27, 35 ARMS ACT, 17 CLA ACT	323	voluntarily causing hurt
23. IPC Sections - 147, 148, 149, 323, 120B, 353, 436, 307, 302 , Other Details - 27 ARMS ACT, 3/4 EXP SUB ACT (REMAND)	324	Voluntarily causing hurt by dangerous weapons or means
24. IPC Sections - 147, 148, 149, 324, 307, 302, 427 , Other Details - 27 ARMS ACT, 3/4 EXP SUB ACT (REMAND)	325	voluntarily causing grievous hurt
25. IPC Sections - 147, 148, 149, 307, 353, 124, , Other Details - 37 C.A.L ACT, 27 ARMS ACT (REMAND)	326	Voluntarily causing grievous hurt by dangerous weapons or means
26. IPC Sections - 149, 341, 324, 323, 379, 435, 436 , Other Details - (CHARGE)	328	Causing hurt by means of poison, etc. with intent to commit an offence
27. IPC Sections - 147, 148, 149, 353, 435, 307 , Other Details - 27 ARMS ACT (CHARGE)	333	Voluntarily causing grievous hurt to deter public servant from his duty
28. IPC Sections - 147, 148, 149, 302, 307, 341, 141, 127, 379 , Other Details - 27 ARMS ACT (CHARGE)	341	wrongful restraint
29. IPC Sections - 147, 148, 107, 341, 342, 323, 352, 114, 302 , Other Details - 27 ARMS ACT (CHARGE)	342	wrongful Confinement
30. IPC Sections - 395, 120B , Other Details - (CHARGE)	352	assault or criminal force otherwise than on grave provocation
31. IPC Sections - 380, 436, 144, 411, , Other Details - (CHARGE)	353	Assault or criminal force to deter public servant from discharge of his duty
32. IPC Sections - 325 , Other Details - (CHARGE)	364	Kidnapping or abducting in order to murder
33. IPC Sections - 147, 148, 149, 342, 341, , Other Details - (CHARGE)	377	Unnatural offences
34. IPC Sections - 149, 148, 149, 302, 379 , Other Details	379	theft
35. IPC Sections - 147, 148, 149, 302, 436, 447, 353, 323, 377, 452, 120B, , Other Details - 27 ARMS ACT, 3/4 EXP ACT	380	Theft in dwelling house, etc.
	384	extortion
	385	Putting person in fear of injury in order to commit extortion
	388	Extortion by threat of accusation of an offence punishable with death or imprisonment for life, etc.
	389	Putting person in fear of accusation of offence, in order to commit extortion
	395	dacoity
	399	Making preparation to commit dacoity
	402	Assembling for purpose of committing dacoity

Cases (Convicted) -----No Cases----			411	Dishonestly receiving stolen property						
			427	Mischief causing damage to the amount of fifty rupees						
			435	Mischief by destroying or moving, etc., a land- mark fixed by public authority Mischief by fire or explosive substance with intent to cause damage to amount of one hundred or (in case of agricultural produce) ten rupees						
			436	Mischief by fire or explosive substance with intent to destroy house, etc.						
			447	criminal trespass						
			452	House-trespass after preparation for hurt, assault or wrongful restraint						
			504	Intentional insult with intent to provoke breach of the peace						
			506	criminal intimidation						
			S. No.	Name	State/ Dist	Constituency	Party	Age	Serious IPC Counts	No of Cases in which Accused
2	JAGDIS SHARMA	BIHAR	Jahana-bad	JD(U)	58	17	6	0	6	
Cases (Accused) 1. IPC Sections - 409,420, , Other Details - 13(1)(c)&(d),13(2) of pc act 2. IPC Sections - 409,420,467,471,472,468,474,477(A),120(B) , Other Details - 13(1)(C)&(D),13(2)of pc act 3. IPC Sections - 409,420 , Other Details - 13(1)(C)&(D),13(2)of pc act 4. IPC Sections - 409,420,467,468,471,474,477,(A)&120(B) , Other Details - 5. IPC Sections - 409,420,467,468,471,472,474,477(A)&120(B) , Other Details - 13(1)(C)&(D),13(2)of pc act 6. IPC Sections - 409,201,511,420,467,468,472,474,477(A)&120(B) , Other Details - 13(1)(C)&(D),13(2)of pc act			Serious IPC Frequency Table							
			Serious IPC Sections		Number of Times they appear for this candidate					
			420		6					
			467		4					
			468		4					
			471		3					
			Total		17					
			IPC Section		Description					
			120B		Punishment of criminal conspiracy					
			201		Causing disappearance of evidence of offence, or giving false information to screen offender					
			409		Criminal breach of trust by public servant, or by banker, merchant or agent					
			420		Cheating and dishonestly inducing delivery of property					
			467		Forgery of valuable security, will, etc.					
			468		Forgery for purpose of cheating					

Cases (Convicted) -----No Cases-----			471	Using as genuine a forged document or electronic record					
			472	Making or possessing counterfeit seal, etc., with intent to commit forgery punishable under section 467					
			474	Having possession of document described in Section 466 or 467, knowing it to be forged and intending to use it as genuine					
			477	Fraudulent cancellation, destruction, etc., of will, authority to adopt, or valuable security					
			477A	Falsification of accounts					
			511	attempting to commit offences punishable with imprisonment for life or other imprisonment					
S. No.	Name	State/ Dist	Constituency	Party	Age	Serious IPC Counts	No of Cases in which Accused	No. of Cases in which Convicted	Total
3	BAL KUMAR PATEL	UTTAR PRADESH	Mirzapur	SP	48	14	10	0	10
Cases (Accused)			Serious IPC Frequency Table						
			Serious IPC Sections			Number of Times they appear for this candidate			
			1. IPC Sections - 147,506 , Other Details - 14A/06			420 3			
			2. IPC Sections - 147,148,149,302,364,201 , Other Details - 14 DA Act			467 3			
						468 3			
			3. IPC Sections - 420,467,468,471 , Other Details - 652/07			471 3			
						302 1			
			4. IPC Sections - 420,467,468,471 , Other Details - 653/07			364 1			
						Total 14			
			5. IPC Sections - , Other Details - 25/27/30 Arms Act, Case no. 654/07			IPC Section Description			
						147 rioting			
			6. IPC Sections - , Other Details - Case no. 655/07 ,25/27/30 Arms Act			148 Rioting, armed with deadly weapon			
			7. IPC Sections - , Other Details - Case no. 656/07, 25/27/30 Arms Act			149 Every member of unlawful assembly guilty of offence committed in prosecution of common object			
			8. IPC Sections - 147, 148,149,447,448,504,506 , Other Details - 2/3 UP Gangster Act, Case no. 658/07			201 Causing disappearance of evidence of offence, or giving false information to screen offender			
			9. IPC Sections - 420,467,468,471 , Other Details -			302 Murder			
			10. IPC Sections - 406 , Other Details - Case no. 807/07			364 Kidnapping or abducting in order to murder			
						406 criminal breach of trust			
						420 Cheating and dishonestly inducing delivery of property			

Cases (Convicted) -----No Cases-----			447	criminal trespass					
			448	house-trespass					
			467	Forgery of valuable security, will, etc.					
			468	Forgery for purpose of cheating					
			471	Using as genuine a forged document or electronic record					
			504	Intentional insult with intent to provoke breach of the peace					
			506	criminal intimidation					
S. No.	Name	State/ Dist	Constituency	Party	Age	Serious IPC Counts	No of Cases in which Ac-cused	No. of Cases in which Con-victed	Total
4	PRABHATSINH PRATAPSINH CHAUHAN	GUJARAT	Panch-mahal	BJP	67	10	3	0	3
Cases (Accused) 1. IPC Sections - , Other Details - VADODARA ROUND FOREST RANGE POLICE STATION, FIR NO. 5/2001. FOREST ACT SECTION 26(1) F, 41(2)B, 61C. CR. CASE NO. 722/05, 2. IPC Sections - 406, 417, 408, 409, 465,467,468,471, 120B, 114 , Other Details - FATEHPURA POLICE STATION, FIR NO. 78/2003, 3. IPC Sections - 406, 417, 408, 409, 465, 467,468,471, 120B, 114 , Other Details - FATEHPURA POLICE STATION, FIR NO. 79/2003,			Serious IPC Frequency Table						
			Serious IPC Sections			Number of Times they appear for this candidate			
			417			2			
			465			2			
			467			2			
			468			2			
			471			2			
			Total			10			
			IPC Section			Description			
			114			Abettor present when offence is committed			
			120B			Punishment of criminal conspiracy			
			406			criminal breach of trust			
			408			Criminal breach of trust by clerk or servant			
			409			Criminal breach of trust by public servant, or by banker, merchant or agent			
Cases (Convicted) -----No Cases-----			417			cheating			
			465			forgery			
			467			Forgery of valuable security, will, etc.			
			468			Forgery for purpose of cheating			
			471			Using as genuine a forged document or electronic record			

S. No.	Name	State/ Dist	Constitu-ency	Party	Age	Seri-ous IPC Counts	No of Cases in which Ac-cused	No. of Cases in which Con-victed	Total			
5	KAPIL MUNI KARWARIYA	UTTAR PRADESH	Phulpur	BSP	42	8	4	0	4			
Cases (Accused) 1. IPC Sections - 147,148,149,302,307,34 , Other De-tails - 7C.L.A 2. IPC Sections - , Other Details - 21(4)KHAN EVUM KHANIJ VINIMAY EVUM VIKAS ADHINIYAM 3. IPC Sections - 420,379,411 , Other Details - KHANIJ PARIHAAR NIYUMAWALI 4. IPC Sections - 379,419,420,506 , Other Details - 21(1) (2),MINES MINERAL ACT & IPC			Serious IPC Frequency Table									
			Serious IPC Sections		Number of Times they appear for this candidate							
			420		2							
			379		2							
			302		1							
			307		1							
			411		1							
			419		1							
			Total		8							
			IPC Section		Description							
			34		Acts done by several persons in furtherance of common intention							
			147		rioting							
			148		Rioting, armed with deadly weapon							
			149		Every member of unlawful assembly guilty of offence committed in prosecution of common object							
			302		Murder							
			Cases (Convicted) -----No Cases----			307		Attempt to murder				
						379		theft				
						411		Dishonestly receiving stolen property				
						419		cheating by personation				
						420		Cheating and dishonestly inducing delivery of property				
						506		criminal intimidation				

S. No.	Name	State/ Dist	Constituency	Party	Age	Serious IPC Counts	No of Cases in which Ac-cused	No. of Cases in which Con-victed	Total
6	P. KARUNAKARAN	KERALA	Kasara-god	CPM	64	6	12	0	12
Cases (Accused) 1. IPC Sections - 499, 500, 34 , Other Details - 2. IPC Sections - 500, 501, 502, 465, 469 , 34 , Other Details - 3. IPC Sections - 500, 501, 502, 465, 469 , 34 , Other Details - 4. IPC Sections - 500, 501, 502, 465, 469, 34 , Other Details - 5. IPC Sections - 500, 501 , Other Details - 6. IPC Sections - 500 , Other Details - 7. IPC Sections - 499, 500, 34 , Other Details - 8. IPC Sections - 499, 500, 34 , Other Details - 9. IPC Sections - 499, 500, 34 , Other Details - 10. IPC Sections - 499, 500, 34 , Other Details - 11. IPC Sections - 499, 500, 34 , Other Details - 12. IPC Sections - 499, 500, 34 , Other Details			Serious IPC Frequency Table						
			Serious IPC Sections		Number of Times they appear for this candidate				
			465		3				
			469		3				
			Total		6				
			IPC Section		Description				
			34		Acts done by several persons in furtherance of common intention				
			465		forgery				
			469		Forgery for purpose of harming reputation				
			499		Defamation				
			500		Defamation				
			501		Printing or engraving matter known to be defamatory				
			502		Sale of printed or engraved substance containing defamatory matter				
			Cases (Convicted) -----No Cases----						
S. No.	Name	State/ Dist	Constituency	Party	Age	Serious IPC Counts	No of Cases in which Ac-cused	No. of Cases in which Con-victed	Total
7	KUNVARJIBHAI MOHANBHAI BAVALIYA	GUJARAT	Rajkot	INC	54	6	2	0	2
Cases (Accused) 1. IPC Sections - 420, 465, 467, 468, 471 , Other Details - FIR NO. I-41/2005, VINCHHIYA POLICE STATION, RAJKOT, JUD. MAG. F.C., JASDAN, CASE IS PENDING. 2. IPC Sections - 302,, Other Details - BP ACT 37, 135 AND ARMS ACT 25(1)(1-A), FIR NO. 24/07, VINCHHIYA POLICE STATION, CASE NO. 16779/08, GUJARAT HIGH COURT			Serious IPC Frequency Table						
			Serious IPC Sections		Number of Times they appear for this candidate				
			420		1				
			465		1				
			467		1				
			468		1				
			471		1				
			302		1				
			Total		6				

Cases (Convicted) -----No Cases-----			IPC Section		Description				
			302		Murder				
			420		Cheating and dishonestly inducing delivery of property				
			465		forgery				
			467		Forgery of valuable security, will, etc.				
			468		Forgery for purpose of cheating				
			471		Using as genuine a forged document or electronic record				
S. No.	Name	State/ Dist	Constituency	Party	Age	Serious IPC Counts	No of Cases in which Ac-cused	No. of Cases in which Con-victed	Total
8	VITTHALBHAI HANSRAJBHAI RADADIYA	GUJARAT	Porban-dar	INC	51	5	16	0	16
Cases (Accused) 1. IPC Sections - 322, 323, 501, 506(2), 114 , Other Details - 2. IPC Sections - 323, 324, 504, 506(2), 189 , Other Details - 3. IPC Sections - 504, 506(2) , Other Details - 4. IPC Sections - 188 , Other Details - 33(1), (2), (33) Disturbing Public Servent on Duty & B. P. Act 5. IPC Sections - 189, 504, 506(2) , Other Details - 6. IPC Sections - 394, 332, 186, 143, 147, 395, 397, 144, 504, 506(2) , Other Details - 7. IPC Sections - 394, 332, 186, 147, 395, 397, 144, 504, 506(2) , Other Details - 8. IPC Sections - 394, 332, 186, 143, 147, 395, 397, 144, 504, 506(2) , Other Details - 9. IPC Sections - 188 , Other Details - 135 B. P. Act 10. IPC Sections - 188 , Other Details - 135 B. P. Act 11. IPC Sections - 332, 143, 149, 504, 341 , Other Details - 12. IPC Sections - 186, 387, 504, 506(2), 188, 114 , Other Details - 13. IPC Sections - 186, 304, 477, 114 , Other Details - 14. IPC Sections - 504, 506(2), 188 , Other Details - 30 Arms Act			Serious IPC Frequency Table						
			Serious IPC Sections		Number of Times they appear for this candidate				
			395		3				
			324		1				
			304		1				
			Total		5				
			IPC Section		Description				
			114		Abettor present when offence is committed				
			143		Being member of an unlawful as-sembly				
			144		Joining unlawful assembly armed with deadly weapon				
			147		rioting				
			149		Every member of unlawful assembly guilty of offence committed in prosecution of common object				
			186		Obstructing public servant in discharge of public functions				
			188		Disobedience to order duly promulgated by public servant				
			189		Threat of injury to public servant				
			304		culpable homicide not amounting to murder				
			322		Voluntarily causing grievous hurt.				
			323		voluntarily causing hurt				
			324		Voluntarily causing hurt by dangerous weapons or means				
			332		Voluntarily causing hurt to deter public servant from his duty				

15. IPC Sections - 504, 506(2) , Other Details - 135 B. P. Act			341	wrongful restraint					
16. IPC Sections - 143, 147, 149, 186, 188 , Other Details -			387	Putting person in fear of death or of grievous hurt, in order to commit extortion					
Cases (Convicted) -----No Cases-----			394	Voluntarily causing hurt in committing robbery					
			395	dacoity					
			397	Robbery, or dacoity, with attempt to cause death or grievous hurt					
			477	Fraudulent cancellation, destruction, etc., of will, authority to adopt, or valuable security					
			501	Printing or engraving matter known to be defamatory					
			504	Intentional insult with intent to provoke breach of the peace					
S. No.	Name	State/ Dist	Constituency	Party	Age	Serious IPC Counts	No of Cases in which Accused	No. of Cases in which Convicted	Total
9	RAMKISHUN	UTTAR PRADESH	Chanda-uli	SP	49	5	10	0	10
Cases (Accused)			Serious IPC Frequency Table						
			Serious IPC Sections			Number of Times they appear for this candidate			
			307			3			
			325			1			
			293			1			
			Total			5			
			IPC Section			Description			
			143			Being member of an unlawful assembly			
			147			rioting			
			148			Rioting, armed with deadly weapon			
			149			Every member of unlawful assembly guilty of offence committed in prosecution of common object			
			171			Wearing grab or carrying token used by public servant with fraudulent intent			
			188			Disobedience to order duly promulgated by public servant			
			228			Intentional insult or interruption to public servant sitting in judicial proceeding			
			283			Danger or obstruction in public way or line of navigation			

Cases (Convicted) -----No Cases----			286		Negligent conduct with respect to explosive substance					
			293		Sale, etc., of obscene objects to young person					
			307		Attempt to murder					
			323		voluntarily causing hurt					
			325		voluntarily causing grievous hurt					
			332		Voluntarily causing hurt to deter public servant from his duty					
			335		Voluntarily causing grievous hurt on provocation: -					
			336		Act endangering life or personal safety of others					
			337		Causing hurt by act endangering life or personal safety of others					
			341		wrongful restraint					
			427		Mischief causing damage to the amount of fifty rupees					
			504		Intentional insult with intent to pro-voke breach of the peace					
			506		criminal intimidation					
S. No.	Name	State/ Dist	Constituency	Party	Age	Seri-ous IPC Counts	No of Cases in which Ac-cused	No. of Cases in which Con-victed	Total	
10	Lalu Prasad	BIHAR	Saran	RJD	60	5	7	0	7	
Cases (Accused) 1. IPC Sections - 120 B, 420, 201, 511, 418, 409, 467, 468, 471, 477(A), 473, 472 , Other Details - 13(2)r.w 13(1)(c)(d)of prevention of corruption Act1988, Case No- RC-20(A)/96 2. IPC Sections - , Other Details - RC-38(a)/96 3. IPC Sections - , Other Details - RC-47(A)/96 4. IPC Sections - , Other Details - RC-63(A)/96 5. IPC Sections - , Other Details - RC-64(A)/96 6. IPC Sections - , Other Details - RC-68(A)/96 7. IPC Sections - , Other Details - RC-5(A)/98			Serious IPC Frequency Table							
			Serious IPC Sections		Number of Times they appear for this candidate					
			420		1					
			418		1					
			467		1					
			468		1					
			471		1					
			Total		5					
			IPC Section		Description					
			120		Concealing design to commit of-fence punishable with imprisonment					
			201		Causing disappearance of evidence of offence, or giving false informa-tion to screen offender					
			409		Criminal breach of trust by public servant, or by banker, merchant or agent					
			418		Cheating with knowledge that wrongful loss may ensue to person whose interest offender is bound to protect					

Cases (Convicted) -----No Cases----			420	Cheating and dishonestly inducing delivery of property						
			467	Forgery of valuable security, will, etc.						
			468	Forgery for purpose of cheating						
			471	Using as genuine a forged document or electronic record						
			472	Making or possessing counterfeit seal, etc., with intent to commit forgery punishable under section 467						
			473	Making or possessing counterfeit seal, etc., with intent to commit forgery punishable otherwise						
			477A	Falsification of accounts						
			511	attempting to commit offences punishable with imprisonment for life or other imprisonment						
S. No.	Name	State/ Dist	Constituency	Party	Age	Serious IPC Counts	No of Cases in which Ac-cused	No. of Cases in which Con-victed	Total	
11	CHANDRAKANT RAGHUNATH PATIL	GUJARAT	Navsari	BJP	54	5	6	0	6	
Cases (Accused) 1. IPC Sections - 408, 409, 420, 467, 468, 471, 114, 120(B), 34 , Other Details - 2. IPC Sections - 406, 409, 420 , Other Details - FIR NO. : 205/2006, LIBAYAT POLICE STATION, SURAT. 3. IPC Sections - , Other Details - NEGOTIATION INSTRUMENT ACT SECTION 138, 141, CASE NO. : 1618/2002, SURAT COURT 4. IPC Sections - , Other Details - NEGOTIATION INSTRUMENT ACT SECTION 138, CASE NO. : 1032/2003, CRIMINAL COMPLAINT, AHMEDABAD COURT 5. IPC Sections - , Other Details - NEGOTIATION INSTRUMENT ACT SECTION 138, CASE NO. : 1033/2003, CRIMINAL COMPLAINT, AHMEDABAD COURT 6. IPC Sections - , Other Details - TOTAL 100 CASES (CIVIL)OF RECOVERY ARE PENDING UNDER NEGOTIABLE INSTRUMENT ACT AT NAVSARI, SURAT AND AHMEDABAD COURT.			Serious IPC Frequency Table							
			Serious IPC Sections		Number of Times they appear for this candidate					
			420		2					
			467		1					
			468		1					
			471		1					
			Total		5					
			IPC Section		Description					
			34		Acts done by several persons in furtherance of common intention					
			114		Abettor present when offence is committed					
			120B		Punishment of criminal conspiracy					
			406		criminal breach of trust					
			408		Criminal breach of trust by clerk or servant					
			409		Criminal breach of trust by public servant, or by banker, merchant or agent					
			420		Cheating and dishonestly inducing delivery of property					
			467		Forgery of valuable security, will, etc.					

Cases (Convicted) -----No Cases----			468		Forgery for purpose of cheating				
			471		Using as genuine a forged document or electronic record				
S. No.	Name	State/ Dist	Constituency	Party	Age	Serious IPC Counts	No of Cases in which Accused	No. of Cases in which Convicted	Total
12	FEROZE VARUN GANDHI	UTTAR PRADESH	Pilibhit	BJP	29	5	6	0	6
Cases (Accused)			Serious IPC Frequency Table						
			Serious IPC Sections		Number of Times they appear for this candidate				
			IPC Sections - 332,352,504,506 , Other Details -		153A				
			IPC Sections - 153A,188,295A,505(2) , Other Details - 125 R.P. ACT		295A				
			IPC Sections - 153A,188,295A,505(2) , Other Details - 125 R.P.ACT		307				
			IPC Sections - 147,148,149,307,427,336,332,188 , Other Details - 7 C.L.A. ACT & 125 R. P.ACT		Total				
			IPC Sections - 147,148,323,504,506,427 , Other Details -						
			IPC Sections - , Other Details - 3 N.S. ACT						
					IPC Section				
					Description				
					147				
					148				
					149				
					153A				
					188				
					295A				
					307				
					323				
					332				
					336				
					352				
					427				
Cases (Convicted) -----No Cases----			504		Intentional insult with intent to provoke breach of the peace				
			506		criminal intimidation				

S. No.	Name	State/ Dist	Constituency	Party	Age	Serious IPC Counts	No of Cases in which Ac-cused	No. of Cases in which Con-victed	Total
13	ASADUDDIN OWAISI	Hyderabad	AIMIM	41	5	4	0	4	6
<div>Cases (Accused)</div> <div><div>1. IPC Sections - 120 B, 420, 201, 511, 418, 409, 467, 468, 471, 477(A), 473, 472 , Other Details - 13(2)r.w 13(1)(c)(d)of prevention of corruption Act1988, Case No- RC-20(A)/96</div><div>2. IPC Sections - , Other Details - RC-38(a)/96</div><div>3. IPC Sections - , Other Details - RC-47(A)/96</div><div>4. IPC Sections - , Other Details - RC-63(A)/96</div><div>5. IPC Sections - , Other Details - RC-64(A)/96</div><div>6. IPC Sections - , Other Details - RC-68(A)/96</div></div>			Serious IPC Frequency Table						
			Serious IPC Sections		Number of Times they appear for this candidate				
			153A		2				
			324		1				
			295		1				
			295A		1				
			Total		5				
			IPC Section		Description				
			109		Punishment of abetment if the act abetted is committed in consequence, and where no express provision is made for its punishment				
			114		Abettor present when offence is committed				
			147		rioting				
			148		Rioting, armed with deadly weapon				
			149		Every member of unlawful assembly guilty of offence committed in prosecution of common object				
			153A		Promoting enmity between different groups on grounds of religion, race, place of birth, residence, language, etc., and doing acts prejudicial to maintenance of harmony				
			186		Obstructing public servant in discharge of public functions				
			290		public nuisance in cases not otherwise provided for				
			295		Injuring or defiling place of worship with intent to insult the religion of any class				
			295A		Deliberate and malicious acts, intended to outrage religious feelings or any class by insulting its religion or religious beliefs				
			324		Voluntarily causing hurt by dangerous weapons or means				
			341		wrongful restraint				
			353		Assault or criminal force to deter public servant from discharge of his duty				

Cases (Convicted) -----No Cases-----			427	Mischief causing damage to the amount of fifty rupees					
			448	house-trespass					
			504	Intentional insult with intent to provoke breach of the peace					
			506	criminal intimidation					
S. No.	Name	State/ Dist	Constituency	Party	Age	Serious IPC Counts	No of Cases in which Accused	No. of Cases in which Convicted	Total
14	GANESH SINGH	MADHYA PRADESH	Satna	BJP	46	5	2	0	2
Cases (Accused) 1. IPC Sections - 166,217,218,420,467,477 (A),34 , Other Details - 2. IPC Sections - 120 B,420,468,471 , Other Details - 13(1)D,13(2),15 Anti Corruption Act			Serious IPC Frequency Table						
			Serious IPC Sections			Number of Times they appear for this candidate			
			420			2			
			467			1			
			468			1			
			471			1			
			Total			5			
			IPC Section			Description			
			34			Acts done by several persons in furtherance of common intention			
			120			Concealing design to commit offence punishable with imprisonment			
			166			Public servant disobeying law, with intent to cause injury to any person			
			217			Public servant disobeying direction of law with intent to save person from punishment or property from forfeiture			
			218			Public servant framing incorrect record or writing with intent to save person from punishment or property from forfeiture			
			420			Cheating and dishonestly inducing delivery of property			
			467			Forgery of valuable security, will, etc.			
Cases (Convicted) -----No Cases-----			468			Forgery for purpose of cheating			
			471			Using as genuine a forged document or electronic record			
			477			Fraudulent cancellation, destruction, etc., of will, authority to adopt, or valuable security			

S. No.	Name	State/ Dist	Constituency	Party	Age	Serious IPC Counts	No of Cases in which Ac-cused	No. of Cases in which Con-victed	Total
15	SIVASAMI C	TAMIL NADU	Tiruppur	AD MK	51	5	1	0	1
Cases (Accused) 1. IPC Sections - 31 416 419 463 464 465 471 474 , Other Details - PALLADAM JM, CC NO.53/06, 54/06, 55/06			Serious IPC Frequency Table						
			Serious IPC Sections		Number of Times they appear for this candidate				
			416		1				
			419		1				
			463		1				
			465		1				
			471		1				
			Total		5				
			IPC Section		Description				
			31		A will				
			416		Cheating by personation				
			419		cheating by personation				
			463		Forgery				
			464		Making a false document				
			465		forgery				
Cases (Convicted) -----No Cases----			471		Using as genuine a forged document or electronic record				
			474		Having possession of document described in Section 466 or 467, knowing it to be forged and intending to use it as genuine				
S. No.	Name	State/ Dist	Constituency	Party	Age	Serious IPC Counts	No of Cases in which Ac-cused	No. of Cases in which Con-victed	Total
16	RAMAKANT YADAV	UTTAR PRADESH	Azamgarh	BJP	49	4	11	0	11
Cases (Accused) 1. IPC Sections - 336,353,504,506 , Other Details - 2. IPC Sections - 323,504.,506 , Other Details - 3. IPC Sections - 323,325,504,506 , Other Details -			Serious IPC Frequency Table						
			Serious IPC Sections		Number of Times they appear for this candidate				
			302		2				
			325		1				
			307		1				
			Total		4				

4. IPC Sections - 353,504,506 , Other Details -			IPC Section		Description				
5. IPC Sections - 302 , Other Details -			147		rioting				
6. IPC Sections - 302 , Other Details -			148		Rioting, armed with deadly weapon				
7. IPC Sections - 307,147,148,149 , Other Details -			149		Every member of unlawful assembly guilty of offence committed in prosecution of common object				
8. IPC Sections - , Other Details - 3(1) Gangster Act			302		Murder				
9. IPC Sections - , Other Details - 3(1) Gangster Act			307		Attempt to murder				
10. IPC Sections - 452,323,504,506 , Other Details -			323		voluntarily causing hurt				
11. IPC Sections - , Other Details - 3(1)(10)SC.ST. ACT			325		voluntarily causing grievous hurt				
			336		Act endangering life or personal safety of others				
			353		Assault or criminal force to deter public servant from discharge of his duty				
			452		House-trespass after preparation for hurt, assault or wrongful restraint				
Cases (Convicted) -----No Cases-----			504		Intentional insult with intent to provoke breach of the peace				
			506		criminal intimidation				
S. No.	Name	State/ Dist	Constituency	Party	Age	Serious IPC Counts	No of Cases in which Accused	No. of Cases in which Convicted	Total
17	VINAY KUMAR ALIAS VINNU	UTTAR PRADESH	Shrawasti	INC	45	4	9	0	9
Cases (Accused)			Serious IPC Frequency Table						
			Serious IPC Sections		Number of Times they appear for this candidate				
1. IPC Sections - 307,341 , Other Details -			307		2				
2. IPC Sections - 143,353,504,506 , Other Details -			304		1				
3. IPC Sections - 143,225,353,224 , Other Details -			395		1				
4. IPC Sections - 323,504,506 , Other Details -			Total		4				
5. IPC Sections - 147,323,504,307 , Other Details - 131 LOK PRATINIDHITVA ADHINIUM			IPC Section		Description				
6. IPC Sections - 304,34 , Other Details -			34		Acts done by several persons in furtherance of common intention				
7. IPC Sections - 395 , Other Details -			143		Being member of an unlawful assembly				
8. IPC Sections - 147,323,504,506 , Other Details -			147		rioting				
9. IPC Sections - 290,283,188 , Other Details - 34 POLICE ACT AND 210,211 ,236,268 MUNICIPAL COPORATION ACT			188		Disobedience to order duly promulgated by public servant				
			224		Resistance or obstruction by a person to his lawful apprehension				
			225		Resistance or obstruction to lawful apprehension of another person				

Cases (Convicted) -----No Cases----			283		Danger or obstruction in public way or line of navigation					
			290		public nuisance in cases not otherwise provided for					
			304		culpable homicide not amounting to murder					
			307		Attempt to murder					
			323		voluntarily causing hurt					
			341		wrongful restraint					
			353		Assault or criminal force to deter public servant from discharge of his duty					
			395		dacoity					
			504		Intentional insult with intent to provoke breach of the peace					
			506		criminal intimidation					
S. No.	Name	State/ Dist	Constituency	Party	Age	Serious IPC Counts	No of Cases in which Ac-cused	No. of Cases in which Con-victed	Total	
18	ANANTHKUMAR HEGDE	KARNATAKA	Uttara Kannada	BJP	40	4	3	0	3	
Cases (Accused) 1. IPC Sections - 143,147,148,353,332,333,427,324,323,153A,149 , Other Details - SIRSI N.M.P.S CRIME NO,107/2003 AT SIRSI N.M.P.S POLICE STATION.ALSO UNDER SECTION 2 OF K.P.D.L.P ACT IN THE COURT OF 2ND ADDITIONAL J.M.F.C COURT SIRSI 2. IPC Sections - 153A,295 , Other Details - CHIKKMAN-GALORE TOWN P.S CRIME NO,267/2001 AT TOWN POLICE STATION CHIKKAMAGALORE IN THE COURT OF J.M.F.C CHIKKAMANGLORE 3. IPC Sections - 143,147,148,341,332,149,427,353 , Other Details - BHATKAL RURAL P.S CRIME NO.2393AT BHATKAL RURAL POLICE STATION IN THE COURT OF BHATKAL			Serious IPC Frequency Table							
			Serious IPC Sections		Number of Times they appear for this candidate					
			153A		2					
			324		1					
			295		1					
			Total		4					
			IPC Section		Description					
			143		Being member of an unlawful assembly					
			147		rioting					
			148		Rioting, armed with deadly weapon					
			149		Every member of unlawful assembly guilty of offence committed in prosecution of common object					
			153A		Promoting enmity between different groups on grounds of religion, race, place of birth, residence, language, etc., and doing acts prejudicial to maintenance of harmony					
			295		Injuring or defiling place of worship with intent to insult the religion of any class					
			323		voluntarily causing hurt					

Cases (Convicted) -----No Cases----			324	Voluntarily causing hurt by dangerous weapons or means						
			332	Voluntarily causing hurt to deter public servant from his duty						
			333	Voluntarily causing grievous hurt to deter public servant from his duty						
			341	wrongful restraint						
			353	Assault or criminal force to deter public servant from discharge of his duty						
			427	Mischief causing damage to the amount of fifty rupees						
S. No.	Name	State/ Dist	Constituency	Party	Age	Serious IPC Counts	No of Cases in which Accused	No. of Cases in which Convicted	Total	
19	ADHIKARI SUVENDU		Tamluk	AITC	39	4	3	0	3	
Cases (Accused) 1. IPC Sections - 147,149,323,325,379 , Other Details - 2. IPC Sections - 147,148,149,341,323,354 , Other Details - 3. IPC Sections - 147,148,149,323,307,364 , Other Details -			Serious IPC Frequency Table							
			Serious IPC Sections			Number of Times they appear for this candidate				
			325			1				
			379			1				
			307			1				
			364			1				
			Total			4				
			IPC Section			Description				
			147			rioting				
			148			Rioting, armed with deadly weapon				
			149			Every member of unlawful assembly guilty of offence committed in prosecution of common object				
			307			Attempt to murder				
			323			voluntarily causing hurt				
			325			voluntarily causing grievous hurt				
			341			wrongful restraint				
Cases (Convicted) -----No Cases----			354	Assault or criminal force to woman with intent to outrage her modesty						
			364	Kidnapping or abducting in order to murder						
			379	theft						

S. No.	Name	State/ Dist	Constituency	Party	Age	Serious IPC Counts	No of Cases in which Ac-cused	No. of Cases in which Con- victed	Total
20	BRIJBHUSHAN SARAN SINGH	UTTAR PRADESH	Kaiser-ganj	SP	52	4	2	0	2
Cases (Accused) IPC Sections - 147,153,153A,332,338,295,297,395,397 , Other Details - IPC Sections - 147, 148, 149, 307 , Other Details - 27 Arms Act			Serious IPC Frequency Table						
			Serious IPC Sections		Number of Times they appear for this candidate				
			153A		1				
			295		1				
			395		1				
			307		1				
			Total		4				
			IPC Section		Description				
			147		rioting				
			148		Rioting, armed with deadly weapon				
			149		Every member of unlawful assembly guilty of offence committed in prosecution of common object				
			153		Wantonly giving provocation with intent to cause riot-if rioting be committed-if not committed				
			153A		Promoting enmity between different groups on grounds of religion, race, place of birth, residence, language, etc., and doing acts prejudicial to maintenance of harmony				
			295		Injuring or defiling place of worship with intent to insult the religion of any class				
			297		Trespassing on burial places, etc.				
			307		Attempt to murder				
			332		Voluntarily causing hurt to deter public servant from his duty				
			338		Causing grievous hurt by act endangering life or personal safety of others				
			395		dacoity				
			397		Robbery, or dacoity, with attempt to cause death or grievous hurt				
Cases (Convicted) -----No Cases-----			338		Causing grievous hurt by act endangering life or personal safety of others				
			395		dacoity				
			397		Robbery, or dacoity, with attempt to cause death or grievous hurt				

S. No.	Name	State/ Dist	Constituency	Party	Age	Serious IPC Counts	No of Cases in which Ac-cused	No. of Cases in which Con-victed	Total
21	DR.SANJEEV GANESH NAIK	MAHARASH-TRA	Thane	NCP	37	4	2	0	2
Cases (Accused) 1. IPC Sections - 109,403,405,406,411,415,418,420,120 B,34 , Other Details - 597/02,598/02,599/02 2. IPC Sections - 143,341,134,504,135 , Other Details - BPAct 36, 37(1) Case no. 1054/97			Serious IPC Frequency Table						
			Serious IPC Sections			Number of Times they appear for this candidate			
			411			1			
			415			1			
			418			1			
			420			1			
			Total			4			
			IPC Section			Description			
			34			Acts done by several persons in furtherance of common intention			
			109			Punishment of abetment if the act abetted is committed in consequence, and where no express provision is made for its punishment			
			120B			Punishment of criminal conspiracy			
			134			Abetment of such assault, if the assault is committed			
			135			Abetment of desertion of soldier, sailor or airman			
			143			Being member of an unlawful assembly			
			341			wrongful restraint			
			403			Dishonest misappropriation of property			
			405			Criminal breach of trust			
			406			criminal breach of trust			
			411			Dishonestly receiving stolen property			
			415			Cheating			
			418			Cheating with knowledge that wrongful loss may ensue to person whose interest offender is bound to protect			
			420			Cheating and dishonestly inducing delivery of property			
			504			Intentional insult with intent to provoke breach of the peace			
Cases (Convicted) -----No Cases-----			403			Dishonest misappropriation of property			
			405			Criminal breach of trust			
			406			criminal breach of trust			
			411			Dishonestly receiving stolen property			
			415			Cheating			
			418			Cheating with knowledge that wrongful loss may ensue to person whose interest offender is bound to protect			
			420			Cheating and dishonestly inducing delivery of property			
			504			Intentional insult with intent to provoke breach of the peace			

S. No.	Name	State/ Dist	Constituency	Party	Age	Serious IPC Counts	No of Cases in which Accused	No. of Cases in which Convicted	Total
22	Nripendra Nath Ray	WEST BENGAL	Cooch-behar	AIFB	49	4	1	0	1
Cases (Accused)			Serious IPC Frequency Table						
			Serious IPC Sections		Number of Times they appear for this candidate				
1. IPC Sections - 147,148,149,447,151,152,153, 332, 333, 353, 325,326,307,436, 302 , Other Details - 3/4 PDPP Act, 9/10 NPO Act			325		1				
			326		1				
			307		1				
			302		1				
			Total		4				
			IPC Section		Description				
			147		rioting				
			148		Rioting, armed with deadly weapon				
			149		Every member of unlawful assembly guilty of offence committed in prosecution of common object				
			151		Knowingly joining or continuing in assembly of five or more persons after it has been commanded to disperse				
			152		Assaulting or obstructing public servant when suppressing riot, etc.				
			153		Wantonly giving provocation with intent to cause riot-if rioting be committed-if not committed				
			302		Murder				
Cases (Convicted) -----No Cases----			307		Attempt to murder				
			325		voluntarily causing grievous hurt				
			326		Voluntarily causing grievous hurt by dangerous weapons or means				
			332		Voluntarily causing hurt to deter public servant from his duty				
			333		Voluntarily causing grievous hurt to deter public servant from his duty				
			353		Assault or criminal force to deter public servant from discharge of his duty				
			436		Mischief by fire or explosive substance with intent to destroy house, etc.				
			447		criminal trespass				

S. No.	Name	State/ Dist	Constituency	Party	Age	Serious IPC Counts	No of Cases in which Ac-cused	No. of Cases in which Con-victed	Total			
23	PURNAMASI RAM	BIHAR	Gopal-ganj	JD(U)	52	4	1	0	1			
Cases (Accused) 1. IPC Sections - 147, 149, 447, 341, 342, 343, 365, 323, 325, 307, 504, 120B , Other Details - 25(1-B)a and 26, 35 Arms act			Serious IPC Frequency Table									
			Serious IPC Sections		Number of Times they appear for this candidate							
			343		1							
			365		1							
			325		1							
			307		1							
			Total		4							
			IPC Section		Description							
			120B		Punishment of criminal conspiracy							
			147		rioting							
			149		Every member of unlawful assembly guilty of offence committed in prosecution of common object							
			307		Attempt to murder							
			323		voluntarily causing hurt							
			325		voluntarily causing grievous hurt							
			341		wrongful restraint							
			342		wrongful Confinement							
			343		Wrongful confinement for three or more days							
			Cases (Convicted) -----No Cases----			365		Kidnapping or abducting with intent secretly and wrongfully to confine person				
						447		criminal trespass				
504		Intentional insult with intent to provoke breach of the peace										
S. No.	Name	State/ Dist	Constituency	Party	Age	Serious IPC Counts	No of Cases in which Ac-cused	No. of Cases in which Con-victed	Total			
24	UMA SHANAKER SINGH	BIHAR	Maharaj-ganj	RJD	61	4	1	0	1			
Cases (Accused) 1. IPC Sections - 364, 302, 379,171(F) , Other Details - 27 Arms act			Serious IPC Frequency Table									
			Serious IPC Sections		Number of Times they appear for this candidate							
			364		1							
			302		1							

Cases (Convicted) -----No Cases-----			379		1				
			171F		1				
			Total		4				
			IPC Section		Description				
			171F		undue influence or personation at an election				
			302		Murder				
			364		Kidnapping or abducting in order to murder				
			379		theft				
S. No.	Name	State/ Dist	Constituency	Party	Age	Serious IPC Counts	No of Cases in which Ac-cused	No. of Cases in which Con-victed	Total
25	PATIL PADAMSINHA BAJIRAO	MAHARASH-TRA	Osmana-bad	NCP	68	3	7	0	7
Cases (Accused) 1. IPC Sections - 37 1 3, 188 , Other Details - 135 B.P ACT 2. IPC Sections - , Other Details - 138 to 142 N I Act 3. IPC Sections - , Other Details - 138 to 142 N I Act 4. IPC Sections - 120 B ,406,409,109,34 , Other Details - 5. IPC Sections - 120(B),420,406,409,109 , Other Details - 6. IPC Sections - 323,324,325,506,34 , Other Details - 7. IPC Sections - 406,34 , , Other Details -			Serious IPC Frequency Table						
			Serious IPC Sections		Number of Times they appear for this candidate				
			420		1				
			324		1				
			325		1				
			Total		3				
			IPC Section		Description				
			1		Title and extent of operation of the Code				
			3		Punishment of offences committed beyond, but which by law may be tried within, India				
			34		Acts done by several persons in furtherance of common intention				
			37		Co-operation by doing one of several acts constituting an offence				
			109		Punishment of abetment if the act abetted is committed in consequence, and where no express provision is made for its punishment				
			120		Concealing design to commit offence punishable with imprisonment				
			120B		Punishment of criminal conspiracy				
			188		Disobedience to order duly promulgated by public servant				
			323		voluntarily causing hurt				
			324		Voluntarily causing hurt by dangerous weapons or means				

Cases (Convicted) -----No Cases-----			325	voluntarily causing grievous hurt						
			406	criminal breach of trust						
			409	Criminal breach of trust by public servant, or by banker, merchant or agent						
			420	Cheating and dishonestly inducing delivery of property						
			506	criminal intimidation						
S. No.	Name	State/ Dist	Constituency	Party	Age	Serious IPC Counts	No of Cases in which Ac-cused	No. of Cases in which Con-victed	Total	
26	RAJKUMARI RATNA SINGH	UTTAR PRADESH	Pratapgarh	INC	49	3	6	0	6	
Cases (Accused) 1. IPC Sections - U/S188 , Other Details - 2. IPC Sections - U/S 323/504/506 , Other Details - 3. IPC Sections - , Other Details - U/S136(2)RP ACT 4. IPC Sections - , Other Details - 61/98,/62/98,/63/98,64/98 5. IPC Sections - 307,504,506, , Other Details - U/S 482 CRP 6. IPC Sections - U/S307/392 , Other Details -			Serious IPC Frequency Table							
			Serious IPC Sections		Number of Times they appear for this candidate					
			307		2					
			392		1					
			Total		3					
			IPC Section		Description					
			188		Disobedience to order duly promulgated by public servant					
			307		Attempt to murder					
			323		voluntarily causing hurt					
			392		robbery					
Cases (Convicted) -----No Cases-----			504	Intentional insult with intent to provoke breach of the peace						
			506	criminal intimidation						
S. No.	Name	State/ Dist	Constituency	Party	Age	Serious IPC Counts	No of Cases in which Ac-cused	No. of Cases in which Con-victed	Total	
27	DEVENDRA NAGPAL	UTTAR PRADESH	Amroha	RLD	38	3	6	0	6	
Cases (Accused) 1. IPC Sections - , Other Details - 127(A)R.P.Act 2. IPC Sections - , Other Details - 127(A)R.P.Act 3. IPC Sections - , Other Details - 127(A)R.P.Act I			Serious IPC Frequency Table							
			Serious IPC Sections		Number of Times they appear for this candidate					
			419		1					
			420		1					
			384		1					
			Total		3					

4. IPC Sections - 170, 419, 420, 384, 120(B) , Other Details - 5. IPC Sections - 188 , Other Details - 144 Cr.P.C. 6. IPC Sections - 171(J),427 , Other Details - 127(A)(1), 127(A)(2),127(A)(2)(B)R.P.Act			IPC Section		Description				
			120B		Punishment of criminal conspiracy				
			170		Personating a public servant				
			188		Disobedience to order duly promulgated by public servant				
			384		extortion				
			419		cheating by personation				
			420		Cheating and dishonestly inducing delivery of property				
Cases (Convicted) -----No Cases----			427		Mischief causing damage to the amount of fifty rupees				
S. No.	Name	State/ Dist	Constituency	Party	Age	Serious IPC Counts	No of Cases in which Accused	No. of Cases in which Convicted	Total
28	SHIBU SOREN	JHARKHAND	Dumka	JMM	64	3	5	0	5
Cases (Accused) 1. IPC Sections - 144, 341, 353, 504 , Other Details - 2. IPC Sections - 188 , Other Details - 3. IPC Sections - 323, 342, 504, 347, 348 , 34 , Other Details - 4. IPC Sections - 147, 148, 307, 302, 201 , Other Details - 5. IPC Sections - 148, 149, 302, 436, 429 , Other Details -			Serious IPC Frequency Table						
			Serious IPC Sections		Number of Times they appear for this candidate				
			302		2				
			307		1				
			Total		3				
			IPC Section		Description				
			34		Acts done by several persons in furtherance of common intention				
			144		Joining unlawful assembly armed with deadly weapon				
			147		rioting				
			148		Rioting, armed with deadly weapon				
			149		Every member of unlawful assembly guilty of offence committed in prosecution of common object				
			188		Disobedience to order duly promulgated by public servant				
			201		Causing disappearance of evidence of offence, or giving false information to screen offender				
			302		Murder				
			307		Attempt to murder				
			323		voluntarily causing hurt				
			341		wrongful restraint				
			342		wrongful Confinement				
			347		Wrongful confinement to extort property, or constrain to illegal act				

Cases (Convicted) -----No Cases-----			348		Wrongful confinement to extort confession, or compel restoration of property				
			353		Assault or criminal force to deter public servant from discharge of his duty				
			429		Mischief by killing or maiming cattle, etc., of any value or any animal of the value of fifty rupees				
			436		Mischief by fire or explosive sub-stance with intent to destroy house, etc.				
			504		Intentional insult with intent to pro-voke breach of the peace				
S. No.	Name	State/ Dist	Constituency	Party	Age	Serious IPC Counts	No of Cases in which Ac-cused	No. of Cases in which Con- victed	Total
29	ADHIR RANJAN CHOWDHURY	WEST BENGAL	Baha-rampur	INC	53	3	5	0	5
Cases (Accused) 1. IPC Sections - 149, 302, 120B , Other Details - 2. IPC Sections - 143, 447, 341, 323, 427 , Other Details - 3. IPC Sections - 302, 34 , Other Details - 4. IPC Sections - 447, 302, 120B, 34 , Other Details - 25/27 Arms Act & 3/4 E.S Act, 5. IPC Sections - 115, 120B, 506 , Other Details			Serious IPC Frequency Table						
			Serious IPC Sections		Number of Times they appear for this candidate				
			302		3				
			Total		3				
			IPC Section		Description				
			34		Acts done by several persons in fur-therance of common intention				
			115		Abetment of offence punishable with death or imprisonment for life-if offence not committed				
			120B		Punishment of criminal conspiracy				
			143		Being member of an unlawful as-sembly				
			149		Every member of unlawful assembly guilty of offence committed in pros-ecution of common object				
			302		Murder				
			323		voluntarily causing hurt				
			341		wrongful restraint				
Cases (Convicted) -----No Cases-----			427		Mischief causing damage to the amount of fifty rupees				
			447		criminal trespass				
			506		criminal intimidation				

S. No.	Name	State/ Dist	Constituency	Party	Age	Serious IPC Counts	No of Cases in which Ac-cused	No. of Cases in which Con-victed	Total
30	KADEER RANA	UTTAR PRADESH	Muzaf-farnagar	BSP	45	3	4	0	4
Cases (Accused) 1. IPC Sections - 188, 353, 332, 392 , Other Details - 2. IPC Sections - 147, 148, 149, 188, 307, 332, 336, 353, 341, 342, 427, 436 , Other Details - 7 CRIMINAL LAW ACT, 3 DAMAGIJ TO PUBLIC PROPERTY ACT 3. IPC Sections - 147, 148, 149, 302, 323, 506, 34 , Other Details - 4. IPC Sections - 171 , Other Details -			Serious IPC Frequency Table						
			Serious IPC Sections			Number of Times they appear for this candidate			
			392			1			
			307			1			
			302			1			
			Total			3			
			IPC Section			Description			
			34			Acts done by several persons in furtherance of common intention			
			147			rioting			
			148			Rioting, armed with deadly weapon			
			149			Every member of unlawful assembly guilty of offence committed in prosecution of common object			
			171			Wearing grab or carrying token used by public servant with fraudulent intent			
			188			Disobedience to order duly promulgated by public servant			
			302			Murder			
			307			Attempt to murder			
			323			voluntarily causing hurt			
			332			Voluntarily causing hurt to deter public servant from his duty			
			336			Act endangering life or personal safety of others			
			341			wrongful restraint			
			342			wrongful Confinement			
			353			Assault or criminal force to deter public servant from discharge of his duty			
			392			robbery			
Cases (Convicted) -----No Cases-----			427			Mischief causing damage to the amount of fifty rupees			
			436			Mischief by fire or explosive substance with intent to destroy house, etc.			
			506			criminal intimidation			

S. No.	Name	State/ Dist	Constituency	Party	Age	Serious IPC Counts	No of Cases in which Ac-cused	No. of Cases in which Con-victed	Total
31	ADITYA NATH	UTTAR PRADESH	Gorakh-pur	BJP	36	3	2	0	2

Cases (Accused) 1. IPC Sections - 147,148,149,307,302,504,506,427 , Other Details - 2. IPC Sections - 147,295,297,436,506 , Other Details -	Serious IPC Frequency Table								
	Serious IPC Sections					Number of Times they appear for this candidate			
	307					1			
	302					1			
	295					1			
	Total					3			
	IPC Section					Description			
	147					rioting			
	148					Rioting, armed with deadly weapon			
	149					Every member of unlawful assembly guilty of offence committed in prosecution of common object			
	295					Injuring or defiling place of worship with intent to insult the religion of any class			
	297					Trespassing on burial places, etc.			
	302					Murder			
Cases (Convicted) -----No Cases-----	307					Attempt to murder			
	427					Mischief causing damage to the amount of fifty rupees			
	436					Mischief by fire or explosive substance with intent to destroy house, etc.			
	504					Intentional insult with intent to provoke breach of the peace			
	506					criminal intimidation			

S. No.	Name	State/ Dist	Constituency	Party	Age	Serious IPC Counts	No of Cases in which Ac-cused	No. of Cases in which Con-victed	Total
32	HARENDRAKUMAR RAMCHANDRA PATHAK	GUJARAT	Ahmedabad East	BJP	62	3	1	0	1

	Serious IPC Frequency Table								
	Serious IPC Sections					Number of Times they appear for this candidate			
	302					1			
	307					1			
	326					1			
	Total					3			

Cases (Accused) 1. IPC Sections - 302, 307, 326, 333, 347, 149, 152, 153, 506, 168, 188, 120(B) , Other Details - FIR NO. 82/85, ASTODIA POLICE STATION, SESSION COURT NO. 178/1986, AHMEDABAD, HE HAS BEEN DISCHARGED IN THIS CASE BUT SPECIAL LEAVE APPLICATION FOR THE SAME IS ADMITTED IN THE HON, SUPREME COURT NO. 6207/2006, THIS CASE IS PENDING IN THE SUPREME COURT.			IPC Section		Description					
			120B		Punishment of criminal conspiracy					
			149		Every member of unlawful assembly guilty of offence committed in prosecution of common object					
			152		Assaulting or obstructing public servant when suppressing riot, etc.					
			153		Wantonly giving provocation with intent to cause riot-if rioting be committed-if not committed					
			168		Public servant unlawfully engaging in trade					
			188		Disobedience to order duly promulgated by public servant					
			302		Murder					
			307		Attempt to murder					
			326		Voluntarily causing grievous hurt by dangerous weapons or means					
Cases (Convicted) -----No Cases----			333		Voluntarily causing grievous hurt to deter public servant from his duty					
			347		Wrongful confinement to extort property, or constrain to illegal act					
			506		criminal intimidation					
S. No.	Name	State/ Dist	Constituency	Party	Age	Serious IPC Counts	No of Cases in which Accused	No. of Cases in which Convicted	Total	
33	BHONSLE SHRIMANT CHH. UDYANRAJE PRATAPSIH	MAHARASHTRA	Satara	NCP	43	2	14	0	14	
Cases (Accused) 1. IPC Sections - 302,143,147,149 , Other Details - Part-5 363/99"Nirdosh Mukтата" Mumbai Highcourt Appeal No 726/2001 2. IPC Sections - 363,452,427,323,504,506,34,3(1)(10) , Other Details - Part-5 427/2004 3. IPC Sections - 143,147,148,353,451,452,506 , Other Details - Part-5 340/2005 120 with 37(1)(3)Bombay Police Act 4. IPC Sections - 451,504,506,507 , Other Details - Part-5 517/2006 5. IPC Sections - 143,147,341 , Other Details - Part-5 72/2006 37(1)/135 Bombay Police Act 6. IPC Sections - 447,323,506,34 , Other Details - Part-5 192/2006			Serious IPC Frequency Table							
			Serious IPC Sections		Number of Times they appear for this candidate					
			302		1					
			363		1					
			Total		2					
			IPC Section		Description					
			34		Acts done by several persons in furtherance of common intention					
			37		Co-operation by doing one of several acts constituting an offence					
			135		Abetment of desertion of soldier, sailor or airman					
			143		Being member of an unlawful assembly					
			147		rioting					
			148		Rioting, armed with deadly weapon					

7. IPC Sections - 143,147,504,506,427 , Other Details - Part-5 98/2007 8. IPC Sections - 143,147,435,355,323,405,427 , Other Details - Part-5 59/2007 9. IPC Sections - 37, 135 , Other Details - Part-6 132/2001 10. IPC Sections - 504,506,34 , Other Details - 1661/2003 11. IPC Sections - 323,504,506,34 , Other Details - 88/2006 12. IPC Sections - , Other Details - 563/2006 CRPC 107 13. IPC Sections - 143,147,149,341,332 with 37,135 , Other Details - Part-5 16/2009 14. IPC Sections - , Other Details - Chapter Case 5/2009 CRPC 107	149		Every member of unlawful assembly guilty of offence committed in prosecution of common object						
	302		Murder						
	323		voluntarily causing hurt						
	332		Voluntarily causing hurt to deter public servant from his duty						
	341		wrongful restraint						
	353		Assault or criminal force to deter public servant from discharge of his duty						
	355		Assault or criminal force with intent to dishonour person, otherwise than on grave provocation						
	363		kidnapping						
	405		Criminal breach of trust						
	427		Mischief causing damage to the amount of fifty rupees						
	435		Mischief by destroying or moving, etc., a land- mark fixed by public authority Mischief by fire or explosive substance with intent to cause damage to amount of one hundred or (in case of agricultural produce) ten rupees						
	447		criminal trespass						
	451		House-trespass in order to commit offence punishable with imprisonment						
	452		House-trespass after preparation for hurt, assault or wrongful restraint						
Cases (Convicted) -----No Cases-----	504		Intentional insult with intent to provoke breach of the peace						
	506		criminal intimidation						
	507		Criminal intimidation by an anonymous communication						
S. No.	Name	State/ Dist	Constituency	Party	Age	Serious IPC Counts	No of Cases in which Accused	No. of Cases in which Convicted	Total
34	RAKESH SACHAN	Fatehpur	SP	53	2	7	0	7	14
			Serious IPC Frequency Table						
			Serious IPC Sections			Number of Times they appear for this candidate			
			307			1			
			364			1			
			Total			2			

Cases (Accused) 1. IPC Sections - 188 , Other Details - 2. IPC Sections - , Other Details - 30 ARMS ACT 3. IPC Sections - 147,323,332,336,353,504 , Other Details - 7 CRIMINAL AMENDMENT ACT 4. IPC Sections - , Other Details - 20/25/30 ARMS ACT 5. IPC Sections - 147,504,506 , Other Details - 6. IPC Sections - 147,149,307,342,506,436,364 , Other Details - 3(2)5 7. IPC Sections - 506,448,427 , Other Details			IPC Section		Description				
			147		rioting				
			149		Every member of unlawful assembly guilty of offence committed in prosecution of common object				
			188		Disobedience to order duly promulgated by public servant				
			307		Attempt to murder				
			323		voluntarily causing hurt				
			332		Voluntarily causing hurt to deter public servant from his duty				
			336		Act endangering life or personal safety of others				
			342		wrongful Confinement				
			353		Assault or criminal force to deter public servant from discharge of his duty				
			364		Kidnapping or abducting in order to murder				
			427		Mischief causing damage to the amount of fifty rupees				
Cases (Convicted) -----No Cases-----			436		Mischief by fire or explosive substance with intent to destroy house, etc.				
			448		house-trespass				
			504		Intentional insult with intent to provoke breach of the peace				
			506		criminal intimidation				
S. No.	Name	State/ Dist	Constituency	Party	Age	Serious IPC Counts	No of Cases in which Accused	No. of Cases in which Convicted	Total
35	MUNDE GOPINATHRAO PAN-DURANG	MAHARASHTRA	Beed	BJP	59	2	4	0	4
Cases (Accused) 1. IPC Sections - 365,341,342,323,506 , Other Details - 3(10)ATTROCITY ACT 2. IPC Sections - 326 , Other Details - 3. IPC Sections - 143,147,148,149,353,323,34 , Other Details - 4. IPC Sections - , Other Details - 3, 25, 35 Arms Act			Serious IPC Frequency Table						
			Serious IPC Sections			Number of Times they appear for this candidate			
			365			1			
			326			1			
			Total			2			
			IPC Section			Description			
			34			Acts done by several persons in furtherance of common intention			
			143			Being member of an unlawful assembly			

Cases (Convicted) -----No Cases----			147	rioting					
			148	Rioting, armed with deadly weapon					
			149	Every member of unlawful assembly guilty of offence committed in prosecution of common object					
			323	voluntarily causing hurt					
			326	Voluntarily causing grievous hurt by dangerous weapons or means					
			341	wrongful restraint					
			342	wrongful Confinement					
			353	Assault or criminal force to deter public servant from discharge of his duty					
			365	Kidnapping or abducting with intent secretly and wrongfully to confine person					
			506	criminal intimidation					
S. No.	Name	State/ Dist	Constituency	Party	Age	Serious IPC Counts	No of Cases in which Accused	No. of Cases in which Convicted	Total
36	ADHALRAO SHIVAJI DATTATRAY	MAHARASHTRA	Shirur	SHS	52	2	4	0	4
Cases (Accused) 1. IPC Sections - 143,147,323,353,504 , Other Details - 132(1)B.P ACT 135 2. IPC Sections - 324,337,341,323,504,506,353,332,307, 333,151,152,153,143,147,149 , Other Details - 3. IPC Sections - 341,143,149 , Other Details - 4. IPC Sections - 188 , Other Details -			Serious IPC Frequency Table						
			Serious IPC Sections			Number of Times they appear for this candidate			
			324			1			
			307			1			
			Total			2			
			IPC Section			Description			
			143			Being member of an unlawful assembly			
			147			rioting			
			149			Every member of unlawful assembly guilty of offence committed in prosecution of common object			
			151			Knowingly joining or continuing in assembly of five or more persons after it has been commanded to disperse			
			152			Assaulting or obstructing public servant when suppressing riot, etc.			
			153			Wantonly giving provocation with intent to cause riot-if rioting be committed-if not committed			
			188			Disobedience to order duly promulgated by public servant			
			307			Attempt to murder			

Cases (Convicted) -----No Cases----			323		voluntarily causing hurt							
			324		Voluntarily causing hurt by dangerous weapons or means							
			332		Voluntarily causing hurt to deter public servant from his duty							
			333		Voluntarily causing grievous hurt to deter public servant from his duty							
			337		Causing hurt by act endangering life or personal safety of others							
			341		wrongful restraint							
			353		Assault or criminal force to deter public servant from discharge of his duty							
			504		Intentional insult with intent to provoke breach of the peace							
			506		criminal intimidation							
S. No.	Name	State/ Dist	Constituency	Party	Age	Serious IPC Counts	No of Cases in which Accused	No. of Cases in which Convicted	Total			
37	SUSHIL KUMAR SINGH	MAHARASHTRA	Shirur	SHS	52	2	4	0	4			
Cases (Accused) 1. IPC Sections - 147, 148, 149, 323, 324, , Other Details - 2. IPC Sections - 147, 148, 149, 337, 323, , Other Details - 3. IPC Sections - 426, 427 , Other Details - 4. IPC Sections - 147, 148, 149, 447, 427, 379 , Other Details -			Serious IPC Frequency Table									
			Serious IPC Sections		Number of Times they appear for this candidate							
			324		1							
			379		1							
			Total		2							
			IPC Section		Description							
			147		rioting							
			148		Rioting, armed with deadly weapon							
			149		Every member of unlawful assembly guilty of offence committed in prosecution of common object							
			323		voluntarily causing hurt							
			324		Voluntarily causing hurt by dangerous weapons or means							
			337		Causing hurt by act endangering life or personal safety of others							
			379		theft							
			Cases (Convicted) -----No Cases----			426		Punished for mischief				
						427		Mischief causing damage to the amount of fifty rupees				
447		criminal trespass										

S. No.	Name	State/ Dist	Constituency	Party	Age	Serious IPC Counts	No of Cases in which Ac-cused	No. of Cases in which Con- victed	Total
38	KHATGAONK PATIL BHASKARRAO BAPURAO	MAHARASH-TRA	Nanded	INC	65	2	4	0	4
Cases (Accused) 1. IPC Sections - 188, 186, 173B, 171B, 171E, 171C, 129, 134 , Other Details - R.P.Act 1951 2. IPC Sections - 188, 171B, 171C , Other Details - 133 R.P.Act, 66, 192, 184, 108, 177 Under Motor Vehicle Act & 134 B.P. Act 3. IPC Sections - , Other Details - 226,227 ARTICLE OF CONSTITUTION OF INDIA SECTION - Passed by SECTION 88 OF CO-OPERATIVE ACT 4. IPC Sections - , Other Details - INQUIRY U/S 88 MAHARASHTRA ,CO-OPRATIVE SOCIETY ACT -1960			Serious IPC Frequency Table						
			Serious IPC Sections			Number of Times they appear for this candidate			
			171B			2			
			Total			2			
			IPC Section			Description			
			129			Public servant negligently suffering such prisoner to escape			
			134			Abetment of such assault, if the as- sault is committed			
			171			Wearing grab or carrying token used by public servant with fraudulent intent			
			171B			Bribery			
			186			Obstructing public servant in discharge of public functions			
Cases (Convicted) -----No Cases-----			188			Disobedience to order duly promulgated by public servant			
			323			voluntarily causing hurt			
			436			Mischief by fire or explosive substance with intent to destroy house, etc.			
S. No.	Name	State/ Dist	Constituency	Party	Age	Serious IPC Counts	No of Cases in which Ac-cused	No. of Cases in which Con- victed	Total
39	SUBHASH BAPURAO WANKHEDE MAHARASHTRA		Hingoli	SHS	46	2	4	0	4
Cases (Accused) 1. IPC Sections - 143,147,436,295,323 , Other Details - 2. IPC Sections - 171(b)(e) , Other Details - 3. IPC Sections - , Other Details - 226,227, ARTICLE OF CONSTITUTION OF INDIA 4. IPC Sections - , Other Details - INQUIRY U/S OF MAHARASHTRA CO-OP SOCIETY ACT 1960			Serious IPC Frequency Table						
			Serious IPC Sections			Number of Times they appear for this candidate			
			295			1			
			171B			1			
			Total			2			
			IPC Section			Description			
			143			Being member of an unlawful assembly			
			147			rioting			
			171B			Bribery			

Cases (Convicted) -----No Cases----			295			Injuring or defiling place of worship with intent to insult the religion of any class			
			323			voluntarily causing hurt			
			436			Mischief by fire or explosive substance with intent to destroy house, etc.			
S. No.	Name	State/ Dist	Constituency	Party	Age	Serious IPC Counts	No of Cases in which Accused	No. of Cases in which Convicted	Total
40	RAKESH PANDEY	UTTAR PRADESH	Ambedkar Nagar	BSP	55	2	3	0	3
Cases (Accused) 1. IPC Sections - 452,506 , Other Details - 2. IPC Sections - 352,504,506 , Other Details - 3. IPC Sections - 364A, 302, 120B, 212 , Other			Serious IPC Frequency Table						
			Serious IPC Sections			Number of Times they appear for this candidate			
			364A			1			
			302			1			
			Total			2			
			IPC Section			Description			
			120B			Punishment of criminal conspiracy			
			212			Hrbouring offender			
			302			Murder			
Cases (Convicted) -----No Cases----			352			assault or criminal force otherwise than on grave provocation			
			364A			Kidnapping for ransom, etc.			
			452			House-trespass after preparation for hurt, assault or wrongful restraint			
			504			Intentional insult with intent to provoke breach of the peace			
			506			criminal intimidation			
S. No.	Name	State/ Dist	Constituency	Party	Age	Serious IPC Counts	No of Cases in which Accused	No. of Cases in which Convicted	Total
41	DARA SINGH CHAUHAN	UTTAR PRADESH	Ghosi	BSP	50	2	2	0	2
Cases (Accused) 1. IPC Sections - 147,148,149,323,504,506,353,332,395,397,412 , Other Details - 7 C.L.A ACT, 27/30 ARMS ACT			Serious IPC Frequency Table						
			Serious IPC Sections			Number of Times they appear for this candidate			
			395			1			
			412			1			

2. IPC Sections - 147 148,323,336,427,353,332,341,504, 506 , Other Details - 7 C.L.A ACT, 3(I)G.P.D ACT			Total		2				
			IPC Section		Description				
			147		rioting				
			148		Rioting, armed with deadly weapon				
			149		Every member of unlawful assembly guilty of offence committed in prosecution of common object				
Cases (Convicted) -----No Cases-----			323		voluntarily causing hurt				
			332		Voluntarily causing hurt to deter public servant from his duty				
			336		Act endangering life or personal safety of others				
			341		wrongful restraint				
			353		Assault or criminal force to deter public servant from discharge of his duty				
			395		dacoity				
			397		Robbery, or dacoity, with attempt to cause death or grievous hurt				
			412		Dishonestly receiving property stolen in the commission of a dacoity				
			427		Mischief causing damage to the amount of fifty rupees				
			504		Intentional insult with intent to provoke breach of the peace				
			506		criminal intimidation				
S. No.	Name	State/ Dist	Constituency	Party	Age	Serious IPC Counts	No of Cases in which Accused	No. of Cases in which Convicted	Total
42	KALIKESH NARAYAN SINGH DEO	ORISSA	Bolangir	BJD	34	2	2	0	2
Cases (Accused)			Serious IPC Frequency Table						
			Serious IPC Sections			Number of Times they appear for this candidate			
			294			2			
			Total			2			
			IPC Section			Description			
			34			Acts done by several persons in furtherance of common intention			
			294			Obscene acts and songs			
			427			Mischief causing damage to the amount of fifty rupees			
Cases (Convicted) -----No Cases-----			448			house-trespass			
			506			criminal intimidation			

S. No.	Name	State/ Dist	Constituency	Party	Age	Serious IPC Counts	No of Cases in which Ac-cused	No. of Cases in which Con-victed	Total
43	SURENDRA SINGH NAGAR	UTTAR PRADESH	Gautam Budhha Nagar	BSP	44	2	2	0	2
Cases (Accused) 1. IPC Sections - , Other Details - 37 MANDI ADHINIUM 2. IPC Sections - 392,411,406 , Other Details			Serious IPC Frequency Table						
			Serious IPC Sections		Number of Times they appear for this candidate				
			392		1				
			411		1				
			Total		2				
			IPC Section		Description				
			392		robbery				
Cases (Convicted) -----No Cases----			406		criminal breach of trust				
			411		Dishonestly receiving stolen property				
S. No.	Name	State/ Dist	Constituency	Party	Age	Serious IPC Counts	No of Cases in which Ac-cused	No. of Cases in which Con-victed	Total
44	VENUGOPALA REDDY MODUGULA	ANDHRA PRADESH	Narasaraopet	TDP	42	2	2	0	2
Cases (Accused) 1. IPC Sections - 147,148,307,324,447,149 , Other Details - 237/86,Mangalagiri Rural PS 2. IPC Sections - 143,341,186 , Other Details - 409/95, 5th Additional Munsif Magistrate			Serious IPC Frequency Table						
			Serious IPC Sections		Number of Times they appear for this candidate				
			307		1				
			324		1				
			Total		2				
			IPC Section		Description				
			143		Being member of an unlawful assembly				
			147		rioting				
			148		Rioting, armed with deadly weapon				
			149		Every member of unlawful assembly guilty of offence committed in prosecution of common object				
			186		Obstructing public servant in discharge of public functions				

Cases (Convicted) -----No Cases----			307			Attempt to murder			
			324			Voluntarily causing hurt by dangerous weapons or means			
			341			wrongful restraint			
			447			criminal trespass			
S. No.	Name	State/ Dist	Constituency	Party	Age	Serious IPC Counts	No of Cases in which Ac-cused	No. of Cases in which Con- victed	Total
45	THIRUMAAVALAVAN, THOL	TAMIL NADU	Chidam-baram	VCK	46	2	2	0	2
Cases (Accused) 1. IPC Sections - 153,153 B , Other Details - 2. IPC Sections - 124, 153, 153 A, 153 B, 295 A, 505 , Other Details -			Serious IPC Frequency Table						
			Serious IPC Sections			Number of Times they appear for this candidate			
			124			1			
			295			1			
			Total			2			
			IPC Section			Description			
			124			Assaulting President, Governor, etc., with intent to compel or restrain the exercise of any lawful power			
Cases (Convicted) -----No Cases----			153			Wantonly giving provocation with intent to cause riot-if rioting be committed-if not committed			
			295			Injuring or defiling place of worship with intent to insult the religion of any class			
			505			Statements conducing to public mischief			
S. No.	Name	State/ Dist	Constituency	Party	Age	Serious IPC Counts	No of Cases in which Ac-cused	No. of Cases in which Con- victed	Total
46	ABDUL MANNAN HOSSAIN	WEST BENGAL	Murshi-dabad	INC	56	2	1	0	1
Cases (Accused) 1. IPC Sections - 147,148,149,332,353,323,427,337,364, 307,506 , Other Details -			Serious IPC Frequency Table						
			Serious IPC Sections			Number of Times they appear for this candidate			
			364			1			
			307			1			
			Total			2			
			IPC Section			Description			
			147			rioting			

			148	Rioting, armed with deadly weapon						
			149	Every member of unlawful assembly guilty of offence committed in prosecution of common object						
			307	Attempt to murder						
			323	voluntarily causing hurt						
			332	Voluntarily causing hurt to deter public servant from his duty						
			337	Causing hurt by act endangering life or personal safety of others						
			353	Assault or criminal force to deter public servant from discharge of his duty						
Cases (Convicted) -----No Cases----			364	Kidnapping or abducting in order to murder						
			427	Mischief causing damage to the amount of fifty rupees						
			506	criminal intimidation						
S. No.	Name	State/ Dist	Constituency	Party	Age	Serious IPC Counts	No of Cases in which Ac-cused	No. of Cases in which Con- victed	Total	
47	PREMDAS	UTTAR PRADESH	Etawah	SP	49	2	1	0	1	
Cases (Accused) 1. IPC Sections - 395,325 , Other Details - 156(3) CRPC			Serious IPC Frequency Table							
			Serious IPC Sections		Number of Times they appear for this candidate					
			395		1					
			325		1					
			Total		2					
			IPC Section		Description					
Cases (Convicted) -----No Cases----			325	voluntarily causing grievous hurt						
			395	dacoity						
S. No.	Name	State/ Dist	Constituency	Party	Age	Serious IPC Counts	No of Cases in which Ac-cused	No. of Cases in which Con- victed	Total	
48	MANIAN O.S	TAMIL NADU	May-iladuthu- rai	AD M K	53	2	1	0	1	
Cases (Accused) 1. IPC Sections - 147, 148, 342, 324, 323, 506(ii), 307 , Other Details - Case no.267/2007, Vedharayam			Serious IPC Frequency Table							

			Serious IPC Sections		Number of Times they appear for this candidate				
			324		1				
			307		1				
			Total		2				
			IPC Section		Description				
			147		rioting				
			148		Rioting, armed with deadly weapon				
			307		Attempt to murder				
Cases (Convicted) -----No Cases-----			323		voluntarily causing hurt				
			324		Voluntarily causing hurt by dangerous weapons or means				
			342		wrongful Confinement				
S. No.	Name	State/ Dist	Constituency	Party	Age	Serious IPC Counts	No of Cases in which Accused	No. of Cases in which Convicted	Total
49	RADHEY MOHAN SINGH	UTTAR PRADESH	Ghazipur	SP	43	2	1	0	1
Cases (Accused) 1. IPC Sections - 147, 148, 149, 307, 323, 325, 504, 506 , Other Details - 7 Criminal Law Amendment Act			Serious IPC Frequency Table						
			Serious IPC Sections		Number of Times they appear for this candidate				
			307		1				
			325		1				
			Total		2				
			IPC Section		Description				
			147		rioting				
			148		Rioting, armed with deadly weapon				
			149		Every member of unlawful assembly guilty of offence committed in prosecution of common object				
			307		Attempt to murder				
			323		voluntarily causing hurt				
			325		voluntarily causing grievous hurt				
			504		Intentional insult with intent to provoke breach of the peace				
			506		criminal intimidation				
Cases (Convicted) -----No Cases-----			325		voluntarily causing grievous hurt				
			504		Intentional insult with intent to provoke breach of the peace				
			506		criminal intimidation				

S. No.	Name	State/ Dist	Constituency	Party	Age	Serious IPC Counts	No of Cases in which Accused	No. of Cases in which Convicted	Total
50	DINUBHAI BOGHABHAI SOLANKI	GUJARAT	Juna-gadh	BJP	51	2	1	0	1
Cases (Accused) 1. IPC Sections - 143, 147, 148, 149, 325, 324, 323, 504, 506(2) , Other Details - BOMBAY POLICE ACT SECTION 135 FIR NO. I-198/2005,KODINAR POLICE STATION. JUD. MEGISTRATE FIRST CLASS KODINAR, CASE NO. 505/07 CASE IS PENDING			Serious IPC Frequency Table						
			Serious IPC Sections		Number of Times they appear for this candidate				
			325		1				
			324		1				
			Total		2				
			IPC Section		Description				
			143		Being member of an unlawful assembly				
			147		rioting				
			148		Rioting, armed with deadly weapon				
			149		Every member of unlawful assembly guilty of offence committed in prosecution of common object				
Cases (Convicted) -----No Cases----			323		voluntarily causing hurt				
			324		Voluntarily causing hurt by dangerous weapons or means				
			325		voluntarily causing grievous hurt				
			504		Intentional insult with intent to provoke breach of the peace				
S. No.	Name	State/ Dist	Constituency	Party	Age	Serious IPC Counts	No of Cases in which Accused	No. of Cases in which Convicted	Total
51	CHANDRAKANT KHAIRE	MAHARASHTRA	Aurangabad	SHS	57	1	16	0	16
Cases (Accused) 1. IPC Sections - 147,342,353 , Other Details - 2. IPC Sections - 147,149,148, , Other Details - 3. IPC Sections - 143,147,148,427,323,504,, Other Details - 7 & 1,135 bp act 4. IPC Sections - 188 , Other Details - 135 bp act 5. IPC Sections - 343,34 , Other Details - 6. IPC Sections - 188 , Other Details - 3,4 ACT			Serious IPC Frequency Table						
			Serious IPC Sections		Number of Times they appear for this candidate				
			343		1				
			Total		1				
			IPC Section		Description				
			34		Acts done by several persons in furtherance of common intention				
			143		Being member of an unlawful assembly				
			147		rioting				

7. IPC Sections - , Other Details - 134,135 bp act 8. IPC Sections - , Other Details - 134,135 bp act 9. IPC Sections - , Other Details - 135 bp act 10. IPC Sections - , Other Details - 37(3)135 BP Act 11. IPC Sections - , Other Details - 188 bp act 12. IPC Sections - , Other Details - 37(1)(3),135,136,134 bp act 13. IPC Sections - 143,341, , Other Details - 135 bp act 14. IPC Sections - 143,341 , Other Details - 132 bp act 15. IPC Sections - , Other Details - 135 B.P. Act 16. IPC Sections - , Other Details - Case No. 252/05			148		Rioting, armed with deadly weapon					
			149		Every member of unlawful assembly guilty of offence committed in prosecution of common object					
			188		Disobedience to order duly promulgated by public servant					
			323		voluntarily causing hurt					
			341		wrongful restraint					
			342		wrongful Confinement					
			343		Wrongful confinement for three or more days					
			353		Assault or criminal force to deter public servant from discharge of his duty					
			Cases (Convicted) -----No Cases-----			427		Mischief causing damage to the amount of fifty rupees		
504		Intentional insult with intent to provoke breach of the peace								
S. No.	Name	State/ Dist	Constituency	Party	Age	Serious IPC Counts	No of Cases in which Accused	No. of Cases in which Convicted	Total	
52	N. DHARAMSINGH	KARNATAKA	Bidar	INC	73	1	5	0	5	
Cases (Accused) 1. IPC Sections - IPC 499,500,501and 502 , Other Details - A private Criminal Complaint Filed Before VIII CMM,Bangalore Under section 200 CRPC for the offences Punishable under section 499,500,501and 502 of IPC. Case No PCR 1450 of 2005 (CC 13146 of 2005) Stay Details: A private criminal complaint has been filed before the VIII additional CMM Bangalore as detailed above. The very initiation of the proceeding and taking cognizance, has been challenged by me, by filing a criminal petition number 2128 of 2005 under section 482 CRPC, in the Hon’ble High Court of Karnataka. The Hon’ble High Court of Karnataka by its order dated 3/06/2005 was pleased to admit the petition and pending hearing granted an Interim Order of Stay of further proceedings. Again on 2/09/2005, the High Court ordered “Interim order to continue”. The stay order is operating.			Serious IPC Frequency Table							
			Serious IPC Sections		Number of Times they appear for this candidate					
			171F		1					
			Total		1					
			IPC Section		Description					
			43		Illegal, Legally bound to do					
			143		Being member of an unlawful assembly					
			147		rioting					
			171F		undue influence or personation at an election					
			188		Disobedience to order duly promulgated by public servant					
			499		Defamation					

2. IPC Sections - IPC 143,147,188 , Other Details - Cr No 173/2008 under IPC section 143,147,188 read with 149,127(B) OF IMV ACT AND 171(E)			500			defamation			
3. IPC Sections - IPC sec 43,147,188,124(B) , Other Details - CR No.145/2008 Under Section 188 read with Section 34 and IPC sec 43,147,188,124(B)and of IMV act									
4. IPC Sections- IPC 188 , Other Details- CR NO 179/2008 Under IPC sec 188 read with sec 34 and sec171(E)									
5. IPC Sections - IPC 143,147,188 and 171(F) , Other Details - CR NO.172/2008 under IPC sec 143,147,188and 171(F)read with 149 IPC and 127(B)of IMV Act									
Cases (Convicted) -----No Cases----			502			Sale of printed or engraved substance containing defamatory matter			
S. No.	Name	State/ Dist	Constituency	Party	Age	Serious IPC Counts	No of Cases in which Accused	No. of Cases in which Convicted	Total
53	TAPAS PAUL	WEST BENGAL	Krishnanagar	AITC	51	1	5	0	5
Cases (Accused)			Serious IPC Frequency Table						
1. IPC Sections - 147, 148, 427, 380, 448 , Other Details - Case No 79/05			Serious IPC Sections		Number of Times they appear for this candidate				
2. IPC Sections - 188,34 , Other Details - Case No. 137/09 dt 09/04/09			380		1				
3. IPC Sections - , Other Details - 121(4) W.B. MUNICIPAL ACT			Total		1				
4. IPC Sections - , Other Details - 121(4) W.B. MUNICIPAL ACT									
5. IPC Sections - , Other Details - 121(4) W.B. MUNICIPAL ACT			IPC Section		Description				
			34		Acts done by several persons in furtherance of common intention				
			147		rioting				
			148		Rioting, armed with deadly weapon				
			188		Disobedience to order duly promulgated by public servant				
			380		Theft in dwelling house, etc.				
Cases (Convicted) -----No Cases----			427		Mischief causing damage to the amount of fifty rupees				
			448		house-trespass				
S. No.	Name	State/ Dist	Constituency	Party	Age	Serious IPC Counts	No of Cases in which Accused	No. of Cases in which Convicted	Total
54	BHAKTA CHARAN DAS	ORISSA	Kalahandi	INC	52	1	4	0	4

Cases (Accused) 1. IPC Sections - 448,294,355, 34 , Other Details - 2. IPC Sections - 143,283,186 , Other Details - 1/2004 3. IPC Sections - , Other Details - 112,123 Motor vehicle Act 4. IPC Sections - , Other Details - 112,125 Motor Vehicle Act			Serious IPC Frequency Table							
			Serious IPC Sections			Number of Times they appear for this candidate				
			294			1				
			Total			1				
			IPC Section			Description				
			34			Acts done by several persons in furtherance of common intention				
			143			Being member of an unlawful assembly				
			186			Obstructing public servant in discharge of public functions				
			283			Danger or obstruction in public way or line of navigation				
			294			Obscene acts and songs				
Cases (Convicted) -----No Cases----			355			Assault or criminal force with intent to dishonour person, otherwise than on grave provocation				
			448			house-trespass				
S. No.	Name	State/ Dist	Constituency	Party	Age	Serious IPC Counts	No of Cases in which Accused	No. of Cases in which Convicted	Total	
55	DANVE RAOSAHEB DADARAO	MAHARASHTRA	Jalna	BJP	56	1	3	0	3	
Cases (Convicted) -----No Cases---- 1. IPC Sections - , Other Details - 133 people representation act 2. IPC Sections - 323,325,504,34 , Other Details - 3. IPC Sections - , Other Details - 135 bombay police act			Serious IPC Frequency Table							
			Serious IPC Sections			Number of Times they appear for this candidate				
			325			1				
			Total			1				
			IPC Section			Description				
			34			Acts done by several persons in furtherance of common intention				
			323			voluntarily causing hurt				
			325			voluntarily causing grievous hurt				
			504			Intentional insult with intent to provoke breach of the peace				
Cases (Convicted) -----No Cases----			325			voluntarily causing grievous hurt				
			504			Intentional insult with intent to provoke breach of the peace				

S. No.	Name	State/ Dist	Constituency	Party	Age	Serious IPC Counts	No of Cases in which Ac-cused	No. of Cases in which Con-victed	Total
56	K SUDHAKARAN KAVINTE ARIKATHU	KERALA	Kannur	INC	60	1	3	0	3
			Serious IPC Frequency Table						
			Serious IPC Sections			Number of Times they appear for this candidate			
			254			1			
			Total			1			
			IPC Section			Description			
			6			Definitions in the Code to be understood subject to exceptions			
			103			When the right of private defence of property extends to causing death			
			120B			Punishment of criminal conspiracy			
			143			Being member of an unlawful assembly			
			147			rioting			
			254			Delivery of coin as genuine, which, when first possess, the deliverer did not know to be altered			
			341			wrongful restraint			
			353			Assault or criminal force to deter public servant from discharge of his duty			
			506			criminal intimidation			
S. No.	Name	State/ Dist	Constituency	Party	Age	Serious IPC Counts	No of Cases in which Ac-cused	No. of Cases in which Con-victed	Total
57	GUDDU PREMCHAND	MADHYA PRADESH	Ujjain	INC	41	1	3	0	3
Cases (Accused) 1. IPC Sections - 353 , Other Details - 2. IPC Sections - 188, 201 , Other Details - 123(3), 127(A) P R Act 3. IPC Sections - 325 , Other Details -			Serious IPC Frequency Table						
			Serious IPC Sections			Number of Times they appear for this candidate			
			325			1			
			Total			1			
			IPC Section			Description			
			188			Disobedience to order duly promulgated by public servant			
			201			Causing disappearance of evidence of offence, or giving false information to screen offender			

Cases (Convicted) -----No Cases-----			325			voluntarily causing grievous hurt			
			353			Assault or criminal force to deter public servant from discharge of his duty			
S. No.	Name	State/ Dist	Constituency	Party	Age	Serious IPC Counts	No of Cases in which Accused	No. of Cases in which Convicted	Total
58	H D KUMARA SWAMY	KARNATAKA	Bangalore Rural	JD(S)	50	1	3	0	3
Cases (Accused) 1. IPC Sections - 295(A), 298, 504 , Other Details - 2. IPC Sections - , Other Details - 126 R.P. Act 3. IPC Sections - 500 , Other Details -			Serious IPC Frequency Table						
			Serious IPC Sections			Number of Times they appear for this candidate			
			295A			1			
			Total			1			
			IPC Section			Description			
			295A			Deliberate and malicious acts, intended to outrage religious feelings or any class by insulting its religion or religious beliefs			
			298			Uttering, words, etc., with deliberate intent to wound the religious feelings of any person			
Cases (Convicted) -----No Cases-----			500			defamation			
			504			Intentional insult with intent to provoke breach of the peace			
S. No.	Name	State/ Dist	Constituency	Party	Age	Serious IPC Counts	No of Cases in which Accused	No. of Cases in which Convicted	Total
59	KIRTI AZAD	BIHAR	Darbhanga	BJP	48	1	3	0	3
Cases (Accused) 1. IPC Sections - 144,353,427,504, , Other Details - 2. IPC Sections - 171(H), 188,120B , Other Details - 125, 133 R.P Act 3. IPC Sections - 188 , Other Details - 133 R.P.Act			IPC Section			Description			
			120B			Punishment of criminal conspiracy			
			144			Joining unlawful assembly armed with deadly weapon			
			171H			Illegal payments in connection with an election			
			188			Disobedience to order duly promulgated by public servant			
			353			Assault or criminal force to deter public servant from discharge of his duty			
			427			Mischief causing damage to the amount of fifty rupees			
Cases (Convicted) -----No Cases-----			504			Intentional insult with intent to provoke breach of the peace			

S. No.	Name	State/ Dist	Constituency	Party	Age	Serious IPC Counts	No of Cases in which Ac-cused	No. of Cases in which Con-victed	Total
60	ASHOK TANWAR	HARYANA	Sirsa	INC	33	1	2	0	2
Cases (Accused) 1. IPC Sections - 143,188,171F,332,353,504,506,427 , Other Details - 192,196,181,207 M.V.Act, 151CR.P.C. 2. IPC Sections - 188 , Other Details -			Serious IPC Frequency Table						
			Serious IPC Sections		Number of Times they appear for this candidate				
			171F		1				
			Total		1				
			IPC Section		Description				
			143		Being member of an unlawful as-sembly				
			171F		undue influence or personation at an election				
			188		Disobedience to order duly promul-gated by public servant				
			332		Voluntarily causing hurt to deter public servant from his duty				
			353		Assault or criminal force to deter public servant from discharge of his duty				
						427		Mischief causing damage to the amount of fifty rupees	
504		Intentional insult with intent to pro-voke breach of the peace							
506		criminal intimidation							
S. No.	Name	State/ Dist	Constituency	Party	Age	Serious IPC Counts	No of Cases in which Ac-cused	No. of Cases in which Con-victed	Total
61	GHANSYAM ANURAGI	UTTAR PRADESH	Jalaun	SP	35	1	2	0	2
Cases (Accused) 1. IPC Sections - 147,148,149,504,506,171C,365,323 , Other Details - 3(1)(5) 2. IPC Sections - 147,504,506 , Other Details - 7 CRIMI-NAL LAW ACT			Serious IPC Frequency Table						
			Serious IPC Sections		Number of Times they appear for this candidate				
			365		1				
			Total		1				
			IPC Section		Description				
			147		rioting				
			148		Rioting, armed with deadly weapon				
			149		Every member of unlawful assem-bly guilty of offence committed in prosecution of common object				

Cases (Convicted) -----No Cases----			171			Wearing grab or carrying token used by public servant with fraudulent intent				
			323			voluntarily causing hurt				
			365			Kidnapping or abducting with intent secretly and wrongfully to confine person				
			504			Intentional insult with intent to provoke breach of the peace				
			506			criminal intimidation				
S. No.	Name	State/ Dist	Constituency	Party	Age	Serious IPC Counts	No of Cases in which Accused	No. of Cases in which Convicted	Total	
62	SIVAKUMAR @ J.K. RITHEESH. K	TAMIL NADU	Ramanathapuram	DMK	36	1	2	0	2	
Cases (Accused) 1. IPC Sections - 147, 148, 307 , Other Details - 3 TNPPDL ACT 2. IPC Sections - 188, 143, 506, 1 , Other Details -			Serious IPC Frequency Table							
			Serious IPC Sections			Number of Times they appear for this candidate				
			307			1				
			Total			1				
Cases (Convicted) -----No Cases----			IPC Section		Description					
			1		Title and extent of operation of the Code					
			143		Being member of an unlawful assembly					
			147		rioting					
			148		Rioting, armed with deadly weapon					
			188		Disobedience to order duly promulgated by public servant					
			307		Attempt to murder					
			506		criminal intimidation					
S. No.	Name	State/ Dist	Constituency	Party	Age	Serious IPC Counts	No of Cases in which Accused	No. of Cases in which Convicted	Total	
63	R. K. SINGH PATEL	UTTAR PRADESH	Banda	SP	49	1	2	0	2	
Cases (Accused) 1. IPC Sections - 147,148,149,307,216A, , Other Details - 2. IPC Sections - 353,352,506,136(2) , Other Details -			Serious IPC Frequency Table							
			Serious IPC Sections			Number of Times they appear for this candidate				
			307			1				
			Total			1				

			IPC Section		Description				
			147		rioting				
			148		Rioting, armed with deadly weapon				
			149		Every member of unlawful assembly guilty of offence committed in prosecution of common object				
			216A		Penalty for harbouring robbers or dacoits				
			307		Attempt to murder				
			352		assault or criminal force otherwise than on grave provocation				
Cases (Convicted) -----No Cases----			353		Assault or criminal force to deter public servant from discharge of his duty				
			506		criminal intimidation				
S. No.	Name	State/ Dist	Constituency	Party	Age	Serious IPC Counts	No of Cases in which Ac-cused	No. of Cases in which Con-victed	Total
64	SEMMALAI S	TAMIL NADU	Karur	AD MK	62	1	2	0	2
Cases (Accused) 1. IPC Sections - 498(A),406,307 , Other Details - 2. IPC Sections - 143,341,188 , Other Details - 2,3 TNPPD ACT, 7(1)(a)CLA ACT			Serious IPC Frequency Table						
			Serious IPC Sections		Number of Times they appear for this candidate				
			307		1				
			Total		1				
			IPC Section		Description				
			143		Being member of an unlawful assembly				
			188		Disobedience to order duly promulgated by public servant				
			307		Attempt to murder				
			341		wrongful restraint				
Cases (Convicted) -----No Cases----			406		criminal breach of trust				
			498A		Husband or relative of husband of a woman subjecting her to cruelty				
S. No.	Name	State/ Dist	Constituency	Party	Age	Serious IPC Counts	No of Cases in which Ac-cused	No. of Cases in which Con-victed	Total
65	TAMBIDURAI.M	TAMIL NADU	Karur	AD MK	62	1	2	0	2

Cases (Accused) 1. IPC Sections - 143,341,181 , Other Details - 7(1)(A) CLA ACT 2. IPC Sections - 147,188 , Other Details - 7(1)(A) CLA ACT			Serious IPC Frequency Table						
			Serious IPC Sections		Number of Times they appear for this candidate				
			181		1				
			Total		1				
			IPC Section		Description				
			143		Being member of an unlawful assembly				
			147		rioting				
Cases (Convicted) -----No Cases-----			181		False statement on oath or affirmation to public servant or person authorized to administer an oath or affirmation				
			188		Disobedience to order duly promulgated by public servant				
			341		wrongful restraint				
S. No.	Name	State/ Dist	Constituency	Party	Age	Serious IPC Counts	No of Cases in which Ac-cused	No. of Cases in which Con-victed	Total
66	ANGADI SURESH CHANNABASAPPA	KARNATAKA	Belgaum	BJP	55	1	2	0	2
Cases (Accused)			IPC Section		Description				
			153A		Promoting enmity between different groups on grounds of religion, race, place of birth, residence, language, etc., and doing acts prejudicial to maintenance of harmony				
Cases (Convicted) -----No Cases-----			171		Wearing grab or carrying token used by public servant with fraudulent intent				

S. No.	Name	State/ Dist	Constituency	Party	Age	Serious IPC Counts	No of Cases in which Ac-cused	No. of Cases in which Con- victed	Total
67	NAVJOT SINGH SIDHU	PUNJAB	Amritsar	BJP	45	1	0	1	1
Cases (Accused) 1. IPC Sections - 302,323,34 , Other Details - FIR No.244 Cr.M.P No.490 of 2007,59 of 2007. (Supreme Court suspended sentence and conviction and stayed the conviction)			Serious IPC Frequency Table						
			Serious IPC Sections			Number of Times they appear for this candidate			
			302			1			
			Total			1			
			IPC Section			Description			
			34			Acts done by several persons in furtherance of common intention			
Cases (Convicted) -----No Cases----			302			Murder			
			323			voluntarily causing hurt			
S. No.	Name	State/ Dist	Constituency	Party	Age	Serious IPC Counts	No of Cases in which Ac-cused	No. of Cases in which Con- victed	Total
67	NAVJOT SINGH SIDHU	PUNJAB	Amritsar	BJP	45	1	0	1	1
Cases (Accused) -----No Cases----			Serious IPC Frequency Table						
			Serious IPC Sections			Number of Times they appear for this candidate			
			153A			1			
			Total			1			
Cases (Convicted) IPC Sections - 302,323,34 , Other Details - FIR No.244 Cr.M.P No.490 of 2007,59 of 2007. (Supreme Court suspended sentence and conviction and stayed the conviction)			IPC Section			Description			
			34			Acts done by several persons in furtherance of common intention			
			302			Murder			
			323			voluntarily causing hurt			
S. No.	Name	State/ Dist	Constituency	Party	Age	Serious IPC Counts	No of Cases in which Ac-cused	No. of Cases in which Con- victed	Total
68	DR. MURLI MANOHAR JOSHI	UTTAR PRADESH	Varanasi	BJP	73	1	1	0	1
Cases (Accused) 1. IPC Sections - 147,149,153A,153B,505 , Other Details -			Serious IPC Frequency Table						
			Serious IPC Sections			Number of Times they appear for this candidate			
			153A			1			
			Total			1			
			IPC Section			Description			
			147			rioting			

			149			Every member of unlawful assembly guilty of offence committed in prosecution of common object			
			153A			Promoting enmity between different groups on grounds of religion, race, place of birth, residence, language, etc., and doing acts prejudicial to maintenance of harmony			
Cases (Convicted) -----No Cases-----			153B			Imputations, assertions prejudicial to national-integration			
			505			Statements conducing to public mischief			
S. No.	Name	State/ Dist	Constituency	Party	Age	Serious IPC Counts	No of Cases in which Accused	No. of Cases in which Convicted	Total
69	AMBICA BANERJEE	WEST BENGAL	Howrah	AITC	82	1	1	0	1
Cases (Accused) 1. IPC Sections - 147, 148, 149, 427, 325, 506 , Other Details - Case no. 53/98 dt-01.03.98			Serious IPC Frequency Table						
			Serious IPC Sections			Number of Times they appear for this candidate			
			325			1			
			Total			1			
			IPC Section			Description			
			147			rioting			
			148			Rioting, armed with deadly weapon			
			149			Every member of unlawful assembly guilty of offence committed in prosecution of common object			
Cases (Convicted) -----No Cases-----			325			voluntarily causing grievous hurt			
			427			Mischief causing damage to the amount of fifty rupees			
			506			criminal intimidation			
S. No.	Name	State/ Dist	Constituency	Party	Age	Serious IPC Counts	No of Cases in which Accused	No. of Cases in which Convicted	Total
70	LALKRISHNA KISHANCHAND ADVANI	GUJARAT	Gandhi-nagar	BJP	81	1	1	0	1
Cases (Accused) 1. IPC Sections - 147, 149, 153A, 153B, 505 , Other Details -			Serious IPC Frequency Table						
			Serious IPC Sections			Number of Times they appear for this candidate			
			153A			1			
			Total			1			

Cases (Convicted) -----No Cases----			IPC Section		Description					
			147		rioting					
			149		Every member of unlawful assembly guilty of offence committed in prosecution of common object					
			153A		Promoting enmity between different groups on grounds of religion, race, place of birth, residence, language, etc., and doing acts prejudicial to maintenance of harmony					
			153B		Imputations, assertions prejudicial to national-integration					
			505		Statements conducing to public mischief					
S. No.	Name	State/ Dist	Constituency	Party	Age	Serious IPC Counts	No of Cases in which Accused	No. of Cases in which Convicted	Total	
71	NALIN KUMAR KATEEL	KARNATAKA	Dakshina Kannada	BJP	42	1	1	0	1	
Cases (Accused) 1. IPC Sections - 120B, 153, 153A,153(B), 504,501,506II, 34C , Other Details - crime no: 55/09; dated 7/3/2009 on the basis of complaint dated : 04/03/2009 Police station : Sullia. district Dakshin Kannada			Serious IPC Frequency Table							
			Serious IPC Sections		Number of Times they appear for this candidate					
			153A		1					
			Total		1					
			IPC Section		Description					
			34		Acts done by several persons in furtherance of common intention					
			120B		Punishment of criminal conspiracy					
Cases (Convicted) -----No Cases----			153		Wantonly giving provocation with intent to cause riot-if rioting be committed-if not committed					
			153A		Promoting enmity between different groups on grounds of religion, race, place of birth, residence, language, etc., and doing acts prejudicial to maintenance of harmony					
			153B		Imputations, assertions prejudicial to national-integration					
			501		Printing or engraving matter known to be defamatory					
			504		Intentional insult with intent to provoke breach of the peace					

S. No.	Name	State/ Dist	Constituency	Party	Age	Serious IPC Counts	No of Cases in which Ac-cused	No. of Cases in which Con-victed	Total
72	GANDHI DILIPKUMAR MANSUKHLAL	MAHARASH-TRA	Ahmed-nagar	BJP	59	1	1	0	1
Cases (Accused) 1. IPC Sections - 93,143,147,148,149,123,337,341,427,504,506 , Other Details - BOMBAY POLICE ACT 37 (1) (3) 135			Serious IPC Frequency Table						
			Serious IPC Sections		Number of Times they appear for this candidate				
			123		1				
			Total		1				
			IPC Section		Description				
			93		Communication made in good faith				
			123		Concealing with intent to facilitate design to wage war				
			143		Being member of an unlawful as-sembly				
			147		rioting				
			148		Rioting, armed with deadly weapon				
			149		Every member of unlawful assem-bly guilty of offence committed in prosecution of common object				
			337		Causing hurt by act endangering life or personal safety of others				
			341		wrongful restraint				
			Cases (Convicted) -----No Cases-----			427		Mischief causing damage to the amount of fifty rupees	
504		Intentional insult with intent to provoke breach of the peace							
506		criminal intimidation							

S. No.	Name	State/ Dist	Constituency	Party	Age	Serious IPC Counts	No of Cases in which Ac-cused	No. of Cases in which Con-victed	Total
73	B. JHANSI	ANDHRA PRADESH	Viziana-garam	INC	45	1	1	0	1
Cases (Accused) 1. IPC Sections - 177 , Other Details - cc-263/2008 special judical 1st magisitrte (excise) vizianaram 33(A),125(A) OF REPRESENTATION OF PEOPLES ACT			Serious IPC Frequency Table						
			Serious IPC Sections		Number of Times they appear for this candidate				
			177		1				
			Total		1				

Cases (Convicted) -----No Cases----			IPC Section			Description			
			177			Furnishing false information			
S. No.	Name	State/ Dist	Constituency	Party	Age	Serious IPC Counts	No of Cases in which Ac-cused	No. of Cases in which Con- victed	Total
74	DHANANJAY SINGH	UTTAR PRADESH	Jaunpur	BSP	33	1	1	0	1
Cases (Accused)			Serious IPC Frequency Table						
1. IPC Sections - 120B,302 , Other Details - 3(1) 5 SC/ST ACT			Serious IPC Sections			Number of Times they appear for this candidate			
			302			1			
			Total			1			
			IPC Section			Description			
Cases (Convicted) -----No Cases----			120B			Punishment of criminal conspiracy			
			302			Murder			
S. No.	Name	State/ Dist	Constituency	Party	Age	Serious IPC Counts	No of Cases in which Ac-cused	No. of Cases in which Con- victed	Total
75	RAJNATH SINGH	UTTAR PRADESH	Ghazia- bad	BJP	57	1	1	0	1
Cases (Accused)			Serious IPC Frequency Table						
1. IPC Sections - 153A/153B/505 , Other Details - 123 AND 125 REPRESENTATION OF PEOPLE ACT			Serious IPC Sections			Number of Times they appear for this candidate			
			153A			1			
			Total			1			
			IPC Section			Description			
Cases (Convicted) -----No Cases----			153A			Promoting enmity between different groups on grounds of religion, race, place of birth, residence, language, etc., and doing acts prejudicial to maintenance of harmony			
			153B			Imputations, assertions prejudicial to national-integration			
			505			Statements conducing to public mischief			
S. No.	Name	State/ Dist	Constituency	Party	Age	Serious IPC Counts	No of Cases in which Ac-cused	No. of Cases in which Con- victed	Total
76	ADHIKARI SISIR KUMAR	WEST BENGAL	Kanthi	AITC	69	1	1	0	1

Cases (Accused) 1. IPC Sections - 147,148,149,323,379,427 , Other De- tails - Gr 1138/81			Serious IPC Frequency Table						
			Serious IPC Sections			Number of Times they appear for this candidate			
			379			1			
			Total			1			
			IPC Section			Description			
			147			rioting			
			148			Rioting, armed with deadly weapon			
Cases (Convicted) -----No Cases-----			149			Every member of unlawful assembly guilty of offence committed in prosecution of common object			
			323			voluntarily causing hurt			
			379			theft			
			427			Mischief causing damage to the amount of fifty rupees			
S. No.	Name	State/ Dist	Constituency	Party	Age	Serious IPC Counts	No of Cases in which Ac-cused	No. of Cases in which Con-victed	Total
77	AHIR HANSARAJ GANGARAM	MAHARASH-TRA	Chandra-pur	BJP	54	0	30	0	1
Cases (Accused) 1. IPC Sections - 147,149,136,151,152,506,332,427,153, 341,436 , Other Details - 135,294,337,427,131,143,18 8,341,186 B.P.Act & D.P.P Act 2. IPC Sections - , Other Details - 45/1987 3. IPC Sections - , Other Details - 12467/1990 4. IPC Sections - , Other Details - 8600/2000 5. IPC Sections - , Other Details - 6635/1988 6. IPC Sections - , Other Details - 1239/2000 7. IPC Sections - , Other Details - 3901/2000 8. IPC Sections - , Other Details - 4270/2000 9. IPC Sections - , Other Details - 2998/2001 10. IPC Sections - , Other Details - 1003/2002 11. IPC Sections - , Other Details - 10218/2004 12. IPC Sections - , Other Details - 9492/2004 13. IPC Sections - , Other Details - 436/2004 14. IPC Sections - , Other Details - 7683/2000 15. IPC Sections - , Other Details - 10564/2005 16. IPC Sections - , Other Details - 2757/2000 17. IPC Sections - , Other Details - 2951/2001 18. IPC Sections - , Other Details - 1885/2002 19. IPC Sections - , Other Details - 14965/2003 20. IPC Sections - , Other Details - 14833/2003			IPC Section		Description				
			136		Harbouring deserter				
			147		rioting				
			149		Every member of unlawful assembly guilty of offence committed in prosecution of common object				
			151		Knowingly joining or continuing in assembly of five or more persons after it has been commanded to disperse				

21. IPC Sections - , Other Details - 328/2000 22. IPC Sections - , Other Details - 326/2000 23. IPC Sections - , Other Details - 3748/1999 24. IPC Sections - , Other Details - 5/2000 25. IPC Sections - , Other Details - 427/2001 26. IPC Sections - , Other Details - 253/1998 27. IPC Sections - , Other Details - 640/1998 28. IPC Sections - , Other Details - 5795/2002 29. IPC Sections - , Other Details - 2899/2007 30. IPC Sections - , Other Details - 2539/2007			152		Assaulting or obstructing public servant when suppressing riot, etc.				
			153		Wantonly giving provocation with intent to cause riot-if rioting be committed-if not committed				
			332		Voluntarily causing hurt to deter public servant from his duty				
			341		wrongful restraint				
			427		Mischief causing damage to the amount of fifty rupees				
			436		Mischief by fire or explosive substance with intent to destroy house, etc.				
			506		criminal intimidation				
Cases (Convicted) -----No Cases----									
S. No.	Name	State/ Dist	Constituency	Party	Age	Serious IPC Counts	No of Cases in which Ac-cused	No. of Cases in which Con-victed	Total
78	N CHALUVARAYASWAMY	KARNATAKA	Mandya	JD(S)	49	0	15	0	1
Cases (Accused)			IPC Section		Description				
IPC Sections - , Other Details - WP9196/09									
IPC Sections - , Other Details - WP9197/09									
IPC Sections - , Other Details - WP9198/09									
IPC Sections - , Other Details - WP9199/09									
IPC Sections - , Other Details - WP9200/09									
IPC Sections - , Other Details - WP9201/09									
IPC Sections - , Other Details - WP9202/09									
IPC Sections - , Other Details - WP9203/09									
IPC Sections - , Other Details - WP9204/09									
IPC Sections - , Other Details - WP9205/09									
IPC Sections - , Other Details - WP9206/09									
IPC Sections - , Other Details - WP9207/09									
IPC Sections - , Other Details - RP.No.107 APP. NO.6043/06									
IPC Sections - , Other Details - RP.No.107 APP. NO.6044/06									
Cases (Convicted) -----No Cases----									
S. No.	Name	State/ Dist	Constituency	Party	Age	Serious IPC Counts	No of Cases in which Ac-cused	No. of Cases in which Con-victed	Total
79	Tathagata Satpathy	ORISSA	Dhenkanal	BJD	53	0	15	0	1

Cases (Accused)			IPC Section		Description				
1. IPC Sections - 500 , 501 , Other Details - 2. IPC Sections - 500,501 , Other Details - 3. IPC Sections - 500,501 , Other Details - 4. IPC Sections - 500,501 , Other Details - 5. IPC Sections - 500,501 , Other Details - 6. IPC Sections - 500,501 , Other Details - 7. IPC Sections - 500,501 , Other Details - 8. IPC Sections - 500,501 , Other Details - 9. IPC Sections - 500,501 , Other Details - 10. IPC Sections - 500,501 , Other Details - 11. IPC Sections - 500,501 , Other Details - 12. IPC Sections - 500,501 , Other Details - 13. IPC Sections - 500,501 , Other Details - 14. IPC Sections - 500,501 , Other Details - 15. IPC Sections - 500,501 , Other Details -			500		defamation				
Cases (Convicted) -----No Cases----			501		Printing or engraving matter known to be defamatory				
S. No.	Name	State/ Dist	Constituency	Party	Age	Serious IPC Counts	No of Cases in which Accused	No. of Cases in which Convicted	Total
80	JADHAV PRATAPRAO GANPATRAO	MAHARASHTRA	Buld-hana	SHS	49	0	10	0	1
Cases (Accused)			IPC Section		Description				
1. IPC Sections - , Other Details - BOMBAY POLICE ACT 135			500		defamation				
2. IPC Sections - , Other Details - BOMBAY POLICE ACT 135			501		Printing or engraving matter known to be defamatory				
3. IPC Sections - , Other Details - LIQUOR ACT 61(1),70,81,83,108									
4. IPC Sections - , Other Details - LIQUOR ACT 61(1),70,81,83,108									
5. IPC Sections - , Other Details - LIQUOR ACT 61(1),70,81,83,108									
6. IPC Sections - , Other Details - LIQUOR ACT 61(1),70,81,83,108									
7. IPC Sections - , Other Details - LIQUOR ACT 61(1),70,81,83,108									
8. IPC Sections - , Other Details - LIQUOR ACT 61(1),70,81,83,108									
9. IPC Sections - , Other Details - LIQUOR ACT 61(1),70,81,83,108									
10. IPC Sections - , Other Details - LIQUOR ACT 61(1),70,81,83,108									
Cases (Convicted) -----No Cases----									

S. No.	Name	State/ Dist	Constituency	Party	Age	Serious IPC Counts	No of Cases in which Ac-cused	No. of Cases in which Con-victed	Total
81	BABAR GAJANAN DHARMSHI	MAHARASHTRA	Maval	SHS	66	0	7	0	1
			IPC Section		Description				
			143		Being member of an unlawful assembly				
			147		rioting				
			148		Rioting, armed with deadly weapon				
			188		Disobedience to order duly promulgated by public servant				
			323		voluntarily causing hurt				
			336		Act endangering life or personal safety of others				
			341		wrongful restraint				
			352		assault or criminal force otherwise than on grave provocation				
			427		Mischief causing damage to the amount of fifty rupees				
Cases (Convicted) -----No Cases----			505		Statements conducing to public mischief				
S. No.	Name	State/ Dist	Constituency	Party	Age	Serious IPC Counts	No of Cases in which Ac-cused	No. of Cases in which Con-victed	Total
82	SANJAY BRIJKISHORLAL NIRUPAM	MAHARASHTRA	Mumbai North	INC	44	0	5	0	1
			IPC Section		Description				
			500		defamation				
			501		Printing or engraving matter known to be defamatory				
Cases (Convicted) -----No Cases----									

S. No.	Name	State/ Dist	Constituency	Party	Age	Serious IPC Counts	No of Cases in which Ac-cused	No. of Cases in which Con- victed	Total
83	KODIKUNNIL SURESH	KERALA	Mavelik-kara	INC	46	0	4	0	1
			IPC Section		Description				
			143		Being member of an unlawful assembly				
			145		Joining or continuing in unlawful assembly, knowing it has been commanded to disperse				
			147		rioting				
			149		Every member of unlawful assembly guilty of offence committed in prosecution of common object				
			188		Disobedience to order duly promulgated by public servant				
Cases (Convicted) -----No Cases----			283		Danger or obstruction in public way or line of navigation				
S. No.	Name	State/ Dist	Constituency	Party	Age	Serious IPC Counts	No of Cases in which Ac-cused	No. of Cases in which Con- victed	Total
84	DHOTRE SANJAY SHAMRAO	MAHARASH-TRA	Akola	BJP	50	0	4	0	1
			IPC Section		Description				
			143		Being member of an unlawful assembly				
			341		wrongful restraint				
Cases (Convicted) -----No Cases----			500		defamation				
S. No.	Name	State/ Dist	Constituency	Party	Age	Serious IPC Counts	No of Cases in which Ac-cused	No. of Cases in which Con- victed	Total
85	ASHOK ARGAL	MADHYA PRADESH	Bhind	BJP	39	0	4	0	1
			IPC Section		Description				
			120B		Punishment of criminal conspiracy				

			147	rioting						
			148	Rioting, armed with deadly weapon						
			323	voluntarily causing hurt						
			352	assault or criminal force otherwise than on grave provocation						
			500	defamation						
Cases (Convicted) -----No Cases----			501	Printing or engraving matter known to be defamatory						
			502	Sale of printed or engraved substance containing defamatory matter						
S. No.	Name	State/ Dist	Constituency	Party	Age	Serious IPC Counts	No of Cases in which Ac-cused	No. of Cases in which Con-victed	Total	
86	NIKHIL KUMAR CHOUDHARY	MADHYA PRADESH	Bhind	BJP	39	0	4	0	1	
			IPC Section			Description				
			143			Being member of an unlawful assembly				
			188			Disobedience to order duly promulgated by public servant				
Cases (Convicted) -----No Cases----			341			wrongful restraint				
S. No.	Name	State/ Dist	Constituency	Party	Age	Serious IPC Counts	No of Cases in which Ac-cused	No. of Cases in which Con-victed	Total	
87	RAMA DEVI	BIHAR	Sheohar	BJP	60	0	3	0	1	
			IPC Section			Description				
			332			Voluntarily causing hurt to deter public servant from his duty				
			341			wrongful restraint				
			342			wrongful Confinement				
			347			Wrongful confinement to extort property, or constrain to illegal act				
			353			Assault or criminal force to deter public servant from discharge of his duty				
			504			Intentional insult with intent to provoke breach of the peace				
Cases (Convicted) -----No Cases----			506			criminal intimidation				

S. No.	Name	State/ Dist	Constituency	Party	Age	Serious IPC Counts	No of Cases in which Accused	No. of Cases in which Convicted	Total
88	MAHABALI SINGH	BIHAR	Karakat	JD(U)	54	0	3	0	1
Cases (Accused)			IPC Section		Description				
1. IPC Sections - , Other Details - 3 Property Defacement Act			188		Disobedience to order duly promulgated by public servant				
2. IPC Sections - 188 , Other Details - 133 People's Representative Act									
3. IPC Sections - , Other Details - 3 Property Defacement Act									
Cases (Convicted) -----No Cases-----									
S. No.	Name	State/ Dist	Constituency	Party	Age	Serious IPC Counts	No of Cases in which Accused	No. of Cases in which Convicted	Total
89	PATEL NATUBHAI GOMANBHAI	DADRA & NAGAR HAVELI	Dadra & Nagar Haveli	BJP	36	0	3	0	1
Cases (Accused)			IPC Section		Description				
1. IPC Sections - 143,147,148,149,452,427,504,506 , Other Details - RCC NO.45/2000 FIR(CR NO.)294/99			34		Acts done by several persons in furtherance of common intention				
2. PC Sections - 143,147,452,427,506,34 , Other Details - RCC NO.06/2008 FIR (CR NO.)170/07			143		Being member of an unlawful assembly				
3. IPC Sections - 143,147,148,323,427,504,506(2) , Other Details - FIR (CR NO.)I-51/07			147		rioting				
			148		Rioting, armed with deadly weapon				
			149		Every member of unlawful assembly guilty of offence committed in prosecution of common object				
			323		voluntarily causing hurt				
			427		Mischief causing damage to the amount of fifty rupees				
			452		House-trespass after preparation for hurt, assault or wrongful restraint				
Cases (Convicted) -----No Cases-----			504		Intentional insult with intent to provoke breach of the peace				
			506		criminal intimidation				

S. No.	Name	State/ Dist	500	defa- ma- tion	Age	Seri- ous IPC Counts	No of Cases in which Ac- cused	No. of Cases in which Con- victed	Total
90	PRADEEP KUMAR SINGH	BIHAR	Araria	BJP	43	0	3	0	1
Cases (Accused) 1. IPC Sections - 147, 148, 149, 341, 323,353,504, , Other Details - 2. IPC Sections - 341,342, 506, 353, 504/34 , Other Details - 3. IPC Sections - 147, 323, 504, 427, , Other Details -			IPC Section		Description				
			34		Acts done by several persons in furtherance of common intention				
			147		rioting				
			148		Rioting, armed with deadly weapon				
			149		Every member of unlawful assem- bly guilty of offence committed in prosecution of common object				
			323		voluntarily causing hurt				
			341		wrongful restraint				
			342		wrongful Confinement				
			353		Assault or criminal force to deter public servant from discharge of his duty				
			427		Mischief causing damage to the amount of fifty rupees				
Cases (Convicted) -----No Cases-----			504		Intentional insult with intent to provoke breach of the peace				
			506		criminal intimidation				
S. No.	Name	State/ Dist	500	defa- ma- tion	Age	Seri- ous IPC Counts	No of Cases in which Ac- cused	No. of Cases in which Con- victed	Total
91	SUGAVANAM. E.G.	TAMIL NADU	Krish- nagiri	DMK	51	0	3	0	1
Cases (Accused) 1. IPC Sections - 148 188 294(b) 285 , Other Details - CASE NO. CC554/2003, KRISHNAGIRI POLICE STA- TION, CRIME NO.400/2003, IPC 285 AND SEC 74 OF TAMILNADU CITY POLICE ACT, DATE OF FILING 28.11.2003 2. IPC Sections - 294(b) , Other Details - CASE NO. STC 753/2003, MATHUR POLICE STATION, CRIME NO. 442/2003. 3. IPC Sections - , Other Details - ORIGINAL CASE NO. 36/2004, APPEAL - IA30/2008 APPEAL NO. /2009			IPC Section		Description				
			148		Rioting, armed with deadly weapon				
			188		Disobedience to order duly promul- gated by public servant				
Cases (Convicted) -----No Cases-----			285		Negligent conduct with respect to fire or combustible matter				

S. No.	Name	State/ Dist	Constituency	Party	Age	Serious IPC Counts	No of Cases in which Accused	No. of Cases in which Convicted	Total
92	HARSH VARDHAN	UTTAR PRADESH	Maharajganj	INC	61	0	3	0	1
Cases (Accused) 1. IPC Sections - 332 , Other Details - 7 Criminal L. Arm Act 2. IPC Sections - 147,332,342,504,506 , Other Details - 3. IPC Sections - 147,323,504 , Other Details -			IPC Section		Description				
			147		rioting				
			323		voluntarily causing hurt				
			332		Voluntarily causing hurt to deter public servant from his duty				
			342		wrongful Confinement				
			504		Intentional insult with intent to provoke breach of the peace				
Cases (Convicted) -----No Cases----			506		criminal intimidation				
S. No.	Name	State/ Dist	Constituency	Party	Age	Serious IPC Counts	No of Cases in which Accused	No. of Cases in which Convicted	Total
93	SAMBASIVA RAO RAYAPATI	ANDHRA PRADESH	Guntur	INC	65	0	3	0	1
Cases (Accused) 1. IPC Sections - , Other Details - 142B of Negotiable Instruments act 2. IPC Sections - , Other Details - case no.1472/04 3. IPC Sections - , Other Details - case no. 154/04			IPC Section		Description				
Cases (Convicted) -----No Cases----									
S. No.	Name	State/ Dist	Constituency	Party	Age	Serious IPC Counts	No of Cases in which Accused	No. of Cases in which Convicted	Total
94	PRADEEP KUMAR JAIN	UTTAR PRADESH	Jhansi	INC	46	0	2	0	1
Cases (Accused) 1. IPC Sections - 332, 447, , Other Details - 2/3 LOK SAMPATI CHATI NIRDHARAN ACT 2. IPC Sections - 147, 283, 341 , Other Details - 7 CRIMINAL LAW ACT			IPC Section		Description				
			147		rioting				
			283		Danger or obstruction in public way or line of navigation				
			332		Voluntarily causing hurt to deter public servant from his duty				
			341		wrongful restraint				
			447		criminal trespass				

S. No.	Name	State/ Dist	Constituency	Party	Age	Serious IPC Counts	No of Cases in which Accused	No. of Cases in which Convicted	Total
95	V ARUN KUMAR	ANDHRA PRADESH	Ra-jahmun-dry	INC	54	0	2	0	1
Cases (Accused)			IPC Section		Description				
1. IPC Sections - , Other Details - 133/9596, Excise PO-lice station, Korukonda. Sec 8(b) of AP Prohibition act 1995 for possession of 4 litres of ID Liquor			309		Attempt to commit suicide				
2. IPC Sections - 309 , Other Details - CC N0 255/1998, First additional JFCM,amalapuram. Attempt to suicide									
Cases (Convicted) -----No Cases----									
S. No.	Name	State/ Dist	Constituency	Party	Age	Serious IPC Counts	No of Cases in which Accused	No. of Cases in which Convicted	Total
96	KISANBHAI VESTABHAI PATEL	GUJARAT	Valsad	INC	46	0	2	0	1
Cases (Accused)			IPC Section		Description				
1. IPC Sections - 323,147,148,338,504,427 , Other Details -			147		rioting				
2. IPC Sections - 186, 323, 504 , Other Details -			148		Rioting, armed with deadly weapon				
			186		Obstructing public servant in discharge of public functions				
			323		voluntarily causing hurt				
			338		Causing grievous hurt by act endangering life or personal safety of others				
			427		Mischief causing damage to the amount of fifty rupees				
Cases (Convicted) -----No Cases----			504		Intentional insult with intent to provoke breach of the peace				
S. No.	Name	State/ Dist	Constituency	Party	Age	Serious IPC Counts	No of Cases in which Accused	No. of Cases in which Convicted	Total
97	K. CHANDRASEKHARA RAO	ANDHRA PRADESH	Mahbub-nagar	TRS	55	0	2	0	1
Cases (Accused)			IPC Section		Description				
1. IPC Sections - , Other Details - 126(B)of RP Act, FIR no 145/2008 Karimnagar I town									
2. IPC Sections - , Other Details - case no. 152/2008 126(B) of RP Act									
Cases (Convicted) -----No Cases----									

S. No.	Name	State/ Dist	Constituency	Party	Age	Serious IPC Counts	No of Cases in which Accused	No. of Cases in which Convicted	Total
98	SHRI BISHNU PADA RAY	ANDAMAN & NICOBAR ISLANDS	Andaman & Nicobar Islands	BJP	59	0	2	0	1
Cases (Accused)			IPC Section		Description				
			147		rioting				
			149		Every member of unlawful assembly guilty of offence committed in prosecution of common object				
			186		Obstructing public servant in discharge of public functions				
Cases (Convicted) -----No Cases-----			447		criminal trespass				
			511		attempting to commit offences punishable with imprisonment for life or other imprisonment				
S. No.	Name	State/ Dist	Constituency	Party	Age	Serious IPC Counts	No of Cases in which Accused	No. of Cases in which Convicted	Total
99	ARJUN MUNDA	JHARKHAND	Jamshedpur	BJP	41	0	2	0	1
Cases (Accused)			IPC Section		Description				
			147		rioting				
			148		Rioting, armed with deadly weapon				
			188		Disobedience to order duly promulgated by public servant				
			323		voluntarily causing hurt				
Cases (Convicted) -----No Cases-----			427		Mischief causing damage to the amount of fifty rupees				
			435		Mischief by destroying or moving, etc., a land- mark fixed by public authority Mischief by fire or explosive substance with intent to cause damage to amount of one hundred or (in case of agricultural produce) ten rupees				
S. No.	Name	State/ Dist	Constituency	Party	Age	Serious IPC Counts	No of Cases in which Accused	No. of Cases in which Convicted	Total
100	N PEETHAMBARAKURUP	KERALA	Kollam	INC	66	0	2	0	1

Cases (Accused)			IPC Section		Description				
1. IPC Sections - 143, 147, 149, 283, , Other Details - 38, 52, KP Act 2. IPC Sections - 143, 147, 149, 188, 283, 427 , Other Details - 52 KP Act, 18(L)(III), 56 KP Act			143		Being member of an unlawful assembly				
			147		rioting				
			149		Every member of unlawful assembly guilty of offence committed in prosecution of common object				
			188		Disobedience to order duly promulgated by public servant				
			283		Danger or obstruction in public way or line of navigation				
Cases (Convicted) -----No Cases----			427		Mischief causing damage to the amount of fifty rupees				
S. No.	Name	State/ Dist	Constituency	Party	Age	Serious IPC Counts	No of Cases in which Accused	No. of Cases in which Convicted	Total
101	MANGANI LAL MANDAL	BIHAR	Jhanjhar-pur	JD(U)	60	0	2	0	1
Cases (Accused)			IPC Section		Description				
1. IPC Sections - 504,385, , Other Details - 2. IPC Sections - 499,500 , Other Details -			385		Putting person in fear of injury in order to commit extortion				
			499		Defamation				
			500		defamation				
Cases (Convicted) -----No Cases----			504		Intentional insult with intent to provoke breach of the peace				
S. No.	Name	State/ Dist	Constituency	Party	Age	Serious IPC Counts	No of Cases in which Accused	No. of Cases in which Convicted	Total
102	DR. SANJAY JAISWAL	BIHAR	Paschim Champaran	BJP	44	0	2	0	1
Cases (Accused)			IPC Section		Description				
1. IPC Sections - 147,148,149,341,323,353,336,337,427 , Other Details - 2. IPC Sections - 188 , Other Details - 3 Lok Sampati Act			147		rioting				
			148		Rioting, armed with deadly weapon				
			149		Every member of unlawful assembly guilty of offence committed in prosecution of common object				
			188		Disobedience to order duly promulgated by public servant				
			323		voluntarily causing hurt				
			336		Act endangering life or personal safety of others				

Cases (Convicted) -----No Cases----			337		Causing hurt by act endangering life or personal safety of others				
			341		wrongful restraint				
			353		Assault or criminal force to deter public servant from discharge of his duty				
			427		Mischief causing damage to the amount of fifty rupees				
S. No.	Name	State/ Dist	Constituency	Party	Age	Serious IPC Counts	No of Cases in which Accused	No. of Cases in which Convicted	Total
103	PASHUPATI NATH SINGH	JHARKHAND	Dhanbad	BJP	60	0	2	0	1
Cases (Accused)			IPC Section		Description				
1. IPC Sections - 143, 188 , Other Details - 3/9 Bihar control Of Use of loudspeaker Act, 144 Cr.P.C. 2. IPC Sections - 143, 341 , Other Details - 147, 171 RAILWAY ACT			143		Being member of an unlawful assembly				
			188		Disobedience to order duly promulgated by public servant				
Cases (Convicted) -----No Cases----			341		wrongful restraint				
S. No.	Name	State/ Dist	Constituency	Party	Age	Serious IPC Counts	No of Cases in which Accused	No. of Cases in which Convicted	Total
104	SANJAY DINA PATIL	MAHARASHTRA	Mumbai North East	NCP	40	0	2	0	1
Cases (Accused)			IPC Section		Description				
1. IPC Sections - 143,147,149,341 , Other Details - Mumbai Police Act 37(3),135, Indian Railway Act 151 case no - 643/P-96 C.R.No.292/96 2. IPC Sections - 504,353,506(2) , Other Details - C.R.No.94/90			143		Being member of an unlawful assembly				
			147		rioting				
			149		Every member of unlawful assembly guilty of offence committed in prosecution of common object				
			341		wrongful restraint				
			353		Assault or criminal force to deter public servant from discharge of his duty				
Cases (Convicted) -----No Cases----			504		Intentional insult with intent to provoke breach of the peace				

S. No.	Name	State/ Dist	Constituency	Party	Age	Serious IPC Counts	No of Cases in which Ac-cused	No. of Cases in which Con-victed	Total
105	RAMESH RATHOD	ANDHRA PRADESH	Adilabad	TDP	43	0	2	0	1
Cases (Accused)			IPC Section		Description				
1. IPC Sections - 353,506 , Other Details - FIR no 27/2006, JFCM Court, Luxettipet			353		Assault or criminal force to deter public servant from discharge of his duty				
2. IPC Sections - , Other Details - 174 (a) of Railway Act, No 222/2006									
Cases (Convicted) -----No Cases----			506		criminal intimidation				
S. No.	Name	State/ Dist	Constituency	Party	Age	Serious IPC Counts	No of Cases in which Ac-cused	No. of Cases in which Con-victed	Total
106	ADV A SAMPATH	KERALA	Attingal	CPM	46	0	2	0	1
Cases (Accused)			IPC Section		Description				
IPC Sections - 143,147,149,188 , Other Details - 38 R/w 52 of KP act			143		Being member of an unlawful assembly				
IPC Sections - 143,147,149,283 , Other Details -			147		rioting				
			149		Every member of unlawful assembly guilty of offence committed in prosecution of common object				
			188		Disobedience to order duly promulgated by public servant				
Cases (Convicted) -----No Cases----			283		Danger or obstruction in public way or line of navigation				
S. No.	Name	State/ Dist	Constituency	Party	Age	Serious IPC Counts	No of Cases in which Ac-cused	No. of Cases in which Con-victed	Total
107	MANEKA GANDHI	UTTAR PRADESH	Aonla	BJP	52	0	1	0	1
Cases (Accused)			IPC Section		Description				
1. IPC Sections - 394,506 , Other Details -			394		Voluntarily causing hurt in committing robbery				
Cases (Convicted) -----No Cases----			506		criminal intimidation				

S. No.	Name	State/ Dist	Constituency	Party	Age	Serious IPC Counts	No of Cases in which Ac-cused	No. of Cases in which Con-victed	Total
108	PRAVEEN SINGH ARON	UTTAR PRADESH	Bareilly	INC	50	0	1	0	1
Cases (Accused) 1. IPC Sections - 188 , Other Details - 1407/2007			IPC Section		Description				
Cases (Convicted) -----No Cases----			188		Disobedience to order duly promulgated by public servant				
S. No.	Name	State/ Dist	Constituency	Party	Age	Serious IPC Counts	No of Cases in which Ac-cused	No. of Cases in which Con-victed	Total
109	SANKAR ADHI	TAMIL NADU	Kallaku-richi	DMK	52	0	1	0	1
Cases (Accused) 1. IPC Sections - , Other Details - SEC. 3(1) (5)TN PUBLIC PROPERTY (PREVENTION OF DESTRUCTION) ACT 1992,			IPC Section		Description				
Cases (Convicted) -----No Cases----									
S. No.	Name	State/ Dist	Constituency	Party	Age	Serious IPC Counts	No of Cases in which Ac-cused	No. of Cases in which Con-victed	Total
110	DARSNABEN VIKRAMBHAI JARDOS	GUJARAT	Surat	BJP	48	0	1	0	1
Cases (Accused) 1. IPC Sections - 188 , Other Details - CASE NO. 36343/2007, 6TH ADDITIONAL SENIOR CIVIL JUDGE & JUDICIAL MAGISTRATE FIRST CLASS COURT			IPC Section		Description				
Cases (Convicted) -----No Cases----			188		Disobedience to order duly promulgated by public servant				
S. No.	Name	State/ Dist	Constituency	Party	Age	Serious IPC Counts	No of Cases in which Ac-cused	No. of Cases in which Con-victed	Total
111	RAJAIAH SIRICILLA	ANDHRA PRADESH	Waran-gal	INC	55	0	1	0	1
Cases (Accused) 1. IPC Sections - , Other Details - Crime No. 9/ACB-WRL/2006, under section13 (2) R/W 13 (1) (c) of P.C. Act 1988			IPC Section		Description				
Cases (Convicted) -----No Cases----									

S. No.	Name	State/ Dist	Constituency	Party	Age	Serious IPC Counts	No of Cases in which Ac-cused	No. of Cases in which Con-victed	Total
112	DILIP SINGH JUDEV	CHHATTIS-GARH	Bilaspur	BJP	60	0	1	0	1
Cases (Accused)			IPC Section		Description				
1. IPC Sections - 120(B) , Other Details - section-7 prevention of corruption act			120B		Punishment of criminal conspiracy				
Cases (Convicted) -----No Cases----									
S. No.	Name	State/ Dist	Constituency	Party	Age	Serious IPC Counts	No of Cases in which Ac-cused	No. of Cases in which Con-victed	Total
113	JAYANT K SINGH	UTTAR PRADESH	Mathura	RLD	30	0	1	0	1
Cases (Accused)			IPC Section		Description				
1. IPC Sections - , Other Details - 126 R.P. Act									
Cases (Convicted) -----No Cases----									
S. No.	Name	State/ Dist	Constituency	Party	Age	Serious IPC Counts	No of Cases in which Ac-cused	No. of Cases in which Con-victed	Total
114	BABU LAL MARANDI	JHARKHAND	Kodarma	JVM	51	0	1	0	1
Cases (Accused)			IPC Section		Description				
IPC Sections - 188 , Other Details - 130 RP Act			188		Disobedience to order duly promulgated by public servant				
Cases (Convicted) -----No Cases----									
S. No.	Name	State/ Dist	Constituency	Party	Age	Serious IPC Counts	No of Cases in which Ac-cused	No. of Cases in which Con-victed	Total
115	SARVEY SATYANARAYANA	ANDHRA PRADESH	Malkaj-giri	INC	54	0	1	0	1
Cases (Accused)			IPC Section		Description				
1. IPC Sections - 353 , Other Details - fir Registered case no 350/08			353		Assault or criminal force to deter public servant from discharge of his duty				
Cases (Convicted) -----No Cases----									

S. No.	Name	State/ Dist	Constituency	Party	Age	Serious IPC Counts	No of Cases in which Ac-cused	No. of Cases in which Con-victed	Total
116	MADHUSUDAN YADAV	CHHATTIS-GARH	Rajnand-gaon	BJP	38	0	1	0	1
Cases (Accused)			IPC Section		Description				
1. IPC Sections - 186,448,427(34) , Other Details -			186		Obstructing public servant in discharge of public functions				
			448		house-trespass				
Cases (Convicted) -----No Cases----									
S. No.	Name	State/ Dist	Constituency	Party	Age	Serious IPC Counts	No of Cases in which Ac-cused	No. of Cases in which Con-victed	Total
117	RANJAN PRASAD YADAV	BIHAR	Patalipu-tra	JD(U)	64	0	1	0	1
Cases (Accused)			IPC Section		Description				
1. IPC Sections - , Other Details - 3 D P ACT									
Cases (Convicted) -----No Cases----									
S. No.	Name	State/ Dist	Constituency	Party	Age	Serious IPC Counts	No of Cases in which Ac-cused	No. of Cases in which Con-victed	Total
118	DR. RATTAN SINGH AJNALA	PUNJAB	Khadoor Sahib	SAD	65	0	1	0	1
Cases (Accused)			IPC Section		Description				
1. IPC Sections - , Other Details - u/s 13 (1)(E)R/W 13(2) of P.C.Act 1988, FIR No.02/2003, Revision No 913 of 2009 pending before High Court.									
Cases (Convicted) -----No Cases----									
S. No.	Name	State/ Dist	Constituency	Party	Age	Serious IPC Counts	No of Cases in which Ac-cused	No. of Cases in which Con-victed	Total
119	P.C.MOHAN	KARNATAKA	Ban-galore Central	BJP	45	0	1	0	1
Cases (Accused)			IPC Section		Description				
1. IPC Sections - - , Other Details - Sec 147 and 174(A) of the Railway Act CC-10614/2008									
Cases (Convicted) -----No Cases----									

S. No.	Name	State/ Dist	Constituency	Party	Age	Serious IPC Counts	No of Cases in which Ac-cused	No. of Cases in which Con- victed	Total
120	YASHVIR SINGH	PUNJAB	Amritsar	BJP	45	1	0	1	1
Cases (Accused)			IPC Section		Description				
1. IPC Sections - 147,323,504 , Other Details - 45/09			147		rioting				
			323		voluntarily causing hurt				
Cases (Convicted) -----No Cases----			504		Intentional insult with intent to pro-voke breach of the peace				
S. No.	Name	State/ Dist	Constituency	Party	Age	Serious IPC Counts	No of Cases in which Ac-cused	No. of Cases in which Con- victed	Total
121	BHAVANA GAWALI (PATIL)	MAHARASH-TRA	Yavat-mal-Washim	SHS	36	0	1	0	1
Cases (Accused)			IPC Section		Description				
1. IPC Sections - , Other Details - 135 BP ACT									
Cases (Convicted) -----No Cases----									
S. No.	Name	State/ Dist	Constituency	Party	Age	Serious IPC Counts	No of Cases in which Ac-cused	No. of Cases in which Con- victed	Total
122	HARISH RAWAT	UTTARA-KHAND	Hardwar	INC	59	0	1	0	1
Cases (Accused)			IPC Section		Description				
1. IPC Sections - 499,500,120B , Other Details -			120B		Punishment of criminal conspiracy				
			499		Defamation				
Cases (Convicted) -----No Cases----			500		defamation				
S. No.	Name	State/ Dist	Constituency	Party	Age	Serious IPC Counts	No of Cases in which Ac-cused	No. of Cases in which Con- victed	Total
123	GANDHISELVAN.S	TAMIL NADU	Namak-kal	DMK	46	0	1	0	1
Cases (Accused)			IPC Section		Description				
1. IPC Sections - 279,337,338 , Other Details -			279		Rash driving or riding on a public way				
			337		Causing hurt by act endangering life or personal safety of others				

Cases (Convicted) -----No Cases----			338			Causing grievous hurt by act endangering life or personal safety of others			
S. No.	Name	State/ Dist	Constituency	Party	Age	Serious IPC Counts	No of Cases in which Accused	No. of Cases in which Convicted	Total
124	GANESHAMURTHI.A.	TAMIL NADU	Erode	MD MK	61	0	1	0	1
Cases (Accused)			IPC Section		Description				
1. IPC Sections - , Other Details - 21 PREVENTION OF TERRORIST ACT									
Cases (Convicted) -----No Cases----									
S. No.	Name	State/ Dist	Constituency	Party	Age	Serious IPC Counts	No of Cases in which Accused	No. of Cases in which Convicted	Total
125	WASNIK MUKUL BALKRISHNA	MAHARASHTRA	Ramtek	INC	49	0	1	0	1
Cases (Accused)			IPC Section		Description				
1. IPC Sections - U/S147,149,341 , Other Details -			147		rioting				
			149		Every member of unlawful assembly guilty of offence committed in prosecution of common object				
Cases (Convicted) -----No Cases----			341		wrongful restraint				
S. No.	Name	State/ Dist	Constituency	Party	Age	Serious IPC Counts	No of Cases in which Accused	No. of Cases in which Convicted	Total
126	AJAY MAKAN	NATIONAL CAPITAL TERRITORY OF DELHI	New Delhi	INC	45	0	1	0	1
Cases (Accused)			IPC Section		Description				
1. IPC Sections - 147, 149, 341 , Other Details -			147		rioting				
			149		Every member of unlawful assembly guilty of offence committed in prosecution of common object				
Cases (Convicted) -----No Cases----			341		wrongful restraint				

S. No.	Name	State/ Dist	Constituency	Party	Age	Serious IPC Counts	No of Cases in which Accused	No. of Cases in which Convicted	Total
127	AVTAR SINGH BHADANA	HARYANA	Farida-bad	INC	53	0	1	0	1
Cases (Accused)			IPC Section		Description				
1. IPC Sections - 425,427,447,448,120B,34 , Other Details -			34		Acts done by several persons in furtherance of common intention				
			120B		Punishment of criminal conspiracy				
			425		Mischief				
			427		Mischief causing damage to the amount of fifty rupees				
Cases (Convicted) -----No Cases-----			447		criminal trespass				
			448		house-trespass				
S. No.	Name	State/ Dist	Constituency	Party	Age	Serious IPC Counts	No of Cases in which Accused	No. of Cases in which Convicted	Total
128	JAGDA NAND SINGH	BIHAR	Buxar	RJD	65	0	1	0	1
Cases (Accused)			IPC Section		Description				
1. IPC Sections - 188, 217, 218, 186 , Other Details - 171 C. People's Representation Act, 52, 26(3) Wildlife Protection Act & 33(1)C,63 Indian Forest Act			186		Obstructing public servant in discharge of public functions				
			188		Disobedience to order duly promulgated by public servant				
			217		Public servant disobeying direction of law with intent to save person from punishment or property from forfeiture				
Cases (Convicted) -----No Cases-----			218		Public servant framing incorrect record or writing with intent to save person from punishment or property from forfeiture				
S. No.	Name	State/ Dist	Constituency	Party	Age	Serious IPC Counts	No of Cases in which Accused	No. of Cases in which Convicted	Total
129	GIRIJA VYAS	RAJASTHAN	Chittor-garh	INC	62	0	1	0	1
Cases (Accused)			IPC Section		Description				
1. IPC Sections - 500 , Other Details - CASES NO 952/04			500		defamation				
Cases (Convicted) -----No Cases-----									

S. No.	Name	State/ Dist	Constituency	Party	Age	Serious IPC Counts	No of Cases in which Ac-cused	No. of Cases in which Con- victed	Total
130	ADSUL ANANDRAO VITHOBA	MAHARASH-TRA	Amravati	SHS	61	0	1	0	1
Cases (Accused)			IPC Section		Description				
1. IPC Sections - 499,500 , Other Details -			499		Defamation				
Cases (Convicted) -----No Cases----			500		defamation				
S. No.	Name	State/ Dist	Constituency	Party	Age	Serious IPC Counts	No of Cases in which Ac-cused	No. of Cases in which Con- victed	Total
131	JAGDAMBIKA PAL	UTTAR PRADESH	Domari-yaganj	INC	59	0	1	0	1
Cases (Accused)			IPC Section		Description				
1. IPC Sections - , Other Details - Case no 5891/03, IPC Sec Not Clear									
Cases (Convicted) -----No Cases----									
S. No.	Name	State/ Dist	Constituency	Party	Age	Serious IPC Counts	No of Cases in which Ac-cused	No. of Cases in which Con- victed	Total
132	M B RAJESH	KERALA	Palakkad	CPM	38	0	1	0	1
Cases (Accused)			IPC Section		Description				
1. IPC Sections - 147,148,332,143,149,283,353,34,144,180, , Other Details - Damage to public property kerala high court ,jfc2nd TVM,jfc3rd 26 /2003,219/2002,146/2003,140/2004, 322/2005, 112/2003,1030/2007,1/2007 7/2/03,10/11/02,8/7/03 ,24/6/04,10/8/2005,18/3/2003,26/6/2006,5/2/2007			34		Acts done by several persons in furtherance of common intention				
			143		Being member of an unlawful assembly				
			144		Joining unlawful assembly armed with deadly weapon				
			147		rioting				
			148		Rioting, armed with deadly weapon				
			149		Every member of unlawful assembly guilty of offence committed in prosecution of common object				
			180		Refusing to sign statement				
			283		Danger or obstruction in public way or line of navigation				
			332		Voluntarily causing hurt to deter public servant from his duty				
Cases (Convicted) -----No Cases----			353		Assault or criminal force to deter public servant from discharge of his duty				

S. No.	Name	State/ Dist	Constituency	Party	Age	Serious IPC Counts	No of Cases in which Ac-cused	No. of Cases in which Con-victed	Total
133	K P DHANAPALAN	KERALA	Chalaky	INC	59	0	1	0	1
Cases (Accused)			IPC Section		Description				
1. IPC Sections - 143 ,147, 188,283,149 IPC , Other Details - JFCM 2nd CC 544-2007			143		Being member of an unlawful assembly				
			147		rioting				
			149		Every member of unlawful assembly guilty of offence committed in prosecution of common object				
			188		Disobedience to order duly promulgated by public servant				
Cases (Convicted) -----No Cases-----			283		Danger or obstruction in public way or line of navigation				
S. No.	Name	State/ Dist	Constituency	Party	Age	Serious IPC Counts	No of Cases in which Ac-cused	No. of Cases in which Con-victed	Total
134	DR.NILESH NARAYAN RANE	MAHARASHTRA	Ratnagiri Sindhudurg	INC	28	0	1	0	1
Cases (Accused)			IPC Section		Description				
1. IPC Sections - 504, 506(ii), 34 , Other Details			34		Acts done by several persons in furtherance of common intention				
Cases (Convicted) -----No Cases-----			504		Intentional insult with intent to provoke breach of the peace				
S. No.	Name	State/ Dist	Constituency	Party	Age	Serious IPC Counts	No of Cases in which Ac-cused	No. of Cases in which Con-victed	Total
135	YASHBANTA NARAYAN SINGH LAGURI	ORISSA	Keonjhar	BJD	38	0	1	0	1
Cases (Accused)			IPC Section		Description				
1. IPC Sections - , Other Details - 159/162/220(3) of Companies Act complain Case no-2(C)cc-7/05,8/05, 9/05,10/05, 11/05, 12/05 ADDL, Chief JudicialMagistrate Special,Cuttack Dt.20.01.05									
Cases (Convicted) -----No Cases-----									

S. No.	Name	State/ Dist	Constituency	Party	Age	Serious IPC Counts	No of Cases in which Accused	No. of Cases in which Convicted	Total
136	PRATIK PRAKASHBAPU PATIL	MAHARASHTRA	Sangli	INC	36	0	1	0	1
Cases (Accused)			IPC Section		Description				
1. IPC Sections - 341,332 , Other Details -			332		Voluntarily causing hurt to deter public servant from his duty				
Cases (Convicted) -----No Cases----			341		wrongful restraint				
S. No.	Name	State/ Dist	Constituency	Party	Age	Serious IPC Counts	No of Cases in which Accused	No. of Cases in which Convicted	Total
137	MADAN LAL SHARMA	JAMMU & KASHMIR	Jammu	INC	56	0	1	0	1
Cases (Accused)			IPC Section		Description				
IPC Sections - 332,342 , Other Details -			332		Voluntarily causing hurt to deter public servant from his duty				
Cases (Convicted) -----No Cases----			342		wrongful Confinement				
S. No.	Name	State/ Dist	Constituency	Party	Age	Serious IPC Counts	No of Cases in which Accused	No. of Cases in which Convicted	Total
138	POONAMBEN VELJIBHAI JAT	GUJARAT	Kachchh	BJP	37	0	1	0	1
Cases (Accused)			IPC Section		Description				
1. IPC Sections - 452, 323, 504, 506(2), 114 , Other Details - FIR NO.:- I-250/2007, GANDHIDHAM DISTRICT POLICE STATION, IN THE COURT OF JUDI. MEGI. FIRST CLASS, GANDHIDHAM, CASE NO. 4340/2007.			114		Abettor present when offence is committed				
			323		voluntarily causing hurt				
			452		House-trespass after preparation for hurt, assault or wrongful restraint				
Cases (Convicted) -----No Cases----			504		Intentional insult with intent to provoke breach of the peace				
S. No.	Name	State/ Dist	Constituency	Party	Age	Serious IPC Counts	No of Cases in which Accused	No. of Cases in which Convicted	Total
139	KALMADI SURESH	MAHARASHTRA	Pune	INC	64	0	1	0	1
Cases (Accused)			IPC Section		Description				
IPC Sections - 341/34 , Other Details - B.P ACT 37(1) RW135			34		Acts done by several persons in furtherance of common intention				

Cases (Convicted) -----No Cases----			341			wrongful restraint			
S. No.	Name	State/ Dist	Constituency	Party	Age	Serious IPC Counts	No of Cases in which Ac-cused	No. of Cases in which Con-victed	Total
140	ANANT GEETE	MAHARASH-TRA	Raigad	SHS	58	0	1	0	1
Cases (Accused)			IPC Section			Description			
IPC Sections - , Other Details - 37(9) 13, 30, 134 of B.P. Act & (3)of P.P.D. Act									
Cases (Convicted) -----No Cases----									
S. No.	Name	State/ Dist	Constituency	Party	Age	Serious IPC Counts	No of Cases in which Ac-cused	No. of Cases in which Con-victed	Total
141	CHAVAN HARISHCHANDRA DEORAM	MAHARASH-TRA	Dindori	BJP	57	0	1	0	1
Cases (Accused)			IPC Section			Description			
1. IPC Sections - , Other Details - 145(B), 143, 147, 156, 174, INDIAN RAILWAY ACT									
Cases (Convicted) -----No Cases----									
S. No.	Name	State/ Dist	Constituency	Party	Age	Serious IPC Counts	No of Cases in which Ac-cused	No. of Cases in which Con-victed	Total
142	BALKRISHNA KHANDERAO SHUKLA	GUJARAT	Vado-dara	BJP	45	0	1	0	1
			IPC Section			Description			
			143			Being member of an unlawful as-sembly			
Cases (Accused)			186			Obstructing public servant in discharge of public functions			
1. IPC Sections - 143, 186, 341, 353 , Other Details - FIR NO. 294/1999, FATEHGUNJ POLICE STATION, VADO-DARA. JUD. MAG. F.C. VADODARA, CASE NO. 32 85			341			wrongful restraint			
Cases (Convicted) -----No Cases----			353			Assault or criminal force to deter public servant from discharge of his duty			

S. No.	Name	State/ Dist	Constituency	Party	Age	Serious IPC Counts	No of Cases in which Ac-cused	No. of Cases in which Con- victed	Total
139	KALMADI SURESH	MAHARASH-TRA	Pune	INC	64	0	1	0	1
Cases (Accused)			IPC Section		Description				
1. IPC Sections - 500,501B,502B,34 , Other Details - CR 2982,08 SDJM Nogaon Date 15-11-2008			34		Acts done by several persons in fur-therance of common intention				
Cases (Convicted) -----No Cases----			500		defamation				
S. No.	Name	State/ Dist	Constituency	Party	Age	Serious IPC Counts	No of Cases in which Ac-cused	No. of Cases in which Con- victed	Total
144	RANEE NARAH	ASSAM	Lakhim-pur	INC	45	0	1	0	1
Cases (Accused)			IPC Section		Description				
1. IPC Sections - 147, 353, 427, 448 , Other Details -			147		rioting				
			353		Assault or criminal force to deter public servant from discharge of his duty				
			427		Mischief causing damage to the amount of fifty rupees				
Cases (Convicted) -----No Cases----			448		house-trespass				
S. No.	Name	State/ Dist	Constituency	Party	Age	Serious IPC Counts	No of Cases in which Ac-cused	No. of Cases in which Con- victed	Total
145	RAVINDRA KUMAR PANDEY	JHARKHAND	Giridih	BJP	50	0	1	0	1
Cases (Accused)			IPC Section		Description				
1. IPC Sections - 143,147,174,341, , Other Details -			143		Being member of an unlawful as-sembly				
			147		rioting				
			174		Non-attendance in obedience to an order form public servant				
Cases (Convicted) -----No Cases----			341		wrongful restraint				
S. No.	Name	State/ Dist	Constituency	Party	Age	Serious IPC Counts	No of Cases in which Ac-cused	No. of Cases in which Con- victed	Total
146	SUBODH KANT SAHAY	JHARKHAND	Ranchi	INC	57	0	1	0	1

Cases (Accused) 1. IPC Sections - 143, 188, 353, 283 , Other Details -			IPC Section		Description				
			143		Being member of an unlawful as- sembly				
			188		Disobedience to order duly promul- gated by public servant				
Cases (Convicted) -----No Cases-----			283		Danger or obstruction in public way or line of navigation				
			353		Assault or criminal force to deter public servant from discharge of his duty				
S. No.	Name	State/ Dist	Constit- uency	Party	Age	Seri- ous IPC Counts	No of Cases in which Ac- cused	No. of Cases in which Con- victed	Total
147	BADRI RAM	RAJASTHAN	Pali	INC	59	0	1	0	1
Cases (Accused)			IPC Section		Description				
1. IPC Sections - , Other Details - 5/180 MVACT,611/1998, but Aviated by high court									
Cases (Convicted) -----No Cases-----									
S. No.	Name	State/ Dist	Constit- uency	Party	Age	Seri- ous IPC Counts	No of Cases in which Ac- cused	No. of Cases in which Con- victed	Total
148	KAMAL KISHOR	UTTAR PRADESH	Bahraich	INC	57	0	1	0	1
Cases (Accused)			IPC Section		Description				
1. IPC Sections - , Other Details - 135 ELECTRICITY ACT									
Cases (Convicted) -----No Cases-----									
S. No.	Name	State/ Dist	Constit- uency	Party	Age	Seri- ous IPC Counts	No of Cases in which Ac- cused	No. of Cases in which Con- victed	Total
149	OMPRAKASHYADAV	BIHAR	Siwan	IND	43	0	1	0	1
Cases (Accused)			IPC Section		Description				
1. IPC Sections - 188 , Other Details - 131 Rp ACT			188		Disobedience to order duly promul- gated by public servant				
Cases (Convicted) -----No Cases-----									

S. No.	Name	State/ Dist	Constituency	Party	Age	Serious IPC Counts	No of Cases in which Ac-cused	No. of Cases in which Con- victed	Total
150	ANNUTANDON	UTTAR PRADESH	Unnao	INC	51	0	1	0	1
Cases (Accused)			IPC Section		Description				
1. IPC Sections - 341,342,283 , Other Details - 7 CRIMINAL LAW ADENDMENT ACT			283		Danger or obstruction in public way or line of navigation				
			341		wrongful restraint				
Cases (Convicted) -----No Cases----			342		wrongful Confinement				
S. No.	Name	State/ Dist	Constituency	Party	Age	Serious IPC Counts	No of Cases in which Ac-cused	No. of Cases in which Con- victed	Total
151	ANAND PRAKASH PARANJAPE	MAHARASHTRA	Kalyan	SHS	36	0	1	0	1
Cases (Accused)			IPC Section		Description				
1. IPC Sections - , Other Details - 51/2008 - Mumbai Police Act Section 37(3)135									
Cases (Convicted) -----No Cases----									
S. No.	Name	State/ Dist	Constituency	Party	Age	Serious IPC Counts	No of Cases in which Ac-cused	No. of Cases in which Con- victed	Total
152	ARUN SUBHASHCHANDRA YADAV	MADHYA PRADESH	Khandwa	INC	36	0	1	0	1
Cases (Accused)			IPC Section		Description				
1. IPC Sections - 147,149,341 , Other Details -			147		rioting				
			149		Every member of unlawful assembly guilty of offence committed in prosecution of common object				
Cases (Convicted) -----No Cases----			341		wrongful restraint				
S. No.	Name	State/ Dist	Constituency	Party	Age	Serious IPC Counts	No of Cases in which Ac-cused	No. of Cases in which Con- victed	Total
153	NITYANANDA PRADHAN	ORISSA	Aska	BJD	65	0	1	0	1
Cases (Accused)			IPC Section		Description				
1. IPC Sections - , Other Details - 174 Railway Act									
Cases (Convicted) -----No Cases----									

S. No.	Name	State/ Dist	Constituency	Party	Age	Serious IPC Counts	No of Cases in which Ac-cused	No. of Cases in which Con-victed	Total
154	AAWALE JAYWANT GANGARAM	MAHARASHTRA	Latur	INC	68	0	1	0	1
Cases (Accused)			IPC Section		Description				
IPC Sections - 177(G)34 , Other Details -									
Cases (Convicted) -----No Cases----									
S. No.	Name	State/ Dist	Constituency	Party	Age	Serious IPC Counts	No of Cases in which Ac-cused	No. of Cases in which Con-victed	Total
154	AAWALE JAYWANT GANGARAM	BIHAR	Mad-hepura	JD(U)	61	0	1	0	1
Cases (Accused)			IPC Section		Description				
IPC Sections - 341,323,504 , Other Details -			323		voluntarily causing hurt				
			341		wrongful restraint				
Cases (Convicted) -----No Cases----			504		Intentional insult with intent to provoke breach of the peace				
S. No.	Name	State/ Dist	Constituency	Party	Age	Serious IPC Counts	No of Cases in which Ac-cused	No. of Cases in which Con-victed	Total
156	UDAY SINGH ALIAS PAPPU SINGH	BIHAR	Purnia	BJP	57	0	1	0	1
Cases (Accused)			IPC Section		Description				
1. IPC Sections - 341, 323, 353, 427, 34 , Other Details - 132,133 OF R.P. ACT			34		Acts done by several persons in furtherance of common intention				
			323		voluntarily causing hurt				
			341		wrongful restraint				
Cases (Convicted) -----No Cases----			353		Assault or criminal force to deter public servant from discharge of his duty				
			427		Mischief causing damage to the amount of fifty rupees				

S. No.	Name	State/ Dist	Constituency	Party	Age	Serious IPC Counts	No of Cases in which Ac-cused	No. of Cases in which Con-victed	Total
157	G V Harsha Kumar	ANDHRA PRADESH	Amalapuram	INC	50	0	1	0	1
Cases (Accused) 1. IPC Sections - 353,224,323, r/w 341 , Other Details - Cr.No. 272/07 JFCM Rajahmundry			IPC Section		Description				
			224		Resistance or obstruction by a person to his lawful apprehension				
			323		voluntarily causing hurt				
			341		wrongful restraint				
Cases (Convicted) -----No Cases----			353		Assault or criminal force to deter public servant from discharge of his duty				
S. No.	Name	State/ Dist	Constituency	Party	Age	Serious IPC Counts	No of Cases in which Ac-cused	No. of Cases in which Con-victed	Total
158	S PAKKIRAPPA	KARNATAKA	Raichur	BJP	51	0	1	0	1
Cases (Accused) IPC Sections - 143,147,148,427, 448, 504 R/W/S 149 , Other Details - CC No. 439/08, Police Station: Cowl Bazaar, Bellary, Court JMFC,Bellary			IPC Section		Description				
			143		Being member of an unlawful assembly				
			147		rioting				
			148		Rioting, armed with deadly weapon				
			149		Every member of unlawful assembly guilty of offence committed in prosecution of common object				
			427		Mischief causing damage to the amount of fifty rupees				
Cases (Convicted) -----No Cases----			448		house-trespass				
			504		Intentional insult with intent to provoke breach of the peace				
S. No.	Name	State/ Dist	Constituency	Party	Age	Serious IPC Counts	No of Cases in which Ac-cused	No. of Cases in which Con-victed	Total
159	KATTI RAMESH VISHWANATH	KARNATAKA	Chikkodi	BJP	44	0	1	0	1
Cases (Accused) 1. IPC Sections - 171 F, 171 H , Other Details - JMFC Court Hukkeri, 25/06/2008, CC no. 336/2008 CRLP no 2861/2008.			IPC Section		Description				
			171		Wearing grab or carrying token used by public servant with fraudulent intent				
Cases (Convicted) -----No Cases----									

S. No.	Name	State/ Dist	Constituency	Party	Age	Serious IPC Counts	No of Cases in which Accused	No. of Cases in which Convicted	Total
160	YASHWANT SINHA	JHARKHAND	Hazaribagh	BJP	71	0	1	0	1
Cases (Accused)			IPC Section		Description				
			34		Acts done by several persons in furtherance of common intention				
			143		Being member of an unlawful assembly				
1. IPC Sections - 143, 188, 34 , Other Details -			188		Disobedience to order duly promulgated by public servant				
Cases (Convicted) -----No Cases-----									
S. No.	Name	State/ Dist	Constituency	Party	Age	Serious IPC Counts	No of Cases in which Accused	No. of Cases in which Convicted	Total
161	S.P.Y.REDDY	ANDHRA PRADESH	Nandyal	INC	59	0	1	0	1
Cases (Accused)			IPC Section		Description				
IPC Sections - , Other Details - Sec 7(1) and Sec 16(1)(a) (1) Prevention of food adulteration act 1954									
Cases (Convicted) -----No Cases-----									
S. No.	Name	State/ Dist	Constituency	Party	Age	Serious IPC Counts	No of Cases in which Accused	No. of Cases in which Convicted	Total
162	BAIDYANATH PRASAD MAHTO	BIHAR	Valmiki Nagar	JD(U)	51	0	1	0	1
Cases (Accused)			IPC Section		Description				
			143		Being member of an unlawful assembly				
IPC Sections - 188,143 , Other Details - 126 R.P.Act									
Cases (Convicted) -----No Cases-----			188		Disobedience to order duly promulgated by public servant				

LIST OF SERIOUS IPC SECTIONS CONSIDERED FOR THIS REPORT

Serious IPC Section	Description
121	Waging, or attempting to wage war, or abetting waging of war, against the Government of India
121A	Conspiracy to commit offences punishable by section 121
122	Collecting arms, etc., with intention of waging war against the Government of India
123	Concealing with intent to facilitate design to wage war
124	Assaulting President, Governor, etc., with intent to compel or restrain the exercise of any lawful power
124A	Sedition
153A	Promoting enmity between different groups on grounds of religion, race, place of birth, residence, language, etc., and doing acts prejudicial to maintenance of harmony
171B	Bribery
171C	Undue influence at elections
171D	Personation at elections
171E	bribery
171F	undue influence or personation at an election
171G	False statement in connection with an election
171H	Illegal payments in connection with an election
171I	Failure to keep election accounts
172	Absconding to avoid service of summons or other proceeding
177	Furnishing false information
181	False statement on oath or affirmation to public servant or person authorized to administer an oath or affirmation
191	Giving false evidence
192	Fabricating false evidence
193	false evidence
194	Giving or fabricating false evidence with intent to procure conviction of capital offence
195	Giving or fabricating false evidence with intent to procure conviction of offence punishable with imprisonment for life or imprisonment
196	Using evidence known to be false
197	Issuing or signing false certificate
198	Using as true a certificate known to be false
230	Coin defined
231	Counterfeiting coin
232	Counterfeiting Indian coin
233	Making or selling instrument for counterfeiting coin

Serious IPC Section	Description
234	Making or selling instrument for counterfeiting Indian coin
235	Possession of instrument, or material for the purpose of using the same for counterfeiting coin
236	Abetting in India the counterfeiting out of India of coin
237	Import or export of counterfeit coin
238	Import or export of counterfeits of the India coin
239	Delivery of coin, possessed with knowledge that it is counterfeit
240	Delivery of Indian coin, possessed with knowledge that it is counterfeit
241	Delivery of coin as genuine, which, when first possessed, the deliverer did not know to be counterfeit
242	Possession of counterfeit coin by person who knew it to be counterfeit when he became possess thereof
243	Possession of Indian coin by person who knew it to be counterfeit when he became possessed thereof
244	Person employed in mint causing coin to be of different weight or composition from that fixed by law
245	Unlawfully taking coining instrument from mint
246	Fraudulently or dishonestly diminishing weight or altering composition of coin
247	Fraudulently or dishonestly diminishing weight or altering composition of Indian coin
248	Altering appearance of coin with intent that it shall pass as coin of different description
249	Altering appearance of India coin with intent that it shall pass as coin of different description
250	Delivery of coin, possessed with knowledge that it is altered
251	Delivery of Indian coin, possessed with knowledge that it is altered
252	Possession of coin by person who knew it to be altered when he became possessed thereof
253	Possession of Indian coin by person who knew it to be altered when he became possessed thereof
254	Delivery of coin as genuine, which, when first possess, the deliverer did not know to be altered
255	Counterfeiting Government stamp
256	Having possession of instrument or material for counterfeiting Government stamp
257	Making or selling instrument for counterfeiting Government stamp
258	Sale of counterfeit Government stamp
259	Having possession of counterfeit Government stamp
260	Using as genuine a Government stamp known to be a counterfeit
274	Adulteration of drugs
275	Sale of adulterated drugs
292	Sale, etc., or obscene books, etc.
292A	Printing etc. of grossly indecent or scurrilous matter or matter intended for blackmail

Serious IPC Section	Description
293	Sale, etc., of obscene objects to young person
294	Obscene acts and songs
295	Injuring or defiling place of worship with intent to insult the religion of any class
295A	Deliberate and malicious acts, intended to outrage religious feelings or any class by insulting its religion or religious beliefs
299	Culpable homicide
300	Murder
301	Culpable homicide by causing death of person other than person whose death was intended
302	Murder
303	murder by life-convict
304	culpable homicide not amounting to murder
304A	Causing death by negligence
304B	Dowry death
305	Abetment of suicide of child or insane person
306	Abetment of suicide
307	Attempt to murder
308	Attempt to commit culpable homicide
324	Voluntarily causing hurt by dangerous weapons or means
325	voluntarily causing grievous hurt
326	Voluntarily causing grievous hurt by dangerous weapons or means
343	Wrongful confinement for three or more days
344	Wrongful confinement for ten or more days
359	Kidnapping
360	Kidnapping from India
361	Kidnapping from lawful guardianship
362	Abduction
363	kidnapping
363A	Kidnapping or maiming a minor for purposes of begging
364	Kidnapping or abducting in order to murder
364A	Kidnapping for ransom, etc.
365	Kidnapping or abducting with intent secretly and wrongfully to confine person
366	Kidnapping, abducting or inducing woman to compel her marriage, etc.
366A	Procreation of minor girl
366B	Importation of girl from foreign country
367	Kidnapping or abducting in order to subject person to grievous hurt, slavery, etc.

Serious IPC Section	Description
368	Wrongfully concealing or keeping in confinement, kidnapped or abducted person
369	Kidnapping or abducting child under ten years with intent to steal from its person
370	Buying or disposing of any person as slave
371	Habitual dealing in slave
372	Selling minor for purposes of prostitution, etc.
373	Buying minor for purposes of prostitution, etc.
374	Unlawful compulsory labour
375	Rape
376	rape
378	Theft
379	theft
380	Theft in dwelling house, etc.
381	Theft by clerk or servant of property in possession of master
382	Theft after preparation made for causing death, hurt or restraint in order to the committing of the theft
383	Extortion
384	extortion
395	dacoity
396	Dacoity with murder
411	Dishonestly receiving stolen property
412	Dishonestly receiving property stolen in the commission of a dacoity
413	Habitually dealing in stolen property
414	Assisting in concealment of stolen property
415	Cheating
416	Cheating by personation
417	cheating
418	Cheating with knowledge that wrongful loss may ensue to person whose interest offender is bound to protect
419	cheating by personation
420	Cheating and dishonestly inducing delivery of property
463	Forgery
465	forgery
466	Forgery of record of court or of public register, etc.
467	Forgery of valuable security, will, etc.
468	Forgery for purpose of cheating
469	Forgery for purpose of harming reputation

Serious IPC Section	Description
470	Forged document or electronic record
471	Using as genuine a forged document or electronic record

Background on Association for Democratic Reforms(ADR) and National Election Watch(NEW)

About ADR & NEW

Association for Democratic Reforms (ADR) was established in August 1999 by a group of Professors from the Indian Institute of Management (IIM), Ahmedabad. It started by filing a PIL in Delhi High Court in 1999 asking for disclosure of criminal, financial and educational background of candidates contesting elections. Based on this, Supreme Court in 2002 and subsequently in 2003, made disclosure of criminal, financial and educational background mandatory for candidates contesting Parliament and State Legislature elections, prior to the polls by filing an affidavit with the Election Commission.

The National Election Watch (NEW) is a nationwide campaign comprising of more than 1200 NGOs and other citizen led organizations working together on electoral reforms, improving democracy and governance in India. The National Election Watch is active in almost all states of India and has done election watch for all states and Lok Sabha elections to enable voters to make informed choice during elections.

Brief background

Early 1999:	11 IIM-Ahmedabad professors get together to form Association for Democratic Reforms to work on electoral reforms.
August 1999:	ADR files PIL in Delhi High Court seeking disclosure of pending criminal cases by candidates contesting elections to parliament and state assemblies.
November 02, 2000:	Delhi High Court upholds above PIL.
December 2000:	Government of India appeals to Supreme Court against the judgment of Delhi High Court.
May 02, 2002:	Supreme Court rejects the appeal and upholds the High Court judgment.
June 28, 2002:	Election Commission issues orders to implement the Supreme Court judgment.
July 08, 2002:	All party meeting decides to amend Representation of People Act to prevent/dilute the Supreme Court's orders.
August 22, 2002:	Cabinet sends Ordinance for amending the Representation of People Act, to President for signature.
August 23, 2002:	President returns the Ordinance.
August 24, 2002:	Cabinet sends the Ordinance to the President a second time, the President signs, in keeping with the convention.
October 2002:	PILs filed in Supreme Court, including one by ADR, challenging the constitutional validity of the amendment to the Representation of People Act, done by above Ordinance.

- March 13, 2003: Supreme Court declares above amendment of the Representation of People Act as “illegal, null and void” and restores its May 02, 2002 judgment.
- March 27, 2003: Election Commission issues orders implementing the Supreme Court judgment.
- 2002-till date: First ADR, and now National Election Watch, conduct Election Watches in all Parliament and State Assembly elections, collecting copies of affidavits filed by candidates, and collating and summarizing the information given by candidate under oath.

Data for over 50,000 candidates, self-declared by the candidates themselves under the Supreme Court order, is now available.

- 2007: Files RTI applications before Election Commission and the Tax authorities seeking information whether Political Parties file their contribution reports as per Sec 29(A) of RPA (Representation of Peoples’ Act) 1951 to get tax benefits under Sec 13A of Income Tax Act, 1961
- 21 Jun 2007: EC response contains details on 21 parties’s contribution report. Many parties are listed for not submitting the reports ever. Tax Authorites refuse to divulge the information
- 2008: CIC on 2nd appeal allows tax returns of political parties to be made public and directs the authorities to furnish copies of the IT returns of the parties to public
- 2008: Scrutiny of copies of the return revelas that all the parties have availed benefit under Sec 13 A of the Income Tax Act, even those who have not filed their statutorily mandated contribution reports before Election Commission.
- 2008: Files a PIL in Supreme Court to issue order to conduct an inquiry to examine all defaulting parties whom have been given benefit of section 13A of Income Tax Act and to take appropriate action against the defaulting political parties to recover the income tax due from them from the date of default till date
- Nov, 14 2008: Supreme Court sets the PIL aside saying that the time is not appropriate to take up the PIL.
- Jan 2009: Discussion with network partners to strategize on next steps
- May 2009: Results of Lok Sabha Election Watch shows that majority of candidates with heinous criminal records lost elections.
- Nov 2009: First ever report on election expenses released by ADR and NEW.

Our few achievements

- ADR won two milestone judgments on disclosure of candidate's criminal and financial records from the Supreme Court in May 2002 and March 2003 respectively. Since then, 1200 NGOs from all over the country are supporting ADR and ADR in partnership with its partners has organized Citizen Election Watch for all major elections and disclosed candidate's background information to the media and the public.
- After the Supreme Court's order, Members of Parliament (MPs) lined up to clear their outstanding dues to the Government for rent, electricity, phone bills and so on to avoid embarrassing disclosures while filing nomination papers.
- The Election Commission has completed a massive exercise based on the Gujarat Election Watch report to verify information filed by candidates in the nomination papers and affidavits, and has started proceedings against candidates with false declarations. They are now currently doing that for the subsequent elections as well.
- A Bill on Electoral Expenses passed in September 2003. The EC has taken it one-step forward and asked candidates to file a statement of expenses in every three days during the campaign. The EC has also made this information (in addition to the affidavits filed by candidates disclosing financial, criminal and educational background) available to citizens on request to Returning Officers, District Election Officers and the CEOs.
- Civil Society non-partisan Election Watches are springing up in different states. In the Lok Sabha 2004 Elections, 19 States and 5 Union Territories carried out Election Watches. In the Lok Sabha 2009 elections, Election Watches were held in all states and union territories in the country.
- Bihar Election Watch in October-November 2005 resulted in intense pressure on the Chief Minister Designate due to the extensive media coverage of candidate background. As a result, for the first time, Bihar has a Council of Ministers without any known criminal record.
- A national level political leader contacted ADR during the UP Election Watch in 2007 and wanted the list of candidates for his party with criminal details. Similarly, this also happened in the Karnataka Assembly Elections 2008.
- The Election Commission inaugurated Civil Society led National Conferences on Electoral Reforms in Ahmadabad, Bangalore, Patna, Lucknow and Mumbai. These Conferences were action oriented and resulted in successful Election Watch campaigns. The Election Commission has backed this work and the Chief Election Commissioner (CEC) has attended each year's Annual National Conference on Electoral and Political Reforms.
- The EC issued several very significant orders in the last one or two years relating to candidate disclosure, enforcing those affidavits are complete, taking action against false affidavits based on complaints, and disclosing electoral expenses.
- In April 2008, ADR obtained a landmark ruling from the Central Information Commission (CIC) saying that Income Tax Returns of Political Parties would now be available in the public domain along with the assessment orders.
- In the Karnataka Assembly Elections, 2008, there was a reduction in the number of candidates with serious offenses put by parties. There were 93 such cases against candidates in the 2008 elections, down from 217 in the 2004 assembly elections.
- Overall, the percentage of candidates with pending criminal cases came down from 20% to 14% in the assembly elections held in the country in 2008 for the states of Rajasthan, Chhattisgarh, Madhya Pradesh, NCT of Delhi and Mizoram.
- Mr. L.K. Advani, Leader of the BJP gave a press statement that the BJP would not file candidates with criminal records (October 2008). Mr. Rahul Gandhi, General Secretary of the Indian National Congress (INC), made similar announcement.
- A large number of candidates with serious pending cases that contested Lok Sabha 2009 elections like Pappu Yadav, Atiq Ahmed, Mukhtar Ansari, Akhilesh Singh, etc. lost.

- The number of total serious IPC sections against MPs decrease from 296 in Lok Sabha 2004 to 274 in Lok Sabha 2009.
- On Jan 25, 2010 both the Congress Chief Ms Sonia Gandhi and leader of opposition in Lok Sabha Ms Sushma Swaraj of BJP made public statements calling for a consensus on barring candidates with criminal backgrounds from contesting elections.
- On Feb 3, 2010 Prime Minister Manmohan Singh asks his Cabinet colleagues to disclose details of their assets and liabilities and refrain from dealing with the government on immovable property.

Some eminent persons who are or have been involved with this initiative

1. Justice M.N. Venkatachaliah, Former Chief Justice of India
2. Justice Jeevan Reddy, Former Supreme Court Judge and Chairman of the Law Commission
3. Justice B.J. Divan, Former Chief Justice of the Gujarat High Court
4. (Late) Justice P.D. Desai, Former Chief Justice of the Gujarat High Court
5. Justice T.U. Mehta, Former Chief Justice of the Gujarat High Court
6. Mr. V. T. Shah, Former DG Police, Gujarat
7. Mr. Julio Rebeiro, Former DG Police, Maharashtra
8. Admiral Ram Tahiliani, Former Head of the Indian Navy, and President of Transparency International
9. Mr. J.M. Lyngdoh, Former Chief Election Commissioner of India
10. Mr. T.S. Krishnamurthy, Former Chief Election Commissioner of India
11. Mr. C G Somiah, Former Comptroller and Auditor General of India
12. Justice Shiva Shankar Bhatt, Former Justice of the Karnataka High Court
13. Mr. L.C. Jain, Former Member Planning Commission; Former High Commissioner to South Africa
14. Mr. T R Satish Chandran, Former Chief Secretary; Karnataka, Former Governor Goa
15. Dr. Samuel Paul, Former Director of IIM Ahmedabad
16. Dr. Narayan Sheth, Former Director of IIM Ahmedabad
17. Mr. Ramachandra Guha, Eminent Historian and columnist
18. Mr. P.S. Appu, IAS, Former Secretary to the Government of India
19. Mr. P.V. Shenoi, IAS, Former Secretary to the Government of India
20. Mr. K C Sivaramakrishnan, , Former Secretary to the Government of India
21. Mr. I.C. Dwivedi, Former DG Police, Uttar Pradesh
22. Justice Sachidanand Awasthi, Former Judge of the MP High Court
23. Mr. B.G. Deshmukh, Former Cabinet Secretary, Government of India
24. Justice Chandrashekhar Dharmadhikari, Former Justice of the Mumbai High Court
25. Mr. D.M. Sukhtankar, Former Chief Secretary; Maharashtra
26. Lt. Gen. Y.D. Sahasrabuddhe, Former Director General Army Service Corps
27. Justice S.C. Verma, Former Lokayukta U.P.
28. Justice Kamleshwar Nath, Former Judge of Allahabad High Court
29. Justice D.K. Trivedi, Former Judge of Allahabad High Court.
30. Shri R.C. Tripathi, Former Secy. Genl. Rajya Sabha
31. Shri S.A.T. Rizvi, Former Secy. Parliamentary Affairs, Govt. of India.

32. Prof. Banwari Lal Sharma, Formerly of Allahabad University
33. Prof. S.K. Agarwal, Former Vice Chancellor Agra University.
34. Dr. Bhumitra Dev, Former Vice Chancellor Gorakhpur and Ruhelkhand Universities
35. Dr. Veer Bhadra Mishra, Retd. Prof, BHU
36. Prof. Waseem Barelwi, Renowned Urdu Poet and Social Activist
37. Shri Prakash Singh, Former DG BSF & DGP U.P
38. Shri Ram Arun, Former DGP, U.P.
39. Dr H.K. Paintal, Former Professor, Lucknow University
40. General (Retd) Shankar Roychowdhury, Former General, Indian Army
41. Ms Aruna Roy, founder member MKSS

Founders of ADR (At the time of founding ADR in 1999)

1. Trilochan Sastry, Ph.D. (MIT)
Professor, Indian Institute of Management, Ahmedabad
2. Jagdeep S. Chhokar, Ph.D. (Louisiana State University)
Professor, Indian Institute of Management, Ahmedabad
3. Sunil Handa, BTech (BITS, Pilani); PGDM (IIM,Ahmedabad)
Eklavya Education Foundation, Ahmedabad and visiting Professor, IIM, Ahmedabad
4. Ajit Ranade, Ph.D. (Brown University)
Professor, ICRIER, New Delhi
5. Devanath Tirupati, Ph.D. (MIT),
Professor, Indian Institute of Management, Ahmedabad
6. Brij Kothari, Ph.D. (Cornell University)
Professor, Indian Institute of Management, Ahmadabad
7. Pankaj Chandra, Ph.D. (Wharton School, University of Pennsylvania)
Professor, Indian Institute of Management, Ahmedabad
8. Rajesh Agarwal, AICWA, ACA, MIIA
Professor, Indian Institute of Management, Ahmedabad
9. P.R. Shukla, Ph.D. (Stanford University)
Professor, Indian Institute of Management, Ahmedabad
10. Prem Pangotra, Ph.D. (Wisconsin University)
Professor, Indian Institute of Management, Ahmedabad
11. Sudarshan Khanna, PG (Industrial Design)
Professor, National Institute of Design, Ahmedabad

Current trustees of ADR

1. Prof. Trilochan Sastry
Professor and Academic Dean, Indian Institute of Management, Bangalore
2. Prof. Jagdeep S. Chhokar
Former Professor, Dean, and Director In-Charge, Indian Institute of Management, Ahmadabad
3. Prof. Ajit Ranade
Chief economist, Aditya Birla Group
4. Prof. Sunil Handa
Chairman, Eklavya Education Foundation, Visiting Professor, IIM Ahmedabad
5. Dr. Kiran B. Chhokar
Programme Director, Higher Education, Centre for Environment Education (CEE)
6. Prof. Brij Kothari
Adjunct Professor, Indian Institute of Management, Ahmedabad, (Ravi J. Matthai Centre for Educational Innovation)
7. Prof. Sudarshan Khanna
Former Professor, National Institute of Design, Ahmedabd, and Board Member, International Toy Research Association, Sweden
8. Prof. Devanath Tirupati
Professor, Indian Institute of Management, Ahmadabad
9. Ms. Kamini Jaiswal
Senior Advocate, Supreme Court of India,
Secretary, Center for Public Interest Litigation

STATE COORDINATORS LIST

ELECTION WATCH	COORDINATORS
National Coordinator	Mr. Anil Bairwal ADR, B-1/6, Hauz Khas, New Delhi- 110016 011- 65901524; +91- 9999310100 anil@adrindia.org
North Zone Coordinator	Mr. Jaskirat Singh 91- 9316084953 jaskirats@gmail.com
Andhra Pradesh Election Watch	Mr. Ajay Gandhi Manthan Foundation +91- 9963077444 ajay@wingsinfo.net www.apelectionwatch.org
	Ms. Sowmya Kidambi +919490469329 sowmyakrishkidambi@gmail.com
	Mr. Rakesh Reddy Dubbudu ABHYAAS 3rd Floor Bhanu Estate , Behind ICICI Bank Opposite JNTU, Kukatpally Hyderabad, Andhra Pradesh Phone No:- +91-9885419012 rakesh@bhumi.in
Arunachal Pradesh Election Watch	Mr. Dushyant Sharma +91- 9862569134 ipf_likabali@yahoo.co.in
	Mr. Bamang Tago Arunachal Citizens Rights +91-9463057205 acr2000@gmail.com
Assam Election Watch	Mr. Tasaduk Ariful Hussain Executive Director North East Social Trust (NEST) House No. 2, Rose Land Baghorbori-Napara Road Panjabari, Guwahati Assam - 781037 Phone: 91-361-2338888 (o) 91-94350 54775 (m) Email - arif@nestinfo.org Web: www.nestinfo.org

ELECTION WATCH	COORDINATORS
Bihar Election Watch	Mr. Anjesh Kumar Co-ordinator Lok Samvad, K-599, Hanuman Nagar, Patna - 20 +91- 9334397067, +91- 9431251351 anjesh.kumar@gmail.com
Chhattisgarh Election Watch	Mr. Gautam Bandyopadhyay CHHATTISGARH ACTION AND RESEARCH TEAM 03, Anupamnagar, Post: Shankarnagar, Raipur Pin – 492007, Ph and Fax: 0771-2444120, +91- 9826171304(M) Email- cartcg@gmail.com, gautamraipur@gmail.com
	Mr. Uma Prakash Ojha PRAYAS, 395-Baijnathpara, Raipur, Pin -492001 +91- 9425210113 ojhaup@gmail.com
Goa Election Watch	Mr. Ajit Ranade +91- 9702215312 ajit.ranade@gmail.com
Gujarat Election Watch	Prof. Jagdeep Chhokar +91- 9999620944 jchhokar@gmail.com
	Ms. Pankti Jog B-3, Sahjanand Tower, At the end of Shyama Prasad Mukherjee Bridge, Jivraj Park, Ahmedabd - 380 051 Email :- mapgujarat@gmail.com +91- 9909006791, 079-26821553
	Mr. Anand Padh Core House, Off C.G.Road, Ellisbridge, Ahmedabad-380 006, +91- 9227480021 apadh.core@gmail.com
Haryana Election Watch	Mr. Jaskirat Singh +91- 9316084953 jaskirats@gmail.com
Himachal Pradesh Election Watch	Mr. P. R Ramesh Lok Kalyan Mandal, Theog, Distt.- Shimla Himachal Pradesh +91-9816002341, 01783-201661 lkmtheog@yahoo.co.in

ELECTION WATCH	COORDINATORS
Himachal Pradesh Election Watch	Mr. J.R Ramoul YUMDHA +91- 9418023307/ 9418618400 yumdhahimachal@yahoo.com
Jammu & Kashmir Election Watch	Dr Muzaffar Bhatt C/O Aijaz Ahmed Bhat(SP) Kannidewaar,Hawal, Near Islamia College, Srinagar 190011 J&K +91-9419562190 budgam_social@rediffmail.com
Jharkhand Election Watch	Mr. Sudhir Pal Manthan Yuva Sansthan, Hindpiri, 3rd Street Ranchi- 834001, Jharkhand +91- 9431107277, 0651-2202202 manthan_ranchi@hotmail.com
Karnataka Election Watch	Mr. Trilochan Sastry +91- 9448353285 trilochans@iimb.ernet.in
	Mr. Sridhar Pabbisetty #282, 11th B Cross, 3rd Main, I Block, BEL Layout, Vidyaranyapura, Bangalore -560097 +91- 9448353285 psridharp@gmail.com
	Ms. Sindhu Naik Rejuvenate India Movement +91-9900191517 sindhunaik@gmail.com
Kerala Election Watch	Mr. Satish Babu +91- 9447027274; +91 471 2314060/ 4016781 sb@inapp.com www.electionwatchkerala.org
Madhya Pradesh Election Watch	Mr. Rakesh Ranjan Convener & Coordinator Sandhan Association For Advocacy & Development, Mai Ji Ka Bageecha, Mai Ghat, Katni – 483 501 Madhya Pradesh Phone: 098263-26708 (Mobile) sandhankatni@indiatimes.com; rakeshranjan_rti@yahoo.co.in

ELECTION WATCH	COORDINATORS
Maharashtra Election Watch	Mr. Ajit Ranade +91- 9820215312 ajit.ranade@gmail.com
	Mr. Nitin Valame +91- 9821086201 nitin.valame@gmail.com
Manipur Election Watch	Mr. Sumorjit +91-9436294734/ 9862496991 somorjitm@hotmail.com
Meghalaya Election Watch	Ms. Mayfereen Ryntathiang Grassroot 15-13/H-90, Wahingdoh Block 3, Shillong – 79300, MEGHALAYA Phone No :- +919862106870 mayfereenlyngdoh@gmail.com
Mizoram Election Watch	Mr. Vanlalruata PRISM PO Box - 111, Aizawl, Mizoram Pin 796 001 +91- 9863373928 ruataprism@yahoo.in
Nagaland Election Watch	Ms. Hekani Jakhalu YOUTHNET Below Raj Bhawan, Officers Hill, Kohima +91- 9436077394 hekanijakhalu@yahoo.com
Orissa Election Watch	Ranjan Kumar Mohanty Secretary, People's Cultural Centre & Coordinator Jana Adhikar Abhijan VII-H/26, Shailashreevihar Bhubaneswar-21, Orissa Phone: (0674) 2740432/2740178 094370-13723 (Mobile) Fax: (0674) 2740432 pecuc@hotmail.com
Punjab Election Watch	Mr.Jaskirat Singh +91- 9316084953 jaskirats@gmail.com

ELECTION WATCH	COORDINATORS
Rajasthan Election Watch	Mr. Nikhil Dey Mazdoor Kisan Shakti Sangathan (MKSS) Village: Devdungri, Post: Barar, District Rajsamand, Rajasthan-313341 +91- 9414001480 mkssrajasthan@gmail.com; mkssrajasthan@yahoo.com; nikhildey@gmail.com,
	Mr. Kamal Tank +91- 9214641706 kamalrti@gmail.com
Tamil Nadu Election Watch	Sudarshan Padmanabhan, Ph.D. Assistant Professor, Humanities and Social Sciences Indian Institute of Technology Madras Chennai - 600036 Tamil Nadu, India Tel:-044-2257426; +91-9444782884 sudarsanp@iitm.ac.in
	Mr. Kris Dev +91- 9340852132 krisdev@gmail.com
Tripura Election Watch	Biswendu Bhattacharjee Secretary, ARPAN & Environment Journalist Banamalipur, Agartala, West Tripura Cell: +919436125214 biswendu.tripura@gmail.com
Uttar Pradesh Election Watch	Mr. I. C. Dwivedi 4/26, Vishal Khand, Gomtinagar, Lucknow. 226 010 Phone: (0522) 239 1141, (0522) 309 4504 094150-01468 (Mobile) Email: icdwivedi@gmail.com
	Mr. Sanjay Rai AIM A-8 Sarvodaya Nagar, Lucknow, 226 016 Ph.+91-522-2349556, M- +91-9415121462 aimlucknow@gmail.com sanjaykrai@yahoo.com

ELECTION WATCH	COORDINATORS
Uttar Pradesh Election Watch	Mr. Sanjay Singh Parmarth Pramarth Samaj Sevi Sansthan Orai, UP +91-9415114151 parmarthorai@sancharnet.in parmārths@gmail.com
	Dr Lenin PVCHR SA 4/2A Daulatpur, Varanasi Uttar Pradesh – 221002 Tel – 09935599333, 09935599330 pvchr.india@gmail.com
	Mr. Mahesh Anand Gram Swaraj Samiti Duddhi, Sonebhadra, UP +91 9415233694 +91 9936747774 gss_sonebhadra59@rediffmail.com
	Mr. Snehvir Pundir +91-9837250111 snehvir.pundir@gmail.com
Uttaranchal Election Watch	Mr. Ravi Chopra Director People's Science Institute 252, Vasant Vihar Phase –I, Dehra Doon 248006 0135-2773849 ;+91-9411135976 psiddoon@gmail.com psiddoon@rediffmail.com
West Bengal Election Watch	Dr. Deepika Kedia +91-9831239520; kedia.deepika@gmail.com
	Mr Raktim Mukhopadhyay Consultant for GOs,NGOs and NPOs. Director, Bangiya Unnayan Parishad C-21/1,Patuli Ghosh Para, Panchasayar, Kolkata - 700 094 +91-9831243234 raktim2000@gmail.com

DISCLAIMER

All information about candidates in this report has been taken from the affidavits filed by candidates with their nomination papers. Copies of affidavits were collected by volunteers of various groups from the offices of Election Commission officials in various States or were downloaded from the Official Web Sites of the Chief Electoral Officers of various States. While all efforts have been made to ensure that the information is in keeping with what is mentioned in the affidavits, in case of any discrepancy in the information mentioned in this volume and the information given in the affidavits, the information reported in the affidavits filed by the candidates should be treated as correct. Neither the Association for Democratic Reforms nor any of the Election Watch Groups in the States nor their volunteers are responsible or liable for any damage arising directly or indirectly from the publication of this volume.