

NCT of Delhi

Lok Sabha 2009 Elections

CONTENTS

Executive summary for candidates and MPs	699
Voting and winning trend.....	701
Analysis based on pending criminal cases.....	702
Pending criminal cases- analysis for candidates.....	702
Party wise break up for candidates with pending criminal cases	702
Party wise comparison of pending criminal cases on candidates in LS 2004 & LS 2009.....	703
Details for candidates based on pending criminal cases.....	703
Pending criminal cases- analysis for MPs	704
Analysis based on assets.....	705
Analysis based on assets – for candidates	705
Average assets for Candidates.....	706
Top 20 crorepati candidates.....	707
Analysis based on assets- for MPs.....	709
Chances of winning based on assets.....	710
Crorepati MPs- Party wise break up.....	710
Average assets per MP for major parties	710
Female representation in Lok Sabha 2009 elections	711
Full Asset and pending criminal cases details.....	712
Assets for all MPs from NCT of Delhi in Lok Sabha 2009.....	712
Full details of pending criminal cases on MPs from NCT of Delhi.....	712

Delhi Election Watch*

Lok Sabha elections 2009

Lok Sabha 2009 elections were held in National Capital Territory of Delhi on May 7, 2009. This chapter includes the analysis of voting trend, criminalization, money power, gender etc in these elections. Information provided by ECI and details from the affidavits filed by contesting candidates have been used for above analysis.

Growth of political parties

In Lok Sabha 2004, 32 parties contested from NCT of Delhi which rose to 46 parties in Lok Sabha 2009 elections. This reflects a rise of 44% in the number of parties from Lok Sabha 2004 elections to Lok Sabha 2009 elections.

Growth in number of candidates

In NCT of Delhi a total of 160 candidates contested Lok Sabha 2009 elections as compared to 129 candidates in Lok Sabha 2004 elections. This shows a growth of 24% in the number of candidates contesting in 2009.

Executive summary for candidates and MPs

Summary for candidates

- Affidavits of 158 candidates out of 160 contested in Lok Sabha 2009 elections from NCT of Delhi were analyzed by Delhi Election Watch (DEW).
- Out of these 158 candidates, 20 candidates or 13% declared pending criminal cases against them. BJP had 4 out of 7 (57%) candidates with pending criminal cases; BSP had 3 out of 7 (43%) candidates with pending criminal cases.
- Out of these 20 candidates with pending criminal cases, 8 had pending serious criminal cases like murder, attempt to murder, kidnapping, robbery, extortion etc. Out of these 8 candidates 4 candidates are independent, 3 candidates are from BSP & 1 from RPIE.
- Comparing candidates of major parties-INC and BJP who contested Lok Sabha 2004 elections from NCT of Delhi shows that out of 11 candidates of these two major political parties, 3 (27%) had pending criminal cases against them. Comparing this to Lok Sabha 2009 elections, there were 14 candidates of these two main parties- INC & BJP and out of these 14 candidates 5 (36%) had pending criminal cases against them.
- There were 18 IPC charges of heinous nature on the candidates.
- There were total 4 red alert constituencies where 3 or more contesting candidates had pending criminal cases. North Delhi, North East Delhi & West Delhi each had 4 candidates with pending criminal cases.
- Out of 158 candidates, 33 candidates i.e. 21% were crorepatis.

*This chapter would not have been possible without the efforts of several volunteers, groups and organizations from the state. ADR and NEW especially acknowledge with gratitude the efforts of Satark Nagarik Sangathan, Kabir, NCPRI, Gandhian Satyagrah Brigade, Commonwealth Human Rights Initiative and Transparency International.

This volume is dedicated to all who were part of the Election Watch.

- A total of 19 candidates declared liabilities of 5 lakhs and above.
- Among major parties, the average asset per candidate for BJP was Rs. 2.58 crores & INC was Rs. 7.14 crores.
- Out of 158 candidates, 66 i.e.42% of candidates have not furnished PAN card details.
- Number of women candidates was just 18 (11%) as compared to 142 of men (89%).
- 36% candidates (57 of 158) were graduates & above.
- The highest votes polled were approx 57% for INC and it was about 30% of the total registered voters. BJP managed 35% of the votes.

Summary for MPs

- Out of 7 MPs, 1 (14%) from INC has pending criminal cases against him. Comparing this to Lok Sabha 2004, affidavits were available for 6 MPs and out of these 6 MPs, 2 MPs (33%) had pending criminal cases against them.
- The number of Crorepati MPs has increased from 2 in Lok Sabha 2004 to 7 in current Lok Sabha.
- INC won all the 7 seats & the average asset per MP for INC is Rs. 7.15 crores.
- Out of 18 women candidates only one won.

Voting and winning trend

The % of votes polled by major parties

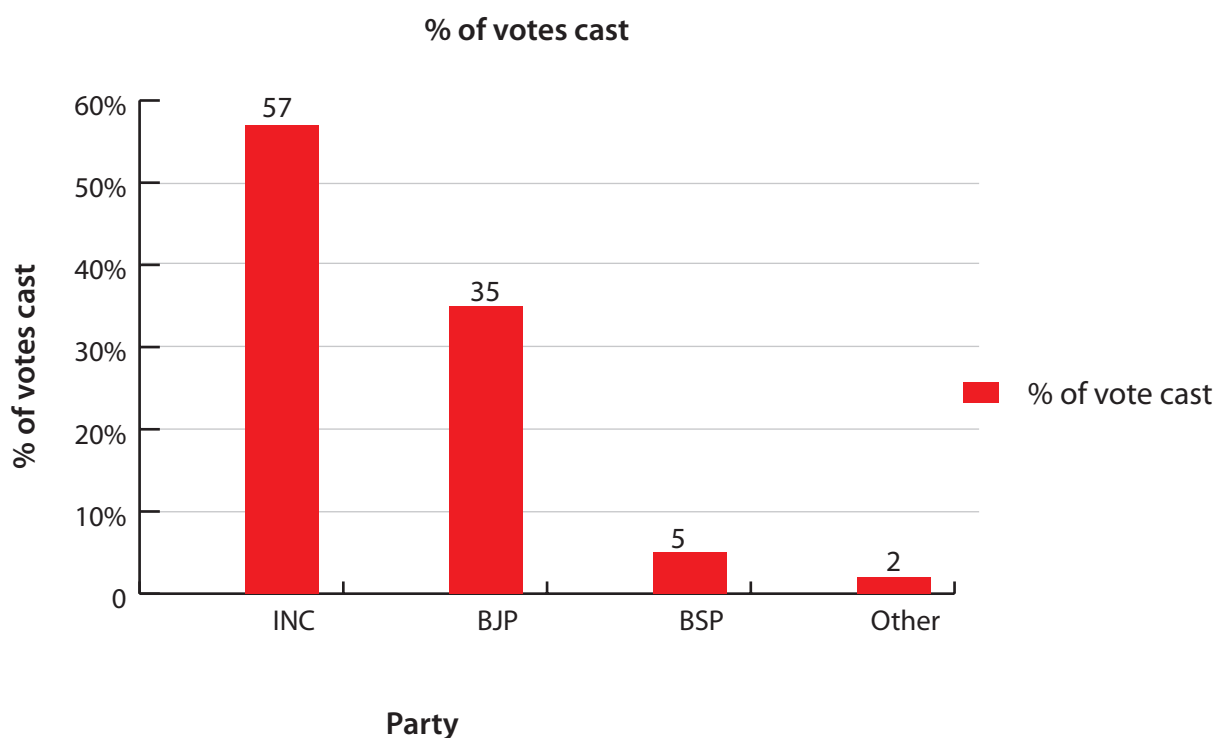
Total voting in NCT of Delhi was 52%. INC emerged as the largest party in NCT of Delhi after winning all 7 Lok Sabha seats. INC managed to get 57% of the votes cast and it is 30% of the registered voters. The total electorate in NCT of Delhi was 1,10,97,892 and the total votes cast were 57,53,047.

Further break-up is given in the table-

Table: Per cent of votes cast

Party	Total votes cast for the party	% of votes cast	% of total registered voters
Indian National Congress (INC)	32,85,353	57%	30%
Bharatiya Janata Party (BJP)	20,26,876	35%	18%
Bahujan Samaj Party (BSP)	3,07,232	5%	3%
Others	1,33,586	2%	1%

Figure: Per cent of votes cast in Delhi- Party wise



Candidates Vs MPs

NCT of Delhi has 7 parliamentary constituencies & all its MPs in Lok Sabha 2009 are from INC.

Analysis based on pending criminal cases

Pending criminal cases- analysis for candidates

A total of 158 affidavits out of 160 were analysed by Delhi Election Watch (DEW) for Lok Sabha 2009 elections. Out of these 158 candidates, 20 (13%) candidates declared pending criminal cases against them. Out of these 20 candidates with pending criminal cases, 8 had pending serious criminal cases like murder, attempt to murder, kidnapping, robbery, extortion etc.

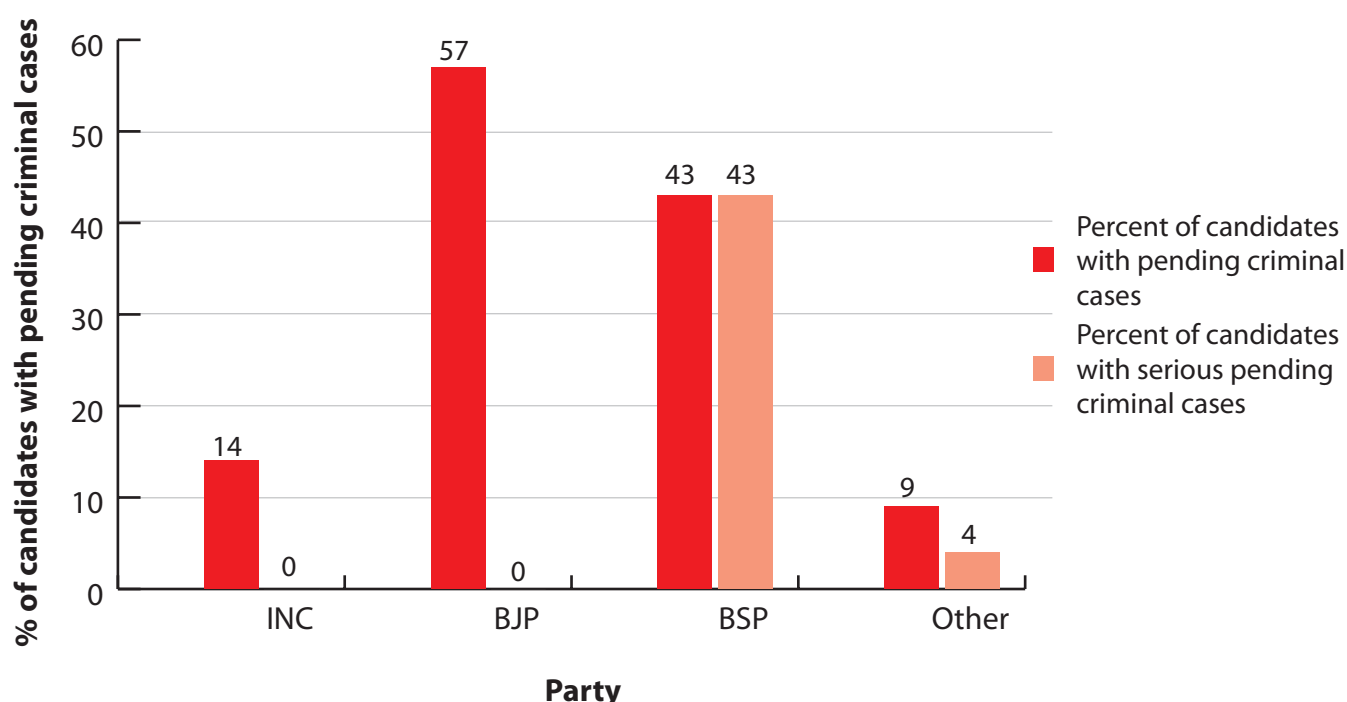
Party wise break up for candidates with pending criminal cases

In NCT of Delhi, 20 candidates out of 158 contested in Lok Sabha 2009 elections had pending criminal cases against them. 8 out of 20 had serious criminal cases pending against them. 57% candidates of BJP had pending criminal cases against them whereas 43% of candidates from BSP in NCT of Delhi had pending criminal cases. Party wise details are given below.

Table: Candidates with pending criminal cases and serious pending criminal cases- Party wise break up

Party	Total candidates analysed	Candidates with pending criminal cases	Percent of candidates with pending criminal cases	Number of Candidates with pending serious criminal cases	Percent of candidates with pending serious criminal cases
INC	7	1	14%	0	0%
BJP	7	4	57%	0	0%
BSP	7	3	43%	3	43%
Other parties	137	12	9%	5	4%
Total	158	20	13%	8	5%

Figure: Comparison of pending criminal cases and serious pending criminal cases for candidates of various parties



Party wise comparison of pending criminal cases on candidates in Lok Sabha 2004 & Lok Sabha 2009

A comparison between 2009 & 2004 Lok Sabha elections of candidates from three major parties and with pending criminal cases is given below. For BJP & BSP the number of candidates with pending criminal cases has increased in 2009 elections as compared to 2004 elections, whereas for INC it has decreased.

Table: Comparison Lok Sabha 2004 vs. Lok Sabha 2009

Party	Lok Sabha 2004			Lok Sabha 2009		
	Number of candidates analysed	candidates with pending criminal cases	% of candidates with pending criminal cases	Number of candidates analysed	candidates with pending criminal cases	% of candidates with pending criminal cases
INC	6	2	33%	7	1	14%
BJP	5	1	20%	7	4	57%
BSP	6	0	0%	7	3	43%

Details of candidates based on pending criminal cases

The table below lists candidates with serious pending criminal cases like murder, attempt to murder, kidnapping, dacoity etc. Mohammad Yunus from East Delhi & Anil Kumar Gautam from New Delhi had 4 counts each of serious IPCs pending against him. Details are given below.

S No	Name	Constituency	Party	Age	Serious IPC Counts	Total No. of cases	Details of serious IPC counts	Won/ Lost
1	MOHAMMAD YUNUS	East Delhi	BSP	31	4	3	1 charge each of rape, robbery, stolen property & wrongful confinement	lost
2	ANIL KUMAR GAUTAM	New Delhi	IND	37	4	3	2 charges of forgery & 1 charge each of extortion & cheating	lost
3	SUDARSHAN SINGH	West Delhi	IND	32	3	4	1 charges each of attempt to murder, kidnapping & extortion.	lost
4	DEEPAK BHARDWAJ	West Delhi	BSP	58	2	2	2 charges of cheating.	lost
5	MANTU	New Delhi	IND	26	2	1	1 charges each of theft & stolen property.	lost
6	HAJI DILSHAD ALI	North East Delhi	BSP	36	1	2	1 charge of attempt to murder	lost
7	ABDUL SAMAD	Chandni Chowk	RPIE	37	1	1	1 charge of causing grievous hurt.	lost
8	KANTA PINGOLIA	South Delhi	IND	36	1	1	1 charge of extortion	lost

Pending criminal cases- analysis for MPs

Out of 7 MPs from NCT of Delhi in Lok Sabha 2009, 1 MP has pending criminal case against him.

Given below is a comparative analysis for MPs with pending criminal cases elected from NCT of Delhi. The presence of MPs with pending criminal cases from NCT of Delhi in Lok Sabha 2009 has decreased by 50%. The number of total pending criminal cases has also decreased by 50%..

Table: Comparison Lok Sabha 2004 & Lok Sabha 2009- MPs with pending criminal cases

	Lok Sabha 2004	Lok Sabha 2009	Increase	% increase
Number of MPs with pending criminal cases	2	1	-1	-50%
Total Pending criminal cases	2	1	-1	-50%
Number of MPs with pending serious criminal cases	0	0	0	0
Total Serious IPCs against MPs	0	0	0	0

Analysis based on assets

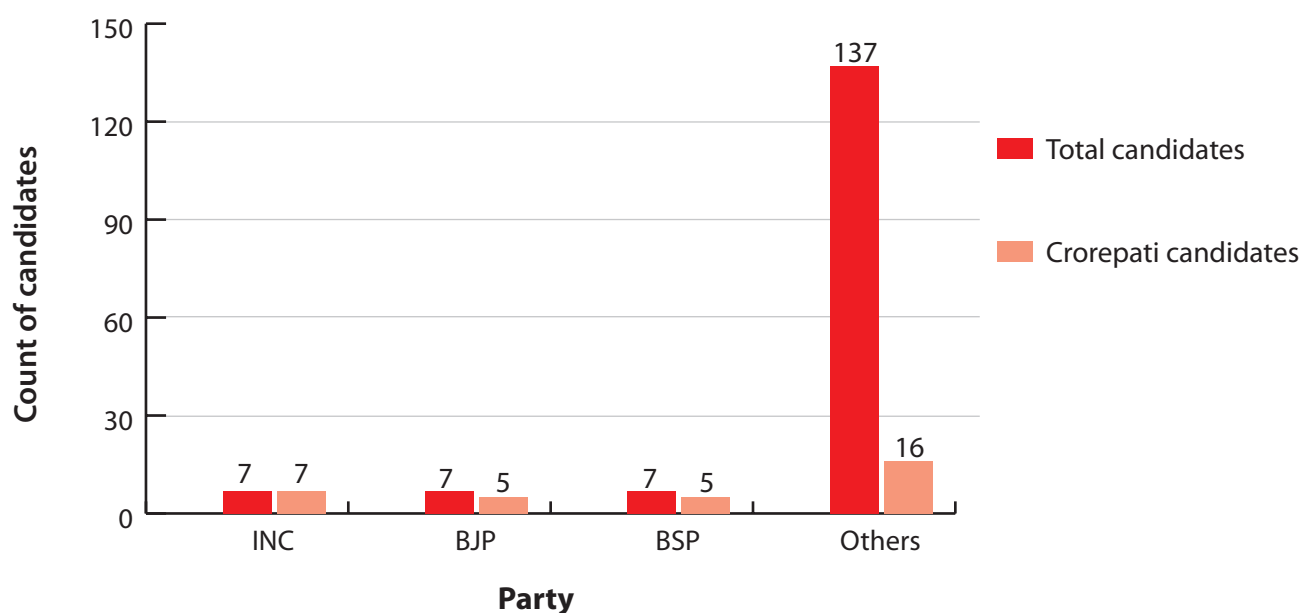
Analysis based on assets – for candidates

Out of 158 candidates contested Lok Sabha 2009, 33 (21%) were crorepatis. 100% candidates of INC and 71% candidates of each BJP & BSP were crorepatis.

Table: Crorepati candidates- Party wise break up

Party	Total candidates analysed	Crorepati candidates	Percentage
INC	7	7	100%
BJP	7	5	71%
BSP	7	5	71%
others	137	16	12%
Total	158	33	21%

Figure: Crorepati candidates from major parties



Average assets for Candidates

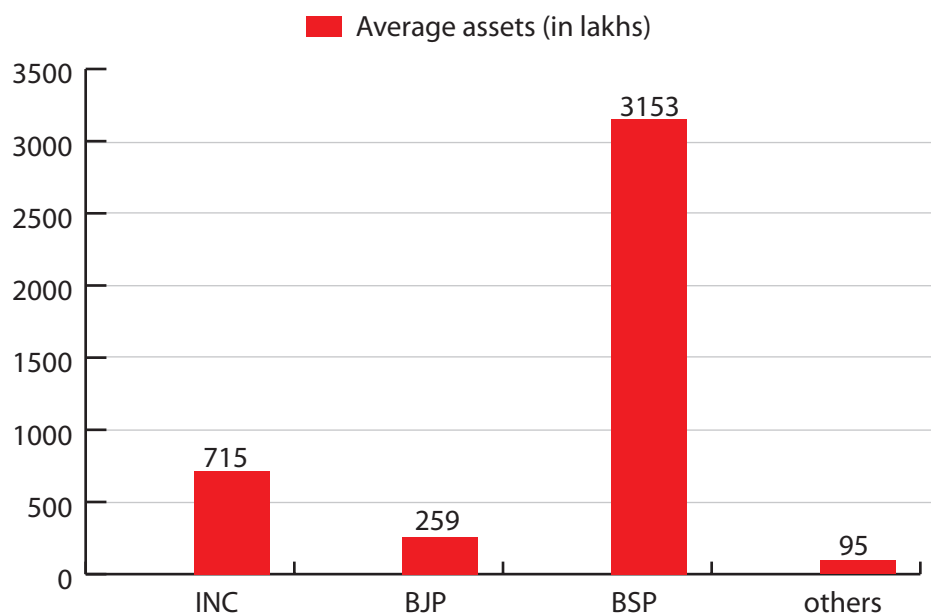
For candidates of INC average assets were approx Rs 7.15 crores. These were more than Rs 2.58 crores for BJP. Detailed list is given below.

Table: Average assets for candidates Party wise

Party	Average Assets	Candidate analysed
INC	Rs 7,14,65,724 ~ 7 Cror+	7
BJP	Rs 2,58,51,947 ~ 2 Cror+	7
BSP	Rs 31,53,19,983 ~ 31 Cror+*	6
Other Parties	Rs 95,40,845 ~ 95 Lac+	137

*One of the candidates of BSP had assets of approx Rs 604 crores & therefore is excluded from the average. If he is included then an average asset of BSP candidates comes out to be Rs 113 Cr.

Figure: Average assets (in lakhs) for candidates of major parties



Top 20 crorepati candidates

Given below is the list of top 20 crorepati candidates who contested Lok Sabha 2009 elections from NCT of Delhi.

Table: Crorepati Candidates in NCT of Delhi

S No	Name	Constituency	Party	Movable Assets (Rs)	Immovable Assets (Rs)	Total Assets (Rs)	PAN Given
1	DEEPAK BHARDWAJ	West Delhi	BSP	52,17,22,215	5,51,66,25,160	6,03,83,47,375 603 Cror+	Y
2	KANWAR SINGH TANWAR	South Delhi	BSP	4,08,11,008	1,50,91,66,267	1,54,99,77,275 154 Cror+	Y
3	MOHD. SHEAR NABI CHAMAN	North East Delhi	IND	82,80,000	60,36,00,000	61,18,80,000 61 Cror+	N
4	KAPIL SIBAL	Chandni Chowk	INC	6,76,08,459	23,58,35,332	30,34,43,791 30 Cror+	Y
5	MOHD. MUS-TAQEEM	Chandni Chowk	BSP	7,34,38,297	12,15,00,000	19,49,38,297 19 Cror+	Y
6	DINESH JAIN	West Delhi	IND	72,23,000	11,35,00,000	12,07,23,000 12 Cror+	Y
7	JITENDAR KUMAR GUPTA	New Delhi	BPC	20,55,000	9,00,00,000	9,20,55,000 9 Cror+	N
8	HAJI DILSHAD ALI	North East Delhi	BSP	22,47,480	7,25,00,000	7,47,47,480 7 Cror+	Y
9	MAHABAL MISHRA	West Delhi	INC	1,76,10,588	4,43,90,000	6,20,00,588 6 Cror+	Y
10	TRILOK CHAND SHARMA	New Delhi	BSP	2,51,56,700	3,37,46,685	5,89,03,385 5 Cror+	Y
11	VIJENDER KUMAR GUPTA	Chandni Chowk	BJP	85,47,690	4,82,00,000	5,67,47,690 5 Cror+	Y
12	AJAY MAKAN	New Delhi	INC	2,54,05,740	1,47,42,300	4,01,48,040 4 Cror+	Y
13	VIJAY GOEL	New Delhi	BJP	1,78,66,912	2,03,00,000	3,81,66,912 3 Cror+	Y
14	KRISHAN KUMAR TYAGI	New Delhi	IND	71,18,300	2,66,00,000	3,37,18,300 3 Cror+	Y
15	RAMESH BIDHURI	South Delhi	BJP	58,41,155	2,45,00,000	3,03,41,155 3 Cror+	Y
16	KALIRAM TOMAR	North East Delhi	IJP	9,74,297	2,80,00,000	2,89,74,297 2 Cror+	Y

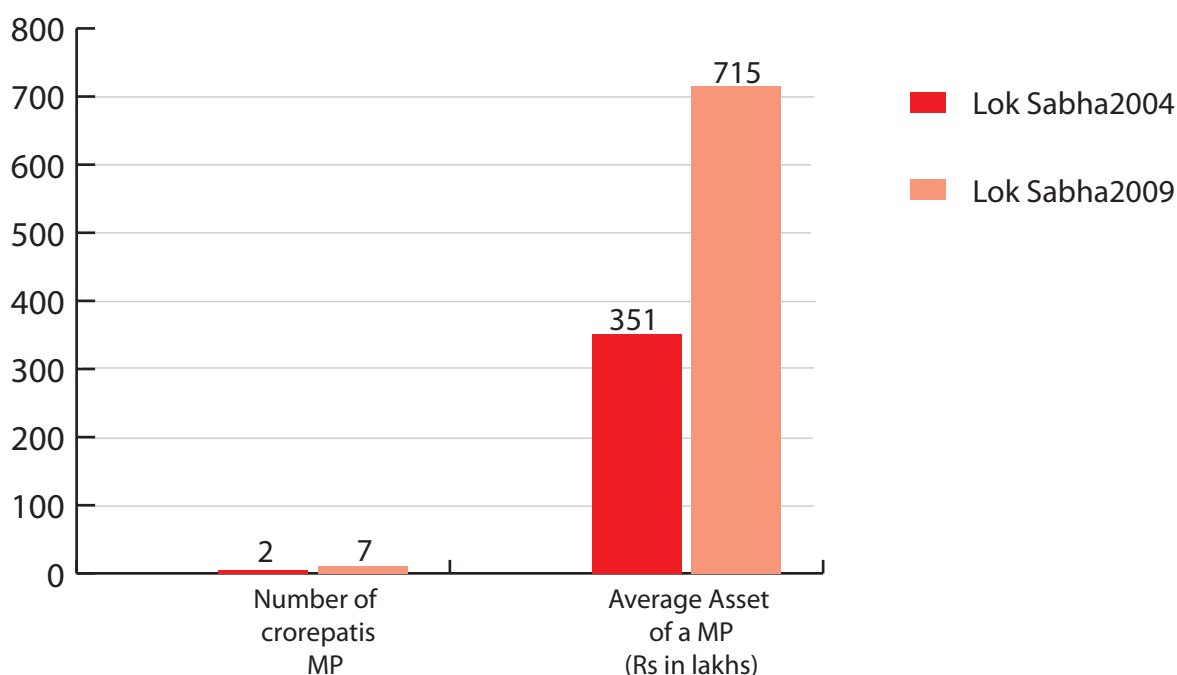
S No	Name	Constitu- ency	Party	Movable Assets (Rs)	Immovable Assets (Rs)	Total Assets (Rs)	PAN Given
17	SURENDER SINGH DABAS	New Delhi	IND	14,81,877	2,50,00,000	2,64,81,877 2 Cror+	Y
18	RAMESH KUMAR	South Delhi	INC	13,45,997	2,45,00,000	2,58,45,997 2 Cror+	Y
19	JAI PRAKASH AGARWAL	North East Delhi	INC	64,78,873	1,84,50,000	2,49,28,873 2 Cror+	Y
20	CHETAN CHAUHAN	East Delhi	BJP	1,05,45,217	1,38,00,000	2,43,45,217 2 Cror+	Y

Analysis based on assets- for MPs

All the 7 MPs in Lok Sabha 2009 from NCT of Delhi are crorepatis. In 2004 there were 2 crorepati MPs from NCT of Delhi. This shows an increase of 250% in the number of crorepati MPs in Lok Sabha 2009 from Lok Sabha 2004. The average asset of a MP in Lok Sabha 2004 was Rs 351 Lac (Approx) which rose to Rs 7.15 cr in Lok Sabha 2009. Between 2004 & 2009 there has been an average asset increase of 104% for MPs.

	In Lok Sabha 2004	In Lok Sabha 2009	Increase	% Increase
Number of crorepati MPs	2	7	5	250%
Average Asset of a MP(In Lakhs)	351	715	364	104%

Figure: Comparison Lok Sabha 2004 and Lok Sabha 2009 based on assets



Chances of winning based on assets

As can be seen from the table, the higher the assets the more are the chances of winning of a candidate. In the Lok Sabha 2009 elections, all the winning candidates from NCT of Delhi are Crorepati. The election results seemed to be highly influenced by the money power of the candidates

Table: Chances of winning based on assets

value of assets	Number of candidates analyzed	Number of MPs	% of MPs
Very high (5 cr and above)	11	2	18%
High (50 lakhs to 5 cr)	44	5	11%
Medium (50 lakhs to 10 lakhs)	39	0	0%
Low (less than 10 lakhs)	64	0	0%

Crorepati MPs- Party wise break up

All the MPs from NCT of Delhi in Lok Sabha 2009 are from INC and all are crorepati.

Table: Crorepati MPs- Party wise break up

Party	Total Candidates analysed	Total crorepati candidates	Total MPs	Total crorepati MPs	% of crorepati MPs
INC	7	7	7	7	100%

Average assets per MP for major parties

INC won all the 7 seats in NCT of Delhi. Average asset for a MP from NCT of Delhi was Rs 7.15 crores.

Table: Average assets for MPs

Party	No of candidates analysed	Average assets for candidates	No of MPs	Average assets for MPs
INC	7	Rs 7,14,65,724 ~ 7 Cror+	7	Rs 7,14,65,724 ~ 7 Cror+

Female representation in Lok Sabha 2009 elections

Out of 160 candidates in Lok Sabha 2009 elections from NCT of Delhi only 18 or 11% women contested. Only one women candidate made it to the parliament.

Full Asset and pending criminal cases details

Assets for all MPs from NCT of Delhi in Lok Sabha 2009

Se- rial	Name	Constitu- ency	Party	Movable As- sets (Rs)	Immovable Assets (Rs)	Total Assets (Rs)	Liabilities	PAN Given
1	KAPIL SIBAL	Chandni Chowk	INC	30,34,43,791 30 Cror+	6,76,08,459 6 Cror+	23,58,35,332 23 Cror+	0.00	Y
2	MAHABAL MISHRA	West Delhi	INC	6,20,00,588 6 Cror+	1,76,10,588 1 Cror+	4,43,90,000 4 Cror+	9,89,118 9 Lacs+	Y
3	AJAY MAKAN	New Delhi	INC	4,01,48,040 4 Cror+	2,54,05,740 2 Cror+	1,47,42,300 1 Cror+	0.00	Y
4	RAMESH KUMAR	South Delhi	INC	2,58,45,997 2 Cror+	13,45,997 13 Lacs+	2,45,00,000 2 Cror+	3,29,812 3 Lacs+	Y
5	JAI PRAKASH AGARWAL	North East Delhi	INC	2,49,28,873 2 Cror+	64,78,873 64 Lacs+	1,84,50,000 1 Cror+	0.00	Y
6	SANDEEP DIK- SHIT	East Delhi	INC	2,27,46,428 2 Cror+	54,87,628 54 Lacs+	1,72,58,800 1 Cror+	19,80,887 19 Lacs+	Y
7	KIRSHNA TI- RATH	North West Delhi	INC	2,11,46,350 2 Cror+	91,46,350 91 Lacs+	1,20,00,000 1 Cror+	0.00	Y

Full details of pending criminal cases on MPs from NCT of Delhi

S. No.	Name	State/ Dist	Constitu- ency	Party	Age	Seri- ous IPC Counts	No of Cases in which Ac- cused	No. of Cases in which Con- victed	Total
1	AJAY MAKAN	NATIONAL CAPITAL TERRITORY OF DELHI	New Delhi	INC	45	0	1	0	1
Cases (Accused)			IPC Section		Description				
1. IPC Sections - 147, 149, 341 , Other Details -			147		rioting				
			149		Every member of unlawful assembly guilty of offence committed in pros- ecution of common object				
Cases (Convicted) -----No Cases-----			341		wrongful restraint				