

Press Release

Meghalaya Assembly Elections 2018
Analysis of Vote Share and Representativeness of Winners

Association for Democratic Reforms

T-95, C.L. House, 2nd Floor,
Near Gulmohar Commercial Complex
Gautam Nagar,
New Delhi-110 049
Phone: +91-011-4165-4200
Fax : +91-11-46094248
Email : adr@adrindia.org

To report any electoral violations and malpractices during elections download the Election Watch Reporter (Android App)

https://play.google.com/store/apps/details?id=com.webrosoft.election_watch_reporter

Contents

Vote Share and Representativeness of Winners.....	3
Representation of Political Parties	3
Seat Distribution among Parties	5
Voter Turnout	6
Vote Share of Winner	7
<i>Winners with highest vote share</i>	8
<i>Winners with Least Vote Share</i>	8
<i>Party Wise Winners with Less than 50% of Vote Share</i>	9
Representativeness of Winners	10
<i>Winners with Highest Representativeness</i>	11
<i>Winners with Least Representativeness</i>	11
<i>Party-wise Winners with less than 40% of Representativeness</i>	12
Margin of Victory for Winners	13
<i>Winners with Least Margin of Victory</i>	13
None of the Above	14
Vote Share and Representativeness of Winners in Meghalaya Assembly Elections	15
Margin of Victory of Winners from Meghalaya Assembly Elections	18
DISCLAIMER	26

Vote Share and Representativeness of Winners

Representation of Political Parties

ADR and Meghalaya Election Watch (MEW) have analysed the vote share for the 59 constituencies in the Meghalaya Assembly Elections, 2018. Data for vote share for William Nagar constituency was not available at the time of creation of this report.

In the Meghalaya Assembly Elections 2018, 14 political parties and independents were in the fray. These included, 4 national political parties, 5 state political parties and 5 registered unrecognized parties. In comparison, during the 2013 Meghalaya State Assembly elections, 14 political parties were in the fray. These included, 4 national political parties, 5 state political parties and 5 registered unrecognized parties. This reflects that there has been no increase/ decrease in the number of political parties that contested in 2018 from 2013.

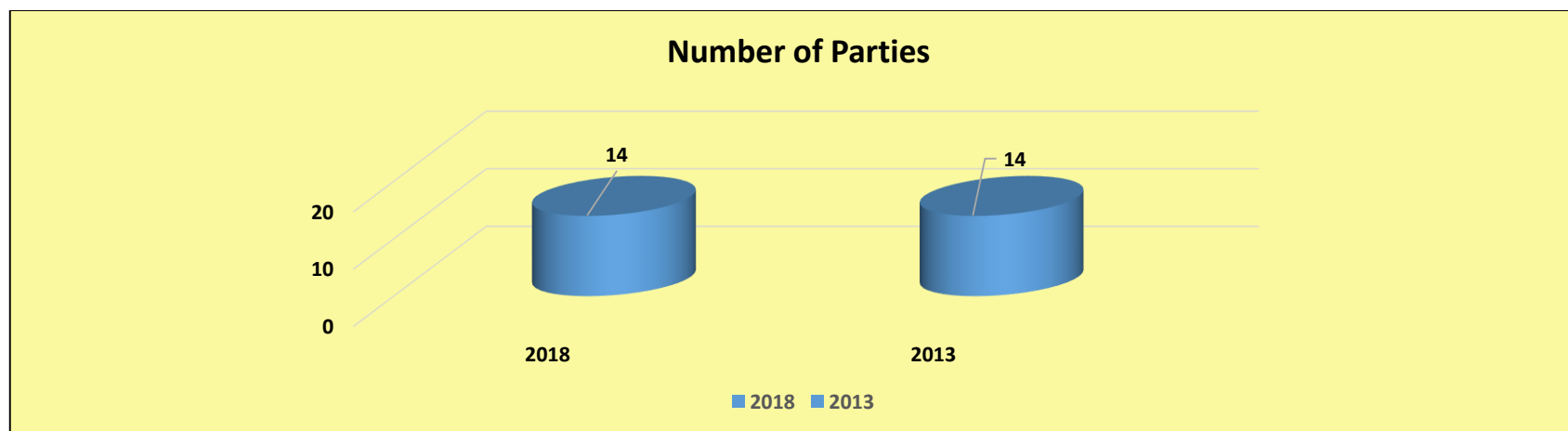


Figure: Number of Political Parties

Count	Meghalaya Assembly Elections, 2013					Meghalaya Assembly Elections, 2018				
	National Political parties	State Political Parties	Registered Unrecognized Parties	Independents	Total	National Political Parties	State Political Parties	Registered Unrecognized Parties	Independents	Total
No. of Parties	4	5	5	NA	14	4	5	5	NA	14
No. of Candidates	95	114	14	122	345	136	107	42	85	370

Table: Number of Political Parties and Candidates

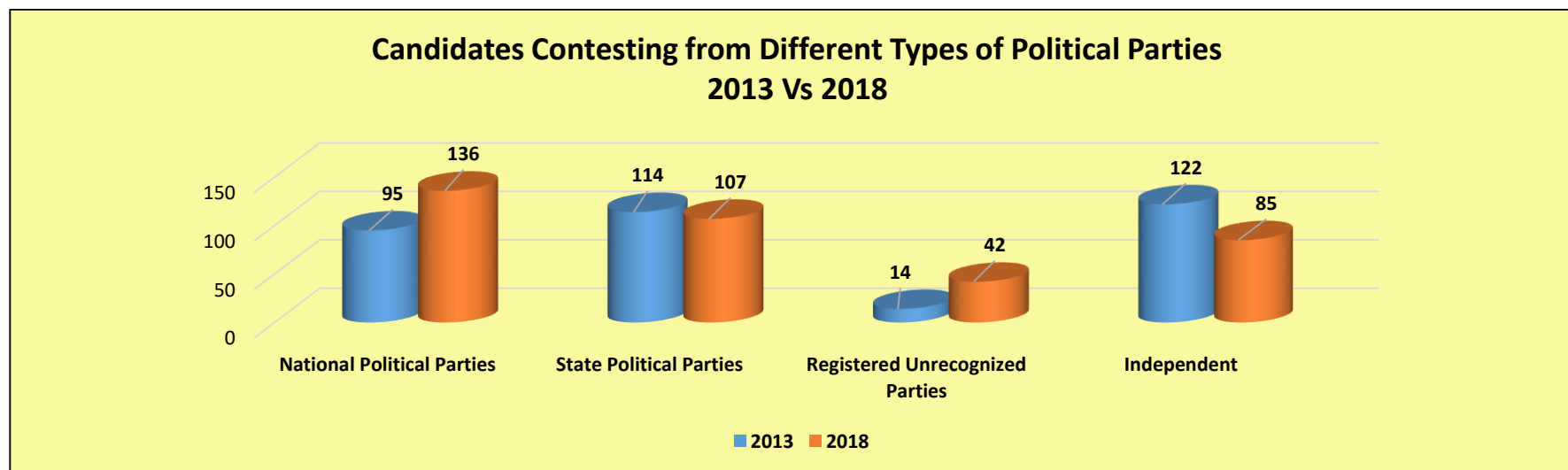


Figure: Candidates Contesting from Different Types of Political Parties

Seat Distribution among Parties

- The national political parties have secured 24 out of 60 seats, with Indian National Congress winning 21 seats; BJP winning 2 seats; NCP winning 1 seat.
- The state political parties have secured 27 seats, with HSPDP winning 2 seats, NPEP winning 2 seats and UDP winning 6 seats.
- Among the 42 registered unrecognized political parties, PDF won 4 seats and KHNAM won 1 seat.
- Independent candidates won 3 seats in total.

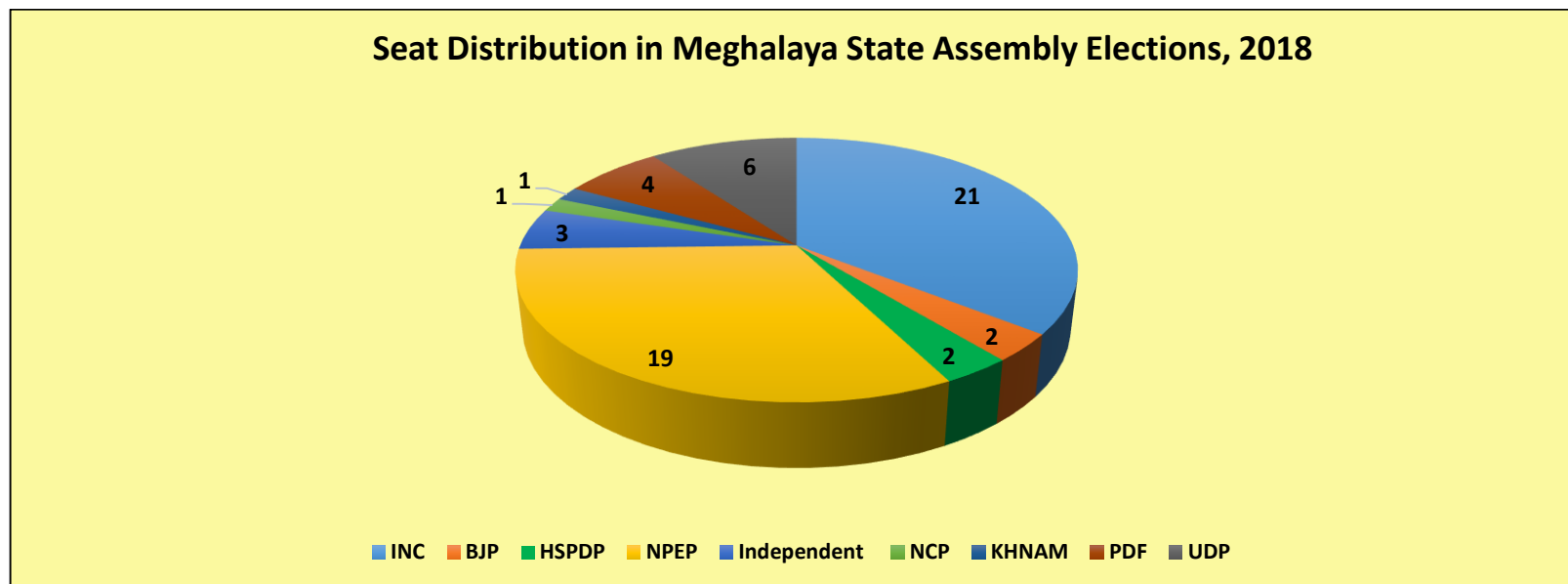


Figure: Seat distribution in Meghalaya Assembly Elections, 2018

Voter Turnout

The voter turnout for the Meghalaya Assembly was **87%** whereas voter turnout in 2013 assembly elections was **88%**.

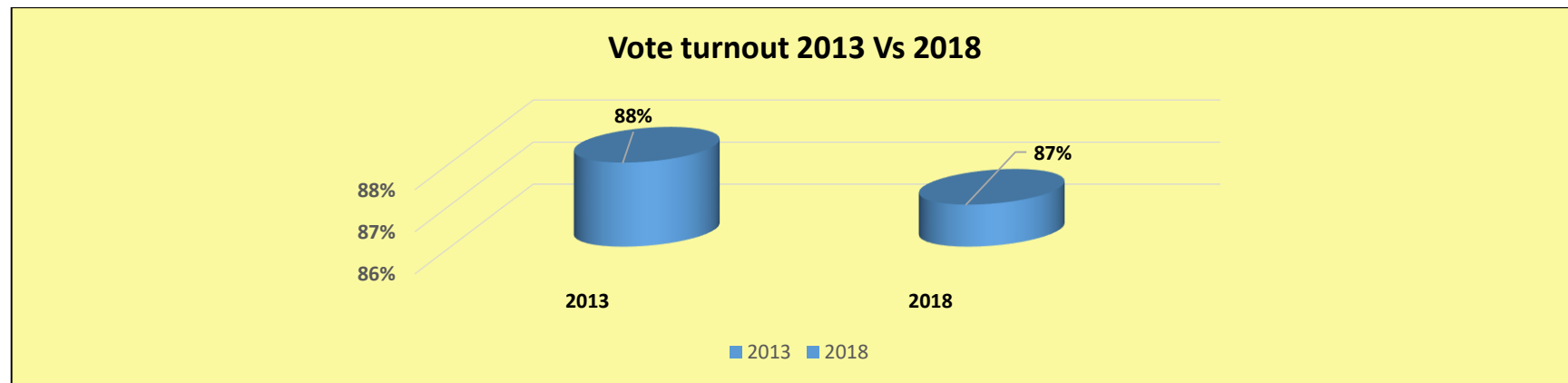


Figure: Comparative Analysis – Voter Turnout

Vote Share of Winner

The percentage of vote share was calculated by dividing the votes polled for the winner by the total number of valid votes polled. The value of vote share represents of votes won by the winning candidates among the total number of valid votes polled.

$$\text{Votes Share} = \frac{(\text{Total Votes Polled for Winner})}{(\text{Total No. of Valid Votes Polled})}$$

The winners of the Meghalaya State Assembly elections, 2018 won by an average of 37 % of total votes polled. In the 2013 elections winners won by an average of 39% of total votes polled.

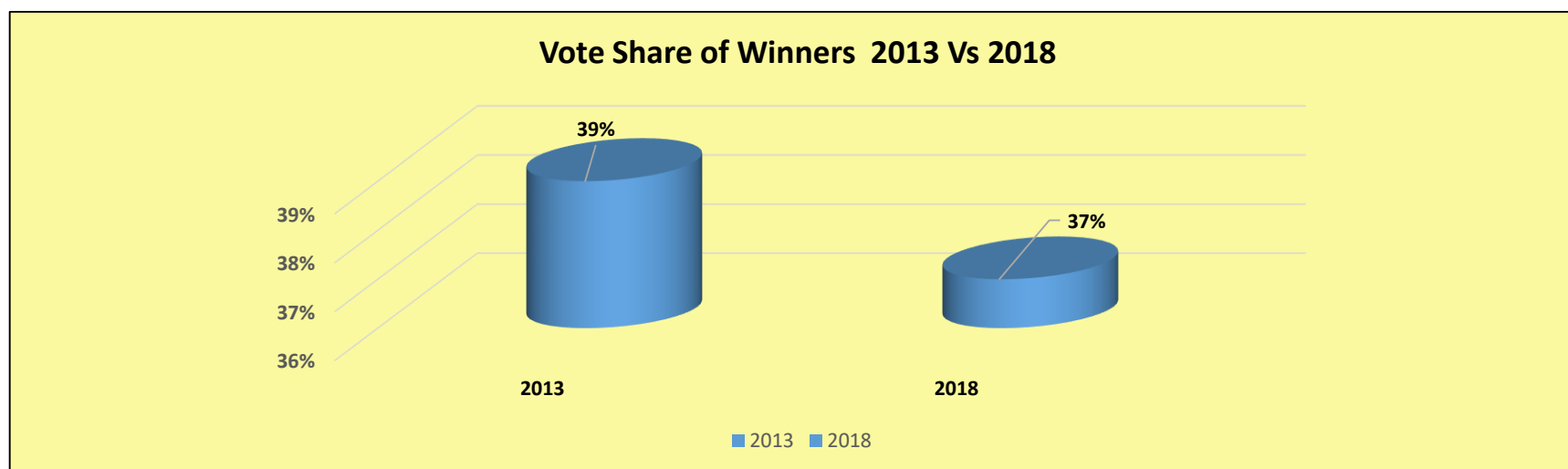


Figure: Comparative Analysis – Vote Share of Winners

Winners with highest vote share: 8 (14%) winners won with 50% and above of the total votes polled in their constituency. The top 3 winners who have attained the highest vote share during the Meghalaya State Assembly Elections, 2018 are given below:

S.No	Winner	Constituency	Party	Total Registered Voters	Total Votes Polled	Total Votes Polled for the Winner	% of Vote Share
1.	DR. MUKUL SANGMA	Ampati	Indian National Congress	28673	26092	16721	64%
2.	MAZEL AMPAREEN LYNGDOH	East Shillong	Indian National Congress	24229	17194	10368	60%
3.	KYRMEN SHYLLA	Khliehriat	United Democratic Party	38105	34489	20285	59%

Table: Winners with highest vote share

Winners with Least Vote Share: 51(86%) winners won with less than 50% of the total votes polled in their constituency. The top 3 winners who have attained the least vote share during the Meghalaya State Assembly Elections, 2018 are given below:

S.No	Winner	Constituency	Party	Total Registered Voters	Total Votes Polled	Total Votes Polled for the Winner	% of Vote Share
1.	JIM M SANGMA	Rongjeng	National People's Party	29519	25287	4846	19%
2.	DASAKHIATBHA LAMARE	Mawhati	National People's Party	32017	28333	6365	22%
3.	NUJORKI SUNGOH	Mowkaiaw	United Democratic Party	31031	29237	6691	23%

Table: Winners with least vote share

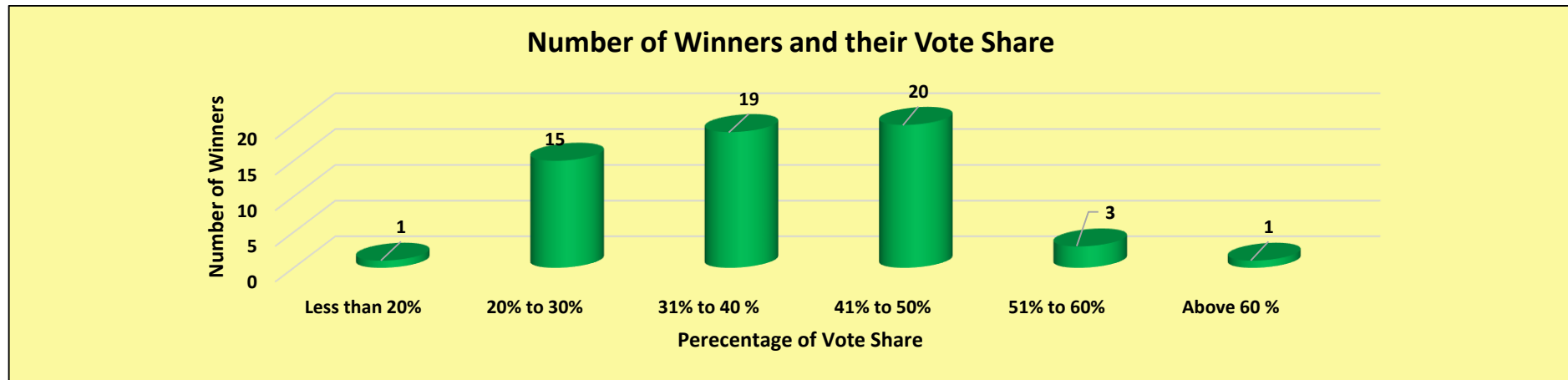


Figure: No. of Winners- Vote Share

Party Wise Winners with Less than 50% of Vote Share Out of 21 winner of **INC**, **16(76%)** won with less than 50 % of total votes polled in their constituencies. **19(100%)** from **NPP**; **3(50%)** out of 6 winners from **UDP**; **4(100%)** from **PDF** and **1(50%)** out of 2 winners from **BJP** won with less than 50% of total votes polled in their constituency.

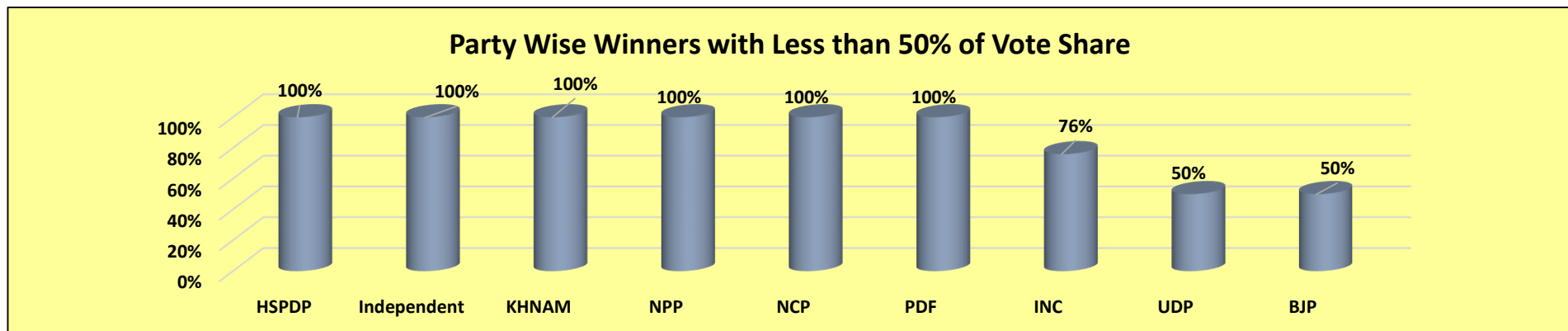


Figure: Party Wise Winners with Less than 50% of Vote Share

Representativeness of Winners

The percentage of representation is calculated by dividing the votes polled for the winner by the electorate i.e. the total number of registered voters. This value represents the percentage of votes won by the winning candidate among the total number of registered voters in the constituency.

$$\text{Representativeness} = \frac{\text{Total Votes polled for Winner}}{\text{Total No. of Registered Voters}}$$

All the winners of the Meghalaya State Assembly Elections, 2018 won with an average of 39% of the total registered voters. This implies that the winners represents on an average, 39% of the total electorate. In the Meghalaya State Assembly Elections, 2013 won by an average of 43% of the total registered votes.

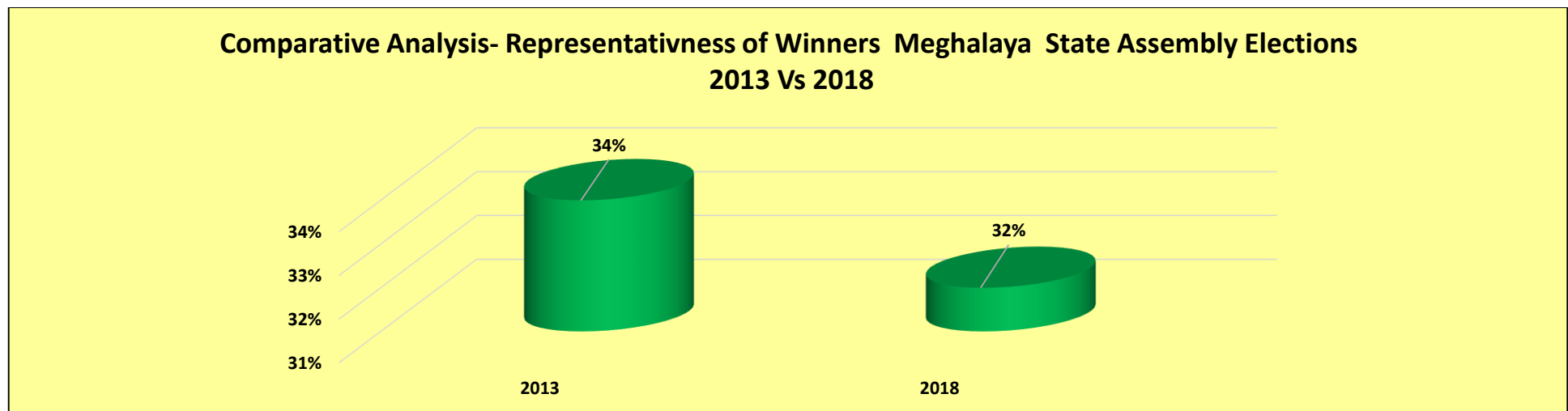


Figure – Comparative Analysis- Representativeness of Winners

Winners with Highest Representativeness: The details of top 3 winners with highest representativeness are given below:

S.No.	Winner	Constituency	Party	Total Registered Voters	Total Votes Polled	Total Votes Polled by Winner	% of Representativeness
1.	DR. MUKUL SANGMA	Ampati	Indian National Congress	28673	26092	16721	58%
2.	KYRMEN SHYLLA	Khliehriat	United Democratic Party	38105	34489	20285	53%
3.	LAHKMEN RYMBUI	Amlarem	United Democratic Party	32320	29475	14766	46%

Table: Winners with Highest Representativeness

Winners with Least Representativeness: The details of top 3 winners with least representativeness are given below:

S.No.	Winner	Constituency	Party	Total Registered Voters	Total Votes Polled	Total Votes Polled for Winner	% of Representativeness
1.	JIM M SANGMA	Rongjeng	National People's Party	29519	25287	4846	16%
2.	DASAKHIATBHA LAMARE	Mawhati	National People's Party	32017	28333	6365	20%
3.	ADELBERT NONGRUM	North Shillong	Khun Hynniewtrep National Awakening Movement	26725	18576	5572	21%

Table: Winners with least representativeness

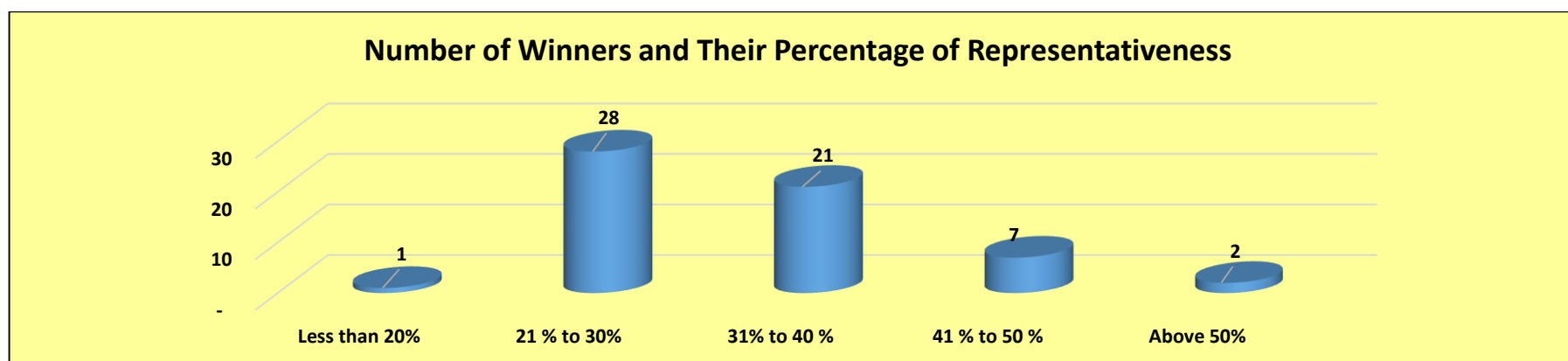


Figure: No. of Winners – Representativeness

Party-wise Winners with less than 40% of Representativeness: Out of 21 winner of **INC**, **15(71%)** have won less than 40% of votes of the total registered voters in the constituency. **17 (89%)** out of 19 winners from **NPP**; **4 (100%)** from **PDF**, **4(67%)** out 6 winners from **UDP** and **2 (100%)** winners from **BJP** have won less than 40 % of votes of the total registered voters in the constituency.

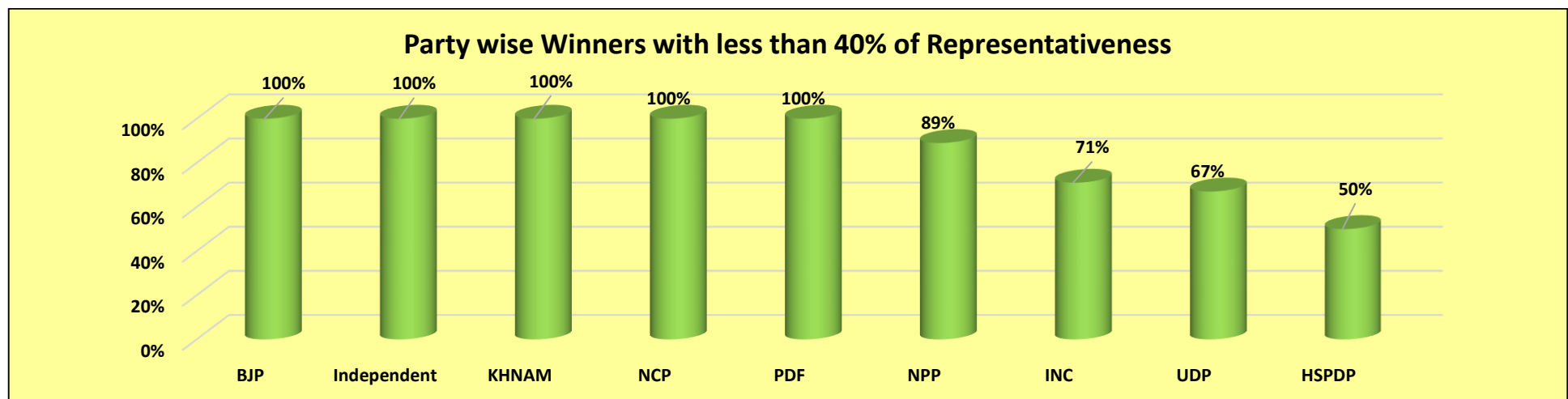


Figure: Party wise Winners with less than 40% of Representativeness

Margin of Victory for Winners

Winners with Least Margin of Victory: The details of top three winners with least margin of victory are given below:

S.No.	Constituency	Total Registered Voters	Total Votes Polled	Winner	Party for Winner	Total Votes Polled for Winner	% of Vote Share of winner	Runners up	Party for Runners up	Total Votes Runner up	% of Vote Share of Runner up	Margin of Victory (Winner-Runner up)	% of Margin of Victory
1	Nongstoin	35222	31617	MACMILLAN BYRSAT	National People's Party	9284	29%	GABRIEL WAHLANG	Indian National Congress	9224	29%	60	0.2%
2	Umsning	32157	27876	JASON SAWKMIE MAWLONG	People's Democratic Front	9238	33%	CELESTINE LYNGDOH	Indian National Congress	9168	33%	70	0.3%
3	Nongkrem	32556	27196	LAMBOR MALNGIANG	Independent	8274	30%	ARDENT MILLER BASAIAWMOIT	Hill State People's Democratic Party	8198	30%	76	0.3%

Table: Winners with Least Margin of Victory

Winners with Highest Margin of Victory: The details of top three winners with highest margin of victory are given below:

S.No.	Constituency	Total Registered Voters	Total Votes Polled	Winner	Party for Winner	Total Votes Polled for Winner	% of Vote Share of winner	Runners up	Party for Runners up	Total Votes Runner up	% of Vote Share of Runner up	Margin of Victory (Winner-Runner up)	% of Margin of Victory
1	Khliehriat	38105	34489	KYRMEN SHYLLA	United Democratic Party	20285	59%	JUSTINE DKHAR	Bharatiya Janata Party	12104	35%	8181	24%

S.No.	Constituency	Total Registered Voters	Total Votes Polled	Winner	Party for Winner	Total Votes Polled for Winner	% of Vote Share of winner	Runners up	Party for Runners up	Total Votes Runner up	% of Vote Share of Runner up	Margin of Victory (Winner-Runner up)	% of Margin of Victory
2	Ampati	28673	26092	DR. MUKUL SANGMA	Indian National Congress	16721	64%	BAKUL CH. HAJONG	Bharatiya Janata Party	8617	33%	8104	31%
3	Mahendraganj	31149	27825	DIKKANCHI D. SHIRA	Indian National Congress	13994	50%	PREMANANDA KOCH	Bharatiya Janata Party	6133	22%	7861	28%

Table: Winners with Highest Margin of Victory

None of the Above

The NOTA button instated by the ECI in 2013 gave the voters an options of rejecting all the candidates in their constituency. The total number of votes polled for None-of-the-above option were 14631 votes during the Meghalaya State Assembly Elections, 2018. The top ten constituencies with highest votes polled for NOTA are as follows:

S.No.	Constituency	Winner	Party	Total Registered Votes	Total Votes Polled	Total Votes Winner	Votes Polled for NOTA	% of Votes Polled for NOTA
1	Bajengdoba	PONGSENG MARAK	National People's Party	28764	25340	11648	573	2.3%
2	Jirang	SOSTHENES SOHTUN	National People's Party	35915	30193	9437	475	1.6%
3	Phulbari	S. G. ESMATUR MOMININ	National People's Party	26934	24865	7716	470	1.9%
4	Amlarem	LAHKMEN RYMBUI	United Democratic Party	32320	29475	14766	469	1.6%
5	Dadenggre	JAMES PANGSANG KONGKAL SANGMA	National People's Party	30162	27565	7239	465	1.7%
6	Rongara Siju	RAKKAM A. SANGMA	National People's Party	29496	25426	8108	418	1.6%
7	South Shillong	SANBOR SHULLAI	Bharatiya Janata Party	31822	22540	11204	393	1.7%
8	Baghmara	SAMUEL M. SANGMA	Independent	28966	25247	8070	388	1.5%

S.No.	Constituency	Winner	Party	Total Registered Votes	Total Votes Polled	Total Votes Winner	Votes Polled for NOTA	% of Votes Polled for NOTA
9	Raksamgre	BENEDIC R. MARAK	National People's Party	26667	24004	9104	383	1.6%
10	Rongjeng	JIM M SANGMA	National People's Party	29519	25287	4846	377	1.5%

Table: Top 10 Constituencies with highest votes polled for NOTA

Vote Share and Representativeness of Winners in Meghalaya Assembly Elections

S.No	Constituency	Winner	Party	Total Registered Voters	Total Votes Polled	Total Votes Polled for Winner	% of Vote Share	% of Representativeness
1.	Ampati	DR. MUKUL SANGMA	Indian National Congress	28673	26092	16721	64%	58%
2.	East Shillong	MAZEL AMPAREEN LYNGDOH	Indian National Congress	24229	17194	10368	60%	43%
3.	Khliehriat	KYRMEN SHYLLA	United Democratic Party	38105	34489	20285	59%	53%
4.	West Shillong	MOHENDRO RAPSANG	Indian National Congress	25782	19164	10288	54%	40%
5.	Mahendraganj	DIKKANCHI D. SHIRA	Indian National Congress	31149	27825	13994	50%	45%
6.	Rangsakona	ZENITH M. SANGMA	Indian National Congress	31740	27808	13981	50%	44%
7.	Amlarem	LAHKMEN RYMBUI	United Democratic Party	32320	29475	14766	50%	46%
8.	South Shillong	SANBOR SHULLAI	Bharatiya Janata Party	31822	22540	11204	50%	35%
9.	Nartiang	SNIAWBHALANG DHAR	National People's Party	36705	33778	16604	49%	45%
10.	Bajengdoba	PONGSENG MARAK	National People's Party	28764	25340	11648	46%	40%
11.	Sohiong	SAMLIN MALNGIANG	Hill State People's Democratic Party	28739	26143	11960	46%	42%
12.	Kharkutta	RUPERT MOMIN	National People's Party	37183	32206	14654	46%	39%
13.	Umroi	GEORGE BANKYNTIEWLANG LYNGDOH	Indian National Congress	26562	23109	10405	45%	39%
14.	Selsella	CLEMENT MARAK	Indian National Congress	30394	28093	12619	45%	42%
15.	Rambrai Jyrngam	KIMFA SIDNEY MARBANIANG	Indian National Congress	32275	27763	12135	44%	38%
16.	Songsak	DR. MUKUL SANGMA	Indian National Congress	26687	23954	10274	43%	38%
17.	Mawphlang	SYNTAR KLAS SUNN	Independent	29498	26156	11162	43%	38%
18.	Pynursla	PRESTONE TYNSONG	National People's Party	33196	30238	12807	42%	39%

S.No	Constituency	Winner	Party	Total Registered Voters	Total Votes Polled	Total Votes Polled for Winner	% of Vote Share	% of Representativeness
19.	Nongthymmai	CHARLES PYNGROPE	Indian National Congress	33897	24142	10225	42%	30%
20.	Pynthorumkhrah	ALEXANDER LALOO HEK	Bharatiya Janata Party	31013	24168	10166	42%	33%
21.	Mawthadraishan	BROLDING NONGSIEJ	United Democratic Party	35653	32430	13520	42%	38%
22.	Mendipathar	MARTHON SANGMA	Indian National Congress	25856	22428	9347	42%	36%
23.	Ranikor	MARTIN M. DANGGO	Indian National Congress	29696	26830	10952	41%	37%
24.	Nongpoh	MAYRALBORN SYIEM	Indian National Congress	30829	27317	11119	41%	36%
25.	Raliang	COMINGONE YMBON	National People's Party	32226	29983	12129	40%	38%
26.	Sohra	GAVIN MIGUEL MYLLIEM	People's Democratic Front	25297	22710	8625	38%	34%
27.	Raksamgre	BENEDIC R. MARAK	National People's Party	26667	24004	9104	38%	34%
28.	Mawryngkneng	DAVID A NONGRUM	Indian National Congress	32195	27521	10336	38%	32%
29.	Sutnga Saipung	SHITLANG PALE	Indian National Congress	37959	33879	12257	36%	32%
30.	Jowai	WAILADMIKI SHYLLA	National People's Party	34620	30806	10657	35%	31%
31.	Chokpot	LAZARUS SANGMA	Indian National Congress	28031	24367	8410	35%	30%
32.	Mairang	METBAH LYNGDOH	United Democratic Party	34960	31916	10710	34%	31%
33.	Umsning	JASON SAWKMIE MAWLONG	People's Democratic Front	32157	27876	9238	33%	29%
34.	Shella	DONKUPAR ROY	United Democratic Party	29040	25047	8280	33%	29%
35.	Mylliem	HAMLETSON DOHLING	People's Democratic Front	31862	26002	8493	33%	27%
36.	Baghmara	SAMUEL M. SANGMA	Independent	28966	25247	8070	32%	28%
37.	Mawkyntew	BANTEIDOR LYNGDOH	People's Democratic Front	31165	26697	8519	32%	27%
38.	Rongara Siju	RAKKAM A. SANGMA	National People's Party	29496	25426	8108	32%	27%
39.	Mawshynrut	GIGUR MYRTHONG	National People's Party	33933	30080	9540	32%	28%
40.	Mawsynram	HIMALAYA MUKTAN SHANGPLIANG	Indian National Congress	31773	28562	8984	31%	28%
41.	Jirang	SOSTHENES SOHTUN	National People's Party	35915	30193	9437	31%	26%
42.	Phulbari	S. G. ESMATUR MOMININ	National People's Party	26934	24865	7716	31%	29%
43.	Gambegre	SALENG A. SANGMA	Nationalist Congress Party	26026	23791	7291	31%	28%
44.	Nongkrem	LAMBOR MALNGIANG	Independent	32556	27196	8274	30%	25%

S.No	Constituency	Winner	Party	Total Registered Voters	Total Votes Polled	Total Votes Polled for Winner	% of Vote Share	% of Representativeness
45.	North Shillong	ADELBERT NONGRUM	Khun Hynniewtrep National Awakening Movement	26725	18576	5572	30%	21%
46.	Resubelpara	TIMOTHY SHIRA	National People's Party	25967	22527	6720	30%	26%
47.	Nongstoin	MACMILLAN BYRSAT	National People's Party	35222	31617	9284	29%	26%
48.	South Tura	AGATHA K. SANGMA	National People's Party	30229	22797	6499	29%	21%
49.	North Tura	THOMAS A. SANGMA	National People's Party	30558	23603	6487	27%	21%
50.	Salmanpara	WINNERSON D. SANGMA	Indian National Congress	26263	24187	6613	27%	25%
51.	Rajabala	DR. AZAD ZAMAN	Indian National Congress	29376	27370	7420	27%	25%
52.	Mawlai	PROCESS T. SAWKMIE	Indian National Congress	42690	34871	9253	27%	22%
53.	Dadenggre	JAMES PANGSANG KONGKAL SANGMA	National People's Party	30162	27565	7239	26%	24%
54.	Tikrikilla	JIMMY D. SANGMA	Indian National Congress	30933	27506	7167	26%	23%
55.	Mawkyrwat	RENIKTON LYNGDOH TONGKHAR	Hill State People's Democratic Party	30568	26069	6777	26%	22%
56.	Dalu	BRENING A. SANGMA	National People's Party	18640	16294	4092	25%	22%
57.	Mowkaiaw	NUJORKI SUNGOH	United Democratic Party	31031	29237	6691	23%	22%
58.	Mawhati	DASAKHIATBHA LAMARE	National People's Party	32017	28333	6365	22%	20%
59.	Rongjeng	JIM M SANGMA	National People's Party	29519	25287	4846	19%	16%

Table: Vote Share and Representativeness of Winners

Margin of Victory of Winners from Meghalaya Assembly Elections

S.No.	Constituency	Total Registered Voters	Total Votes Polled	Winner	Party for Winner	Total Votes Polled for Winner	% of Vote Share of winner	Runners up	Party for Runners up	Total Votes Runner up	% of Vote Share of Runner up	Margin of Victory (Winner-Runner up)	% of Margin of Victory
1	Khliehriat	38105	34489	KYRMEN SHYLLA	United Democratic Party	20285	59%	JUSTINE DKHAR	Bharatiya Janata Party	12104	35%	8181	24%
2	Ampati	28673	26092	DR. MUKUL SANGMA	Indian National Congress	16721	64%	BAKUL CH. HAJONG	Bharatiya Janata Party	8617	33%	8104	31%
3	Mahendraganj	31149	27825	DIKKANCHI D. SHIRA	Indian National Congress	13994	50%	PREMANANDA KOCH	Bharatiya Janata Party	6133	22%	7861	28%
4	East Shillong	24229	17194	MAZEL AMPAREEN LYNGDOH	Indian National Congress	10368	60%	NEIL ANTONIO WAR	Bharatiya Janata Party	4294	25%	6074	35%
5	South Shillong	31822	22540	SANBOR SHULLAI	Bharatiya Janata Party	11204	50%	MANAS CHAUDHURI	Indian National Congress	6107	27%	5097	23%
6	Rambrai Jyrngam	32275	27763	KIMFA SIDNEY MARBANIANG	Indian National Congress	12135	44%	K PHLASTINGWELL PANGNIANG	Hill State People's Democratic Party	8332	30%	3803	14%
7	Mawryngkneng	32195	27521	DAVID A NONGRUM	Indian National Congress	10336	38%	HIGHLANDER KHARMALKI	People's Democratic Front	6573	24%	3763	14%

S.No.	Constituency	Total Registered Voters	Total Votes Polled	Winner	Party for Winner	Total Votes Polled for Winner	% of Vote Share of winner	Runners up	Party for Runners up	Total Votes Runner up	% of Vote Share of Runner up	Margin of Victory (Winner-Runner up)	% of Margin of Victory
8	Selsella	30394	28093	CLEMENT MARAK	Indian National Congress	12619	45%	FERLIN C. A. SANGMA	National People's Party	9022	32%	3597	13%
9	Mawshynrut	33933	30080	GIGUR MYRTHONG	National People's Party	9540	32%	WITTING MAWSOR	Hill State People's Democratic Party	6116	20%	3424	11%
10	Nongpoh	30829	27317	MAYRALBORN SYIEM	Indian National Congress	11119	41%	RONA KHYMDEIT	United Democratic Party	7795	29%	3324	12%
11	Raliang	32226	29983	COMINGONE YMBON	National People's Party	12129	40%	LAKHON BIAM	Bharatiya Janata Party	8879	30%	3250	11%
12	Mairang	34960	31916	METBAH LYNGDOH	United Democratic Party	10710	34%	COUNCELLOR SINGH WAHLANG	People's Democratic Front	7796	24%	2914	9%
13	Dadenggre	30162	27565	JAMES PANGSANG KONGKAL SANGMA	National People's Party	7239	26%	RUPA M. MARAK	Independent	4454	16%	2785	10%
14	Mendipathar	25856	22428	MARTHON SANGMA	Indian National Congress	9347	42%	FRANKENSTEIN W. MOMIN	National People's Party	6670	30%	2677	12%
15	Amlarem	32320	29475	LAHKMEN RYMBUI	United Democratic Party	14766	50%	STEPHANSON MUKHIM	National People's Party	12135	41%	2631	9%
16	Pynursla	33196	30238	PRESTONE TYNSONG	National People's Party	12807	42%	NEHRU SUTING	United Democratic Party	10233	34%	2574	9%

S.No.	Constituency	Total Registered Voters	Total Votes Polled	Winner	Party for Winner	Total Votes Polled for Winner	% of Vote Share of winner	Runners up	Party for Runners up	Total Votes Runner up	% of Vote Share of Runner up	Margin of Victory (Winner-Runner up)	% of Margin of Victory
17	Baghmara	28966	25247	SAMUEL M. SANGMA	Independen t	8070	32%	SENGNAL N. SANGMA	National People's Party	5828	23%	2242	9%
18	Nartiang	36705	33778	SNIAWBHALANG DHAR	National People's Party	16604	49%	JOPTHIAW LYNGDOH	Indian National Congress	14506	43%	2098	6%
19	North Tura	30558	23603	THOMAS A. SANGMA	National People's Party	6487	27%	NOVERFIELD R. MARAK	Indian National Congress	4391	19%	2096	9%
20	Chokpot	28031	24367	LAZARUS SANGMA	Indian National Congress	8410	35%	SECONDSON A. SANGMA	National People's Party	6359	26%	2051	8%
21	Sohra	25297	22710	GAVIN MIGUEL MYLLIEM	People's Democratic Front	8625	38%	TITOSSTAR WELL CHYNE	United Democratic Party	6601	29%	2024	9%
22	Ranikor	29696	26830	MARTIN M. DANGGO	Indian National Congress	10952	41%	PIUS MARWEIN	United Democratic Party	8950	33%	2002	7%
23	West Shillong	25782	19164	MOHENDRO RAPSANG	Indian National Congress	10288	54%	PAUL LYNGDOH	United Democratic Party	8304	43%	1984	10%
24	Bajengdoba	28764	25340	PONGSENG MARAK	National People's Party	11648	46%	BRIGADY NAPAK MARAK	Indian National Congress	9684	38%	1964	8%
25	Rangsakona	31740	27808	ZENITH M. SANGMA	Indian National Congress	13981	50%	SUBIR M. MARAK	National People's Party	12019	43%	1962	7%

S.No.	Constituency	Total Registered Voters	Total Votes Polled	Winner	Party for Winner	Total Votes Polled for Winner	% of Vote Share of winner	Runners up	Party for Runners up	Total Votes Runner up	% of Vote Share of Runner up	Margin of Victory (Winner-Runner up)	% of Margin of Victory
26	Salmanpara	26263	24187	WINNERSON D. SANGMA	Indian National Congress	6613	27%	IAN BOTHAM K. SANGMA	National People's Party	4698	19%	1915	8%
27	Songsak	26687	23954	DR. MUKUL SANGMA	Indian National Congress	10274	43%	NIHIM D SHIRA	National People's Party	8444	35%	1830	8%
28	Mawthadraishan	35653	32430	BROLDING NONGSIEJ	United Democratic Party	13520	42%	BIOLINDA L.NONGLAIT	Hill State People's Democratic Party	11691	36%	1829	6%
29	Resubelpara	25967	22527	TIMOTHY SHIRA	National People's Party	6720	30%	SALSENG C MARAK	Indian National Congress	4957	22%	1763	8%
30	South Tura	30229	22797	AGATHA K. SANGMA	National People's Party	6499	29%	BILLYKID A. SANGMA	Bharatiya Janata Party	4896	21%	1603	7%
31	Sutnga Saipung	37959	33879	SHITLANG PALE	Indian National Congress	12257	36%	HOPEFUL BAMON	National People's Party	10673	32%	1584	5%
32	Mawlai	42690	34871	PROCESS T. SAWKMIE	Indian National Congress	9253	27%	TEIBORLANG PATHAW	Independent	7679	22%	1574	5%
33	Pynthorumkhrah	31013	24168	ALEXANDER LALOO HEK	Bharatiya Janata Party	10166	42%	JAMES BAN BASAIWMOIT	People's Democratic Front	8748	36%	1418	6%

S.No.	Constituency	Total Registered Voters	Total Votes Polled	Winner	Party for Winner	Total Votes Polled for Winner	% of Vote Share of winner	Runners up	Party for Runners up	Total Votes Runner up	% of Vote Share of Runner up	Margin of Victory (Winner-Runner up)	% of Margin of Victory
34	Tirikilla	30933	27506	JIMMY D. SANGMA	Indian National Congress	7167	26%	RAHINATH BARCHUNG	Independent	5760	21%	1407	5%
35	Jowai	34620	30806	WAILADMIKI SHYLLA	National People's Party	10657	35%	MOONLIGHT PARIAT	United Democratic Party	9354	30%	1303	4%
36	Phulbari	26934	24865	S. G. ESMATUR MOMININ	National People's Party	7716	31%	ABU TAHER MONDAL	Indian National Congress	6582	26%	1134	5%
37	Rongara Siju	29496	25426	RAKKAM A. SANGMA	National People's Party	8108	32%	ROPHUL S. MARAK	Independent	7000	28%	1108	4%
38	Umroi	26562	23109	GEORGE BANKYNTIEWLAN G LYNGDOH	Indian National Congress	10405	45%	NGAITLANG DHAR	National People's Party	9387	41%	1018	4%
39	Nongthymmai	33897	24142	CHARLES PYNGROPE	Indian National Congress	10225	42%	DR. JEMINO MAWTHOH	United Democratic Party	9268	38%	957	4%
40	Rajabala	29376	27370	DR. AZAD ZAMAN	Indian National Congress	7420	27%	ASHAHEL D. SHIRA	Independent	6482	24%	938	3%
41	Kharkutta	37183	32206	RUPERT MOMIN	National People's Party	14654	46%	CHERAK WATRE MOMIN	Indian National Congress	13845	43%	809	3%
42	Mawsynram	31773	28562	HIMALAYA MUKTAN SHANGPLIANG	Indian National Congress	8984	31%	PYNSHNGAINLAN G SYIEM	People's Democratic Front	8190	29%	794	3%

S.No.	Constituency	Total Registered Voters	Total Votes Polled	Winner	Party for Winner	Total Votes Polled for Winner	% of Vote Share of winner	Runners up	Party for Runners up	Total Votes Runner up	% of Vote Share of Runner up	Margin of Victory (Winner-Runner up)	% of Margin of Victory
43	Dalu	18640	16294	BRENING A. SANGMA	National People's Party	4092	25%	KENETHSON SANGMA	Indian National Congress	3308	20%	784	5%
44	Mawphlang	29498	26156	SYNTAR KLAS SUNN	Independent	11162	43%	KENNEDY CORNELIUS KHYRIEM	Indian National Congress	10444	40%	718	3%
45	Raksamgre	26667	24004	BENEDIC R. MARAK	National People's Party	9104	38%	LIMISON D. SANGMA	Indian National Congress	8480	35%	624	3%
46	Sohiong	28739	26143	SAMLIN MALNGIANG	Hill State People's Democratic Party	11960	46%	H. DONKUPAR R. LYNGDOH	Indian National Congress	11338	43%	622	2%
47	Rongjeng	29519	25287	JIM M SANGMA	National People's Party	4846	19%	WALSENG M. SANGMA	Independent	4296	17%	550	2%
48	Mawkyntew	31165	26697	BANTEIDOR LYNGDOH	People's Democratic Front	8519	32%	MARTLE N MUKHIM	Hill State People's Democratic Party	8010	30%	509	2%
49	Mylliem	31862	26002	HAMLETSON DOHLING	People's Democratic Front	8493	33%	RONNIE V LYNGDOH	Indian National Congress	8028	31%	465	2%
50	Mawkyrwat	30568	26069	RENIKTON LYNGDOH TONGKHAR	Hill State People's Democratic Party	6777	26%	CARNES SOHSHANG	Indian National Congress	6319	24%	458	2%

S.No.	Constituency	Total Registered Voters	Total Votes Polled	Winner	Party for Winner	Total Votes Polled for Winner	% of Vote Share of winner	Runners up	Party for Runners up	Total Votes Runner up	% of Vote Share of Runner up	Margin of Victory (Winner-Runner up)	% of Margin of Victory
51	North Shillong	26725	18576	ADELBERT NONGRUM	Khun Hynniewtre p National Awakening Movement	5572	30%	J. ANTONIUS LYNGDOH	Bharatiya Janata Party	5166	28%	406	2%
52	Shella	29040	25047	DONKUPAR ROY	United Democratic Party	8280	33%	LESTON WANSWETT	People's Democratic Front	7910	32%	370	1%
53	Mowkaiaw	31031	29237	NUJORKI SUNGOH	United Democratic Party	6691	23%	GILBERT STEN	National People's Party	6431	22%	260	1%
54	Jirang	35915	30193	SOSTHENES SOHTUN	National People's Party	9437	31%	WITNESS DAY SANCLEY	Indian National Congress	9217	31%	220	1%
55	Mawhati	32017	28333	DASAKHIATBHA LAMARE	National People's Party	6365	22%	JULIAS KITBOK DORPHANG	Independent	6161	22%	204	1%
56	Gambegre	26026	23791	SALENG A. SANGMA	Nationalist Congress Party	7291	31%	SADHIARANI M. SANGMA	Indian National Congress	7155	30%	136	1%
57	Nongkrem	32556	27196	LAMBOR MALNGIANG	Independent	8274	30%	ARDENT MILLER BASAIAWMOIT	Hill State People's Democratic Party	8198	30%	76	0%
58	Umsning	32157	27876	JASON SAWKMIE MAWLONG	People's Democratic Front	9238	33%	CELESTINE LYNGDOH	Indian National Congress	9168	33%	70	0%

S.No.	Constituency	Total Registered Voters	Total Votes Polled	Winner	Party for Winner	Total Votes Polled for Winner	% of Vote Share of winner	Runners up	Party for Runners up	Total Votes Runner up	% of Vote Share of Runner up	Margin of Victory (Winner-Runner up)	% of Margin of Victory
59	Nongstoin	35222	31617	MACMILLAN BYRSAT	National People's Party	9284	29%	GABRIEL WAHLANG	Indian National Congress	9224	29%	60	0%

Table: Margin of Victory of Winners from Meghalaya Assembly Elections

Meghalaya Election Watch

Ms. Mayfereen Ryntathiang
State Coordinator
 +91-8575017983
mayfereenlyngdoh@gmail.com

Association for Democratic Reforms

Media and Journalist Helpline +91 80103 94248 Email: adr@adrindia.org	Maj. Gen. Anil Verma (Retd.) Head National Election Watch, Association for Democratic Reforms 011 4165 4200 +91 88264 79910 adr@adrindia.org , anilverma@adrindia.org	Prof Jagdeep Chhokar IIM Ahmedabad (Retd.) Founder Member, National Election Watch, Association for Democratic Reforms +91 99996 20944 jchhokar@gmail.com	Prof Trilochan Sastry IIM Bangalore Founder Member, National Election Watch, Association for Democratic Reforms +91 94483 53285 trilochans@iimb.ernet.in
--	---	---	---

DISCLAIMER

All information in this report has been taken from the website of Election Commission of India (<http://eci.nic.in/eci/eci.html>). **ADR does not add or subtract any information, unless the EC changes the data. In particular, no unverified information from any other source is used.** While all efforts have been made to ensure that the information is in keeping with what is available in the ECI website, in case of discrepancy between information in this report and that given in the ECI website, the information available ECI website should be treated as correct. Association for Democratic Reforms, Meghalaya Election Watch and their volunteers are not responsible or liable for any damage arising directly or indirectly from the publication of this report