

Madhya Pradesh

Lok Sabha 2009 Elections

CONTENTS

Executive summary for candidates & MPs	593
Voting and Winning Trend	595
Analysis based on pending criminal cases.....	597
Pending criminal cases- analysis for candidates.....	597
Party wise break up for candidates with pending criminal cases	597
Serious crimes distribution for candidates– Party wise	599
Partywise comparison of pending criminal cases on candidates – LS 2004 vs LS 2009	601
Details for candidates based on pending criminal cases.....	602
Pending criminal cases- analysis for MPs	603
Party wise break up for MPs with pending criminal cases.....	604
Partywise comparison of pending criminal cases on MPs LS 2004 vs. LS 2009	605
MPs with most serious pending criminal cases.....	605
Analysis based on assets.....	606
Analysis based on assets – for candidates	606
Average assets for candidates	607
Top 25 crorepati candidates	608
Analysis based on assets- for MPs.....	610
Chances of winning based on assets.....	611
Crorepati MPs- Party wise break up.....	611
Average assets per MPs for major parties	612
Asset position in constituency among candidates and chances of winning.....	613
Crorepati MPs – PAN not given.....	613
Details of top 15 MPs based on maximum assets.....	614
Female representation in Lok Sabha 2009 elections	615
Full Asset and pending criminal cases details.....	616
Assets for all MPs from Madhya Pradesh in Lok Sabha 2009.....	616
Full details of pending criminal cases on MPs from Madhya Pradesh.....	619

Madhya Pradesh Election Watch*

Lok Sabha elections 2009

Lok Sabha 2009 elections were held in two phases in Madhya Pradesh on 23 April 2009 and 30 April 2009. This chapter includes the analysis of voting trend, criminalization, money power, gender, etc in these elections. Information provided by ECI and details from the affidavits filed by the contesting candidates have been used for above analysis.

Growth of political parties

In Lok Sabha 2004, 26 parties contested elections which rose to 40 in Lok Sabha elections 2009. This reflects a rise of 54 % in the number of parties from 2004 Lok Sabha elections to 2009 Lok Sabha elections.

Growth in number of candidates

In Lok Sabha 2004 Elections, the total number of candidates contesting elections for 29 seats in the State was 294, which rose to 429 in the 2009 elections. The state witnessed an increase in number of candidates by 135 or 46%.

Executive summary for candidates and MPs

Summary for candidates

- A total of 429 candidates contested Lok Sabha 2009 elections from Madhya Pradesh.
- Out of the total 429 candidates, 42 candidates or 10% declared pending criminal cases against them.
- Out of these 42 candidates with pending criminal cases, 26 had pending serious criminal cases like murder, attempt to murder, kidnapping, robbery, extortion etc.
- There were 89 IPC charges of serious nature on the candidates which included murder, attempt to murder, kidnapping, extortion, etc.
- There were 6 red alert constituencies where 3 or more candidates had pending criminal cases. There were 4

*This chapter would not have been possible without the efforts of several volunteers, groups and organizations from the state. ADR and NEW especially acknowledge with gratitude the efforts of Mr. Rakesh Ranjan (State Coordinator MP Election Watch, Sandhan Association for Advocacy and Development), Mr. Suneel Chourasiya (Editor, Koylanchal Times, Anoopur), Mr. Narendra Devangan, (Shahadol Koylanchal Sewa Samiti), Mr. Santosh Shukla, (Satguru Mission, Shahadol), Mr. Ram Avtar Gupta, Mr. Ravi Shukla, Mr. Yogesh Pandey, Mr. Krishna (Gau Seva Samitee, Katni), Mr. Vishwa Deepak Shrivastva (Aryans Youth Club, Katni), Mr. Ajay Shukla (Advocate, Katni), Mr. Sudhir Khare (Academician, Jabalpur), Mr. Akhilesh Shukla (Journalist, Satna), Mr. Atul Gautam (RTI Activist, Satna), Dr. K. P. Tiwari (Adarsh Lok Kalyan Sansthan, Satna), Mr. Akhil Shukla, (Yuva Kalyan Sansthan), Mr. Vinod Singh (Maa Baijayanti Sewa Samiti, Satna), Mr. Ram Krishna Sharma (RTI Activist, Rewa), Mr. Sudhendu Sharma, (Swabhima Natya Sansthan, Sidhi), Mr. Chakresh Surya (Radio Jockey, Jabalpur), Mr. Ravindra Murhar (Theatre Artist, Jabalpur), Mr. Prashant Kaurav (Jabalpur Collage of Media & Journalism), Mr. Chandrahas Patel (Navin Sewa Samitee, Mandla), Mr. Naresh Biswas (Nirman, Mandla), Mr. A. K. Charls (Bainganga Samudayik Vikas Samitee, Balaghat), Anjani Sharma (Banipaj Samitee, Balaghat), Mr. Ratnesh Sivhare (Truth Welfare Society, Balaghat), Mr. Anil Bhimte (RTI Activist, Balaghat), Mr. Sandesh Bhalathare (RTI Activist, Balaghat), Mr. Anupam Srivastva (Social Worker, Seoni), Mr. Rajendra Dehria (Academician, Seoni), Mr. Arun Jain (RTI Activist, Chhindwara), Mr. Rakesh Sharma (Matri Sewa Sangh), Mr. Mahendra Khare (Jan Mangal Sansthan), Mr. Dinesh Khare (Social Worker, Chhindwara), Mr. Parshuram Tiwari (Academician, Chhindwara), Mr. Basant Jarelia (Activist, Bhopal), Mr. Ajay Dubey (Praytna, Bhopal), Mr. Somesh Prajapat (Social Worker, Bhopal), Mr. Shahid Saify (Advocate, Rajgarh), Mr. Shahid Absar (Social Worker, Rajgarh), Mr. Raja (Journalist, Raisen), Mr. Prashant Sarvaiya (Social Worker, Bidisa), Mr. Pradeep Tiwari (Social Worker, Sagar), Mr. S. K. Singh (Social Worker, Gwalior), Mr. Tushar Agrawal (Academician, Gwalior), Mr. Suneel Dubey (RTI Activist, Bhind), Mr. Tapan Bhattacharya (Social Worker, Indore), Mr. Sidharth (RTI Activist, Indore), Mr. Nilesh Desai (Activist, Jhabua) and Mr. Pankaj (RTI Activist, Jhabua).

This volume is dedicated to all who were part of the Election Watch.

candidates with pending criminal cases who contested from Khandwa constituency.

- Out of the 429 candidates, it was observed that 43 candidates, i.e. 10% were crorepatis.
- A total of 9 candidates declared zero assets.
- A total of 46 candidates declared liabilities in excess of Rs. 5 lakhs.
- Average assets for candidates of BJP, INC and BSP were approximately about Rs. 1.22 crores, Rs. 4.66 crores and Rs. 56.16 lakhs respectively.
- A total of 327 out of 429 candidates i.e., 76.2% had not furnished PAN details.
- Out of 429 candidates, only 7% or 29 women candidates contested elections.
- Only 36.36 % of the total candidates (156 out of 429) were graduates & above.
- BJP managed to get 43% of the votes polled and 22% registered voters. INC secured 40 % of the total votes polled and 21% of the registered voters. About 83% of the votes polled went in favor of BJP or INC.

Summary for MPs

- Out of the 29 MPs from Madhya Pradesh in Lok Sabha 2009, 4 MPs have pending criminal cases against them.
- Out of these 4 MPs, there were pending serious criminal cases against 2 MPs.
- Compared with 2004 Lok Sabha, there has been a decline in number of MPs with pending criminal cases from 7 in Lok Sabha 2004 to 4 to Lok Sabha 2009.
- A total of 15 MPs (52%) from Madhya Pradesh are crorepatis.
- The average assets for MP of INC, BJP and BSP were Rs. 4.97 crores, Rs. 1.27 crores and Rs. 3.08 crores respectively.
- Average asset for a MP in Madhya Pradesh is Rs. 2.86 crores.
- Out of the 29 MPs, 1 MP had not furnished PAN details.
- Out of the 29 women candidates, 6 managed to win. Hence only 21% of MPs from Madhya Pradesh in current Lok Sabha are women.

Voting and winning trend

Voting analysis

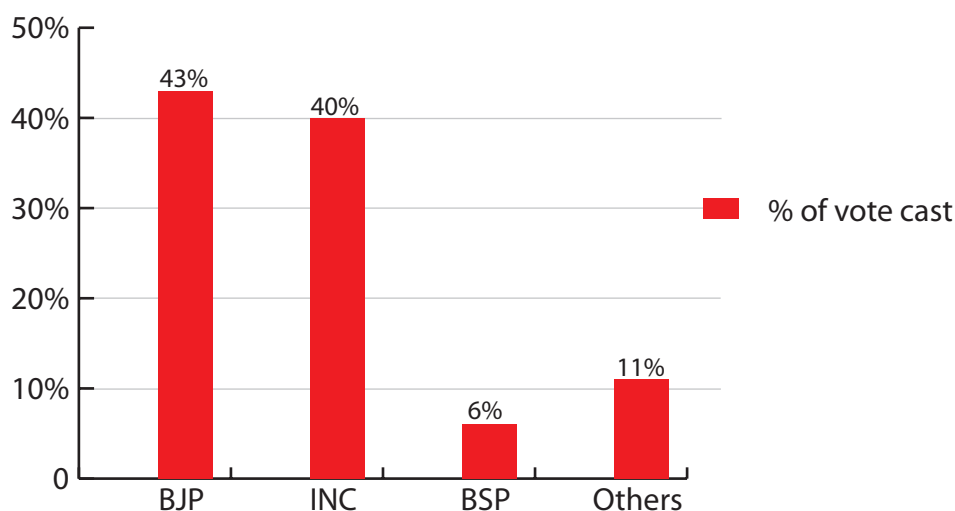
Total voting in the state was 51%. BJP managed to get 43% of the votes cast and 22% registered voters. INC secured 40 % of the total votes cast and 21% of the registered voters. BSP secured 6% of the total votes cast and only 3% of the registered voters. About 83% of the votes cast went in favor of BJP or INC. Other political parties and independent candidates did not receive a sizable amount of votes cast. The total electorate in Madhya Pradesh was 3, 80, 82,678 and the total votes cast were 1,94,84,608.

Further break-up is given in the table:

Table: % of votes polled

Party	Total votes cast for the party	% of votes cast	% of total registered voters
Bhartiya Janta Party(BJP)	84,65,524	43%	22%
Indian National Congress(INC)	78,20,333	40%	21%
Bahujan Samaj Party(BSP)	11,40,044	6%	3%
Others	20,58,707	11%	5%

Figure: Per cent of votes cast in Madhya Pradesh: Party-wise



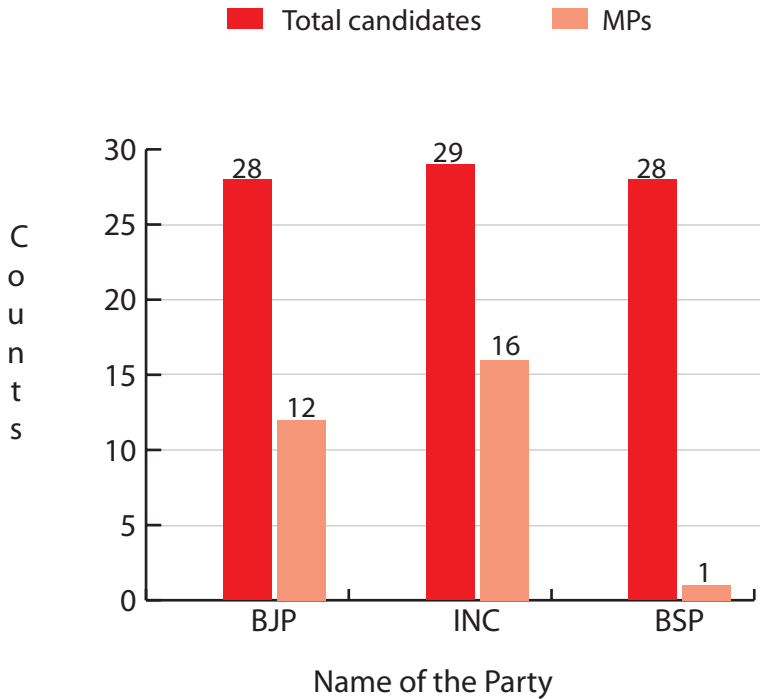
Candidates vs MPs

Madhya Pradesh has 29 parliamentary constituencies. Maximum numbers of MPs (16) are from BJP, followed by 12 of INC and 1 of BSP. The breakup of MPs as compared to total candidates from the party are-

Table: Candidates & MPs

Party	Total candidates	MPs
INC	28	12
BJP	29	16
BSP	28	1
Total	-	29

Figure : Candidates vs MPs- party wise



Analysis based on pending criminal cases

Pending criminal cases- analysis for candidates

Out of the total 429 candidates, 42 candidates or 10% declared pending criminal cases against them. Out of these 42 candidates with pending criminal cases, 26 had pending serious criminal cases like murder, attempt to murder, kidnapping, robbery, extortion etc.

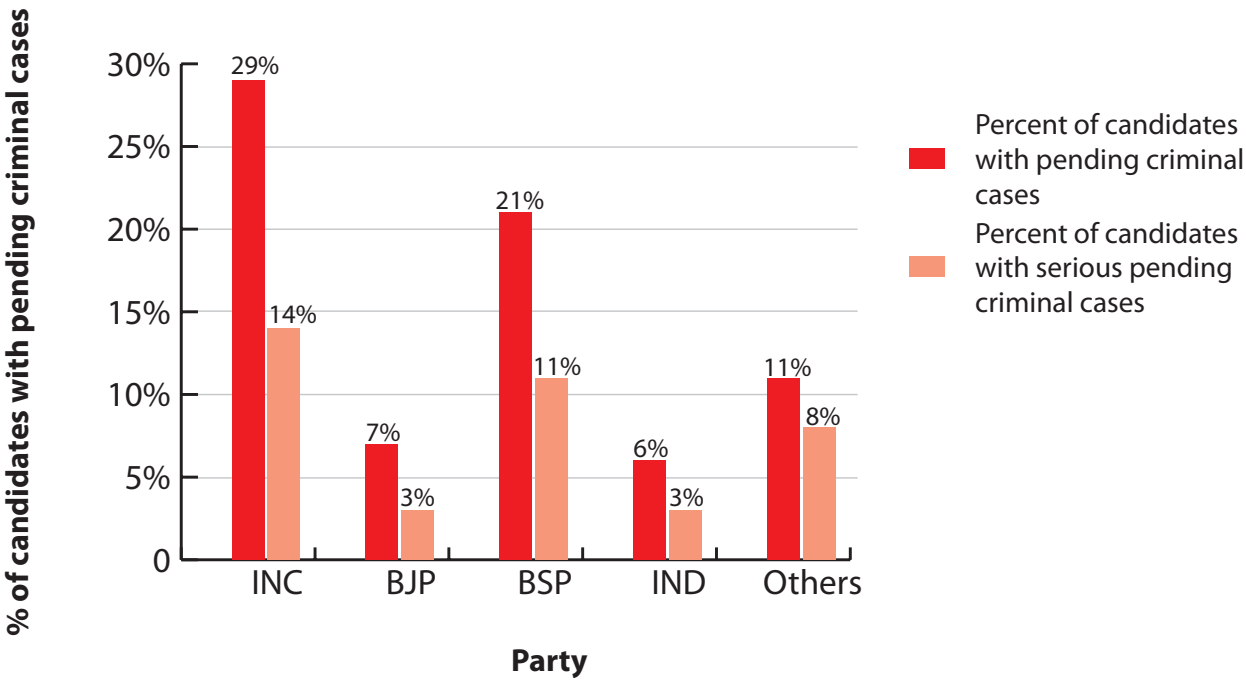
Party wise break up for candidates with pending criminal cases

Total 42 candidates contesting elections from Madhya Pradesh had pending criminal cases against them. Out of these 42 candidates with pending criminal cases, 26 had pending serious criminal cases against them. These serious cases include murder and related charges, kidnapping, extortion, dacoity, theft, robbery etc. Out of 28 candidates of INC, 8 (29%) had pending criminal cases. 2 candidates out of 29 candidates of BJP (7%) and 6 candidates out of the total 28 candidates of BSP (21%) had declared pending criminal cases. The break up is given in the table below.

Table: Candidates with pending criminal cases and serious pending criminal cases- party wise break up

Party	Total candidates analysed	Candidates with pending criminal cases	Percent of candidates with pending criminal cases	Number of candidates with pending serious criminal cases	Percent of candidates with pending serious criminal cases
INC	28	8	29%	4	14%
BJP	29	2	7%	1	3%
BSP	28	6	21%	3	11%
IND	214	12	6%	7	3%
Others	130	14	11%	11	8%
Total	429	42	10%	26	6%

Figure: Comparison of pending criminal cases and serious pending criminal cases for candidates of major parties.



Serious crimes distribution – for candidates of major parties

The table below shows the breakup of serious IPC sections for candidates of major parties. Serious crimes have been distributed in categories of violent crimes, theft related crimes, and finance related crimes and other serious crimes.

Table : Serious IPC section break up for candidates of major parties

IPC/Party	IPC Description	BJP	INC	BSP	IND	Others	Total for major parties
VIOLENT CRIMES							
300 302 303 304 304A 304B 305 306	Murder & related	0	0	0	0	1	1
307	Attempt to murder	0	0	2	0	0	2
321 322 323 324 325 326	Voluntarily causing hurt by dangerous weapons or means	0	1	0	0	3	4
359 360 361 362 363 363A 364 364A 365 366 366A 366B 367 368 369	kidnapping	0	0	1	0	0	1
Total Violent Crimes		0	1	3	0	4	8
ROBBERY, EXTORTION, THEFT, CHEATING ETC							
378 379 380 381 382	theft related	0	0	0	0	1	1
390 391 392 393 394	robbery related	0	0	2	1	0	3
411 412 415 417 418 419 420	Cheating and dishonesty , stolen property	2	1	3	5	8	19
Total Theft related crimes		2	1	5	6	9	23
FINANCIAL FRAUD ETC							
234	Counterfeiting Indian coin	0	0	0	1	0	1
463 465 466 467 468 469 470 471	forgery	3	0	3	13	17	36
Total Financial crimes		3	0	3	14	17	37
OTHER SERIOUS CRIME							
294	Obscene acts and songs	0	2	8	4	7	21
Total Other Serious crimes		0	2	8	4	7	21
Total for major parties		5	4	19	24	37	89

Figure: Serious IPC section break up for candidates of major parties

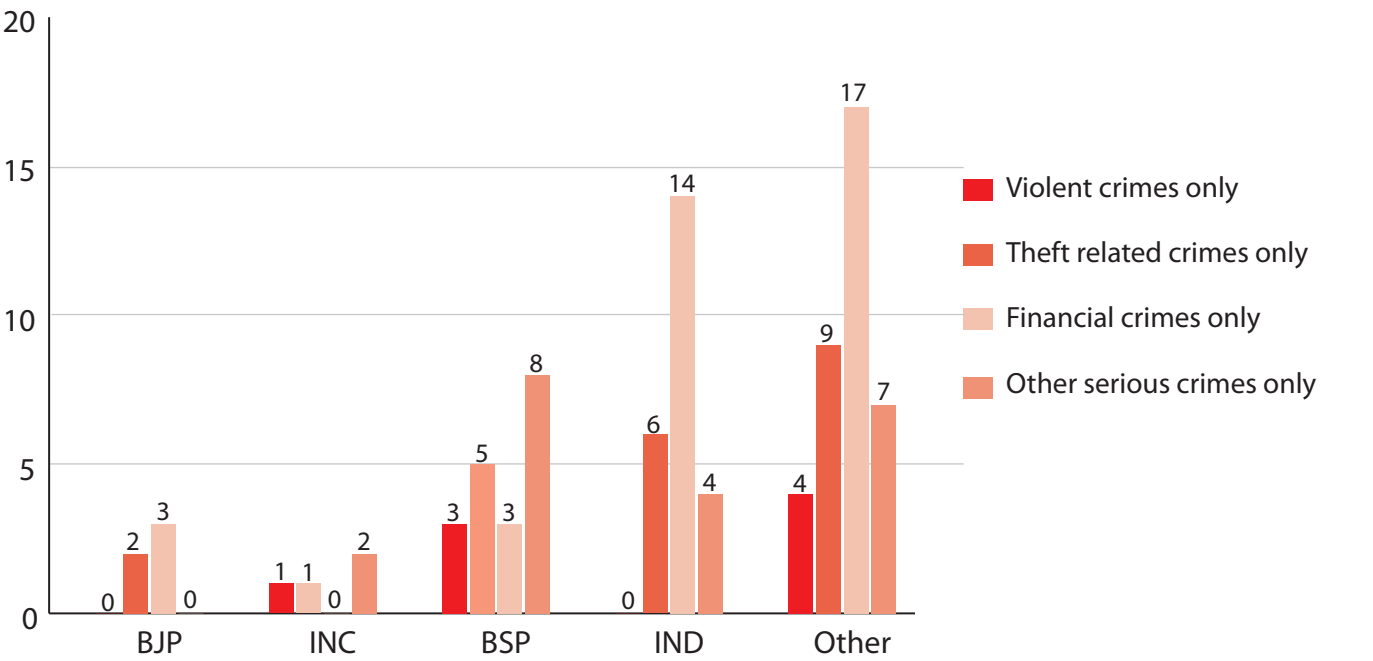
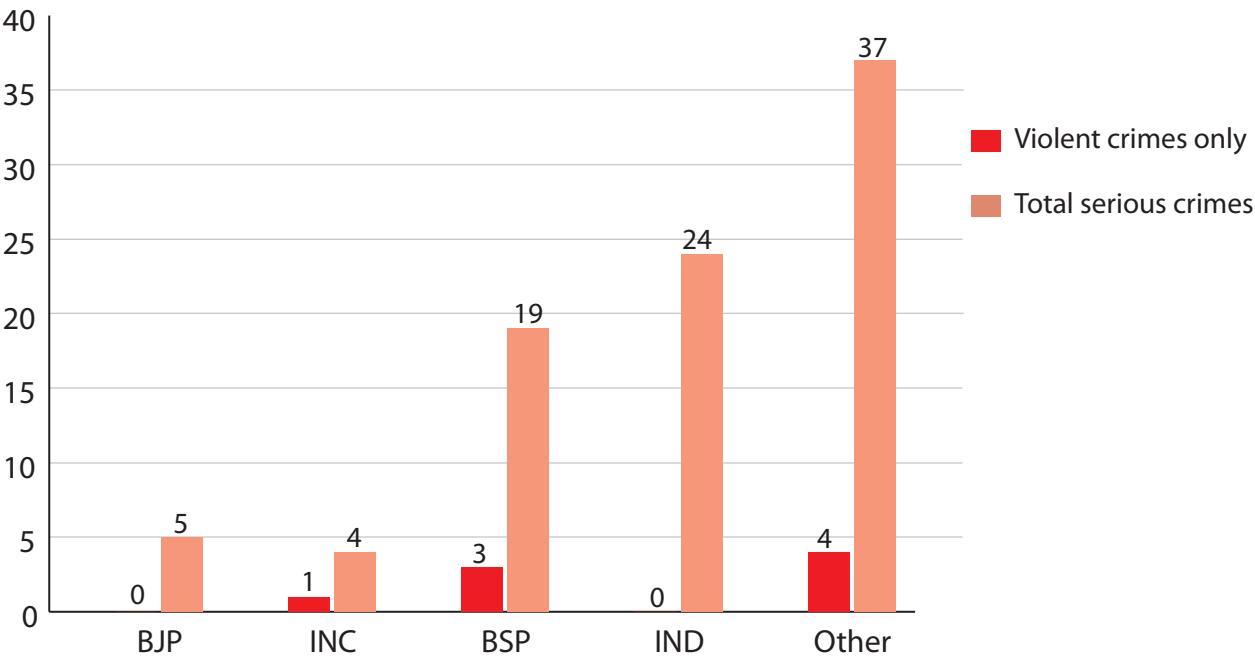


Figure: Comparison of total serious crimes vs. total violent crimes (murder, kidnapping, etc)-party wise



Party wise comparison of pending criminal cases on candidates in Lok Sabha 2004 & Lok Sabha 2009

A comparison between 2009 & 2004 Lok Sabha elections of candidates from 3 major parties and with pending criminal cases shows that , the number of candidates with pending criminal cases has decreased in 2009 elections as compared to 2004 elections for BJP and BSP. The number of candidates with pending criminal cases has increased for INC (from 24% to 29%).

Table: Comparison Lok Sabha 2004 vs. Lok Sabha 2009

Party	Lok Sabha 2004			Lok Sabha 2009		
	Number of candidates analysed	candidates with pending criminal cases	% of candidates with pending criminal cases	Number of candidates analysed	candidates with pending criminal cases	% of candidates with pending criminal cases
INC	29	7	24%	28	8	29%
BJP	29	8	28%	29	2	7%
BSP	26	6	23%	28	6	21%
Total candidates from major parties	84	21	25%	85	16	19%

Details for candidates based on pending criminal cases

The table below lists top 10 candidates with serious pending criminal cases. Out of these 10 candidates, only 1 candidate managed to win and rest all were rejected by the voters. The detailed list is given below:

S No	Name	Constituency	Party	Serious IPC Counts	Total no of cases	IPC counts related to violent crimes like murder, kidnapping, theft, extortion, dacoity & cheating etc	Won/ Lost
1	BHAIYA BALKRISHNA	Balaghat	GGP	22	6	22 charges related to forgery and cheating	Lost
2	BALVEER SINGH DAN-DOTIYA	Morena	BSP	11	11	2 charges related to murder, 2 charges related to robbery, 1 charge for kidnapping, 1 charge for cheating	Lost
3	D. C. GUJARKAR	Bhopal	IND	9	5	7 charges related to forgery and cheating, 1 charge of robbery	Lost
4	RAJENDRA SINGH GAUTAM	Mandsour	IND	7	8	7 charge of forgery	Lost
5	RAO SAHEB SHINDE	Chhindwara	BSP	5	3	5 charges related to cheating and forgery	Lost
6	GANESH SINGH	Satna	BJP	5	2	5 charges related to cheating and forgery	Won
7	AHIRWAR NARESH BOUDHA	Sagar	BSP	3	5	3 charges for obscene acts and songs	Lost
8	KADMU SINGH KUMARE	Betul	GGP	3	1	3 charges related to forgery	Lost
9	VIJAY KUMAR JAIN	Guna	IND	3	1	3 charges related to forgery and cheating	Lost
10	HARIRAM PATEL DELMIWALA	Dhar	IND	2	9	2 charges for obscene acts and songs	Lost

Pending criminal cases- analysis for MPs

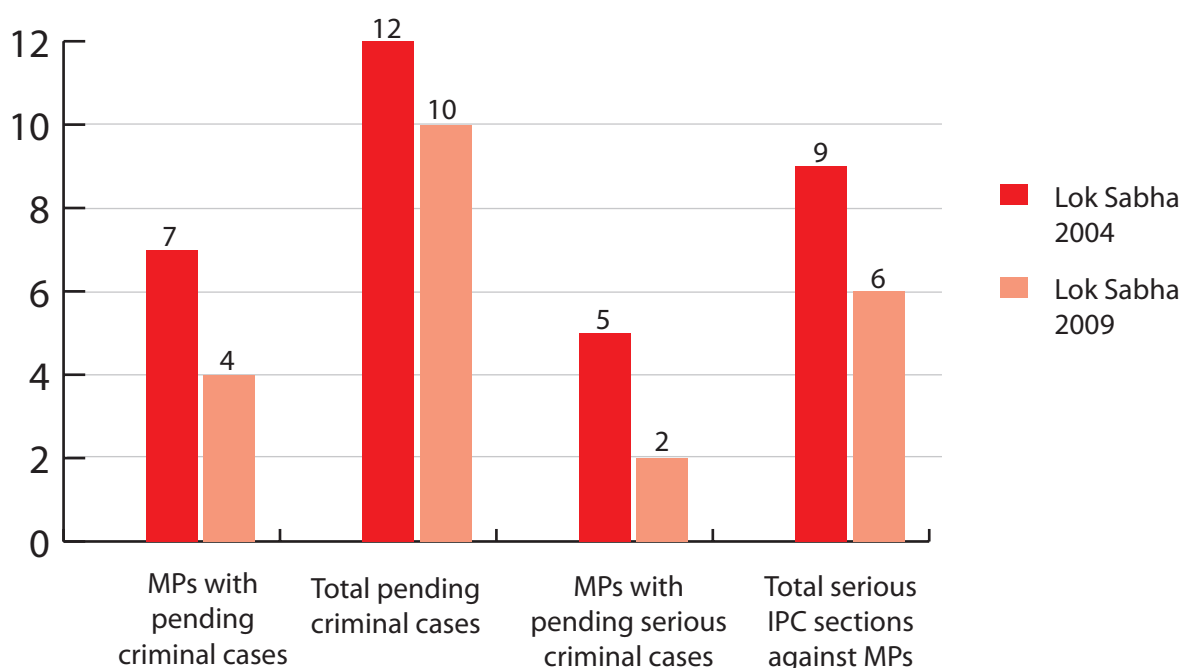
Out of the 29 MPs from Madhya Pradesh in Lok Sabha 2009, 4 MPs have pending criminal cases against them. Out of these 4 MPs, pending serious criminal cases are against 2 MPs. Contrasting this with Lok Sabha 2004, there has been a decline in number of MPs with pending criminal cases from 7 to 4 in Lok Sabha 2009.

Given table is a comparative analysis for MPs with pending criminal cases elected from Madhya Pradesh. The presence of MPs with pending criminal cases from Madhya Pradesh in Lok Sabha has decreased by 43%.

Table: Comparison Lok Sabha 2004 & 2009- MPs with pending criminal cases

	Lok Sabha 2004	Lok Sabha 2009	In-crease	% increase
MPs with pending criminal cases	7	4	-3	-43%
Total Pending criminal cases	12	10	-2	-17%
MPs with pending serious criminal cases	5	2	-3	-60%
Total serious IPC sections against MPs	9	6	-3	-33%

Figure: Comparison Lok Sabha 2004 & Lok Sabha 2009- MPs with pending criminal cases



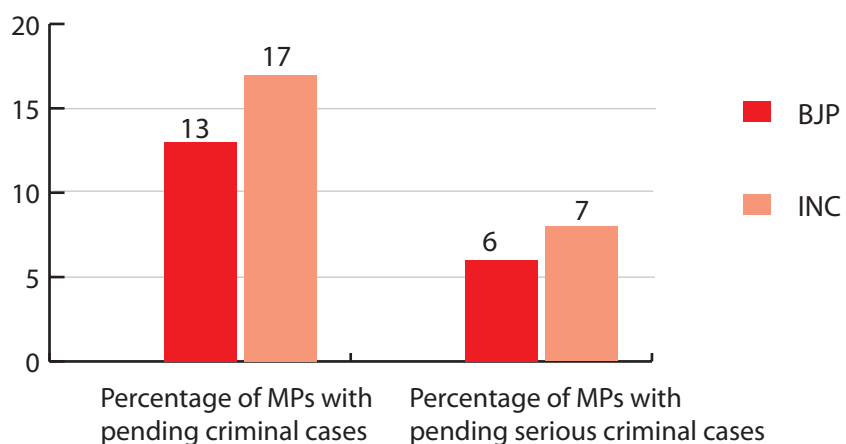
Party wise break up for MPs with pending criminal cases

Out of the 4 MPs with pending criminal cases, 2 are of BJP and 2 are of INC. The comparison between total candidates and MPs is given below.

Table : MPs with pending criminal cases- party wise

Party	Total candidates analysed	Total MPs	MPs with pending criminal cases	% of MPs with pending criminal cases	MPs with pending serious criminal cases	% of MPs with pending serious criminal cases
BJP	29	16	2	13%	1	6%
INC	28	12	2	17%	1	8%

Figure: % MPs with pending criminal cases- party wise



Party wise comparison of pending criminal cases on MPs in Lok Sabha 2004 & Lok Sabha 2009

Given below is a comparison of MPs with pending criminal cases in Lok Sabha 2004 and 2009. There has been an increase in number of MPs with pending criminal cases for INC by 2. Number of MPs with pending criminal cases for BJP has decreased from 7 in Lok Sabha 2004 to 2 in Lok Sabha 2009.

Table: Comparison Lok Sabha 2004 vs. 2009- MPs with pending criminal cases- party wise

Party	Lok Sabha 2004			Lok Sabha 2009		
	Number of MPs analysed	Number of MPs with Pending criminal cases	% of MPs with pending criminal cases	Number of MPs analysed	Number of MPs with Pending criminal cases	% of MPs with pending criminal cases
BJP	25	7	28%	16	2	13%
INC	4	0	0%	12	2	17%
BSP	0	0	0%	1	0	0%

MPs with most serious pending criminal cases

2 MPs from Madhya Pradesh in Lok Sabha 2009 have serious pending cases against them.

S No	Name	Constituency	Party	Age	Seri-ous IPC Counts	Total no of cases	Details of serious IPC counts
1	Ganesh Singh	Satna	BJP	46	5	2	5 charges related to cheating and forgery
2	Guddu Premchand	Ujjain	INC	41	1	3	1 charge of voluntarily causing grievous hurt

Analysis based on assets

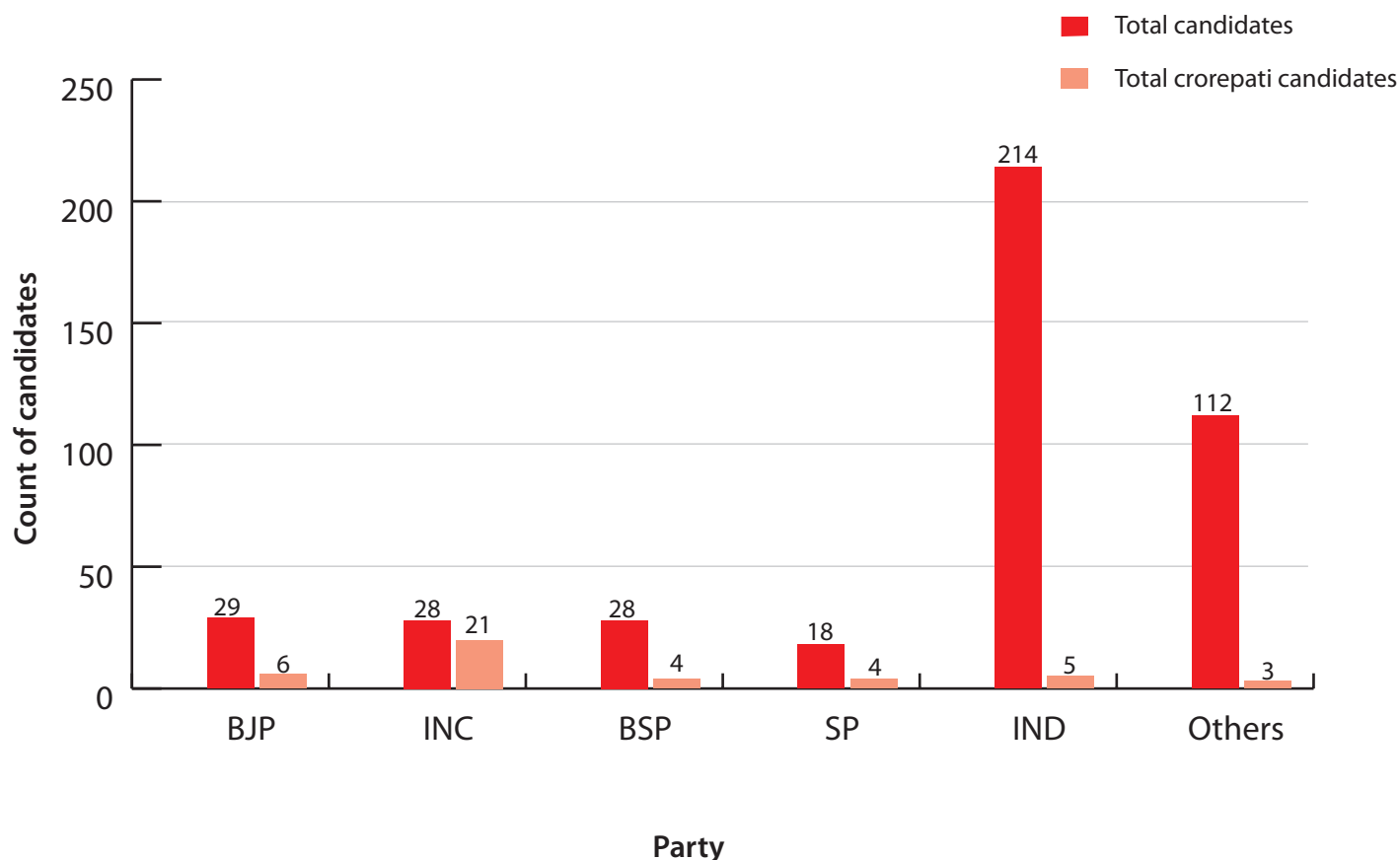
Analysis based on assets – for candidates

Out of the total 429 candidates, it was observed that 43 candidates, i.e. 10% were crorepati.

Table: Crorepati candidates- party wise break up

Party	Total candidates analyzed	Crorepati candidates	Percent
BJP	29	6	21%
INC	28	21	75%
BSP	28	4	14%
SP	18	4	22%
IND	214	5	2%
Others	112	3	3%
Total	429	43	10%

Figure: Crorepati candidates from major parties



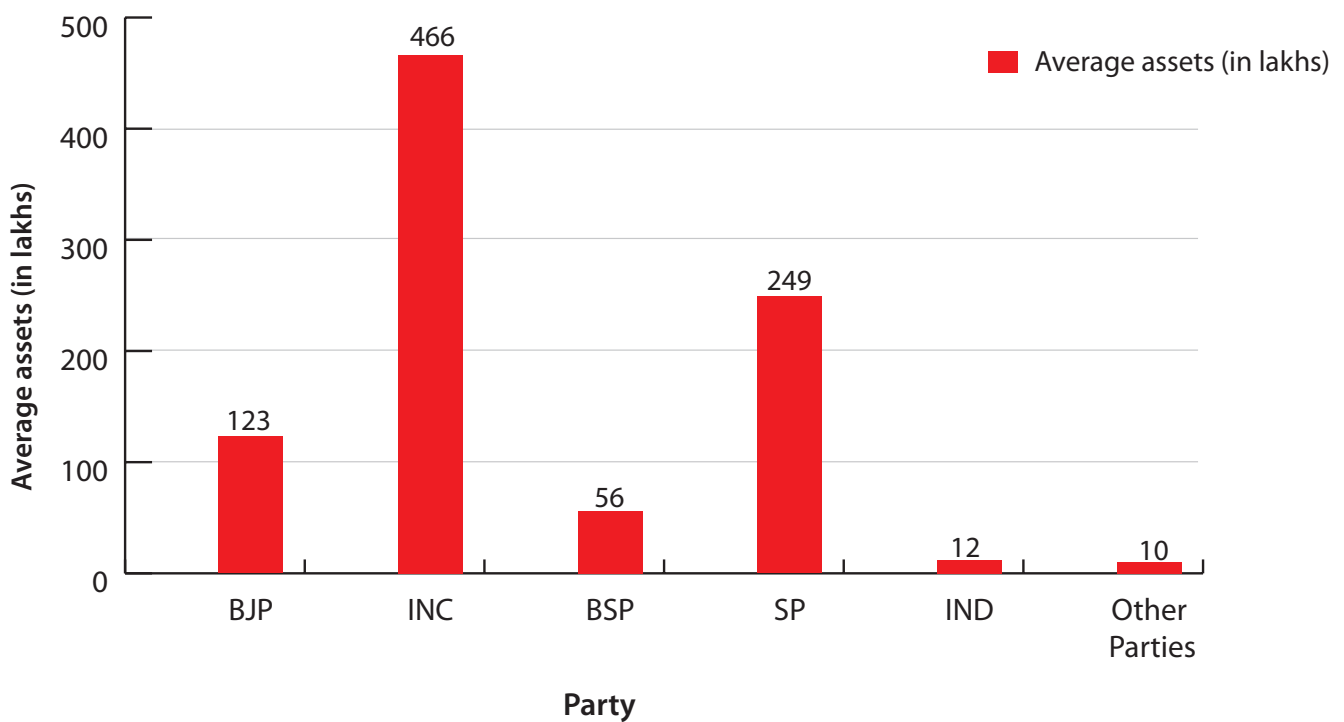
Average assets for Candidates - Party wise

Average assets for candidates of BJP, INC and BSP were approximately about Rs. 1.22 crores, Rs. 4.66 crores and Rs. 56.16 lakhs respectively. Detailed list is given below:

Table: Average assets for candidates party wise

Party	Average Assets	Candidates analyzed
BJP	Rs 1,22,62,065 ~ 1 Cror+	29
INC	Rs 4,66,21,313 ~ 4 Cror+	28
BSP	Rs 56,16,143 ~ 56 Lacs+	28
SP	Rs 2,48,52,366 ~ 2 Cror+	18
IND	Rs 12,08,967 ~ 12 Lacs+	214
Other Parties	Rs. 9,62,005~ 9 Lacs+	112

Figure: Average assets (in lakhs) for candidates of major parties



Top 25 crorepati candidates

Given below is the list of top 25 crorepati candidates who contested Lok Sabha elections 2009 from Madhya Pradesh. 12 out of the total 25 won the 2009 Lok Sabha elections.

S No	Name	Constituency	Party	Movable Assets (Rs)	Immovable Assets (Rs)	Total Assets (Rs)	PAN Given	Won/ Lost
1	SATYNARAYAN PATEL	Indore	INC	70,69,297	38,04,36,200	38,75,05,497 38 Cror+	Y	LOST
2	PUSHRAJ SINGH	Rewa	SP	68,31,238	27,98,00,000	28,66,31,238 28 Cror+	Y	LOST
3	JYOTIRADITYA MADHAVRAO SCINDIA	Guna	INC	2,26,74,212	12,64,20,000	14,90,94,212 14 Cror+	Y	WON
4	KAMAL NATH	Chhindwara	INC	5,51,95,068	8,65,74,969	14,17,70,037 14 Cror+	Y	WON
5	ASHOK SINGH	Gwalior	INC	1,03,81,000	12,45,89,000	13,49,70,000 13 Cror+	Y	LOST
6	GUDDU PREM-CHAND	Ujjain	INC	58,14,403	9,92,16,910	10,50,31,313 10 Cror+	Y	WON
7	LAKSHMAN SINGH	Rajgarh	BJP	67,14,754	6,84,81,434	7,51,96,188 7 Cror+	Y	LOST
8	SUSHMA SWARAJ	Vidisha	BJP	3,49,37,677	3,86,47,960	7,35,85,637 7 Cror+	Y	WON
9	BHAIYA BALKRISHNA	Balaghat	GGP	3,30,19,486	3,62,23,150	6,92,42,636 6 Cror+	Y	LOST
10	PT. RAJARAM TRIPATHI	Satna	SP	2,47,74,624	3,61,49,260	6,09,23,884 6 Cror+	Y	LOST
11	ARUN SUBHASHCHANDRA YADAV	Khandwa	INC	3,48,25,728	1,84,63,960	5,32,89,688 5 Cror+	Y	WON
12	MHOD. MUNAWAR KHAN KAUSAR	Bhopal	SP	62,83,286	4,38,75,877	5,01,59,163 5 Cror+	Y	LOST
13	UDAY PRATAP SINGH	Hoshangabad	INC	1,11,56,000	2,87,50,000	3,99,06,000 3 Cror+	Y	WON
14	DEORAJ SINGH PATEL	Rewa	BSP	80,30,000	2,28,15,000	3,08,45,000 3 Cror+	Y	WON
15	KANTILAL BHURIA	Ratlam	INC	73,91,089	2,31,66,000	3,05,57,089 3 Cror+	Y	WON
16	VISHVESHWAR BHAGAT	Balaghat	INC	36,60,000	2,52,00,000	2,88,60,000 2 Cror+	N	LOST
17	ADVOCATE RAMESHWAR NEEKHRA	Jabalpur	INC	57,28,500	2,29,00,000	2,86,28,500 2 Cror+	Y	LOST
18	SAJJAN SINGH VERMA	Dewas	INC	64,95,225	2,05,47,100	2,70,42,325 2 Cror+	Y	WON

S No	Name	Constitu- ency	Party	Movable Assets (Rs)	Immovable Assets (Rs)	Total Assets (Rs)	PAN Given	Won/ Lost
19	BHUPENDRA SINGH	Sagar	BJP	8,73,075	2,40,00,000	2,48,73,075 2 Cror+	Y	WON
20	AZIZ QURESHI	Jabalpur	BSP	8,53,674	2,33,99,000	2,42,52,674 2 Cror+	Y	LOST
21	BALVEER SINGH DAN- DOTIYA	Morena	BSP	40,83,043	1,88,25,000	2,29,08,043 2 Cror+	Y	LOST
22	GAJENDRAS- INGH RA- JUKHEDI	Dhar	INC	56,00,133	1,50,53,000	2,06,53,133 2 Cror+	Y	WON
23	MAHENDRA BHAIYA (DIK- SHIT)	Sidhi	IND	3,00,000	2,00,50,000	2,03,50,000 2 Cror+	N	LOST
24	BALARAM BACHCHAN	Khargone	INC	30,95,937	1,56,60,946	1,87,56,883 1 Cror+	Y	LOST
25	YASHODHARA RAJE SCINDIA	Gwalior	BJP	1,83,10,000	0	1,83,10,000 1 Cror+	Y	WON

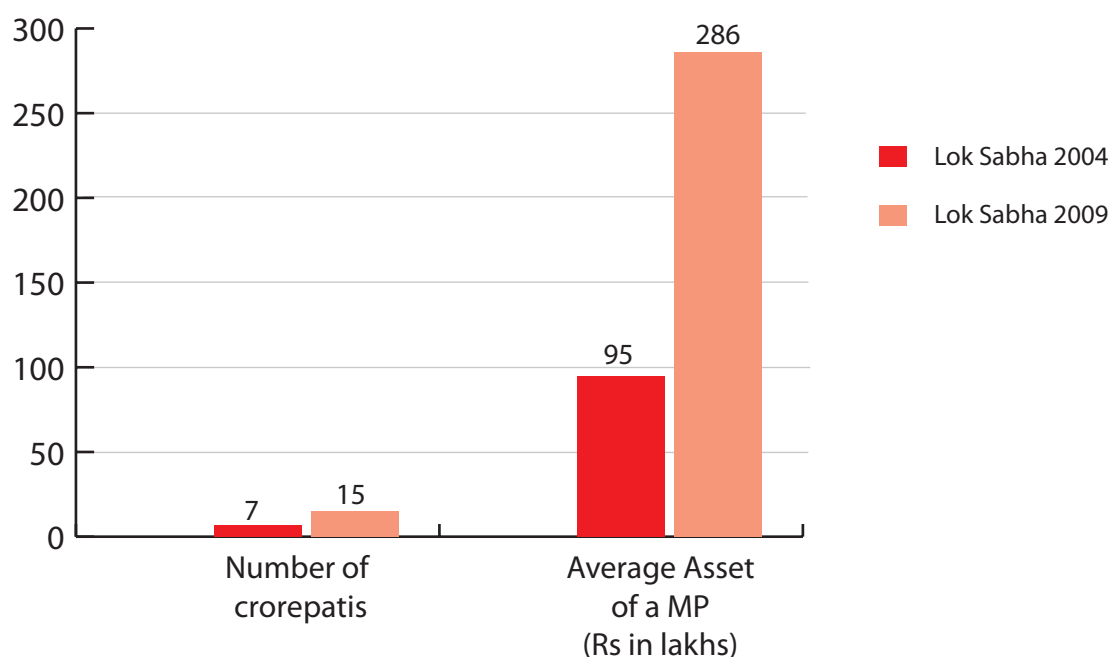
Analysis based on assets- for MPs

15 MPs in Lok Sabha 2009 from Madhya Pradesh are crorepatis as compared to 7 crorepati MPs from Lok Sabha 2004, i.e. an increase of 114%. The average asset of a MP in 2004 Lok Sabha was Rs 95 lakhs which rose to Rs 2.86 crores in 2009. Between 2004 & 2009 there has been an average asset increase of 201 % for MPs.

Table: Comparison Lok Sabha 2004 and 2009 based on assets

	In Lok Sabha 2004	In Lok Sabha 2009	Increase	% Increase
Number of crorepatis	7	15	8	114%
Average Asset of a MP (Rs in lakhs)	95	286	191	201%

Figure: Comparison Lok Sabha 2004 and Lok Sabha 2009 based on assets



Chances of winning based on assets

The table below reflects that 15 MPs out of the total 29 winning candidates have been those with assets more than 1 crore. This clearly shows that chances of winning and total assets of a candidate are directly proportional to each other.

Table: Chances of winning based on assets

Value of assets	No of candidates	No of MPs	% of MPs
Very high (5 cr and above)	12	5	42%
High (1 cr to 5 cr)	31	10	32%
Medium (10 lakhs to 1 cr)	147	14	10%
Low (less than 10 lakhs)	239	0	0%

Crorepati MPs- Party wise break up

10 MPs of INC i.e. 83% and 4 MPs of BJP i.e. 25% are crorepatis. 15 MPs out of the total 29 MPs from Madhya Pradesh are crorepatis.

Table: Crorepati MP- party wise break up

Party	Total Candidates	Total crorepati candidates	Total MPs	Total crorepati MPs	% of crorepati MPs
INC	28	21	12	10	83%
BJP	29	6	16	4	25%
BSP	28	4	1	1	100%
Total	85	31	29	15	52%

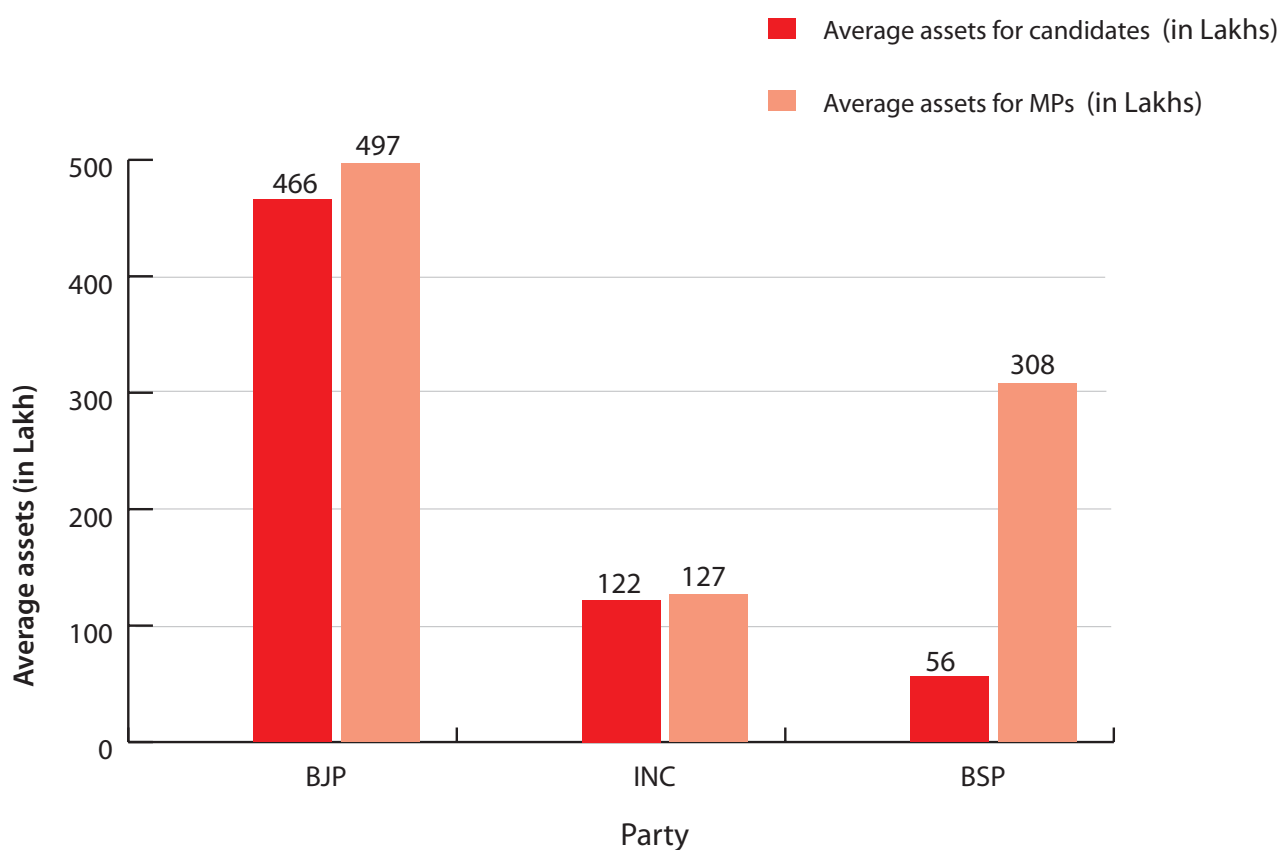
Average assets per MP for major parties

The average assets for MP of INC, BJP and BSP were Rs. 4.97 crores, Rs. 1.27 crores and Rs. 3.08 crores respectively.

Table: Average assets for winners

Party	No of candidates	Average assets for candidates	No of MPs	Average assets for MPs
INC	28	Rs 4,66,21,313 ~ 4 Cror+	12	Rs 4,97,14,590 ~ 4 Cror+
BJP	29	Rs 1,22,62,065 ~ 1 Cror+	16	Rs 1,27,29,907 ~ 1 Cror+
BSP	28	Rs 56,16,143 ~ 56 Lacs+	1	Rs 3,08,45,000 ~ 3 Cror+

Figure: Comparison average assets for candidates & MPs in Lok Sabha 2009



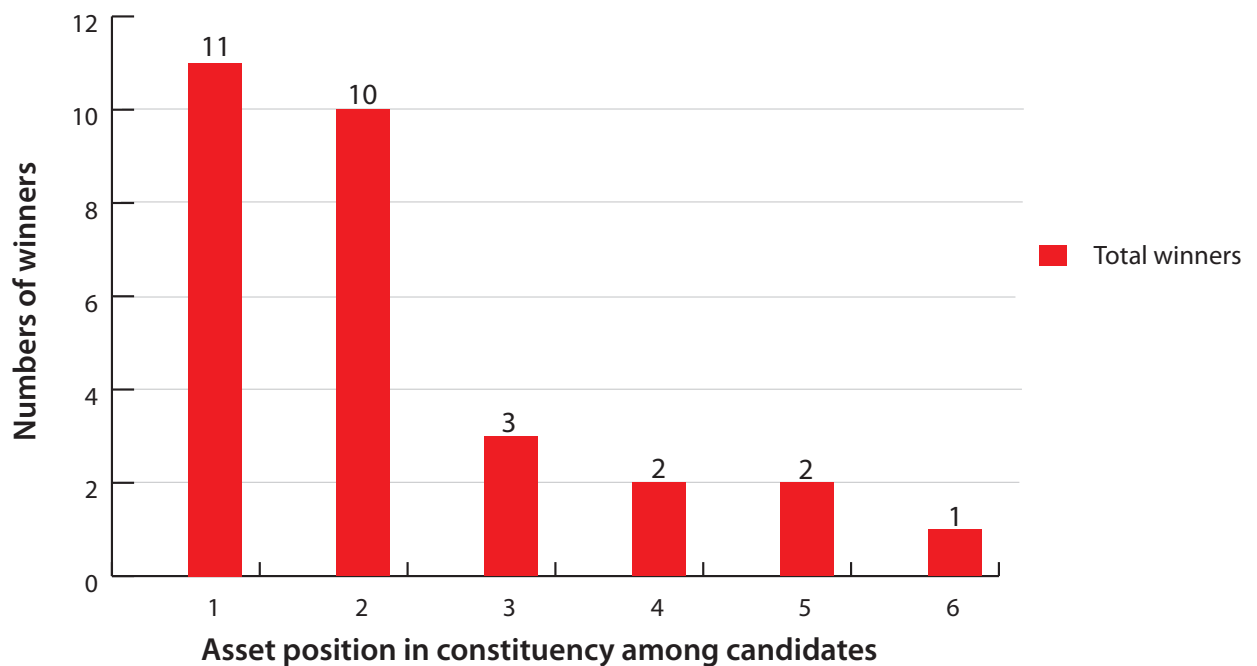
Asset position in constituency among candidates and chances of winning

The following table gives an analysis of asset position in constituency among candidates (highest asset to lowest asset) and their chances of winning. From 11 or 38% constituencies, candidates with highest declared assets according to their own self sworn affidavits emerged as MPs. From 10 constituencies, or 34% constituencies, candidates with second highest declared assets won.

Table: Position in constituency based on assets and MPs

Position in constituency based on assets	Total MPs	% of MPs
1	11	38%
2	10	34%
3	3	10%
4	2	7%
5	2	7%
6	1	3%
Grand Total	29	100%

Figure: Asset position in constituency among candidates and MPs



Crorepati MPs – PAN not given

1 MP from Madhya Pradesh, Basori Singh Masram of INC who won the election from Mandla Constituency had not declared the PAN details.

Name	Constituency	Party	Movable Assets (Rs)	Immovable Assets (Rs)	Total Assets (Rs)	PAN Given
Basori Singh Masram	Mandla	INC	11,71,178	1,23,50,000	1,35,21,178` 1 crore+	N

Details of top 15 MPs based on maximum assets

The table given below is a list of MPs with top 15 highest assets.

S No	Name	Constituency	Party	Movable Assets (Rs)	Immovable Assets (Rs)	Total Assets (Rs)	PAN Given
1	JYOTIRADITYA MADHAVRAO SCINDIA	Guna	INC	2,26,74,212	12,64,20,000	14,90,94,212 14 Cror+	Y
2	KAMAL NATH	Chhindwara	INC	5,51,95,068	8,65,74,969	14,17,70,037 14 Cror+	Y
3	GUDDU PREMCHAND	Ujjain	INC	58,14,403	9,92,16,910	10,50,31,313 10 Cror+	Y
4	SUSHMA SWARAJ	Vidisha	BJP	3,49,37,677	3,86,47,960	7,35,85,637 7 Cror+	Y
5	ARUN SUB-HASHCHAN-DRA YADAV	Khandwa	INC	3,48,25,728	1,84,63,960	5,32,89,688 5 Cror+	Y
6	UDAY PRATAP SINGH	Hoshangabad	INC	1,11,56,000	2,87,50,000	3,99,06,000 3 Cror+	Y
7	DEORAJ SINGH PATEL	Rewa	BSP	80,30,000	2,28,15,000	3,08,45,000 3 Cror+	Y
8	KANTILAL BHURIA	Ratlam	INC	73,91,089	2,31,66,000	3,05,57,089 3 Cror+	Y
9	SAJJAN SINGH VERMA	Dewas	INC	64,95,225	2,05,47,100	2,70,42,325 2 Cror+	Y
10	BHUPENDRA SINGH	Sagar	BJP	8,73,075	2,40,00,000	2,48,73,075 2 Cror+	Y
11	GAJENDRAS-INGH RA-JUKHEDI	Dhar	INC	56,00,133	1,50,53,000	2,06,53,133 2 Cror+	Y
12	YASHODHARA RAJE SCINDIA	Gwalior	BJP	1,83,10,000	0	1,83,10,000 1 Cror+	Y
13	BASORI SINGH MASRAM	Mandla	INC	11,71,178	1,23,50,000	1,35,21,178 1 Cror+	N
14	RAJESH NAN-DINI SINGH	Shahdol	INC	32,25,000	75,50,000	1,07,75,000 1 Cror+	Y
15	JEETENDRA SINGH	Khajuraho	BJP	19,65,506	86,31,000	1,05,96,506 1 Cror+	Y

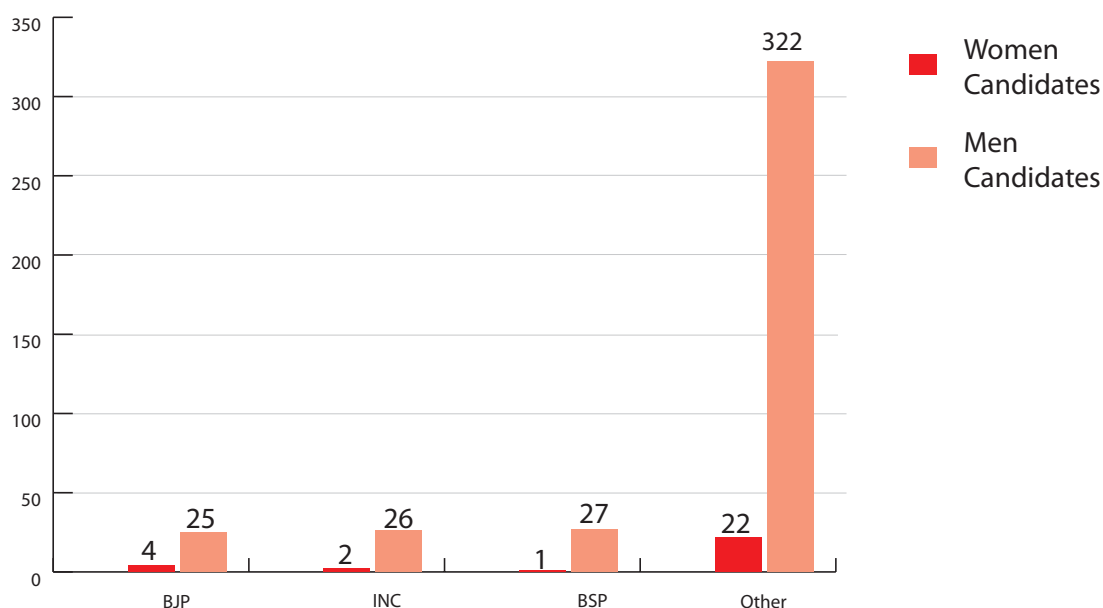
Female representation in Lok Sabha 2009 elections

Out of 429 candidates, only 29 women candidates or 7% contested elections. 6 out of 29 women candidates emerged as MPs. The party wise break up is given below:

Table: Party wise female representation analysis

	BJP	INC	BSP	Other	TOTAL
Women					
Candidates	4	2	1	22	29
MPs	4	2	0	0	6
% Women candidates	14%	7%	4%	6%	7%
% Women MPs	25%	17%	0%	0%	21%
Men					
Candidates	25	26	27	322	400
MPs	12	10	1	0	23
% Men candidates	86%	93%	96%	94%	93%
% Men MPs	75%	83%	100%	0%	79%
Total					
Candidates	29	28	28	344	429
MPs	16	12	1	0	29

Figure: Candidate distribution based on gender



Full Asset and pending criminal cases details

Assets for all MPs from Madhya Pradesh in Lok Sabha 2009

S. No.	Name	Constituency	Party	Total Assets (Rs)	Movable Assets (Rs)	Immovable Assets (Rs)	Liabilities (Rs.)	PAN Given
1	JYOTIRADITYA MADHAVRAO SCINDIA	Guna	INC	14,90,94,212 14 Cror+	2,26,74,212 2 Cror+	12,64,20,000 12 Cror+	0	Y
2	KAMAL NATH	Chhindwara	INC	14,17,70,037 14 Cror+	5,51,95,068 5 Cror+	8,65,74,969 8 Cror+	0	Y
3	GUDDU PREM-CHAND	Ujjain	INC	10,50,31,313 10 Cror+	58,14,403 58 Lacs+	9,92,16,910 9 Cror+	15,00,000 15 Lacs+	Y
4	SUSHMA SWARAJ	Vidisha	BJP	7,35,85,637 7 Cror+	3,49,37,677 3 Cror+	3,86,47,960 3 Cror+	0	Y
5	ARUN SUBHASH-CHANDRA YADAV	Khandwa	INC	5,32,89,688 5 Cror+	3,48,25,728 3 Cror+	1,84,63,960 1 Cror+	2,75,62,966 2 Cror+	Y
6	UDAY PRATAP SINGH	Hoshangabad	INC	3,99,06,000 3 Cror+	1,11,56,000 1 Cror+	2,87,50,000 2 Cror+	13,74,065 13 Lacs+	Y
7	DEORAJ SINGH PATEL	Rewa	BSP	3,08,45,000 3 Cror+	80,30,000 80 Lacs+	2,28,15,000 2 Cror+	49,61,271 49 Lacs+	Y
8	KANTILAL BHURIA	Ratlam	INC	3,05,57,089 3 Cror+	73,91,089 73 Lacs+	2,31,66,000 2 Cror+	0	Y
9	SAJJAN SINGH VERMA	Dewas	INC	2,70,42,325 2 Cror+	64,95,225 64 Lacs+	2,05,47,100 2 Cror+	11,04,525 11 Lacs+	Y
10	BHUPENDRA SINGH	Sagar	BJP	2,48,73,075 2 Cror+	8,73,075 8 Lacs+	2,40,00,000 2 Cror+	0	Y
11	GAJENDRASINGH RAJUKHEDI	Dhar	INC	2,06,53,133 2 Cror+	56,00,133 56 Lacs+	1,50,53,000 1 Cror+	0	Y

S. No.	Name	Constituency	Party	Total Assets (Rs)	Movable Assets (Rs)	Immovable Assets (Rs)	Liabilities (Rs.)	PAN Given
12	YASHODHARA RAJE SCINDIA	Gwalior	BJP	1,83,10,000 1 Cror+	1,83,10,000 1 Cror+	0	0	Y
13	BASORI SINGH MASRAM	Mandla	INC	1,35,21,178 1 Cror+	11,71,178 11 Lacs+	1,23,50,000 1 Cror+	3,50,000 3 Lacs+	N
14	RAJESH NANDINI SINGH	Shahdol	INC	1,07,75,000 1 Cror+	32,25,000 32 Lacs+	75,50,000 75 Lacs+	2,00,000 2 Lacs+	Y
15	JEETENDRA SINGH	Khajuraho	BJP	1,05,96,506 1 Cror+	19,65,506 19 Lacs+	86,31,000 86 Lacs+	0	Y
16	RAKESH SINGH	Jabalpur	BJP	92,31,699 92 Lacs+	28,18,199 28 Lacs+	64,13,500 64 Lacs+	0	Y
17	SHIVRAJ BHAIYA	Damoh	BJP	89,29,326 89 Lacs+	14,17,122 14 Lacs+	75,12,204 75 Lacs+	2,86,513 2 Lacs+	N
18	ASHOK ARGAL	Bhind	BJP	79,53,043 79 Lacs+	34,27,143 34 Lacs+	45,25,900 45 Lacs+	1,00,000 1 Lacs+	Y
19	SUMITRA MA-HAJAN (TAI)	Indore	BJP	77,62,806 77 Lacs+	16,51,556 16 Lacs+	61,11,250 61 Lacs+	44,29,400 44 Lacs+	Y
20	GANESH SINGH	Satna	BJP	73,72,032 73 Lacs+	48,97,032 48 Lacs+	24,75,000 24 Lacs+	16,585 16 Thou+	Y
21	JYOTI DHURVE	Betul	BJP	71,35,000 71 Lacs+	30,20,000 30 Lacs+	41,15,000 41 Lacs+	6,38,122 6 Lacs+	Y
22	KAILASH JOSHI	Bhopal	BJP	58,85,927 58 Lacs+	30,85,927 30 Lacs+	28,00,000 28 Lacs+	0	Y
23	K. D. DESHMUKH	Balaghat	BJP	57,43,597 57 Lacs+	21,43,597 21 Lacs+	36,00,000 36 Lacs+	8,57,805 8 Lacs+	N
24	MAKNSINGH SO-LANKI (BABUJI)	Khargone	BJP	54,38,265 54 Lacs+	8,38,265 8 Lacs+	46,00,000 46 Lacs+	2,04,826 2 Lacs+	N
25	GOVIND PRASAD MISHRA	Sidhi	BJP	51,87,425 51 Lacs+	6,87,425 6 Lacs+	45,00,000 45 Lacs+	0	N

S. No.	Name	Constituency	Party	Total Assets (Rs)	Movable Assets (Rs)	Immovable Assets (Rs)	Liabilities (Rs.)	PAN Given
26	NARAYANSINGH AMLABE	Rajgarh	INC	38,08,133 38 Lacs+	8,60,493 8 Lacs+	29,47,640 29 Lacs+	1,61,617 1 Lacs+	N
27	NARENDRA SINGH TOMAR	Morena	BJP	31,25,703 31 Lacs+	8,25,703 8 Lacs+	23,00,000 23 Lacs+	17,80,000 17 Lacs+	Y
28	VIRENDRA KUMAR	Tikamgarh	BJP	25,48,466 25 Lacs+	16,68,466 16 Lacs+	8,80,000 8 Lacs+	0	Y
29	MEENAKSHI NARTAJAN	Mandsour	INC	11,26,966 11 Lacs+	11,26,966 11 Lacs+	0	0	N

Full details of pending criminal cases on MPs from Madhya Pradesh

S. No.	Name	State/ Dist	Constit- uency	Party	Age	Seri- ous IPC Counts	No of Cases in which Ac- cused	No. of Cases in which Con- victed	Total
1	GANESH SINGH	MADHYA PRADESH	Satna	BJP	46	5	2	0	2
Cases (Accused) 1. IPC Sections - 166,217,218,420,467,477 (A),34 , Other Details - 2. IPC Sections - 120 B,420,468,471 , Other Details - 13(1)D,13(2),15 Anti Corruption Act			Serious IPC Frequency Table						
			Serious IPC Sections		Number of Times they appear for this candidate				
			420		2				
			467		1				
			468		1				
			471		1				
			Total		5				
			IPC Section		Description				
			34		Acts done by several persons in f urtherance of common intention				
			120		Concealing design to commit offence punishable with imprison- ment				
			166		Public servant disobeying law, with intent to cause injury to any person				
			217		Public servant disobeying direction of law with intent to save person from punishment or property from forfeiture				
			218		Public servant framing incorrect record or writing with intent to save person from punishment or property from forfeiture				
			420		Cheating and dishonestly inducing delivery of property				
			467		Forgery of valuable security, will, etc.				
			468		Forgery for purpose of cheating				
Cases (Convicted) -----No Cases----			471		Using as genuine a forged document or electronic record				
			477		Fraudulent cancellation, destruc- tion, etc., of will, authority to adopt, or valuable security				

S. No.	Name	State/ Dist	Constituency	Party	Age	Serious IPC Counts	No of Cases in which Ac-cused	No. of Cases in which Con-victed	Total
2	GUDDU PREMCHAND	MADHYA PRADESH	Ujjain	INC	41	1	3	0	3
Cases (Accused) 1. IPC Sections - 353 , Other Details - 2. IPC Sections - 188, 201 , Other Details - 123(3), 127(A) P R Act 3. IPC Sections - 325 , Other Details -			Serious IPC Frequency Table						
			Serious IPC Sections			Number of Times they appear for this candidate			
			325			1			
			Total			1			
			IPC Section			Description			
			188			Disobedience to order duly promulgated by public servant			
Cases (Convicted) -----No Cases-----			201			Causing disappearance of evidence of offence, or giving false information to screen offender			
			325			voluntarily causing grievous hurt			
			353			Assault or criminal force to deter public servant from discharge of his duty			
S. No.	Name	State/ Dist	Constituency	Party	Age	Serious IPC Counts	No of Cases in which Ac-cused	No. of Cases in which Con-victed	Total
3	ASHOK ARGAL	MADHYA PRADESH	Bhind	BJP	39	0	4	0	4
Cases (Accused) 1. IPC Sections - 500,501,502,120B , Other Details - 875/97 2. IPC Sections - 500,501,502,120B , Other Details - 878/97 3. IPC Sections - 147,148,352,323 , Other Details - 453/99 4. IPC Sections - , Other Details - 961/01			IPC Section			Description			
			120B			Punishment of criminal conspiracy			
			147			rioting			
			148			Rioting, armed with deadly weapon			
			323			voluntarily causing hurt			
			352			assault or criminal force otherwise than on grave provocation			
			500			defamation			

Cases (Convicted) -----No Cases----			501			Printing or engraving matter known to be defamatory			
			502			Sale of printed or engraved substance containing defamatory matter			
S. No.	Name	State/ Dist	Constituency	Party	Age	Serious IPC Counts	No of Cases in which Accused	No. of Cases in which Convicted	Total
4	ARUN SUBHASHCHANDRA YADAV	MADHYA PRADESH	Khandwa	INC	36	0	1	0	1
Cases (Accused) 1. IPC Sections - 147,149,341 , Other Details -			IPC Section			Description			
			147			rioting			
			149			Every member of unlawful assembly guilty of offence committed in prosecution of common object			
			341			wrongful restraint			
Cases (Convicted) -----No Cases----									

