

11th State Assembly of Tripura

Analysis of Performance of MLAs and Legislative Assembly of Tripura

Association for Democratic Reforms

T-95, C.L. House, 2nd Floor,
Near Gulmohar Commercial Complex
Gautam Nagar,
New Delhi-110 049
Phone: +91-011-4165-4200
Fax : +91-11-46094248
Email : adr@adrindia.org

Association for Democratic Reforms (ADR) and Tripura Election Watch (TEW) had filed RTIs to the Tripura Assembly Secretariat asking for the information pertaining to the performance of the MLAs and the Legislative Assembly. This report has been generated from the responses received.

Comparative Analysis of Performance of 10th and 11th Tripura Assemblies

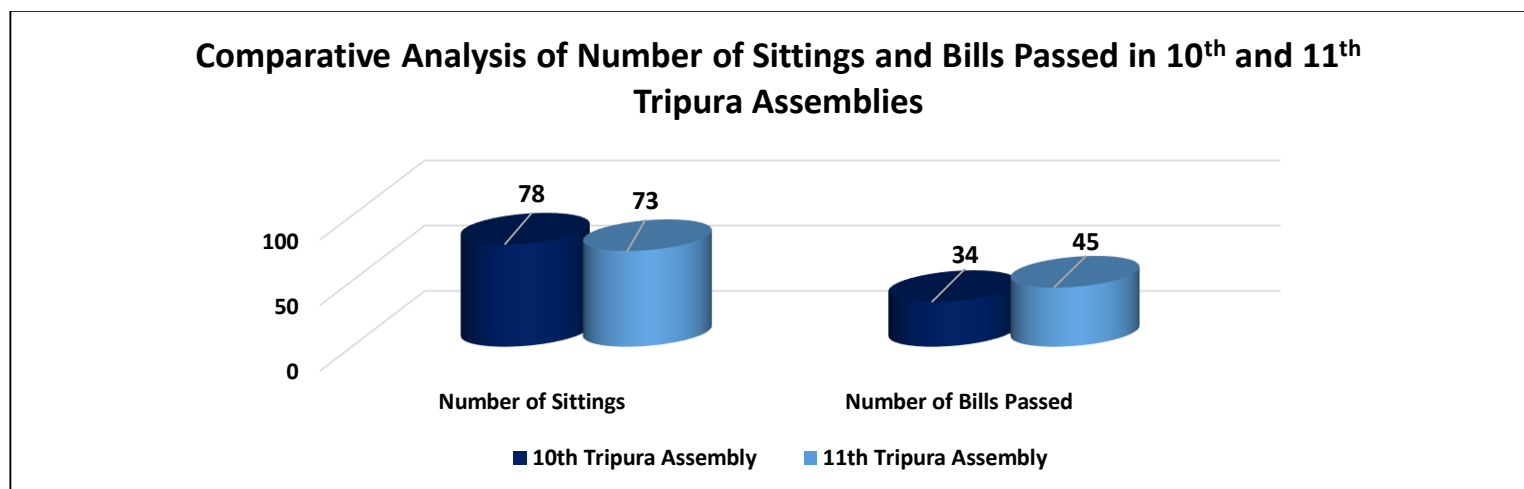


Figure: Comparative Analysis of Number of Sitzings and Bills Passed in 10th and 11th Tripura Assemblies

Tripura Assembly	Duration considered	Number of Sitzings	Number of Bills Passed
10th Assembly	March, 2008 - September 2012	78	34
11th Assembly	March 2013 - November 2017	73	45

Table: Comparative Analysis of Number of Sitzings and Bills Passed in 10th and 11th Tripura Assemblies

Analysis of Number of Sitzings in Each Session of 11th Tripura Legislative Assembly

- ❖ There were 15 sessions in the 11th Tripura Legislative Assembly.
- ❖ The Legislative Assemblies have been meeting for a very short time despite legislation being the main task of the MLAs. On an average, Tripura State Assembly sat for 15 days per year.
- ❖ It sat for 73 days from March, 2013 to November 2017.
- ❖ The longest session, i.e. the 7th session of the 11th Tripura Assembly was for 12 days from 6th February, 2015 to 4th March, 2015.
- ❖ The shortest, i.e. the 3rd session was for only a day on 1st July, 2013.

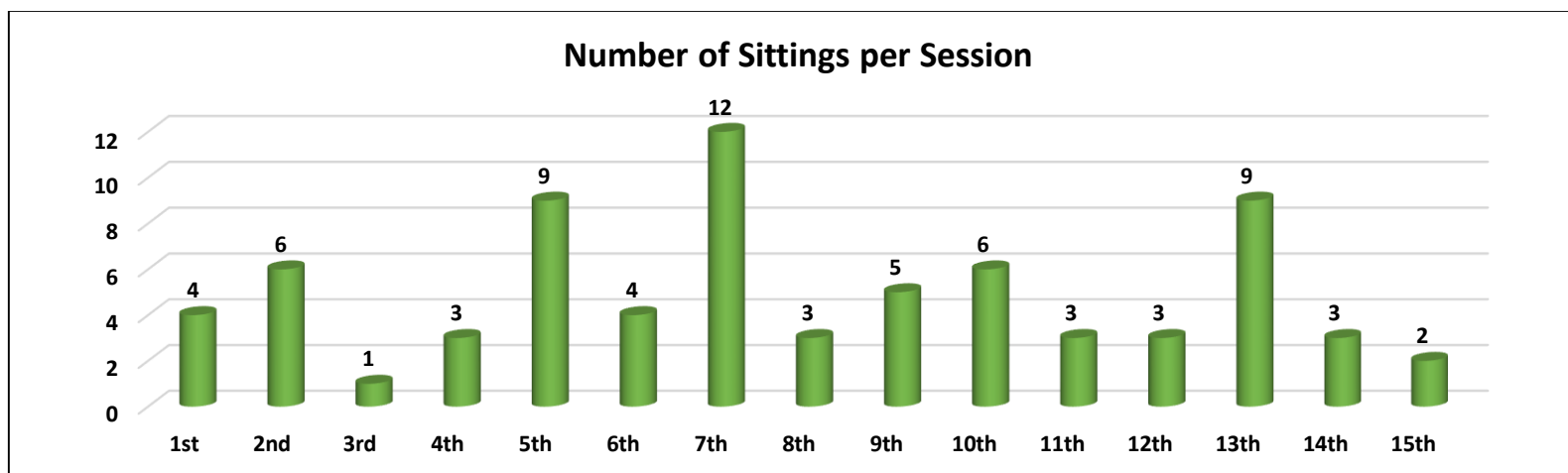


Figure: Number of Sitzings per Session

Sessions	Sitting per Session
1st	4
2nd	6
3rd	1

Sessions	Sitting per Session
4th	3
5th	9
6th	4
7th	12
8th	3
9th	5
10th	6
11th	3
12th	3
13th	9
14th	3
15th	2

Table: Number of Sittings per Session

Analysis of Attendance and Number of Questions asked by MLAs in Tripura Legislative Assembly

- ❖ On an average a MLA from Tripura has attended 58 days of assembly sessions.
- ❖ There are 4 MLAs who have attended all the sittings. The details of these MLAs with 100% attendance are given below :

S.No	MLA	Constituency	Party	Number of Days Attended	Percentage of Attendance
1	Shri Pranab Debbarma	Simna(ST)	CPI(M)	73	100%
2	Shri Keshab Deb Barma	Golaghati(ST)	CPI(M)	73	100%
3	Shri Rajkumar Choudhury	Suryamaninagar	CPI(M)	73	100%
4	Shri Lalit Kumar Deb Barma	Ambassa(ST)	CPI(M)	73	100%

Table: MLAs with 100% attendance

- ❖ There are 44 (73%) MLAs who have asked total 4032 questions in the Assembly sessions.
- ❖ Shri. Ratan Lal Nath from Mohanpur constituency has asked maximum number of questions. He asked 1706 i.e. 42% of total questions asked in 15 sessions of Tripura Assembly. The details of top 3 MLAs who have asked highest number questions are given below.

S.No.	MLA	Constituency	Party	Total Number of Questions Asked
1	Shri Ratan lal Nath	Mohanpur	INC	1706
2	Shri Samir Deb Sarkar	Khowai	CPI(M)	488
3	Shri Asish Kumar Saha	Town Bordowali	INC	240

Table: Top 3 MLAs who have asked maximum number of questions

- ❖ Shri. Haricharan Sarkar, a CPI (M) MLA from Bamutia constituency asked only 1 question throughout the 15 sessions of Tripura Assembly.

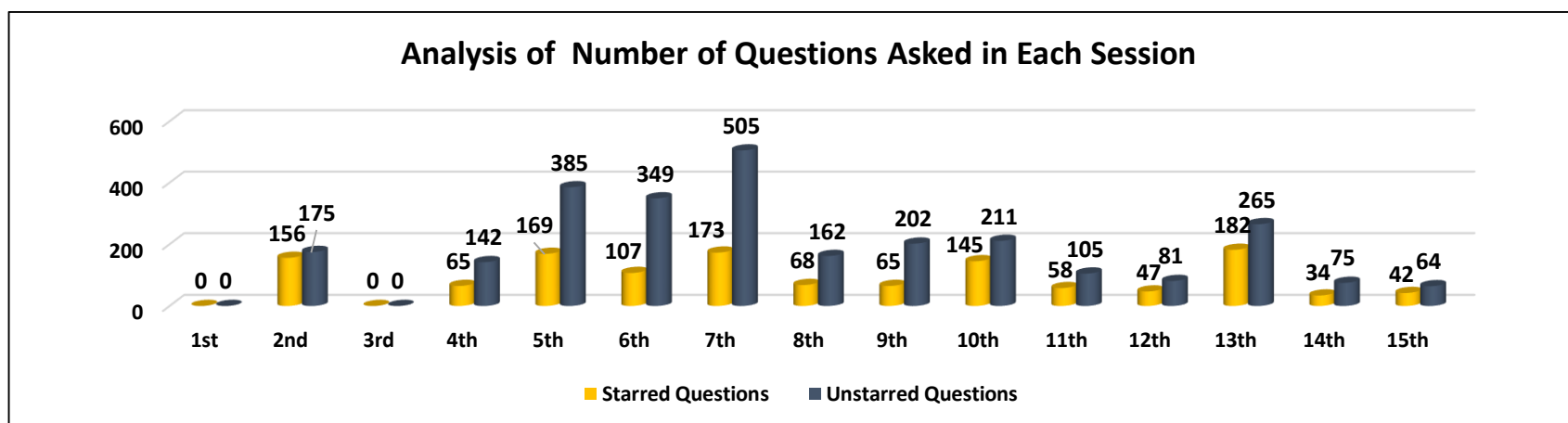


Figure: Analysis of Number of Questions asked in each session

Session	Starred Questions	Unstarred Questions
1st	0	0
2nd	156	175
3rd	0	0
4th	65	142
5th	169	385
6th	107	349

Session	Starred Questions	Unstarred Questions
7th	173	505
8th	68	162
9th	65	202
10th	145	211
11th	58	105
12th	47	81
13th	182	265
14th	34	75
15th	42	64

Table: Analysis of Number of Questions asked in each session

Analysis of Bills Tabled and Bills Passed in Tripura Legislative Assembly

- ❖ During March' 13 to November'17, 47 bills were introduced and 45 bills were passed in the assembly.
- ❖ Highest number of bills were introduced i.e. 14(30%) and passed i.e. 13(29%) during the 6th session that consisted of 4 sittings only.

Analysis of Bills Tabled and Bills Passed

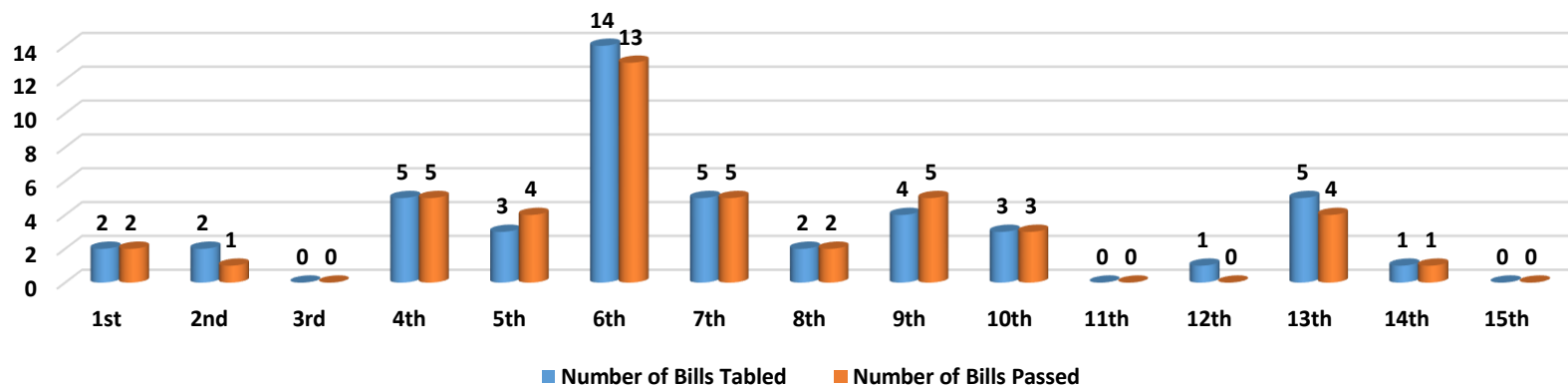


Figure: Analysis of Bills Tabled and Bills Passed in Tripura Legislative Assembly

Sessions	Number of Bills Tabled	Number of Bills Passed
1st	2	2
2nd	2	1
3rd	0	0
4th	5	5
5th	3	4
6th	14	13
7th	5	5
8th	2	2
9th	4	5
10th	3	3
11th	0	0
12th	1	0
13th	5	4
14th	1	1
15th	0	0
Total	47	45

Table: Analysis of Bills Tabled and Bills Passed in Tripura Legislative Assembly

Contact Details

Tripura Election Watch

Mr. Biswendu Bhattacharjee
State Co-ordinator
 +91-94361-25214
biswendu.tripura@gmail.com

National Election Watch/Association for Democratic Reforms

Media and Journalist Helpline +91 80103 94248 Email: adr@adrindia.org	Maj.Gen. Anil Verma (Retd) Head National Election Watch, Association for Democratic Reforms 011 4165 4200, +91 88264 79910 adr@adrindia.org , anilverma@adrindia.org	Prof Jagdeep Chhokar IIM Ahmedabad (Retd.) Founder Member, National Election Watch, Association for Democratic Reforms +91 99996 20944 jchhokar@gmail.com	Prof Trilochan Sastry IIM Bangalore Founder Member, National Election Watch, Association for Democratic Reforms +91 94483 53285 trilochans@iimb.ernet.in
--	---	---	---