

Kerala

Lok Sabha 2009 Elections

CONTENTS

Executive summary for candidates & MPs.....	555
Voting and winning trend.....	557
Analysis based on pending criminal cases.....	559
Pending criminal cases- analysis for candidates.....	559
Party wise break up for candidates with pending criminal cases	559
Serious crimes distribution – Party wise breakup for candidates	560
Party wise comparison of pending criminal cases on candidates : LS-2004 vs LS 2009.....	562
Details for candidates based on serious pending criminal cases.....	563
Pending criminal cases- analysis for MPs	565
Party wise break up for MPs with pending criminal cases.....	566
Party wise comparison of pending criminal cases on MPs : LS-2004 vs LS 2009	567
Party wise break up for MPs with serious pending criminal cases.....	568
MPs with pending criminal cases.....	569
Analysis based on assets.....	570
Analysis based on assets – for candidates	570
Average assets for Candidates.....	571
Crorepati candidates	572
Analysis based on assets- for MPs.....	573
Chances of winning based on assets.....	574
Crorepati MPs- party wise break up	574
Average assets per MP for major parties.....	575
Asset position in constituency among candidates and chances of winning.....	576
Crorepati MPs – PAN not given.....	577
Details of top 5 MPs based on maximum assets	577
Full Asset and pending criminal cases details.....	578
Assets for all MPs from Kerala in Lok Sabha 2009.....	578
Full details of pending criminal cases on MPs from Kerala	580

Kerala Election Watch*

Lok Sabha elections 2009

Lok Sabha 2009 elections were held in Kerala on April 16, 2009. This chapter includes the analysis of voting trend, criminalization, money power, gender etc in these elections. Information provided by ECI and details from the affidavits filed by contesting candidates have been used for above analysis.

Growth of political parties

In Lok Sabha 2004, 16 parties contested elections which rose to 18 in 2009 Lok Sabha elections. This reflects a rise of 12.5 % in the number of parties from 2004 Lok Sabha elections to 2009 Lok Sabha elections.

Growth in number of candidates

A total of 217 candidates contested Lok Sabha 2009 elections from Kerala as compared to 177 candidates in Lok Sabha 2004. This shows a growth of 34% in number of candidates contesting in 2009.

Executive summary for candidates and MPs

Summary for candidates

- Affidavits of 217 contesting candidates in Lok Sabha 2009 elections were analyzed by Kerala Election Watch (KEW).
- Out of these 217 candidates, 47 candidates or 21.65% declared pending criminal cases against them. BJP had 11 out of 19 (58%) candidates with pending criminal cases, CPM had 8 out of 14 (57%) candidates with pending criminal cases, and INC had 6 out of 17 (35%) candidates with pending criminal cases.
- Out of these 47 candidates with pending criminal cases, 15 candidates had serious criminal cases like attempt to murder etc pending against them. CPM had 5, BSP- 3, BJP- 1 and INC -1 candidate with serious criminal cases pending against them.
- There were 50 candidates of three main parties (INC, BJP & CPM) and out of these 50 candidates 25 (50%) had pending criminal cases against them. Comparing this to 2004 Lok Sabha elections, there were 42 candidates of three main parties (INC, BJP & CPM). Out of these 42 candidates of three major political parties 12 (28.57%) had pending criminal cases against them.
- There were total 9 Red Alert constituencies where 3 or more contesting candidates had pending criminal cases. Thrissur had 5 candidates with pending criminal cases followed by Palakkad, Kannur, Kasargod & Ernakulam which had 4 candidates each with pending criminal cases.
- A total of 19 candidates out of 217 i.e. 8.75% were crorepatis.

*This chapter would not have been possible without the efforts of several volunteers, groups and organizations from the state. ADR and NEW especially acknowledge with gratitude the efforts of Sh. Satish Babu (Coordinator, Kerala Election Watch) and Lt. Gen. S. K. Pillai.

This volume is dedicated to all who were part of the Election Watch.

- A total of 5 candidates declared zero assets.
- A total of 37 candidates declared liabilities above 5 lakhs.
- Among major parties, the average asset per candidate for INC was Rs. 1.73 crores, for KC(M) was Rs 96.51 Lakh, for CPM was Rs 42.79 Lakh, for BJP was Rs. 27 lakh.
- 82.9% of candidates (180 of 217) had not furnished PAN card details.
- Number of women candidates was just 15 (6.92%) as compared to 202 of men (93.08%).
- More than 45% candidates (98 of 217) were graduates & above.
- None of the parties managed to get votes anywhere near 50%. The highest votes polled were approx 40% by INC and about 29% of the total registered voters. CPM managed 30.48% of the votes.

Summary for MPs

- Of the 15 candidates with the most serious criminal cases pending against them, only 2 won and the remaining 13 were rejected by the voters.
- Out of 20 MPs, 7 (35%) have pending criminal cases against them. Comparing this to Lok Sabha 2004, affidavits were available for 18 MPs out of which 7 (39%) had pending criminal cases against them.
- Out of these 7 MPs with pending criminal cases, there are pending serious criminal cases against 2 MPs (10%). Contrasting this with Lok Sabha 2004, 2 MPs (11.11 %) had serious pending criminal cases.
- Even though the number of MPs with pending criminal cases has not increased from Lok Sabha 2004 to Lok Sabha 2009, the number of total criminal cases against MPs has decreased from 34 in Lok Sabha 2004 to 25 in Lok Sabha 2009. Similarly the number of total serious IPC sections against MPs has decreased from 9 in 2004 to 7 in 2009.
- The number of crorepati MPs has increased from 2 in Lok Sabha 2004 to 5 in Lok Sabha 2009.
- Among major parties, the average asset per MP for INC was Rs. 2.21 crores, KC(M) Rs 96 lakh, CPM Rs. 70.97 lakh & MUL Rs. 22.46 lakh each.
- Average asset for a MP from Kerala was Rs 1.64 crores.
- Out of 20 MPs, 12 had not declared their PAN details
- Out of 15 women candidates, none managed to win.

Voting and winning trend

Voting analysis

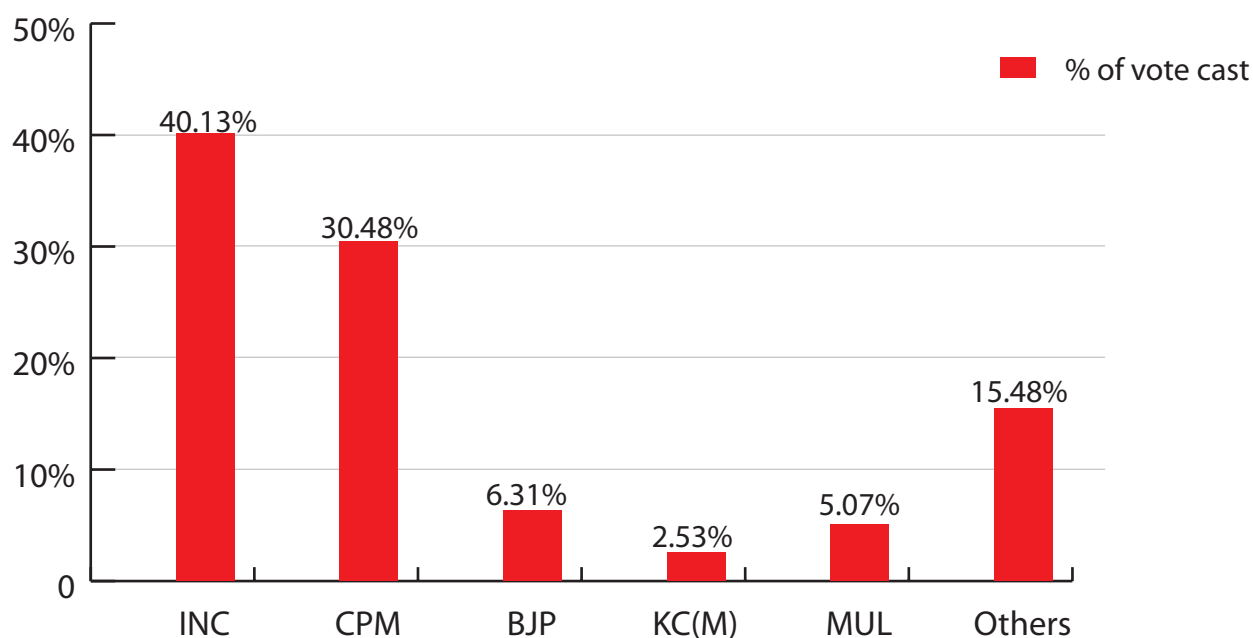
The % of votes polled by the major parties clearly shows that none of them got anywhere close to the 50% mark. Total voting in the state was only 73%. CPM managed approx 30 % of the votes cast and only 22% of the registered voters. INC managed 40% votes cast and 29% registered voters. The total electorate in Kerala was 2,18, 65,458 and the total votes cast were 1, 60, 34,875.

Further break-up is given in the table:

Table: % of votes polled

Party	Total votes cast for the party	% of votes cast	% of total registered voters
INC	64,34,486	40.13%	29.43%
CPM	48,87,333	30.48%	22.35%
BJP	10,11,563	6.31%	4.63%
KC(M)	4,04,962	2.53%	1.85%
MUL	8,13,741	5.07%	3.72%
Others	24,82,790	15.48%	11.35%

Figure: Per cent of votes cast in Kerala - Party wise



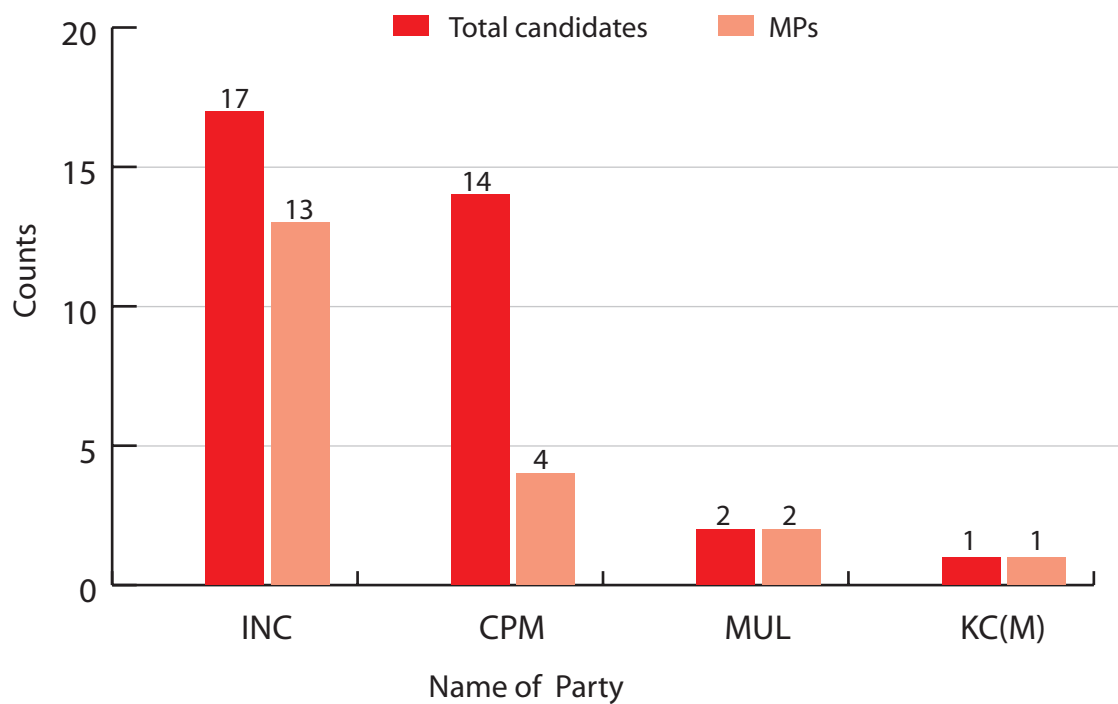
Candidates vs MPs

Kerala has 20 parliamentary constituencies. Maximum numbers of MPs (13) are from INC followed by 4 of CPM. The breakup of MPs as compared to total candidates from the party are-

Table: Candidates & MPs –Kerala

Party	Total candidates	MPs
INC	17	13
CPM	14	4
MUL	2	2
KC(M)	1	1
Total	-	20

Figure : Candidates vs MPs- Party wise



Analysis based on pending criminal cases

Pending criminal cases- analysis for candidates

A total of 217 affidavits were analyzed by KEW for Lok Sabha 2009 elections. Out of these 217 candidates, 47 candidates or 21.65% declared pending criminal cases against them. Out of these 47 candidates with pending criminal cases, 15 had pending serious criminal cases like attempt to murder, kidnapping, robbery, extortion etc.

Party wise break up for candidates with pending criminal cases

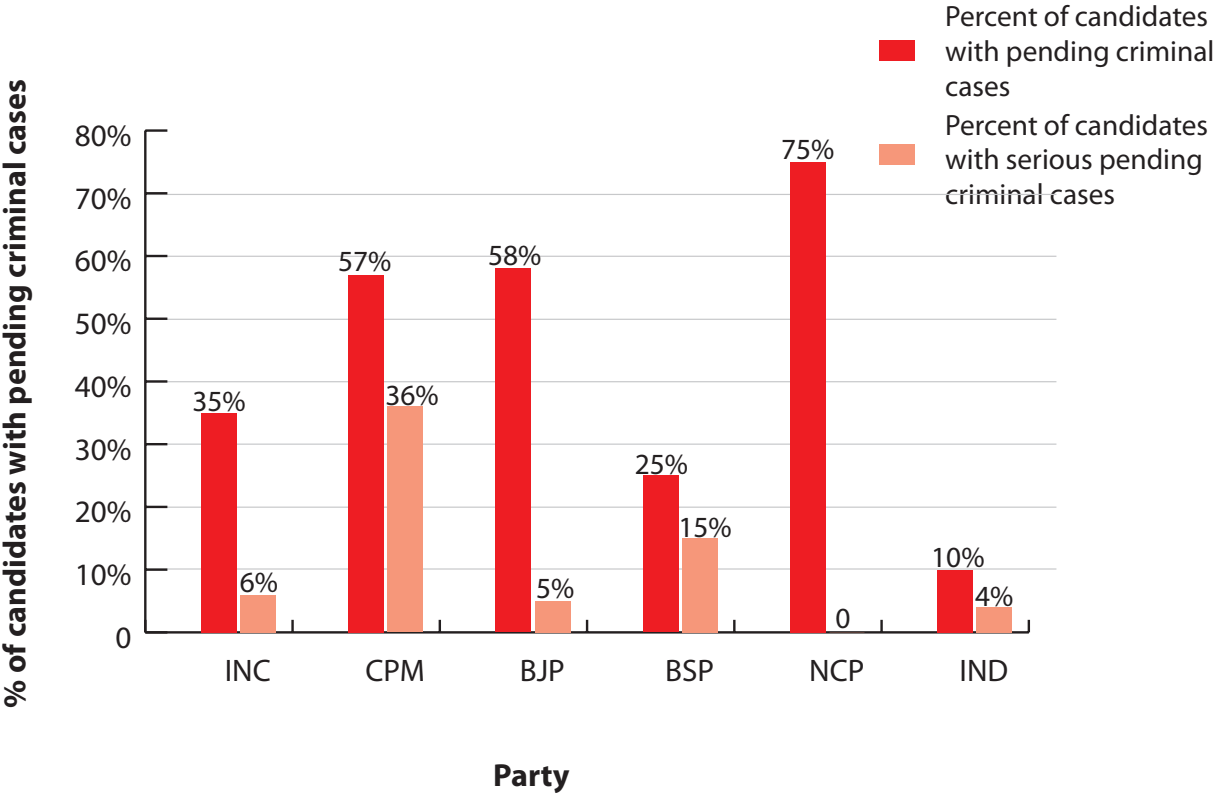
Total 47 candidates contesting elections from Kerala had pending criminal cases against them. Out of 17 candidates of INC, 6 (35.29%) had pending criminal cases. 8 candidates out of 14 candidates of CPM had pending criminal cases. More than 58% of candidates of BJP had declared pending criminal cases.

Out of these 47 candidates with pending criminal cases, 15 had pending serious criminal cases against them. The break up is given in the table below.

Table: Candidates with pending criminal cases and serious pending criminal cases- party wise break up

Party	Total candidates analysed	Candidates with pending criminal cases	Percent of candidates with pending criminal cases	Number of candidates with pending serious criminal cases	Percent of candidates with pending serious criminal cases
INC	17	6	35%	1	6%
CPM	14	8	57%	5	36%
BJP	19	11	58%	1	5%
BSP	20	5	25%	3	15%
NCP	4	3	75%	0	0%
IND	135	14	10%	5	4%
Total	-	47	-	15	-

Figure: Comparison of pending criminal cases and serious pending criminal cases for candidates of main parties from Kerala



Serious crimes distribution – party wise breakup for candidates

The table below shows the breakup of serious IPC sections for candidates of major parties. Serious crimes have been distributed in categories of violent crimes, theft related crimes, and finance related crimes and other serious crimes.

Table: Serious IPC section break up for candidates of major parties

IPC/Party	IPC Description	INC	CPM	BSP	BJP	Total for major parties
VIOLENT CRIMES						
307 308	Attempt to murder	0	3	0	1	4
324 326	Voluntarily causing hurt by dangerous weapons or means	0	3	1	0	4
Total Violent Crimes		0	6	1	1	8
ROBBERY, EXTORTION, THEFT, CHEATING ETC						
420	Cheating and dishonesty , stolen property	0	0	2	0	2
Total Theft related crimes		0	0	2	0	2
FINANCIAL FRAUD ETC						
465 469	Forgery	0	6	0	0	6
Total Financial crimes		0	6	0	0	6
OTHER SERIOUS CRIMES						
254	Delivery of coin as genuine, which, when first possess, the deliverer did not know to be altered	1	0	0	0	1
Total Other Serious crimes		1	0	0	0	1
Total for major parties		1	12	3	1	17

Party wise comparison of pending criminal cases on candidates in Lok Sabha 2004 & Lok Sabha 2009

A comparison between candidates of major parties from Lok Sabha 2009 & 2004 with pending criminal cases is given below.

Table: Comparison Lok Sabha 2004 vs. Lok Sabha 2009

Party	Lok Sabha 2004			Lok Sabha 2009		
	Number of candidates analysed	candidates with pending criminal cases	% of candidates with pending criminal cases	Number of candidates analysed	candidates with pending criminal cases	% of candidates with pending criminal cases
CPM	13	7	53.85%	14	8	57%
BJP	14	4	28.57%	19	11	57.89%
INC	15	1	6.67%	17	6	35.29%

Details for candidates based on pending criminal cases

The table below lists 15 candidates with serious pending criminal cases. Almost all of them had pending criminal cases of attempt to murder, voluntarily causing hurt by dangerous weapons or means, Attempt to commit culpable homicide, cheating, forgery etc. Out of these 15 candidates with most serious pending criminal cases, only 2 won and rest 13 were rejected by the voters. The detailed list is given below.

S. No.	Name	Constituency	Party	Age	Seri-ous IPC Counts	Total Cases	IPC counts related to violent crimes like murder, kidnapping etc and theft, extortion, cheating and dacoity etc	Won/ Lost
1	P.Karunakaran	Kasaragod	CPM	64	6	12	6 charges related to forgery	Won
2	R Zakeer Hus-sain	Kollam	IND	37	4	2	1 charge related to attempt to murder, 2 charges of voluntary causing hurt & 1 charge of Obscene acts & songs	Lost
3	Sindhu Joy	Ernakulam	CPM	32	3	1	1 charge related to attempt to murder, 1 charge related to Attempt to commit culpable homicide & 1 charge of voluntary causing hurt	Lost
4	K. Surendran	Kasaragod	BJP	37	1	5	1 charge related to Attempt to commit culpable homicide	Lost
5	K Sudha-karan Kavinte Arikathu	Kannur	INC	60	1	3	1 charge related to Delivery of coin as genuine, which, when first possess, the deliverer did not know to be altered	Won
6	Adv P A Mo-hamed Riyas	Kozhikode	CPM	33	1	3	1 charge related to Voluntarily causing hurt by dangerous weapons or means	Lost
7	K H Madhavi	Kasaragod	BSP	35	1	2	1 charge related to voluntarily causing hurt by dangerous weapons or means	Lost
8	K K Ragesh	Kannur	CPM	38	1	2	1 charge related to attempt to commit culpable homicide	Lost

S. No.	Name	Constituency	Party	Age	Serious IPC Counts	Total Cases	IPC counts related to violent crimes like murder, kidnapping etc and theft, extortion, cheating and dacoity etc	Won/ Lost
9	Hussain	Ponnani	IND	29	1	2	1 charge related to theft in dwelling house, etc.	Lost
10	Ananthagopan	Pathanamthitta	CPM	61	1	2	1 charge related to voluntarily causing hurt by dangerous weapons or means	Lost
11	S Radhakrishn	Kollam	IND	47	1	2	1 charge related to voluntarily causing hurt by dangerous weapons or means	Lost
12	K Muhamed Riyas	Kozhikode	IND	33	1	1	1 charge related to voluntarily causing hurt by dangerous weapons or means	Lost
13	Muttam Abdulla	Chalakyudi	BSP	49	1	1	1 charge related to Cheating and dishonestly inducing delivery of property	Lost
14	Adv Biju M John	Idukki	BSP	40	1	1	1 charge related to Cheating and dishonestly inducing delivery of property	Lost
15	Jayakumar	Attingal	IND	56	1	1	1 charge related to voluntarily causing hurt by dangerous weapons or means	Lost

Pending criminal cases- analysis for MPs

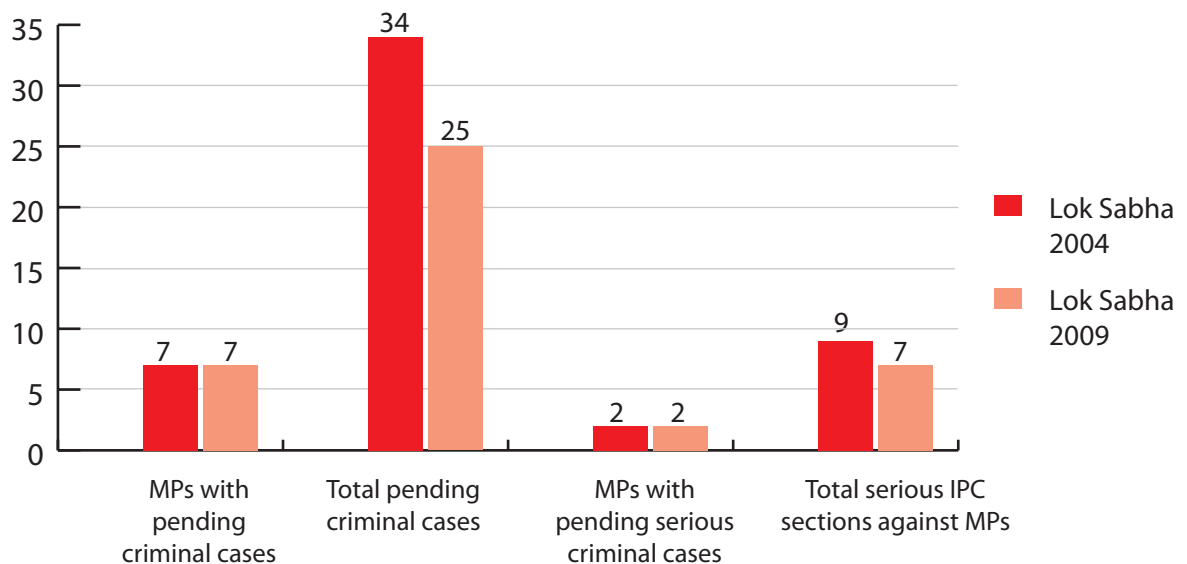
Out of 20 MPs from Kerala in Lok Sabha 2009, 7 MPs have pending criminal cases against them. Out of these 7 MPs, there are pending serious criminal cases against 2 MPs (10%).

Given below is a comparative analysis for MPs with pending criminal cases elected from Kerala. The number of total pending criminal cases has decreased by almost 26%. This means that there were an average of 3.57 cases per tainted MP in 2009 Lok Sabha as compared to 4.85 cases per tainted MP in 2004 Lok Sabha.

Table: Comparison Lok sabha 2004 & Lok Sabha 2009 MPs with pending criminal cases

	Lok Sabha 2004	Lok Sabha 2009	Increase	% increase
MPs with pending criminal cases	7	7	0	0
Total Pending criminal cases	34	25	-9	-26%
MPs with pending serious criminal cases	2	2	0	0
Total serious IPC sections against MPs	9	7	-2	-22%

Figure: Comparison Lok Sabha 2004 & Lok Sabha 2009- MPs with pending criminal cases



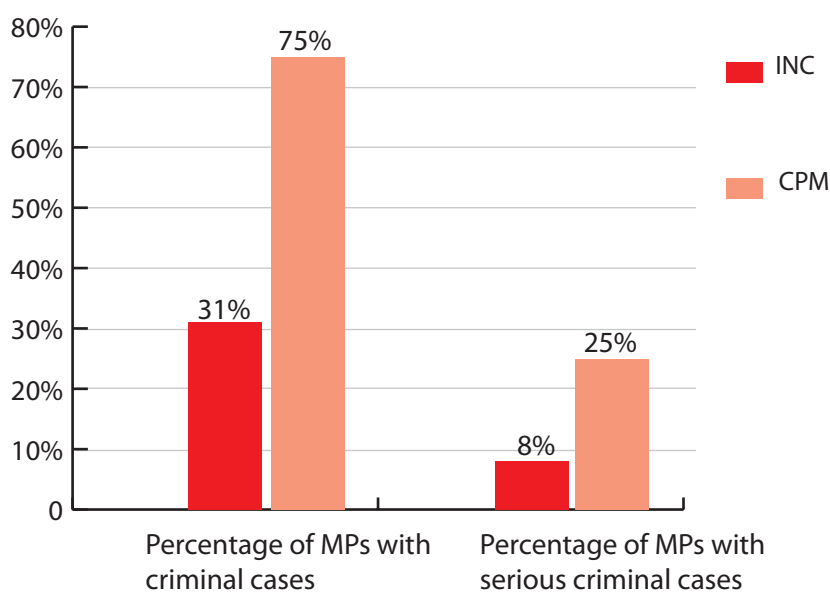
Party wise break up for MPs with pending criminal cases

Out of total 7 MPs with pending criminal cases 4 are of INC and 3 of CPM. The comparison between total candidates and MPs is given below.

Table : MPs with pending criminal cases- party wise

Party	Total candidates analysed	Total MPs	MPs with pending criminal cases	% of MPs with pending criminal cases	MPs with pending serious criminal cases	% of MPs with pending serious criminal cases
INC	17	13	4	31%	1	8%
CPM	14	4	3	75%	1	25%

Figure: Per cent MPs with pending criminal cases- Party wise



Party wise comparison of pending criminal cases on MPs in Lok Sabha 2004 & Lok Sabha 2009

Table: Comparison Lok Sabha 2004 vs. 2009- MPs with pending criminal cases- Party wise

	Lok Sabha 2004			Lok Sabha 2009		
Party	Number of MPs	Number of MPs with Pending criminal cases	% of MPs with pending criminal cases	Number of MPs	Number of MPs with Pending criminal cases	% of MPs with pending criminal cases
INC	0	0	0	13	4	31%
CPM	12	6	50%	4	3	75%
KEC	1	1	100%	0	0	0

Party wise break up for MPs with serious pending criminal cases

There are cases of violent crimes like forgery, forgery for purpose of harming reputation etc pending against MPs from Kerala. As can be seen from the table MPs of CPM have 6 pending serious criminal IPC counts against them as compared to 1 of INC.

Table: Serious IPC section break up for MPs of major parties

IPC/Party	IPC Description	CPM	INC	Total
FINANCIAL FRAUD ETC				
465 469	Forgery	6	0	6
Total Financial crimes		6	0	6
OTHER SERIOUS CRIME				
254	Delivery of coin as genuine, which, when first possess, the deliverer did not know to be altered	0	1	1
Total Other Serious crimes		0	1	1
Total		6	1	7

MPs with pending criminal cases

Given below is a list of MPs from Kerala who have pending criminal cases against them.

S No	Name	Constituency	Party	Age	Seri-ous IPC Counts	Total no of cases in which accused	IPC counts related to violent crimes like murder, kidnapping, theft, extortion and dacoity
1	P. Karuna-karan	Kasaragod	CPM	64	6	12	6 charges related to forgery
2	K Sudha-karan Kavinte Arikathu	Kannur	INC	60	1	3	1 charge related to Delivery of coin as genuine, which, when first possess, the deliverer did not know to be altered
3	Kodikunnil Suresh	Mavelikkara	INC	46	0	4	-
4	N Peetham-barakurup	Kollam	INC	66	0	2	-
5	Adv A Sam-path	Attingal	CPM	46	0	2	-
6	M B Rajesh	Palakkad	CPM	38	0	1	-
7	K P Dhana-palan	Chalakudy	INC	59	0	1	-

Analysis based on assets

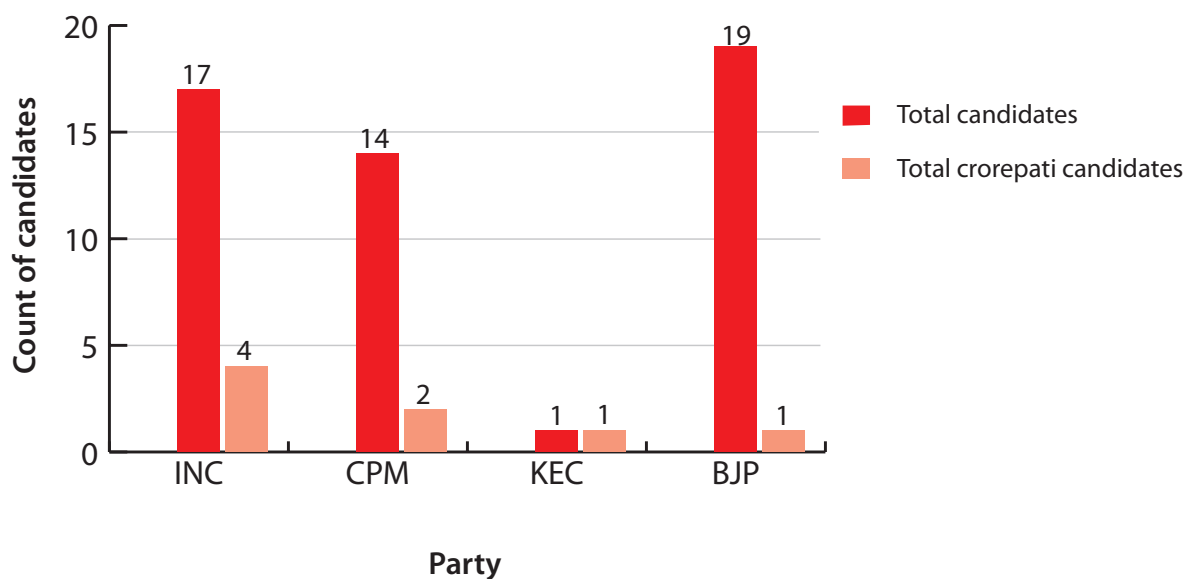
Analysis based on assets – for candidates

Out of 217 candidates in Lok Sabha 2009, 19 (8.75%) were crorepatis.

Table: Crorepati candidates- party wise break up

Party	Total Candidates analyzed	Crorepati candidates	Percent
INC	17	4	23.53%
CPM	14	2	14.29%
KEC	1	1	100%
BJP	19	1	5.26%
other parties	166	11	5.09%
Total	217	19	8.75%

Figure: Crorepati candidates from major parties



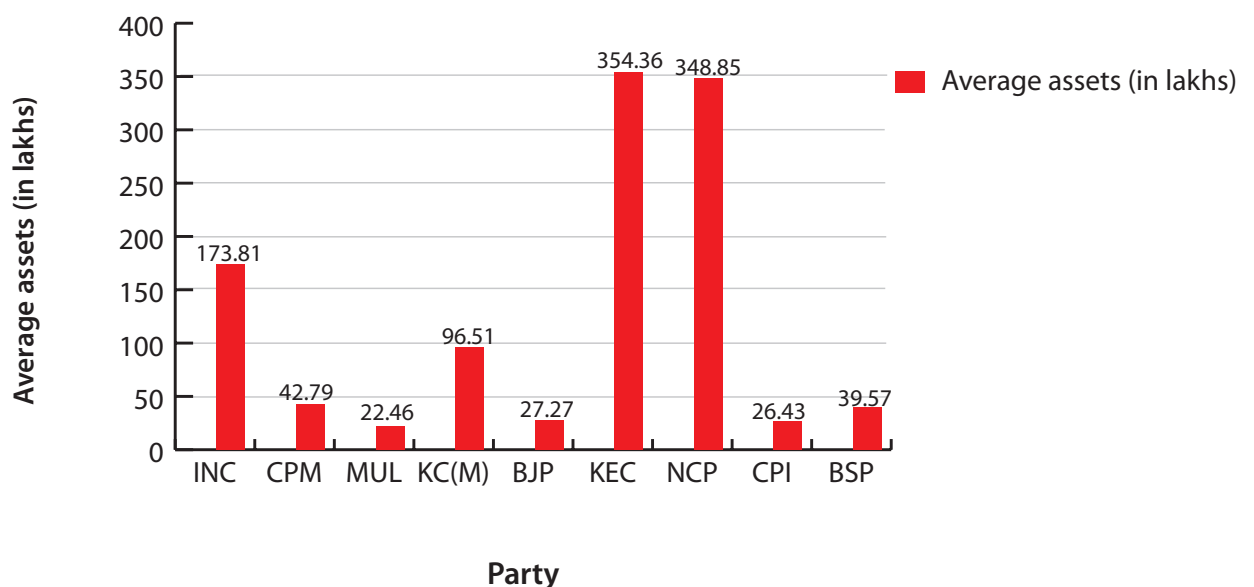
Average assets for Candidates

For candidates of INC average assets were approx 1.73 crores. These were more than 3 crores for NCP and KEC. Detailed list is given below.

Table: Average assets for candidates party wise

Party	Average Assets	Candidate Count
INC	Rs 1,73,81,112 ~ 1 Cror+	17
CPM	Rs 42,79,365 ~ 42 Lacs+	14
MUL	Rs 22,46,782 ~ 22 Lacs+	2
KC(M)	Rs 96,51,729 ~ 96 Lacs+	1
BJP	Rs 27,27,277 ~ 27 Lacs+	19
KEC	Rs 3,54,36,273 ~ 3 Cror+	1
NCP	Rs 3,48,85,191 ~ 3 Cror+	4
CPI	Rs 26,43,285 ~ 26 Lacs+	4
BSP	Rs 39,57,594 ~ 39 Lacs+	20
IND	Rs 23,41,531 ~ 23 Lacs+	135

Figure: Average assets (in lakhs) for candidates of major parties



Crorepati candidates

Given below is the list of crorepati candidates who contested Lok Sabha 2009 elections from Kerala.

S No	Name	Constituency	Party	Movable Assets (Rs)	Immovable Assets (Rs)	Total Assets (Rs)	PAN Given	Won/ Lost
1	Shashi Tharoor	Thiruvananthapuram	INC	20,09,10,302	27,25,965	20,36,36,267 20 Cror+	N	Won
2	Mani C Kappen	Pathanamthitta	NCP	44,02,005	9,80,00,000	10,24,02,005 10 Cror+	N	Lost
3	K T Mathew	Kottayam	IND	14,50,000	7,10,00,000	7,24,50,000 7 Cror+	Y	Lost
4	Sony J Kalyanakumar	Alappuzha	IND	28,13,383	3,50,83,450	3,78,96,833 3 Cror+	Y	Lost
5	Jose Maveli	Chalakudy	IND	90,68,585	2,74,00,000	3,64,68,585 3 Cror+	N	Lost
6	Adv. K Francis George	Idukki	KEC	11,60,673	3,42,75,600	3,54,36,273 3 Cror+	N	Lost
7	K Muraleedharan	Wayanad	NCP	1,90,45,698	97,29,750	2,87,75,448 2 Cror+	Y	Lost
8	K Arun Kumar	Thrissur	IND	10,75,000	2,32,00,000	2,42,75,000 2 Cror+	Y	Lost
9	M I Shanavas	Wayanad	INC	5,24,424	2,33,80,000	2,39,04,424 2 Cror+	Y	Won
10	Adv N Hariharan Nair	Thrissur	IND	0	1,83,00,000	1,83,00,000 1 Cror+	Y	Lost
11	P.Karunakaran	Kasaragod	CPM	1,63,245	1,76,60,400	1,78,23,645 1 Cror+	N	Won
12	P C Chacko	Thrissur	INC	57,15,679	1,06,20,000	1,63,35,679 1 Cror+	Y	Won
13	Prof K V Thomas	Ernakulam	INC	1,03,43,605	46,98,059	1,50,41,664 1 Cror+	Y	Won
14	Adv Kumaran Kutty	Kozhikode	IND	16,96,330	1,09,50,000	1,26,46,330 1 Cror+	Y	Lost
15	T K Hamsa	Malappuram	CPM	11,71,400	1,00,00,000	1,11,71,400 1 Cror+	N	Lost
16	Thottakkadu Sasi	Attingal	BJP	25,94,294	85,00,000	1,10,94,294 1 Cror+	N	Lost
17	Adv K Noorudheen Musaliar	Vadakara	BSP	6,91,000	1,00,50,000	1,07,41,000 1 Cror+	N	Lost
18	Dr A Neela Lohithadasan Nadar	Thiruvananthapuram	BSP	7,99,697	92,40,000	1,00,39,697 1 Cror+	N	Lost
19	Anto P John	Kottayam	IND	20590	1,00,00,000	1,00,20,590 1 Cror+	N	Lost

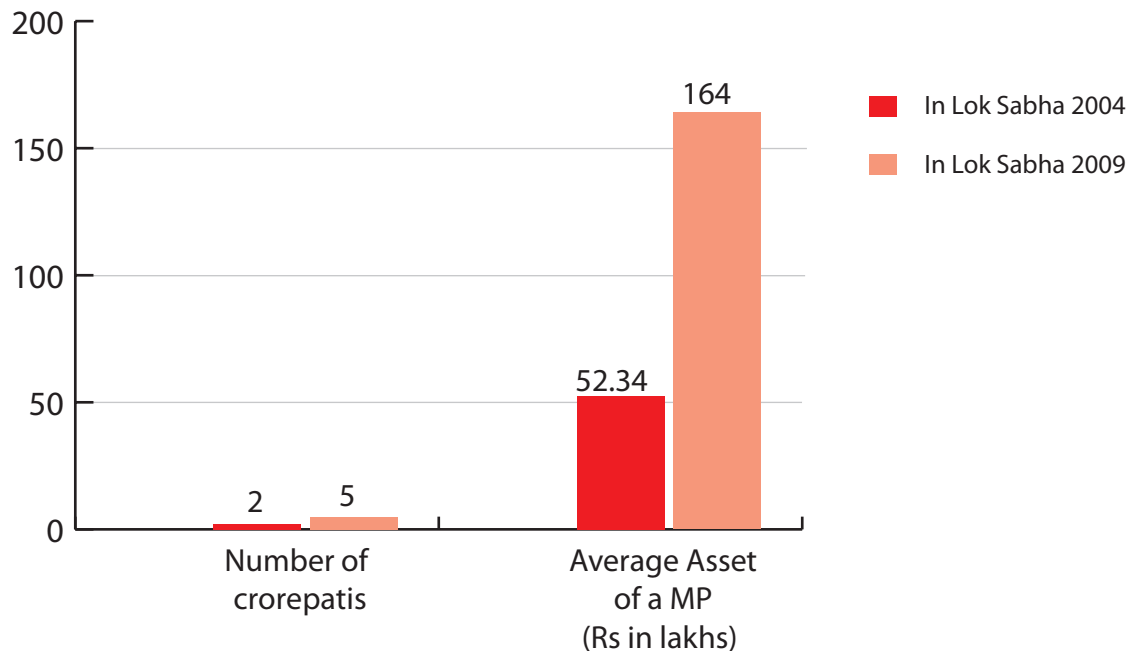
Analysis based on assets- for MPs

Out of 20 MPs in Lok Sabha 2009, 5 MPs are crorepatis as compared to 2 crorepati MPs from Lok Sabha 2004 i.e. an increase of 150%. The average asset of a MP in 2004 Lok Sabha was Rs 52.34 Lakh which rose to Rs 1.64 cr in 2009. Between 2004 & 2009 there has been an average asset increase of 214% for MPs.

Table: Comparison Lok Sabha 2004 and 2009 based on assets

	In Lok Sabha 2004	In Lok Sabha 2009	Increase	% Increase
Number of crorepatis	2	5	3	150%
Average Asset of a MP (Rs in lakhs)	52.34	164	112	214%

Figure: Comparison Lok Sabha 2004 and Lok Sabha 2009 based on assets



Chances of winning based on assets

As can be seen from the table, the higher the assets the more are the chances of winning of a candidate. 33% of the candidates who declared assets more than 5 Cr and above won. On the other hand less than 2% of candidates with assets less than 10 lakh won. The election results seemed to be highly influenced by the money power of the candidates

Table: Chances of winning based on assets

Value of assets	No of candidates	No of MPs	% of MPs
Very high (5 cr and above)	3	1	33%
High (50 lakhs to 5 cr)	28	7	25%
Medium (50 lakhs to 10 lakhs)	74	10	14%
Low (less than 10 lakhs)	112	2	2%

Crorepati MPs- Party wise break up

31% MPs of INC were crorepati. 25% of the MPs of CPM were crorepati.

Table: Crorepati MP- party wise break up

Party	Total Candi- dates	Total crorepati candidates	Total MPs	Total crorepati MPs	% of crorepati MPs
INC	17	4	13	4	31%
CPM	14	2	4	1	25%
Total	-	6	-	5	-

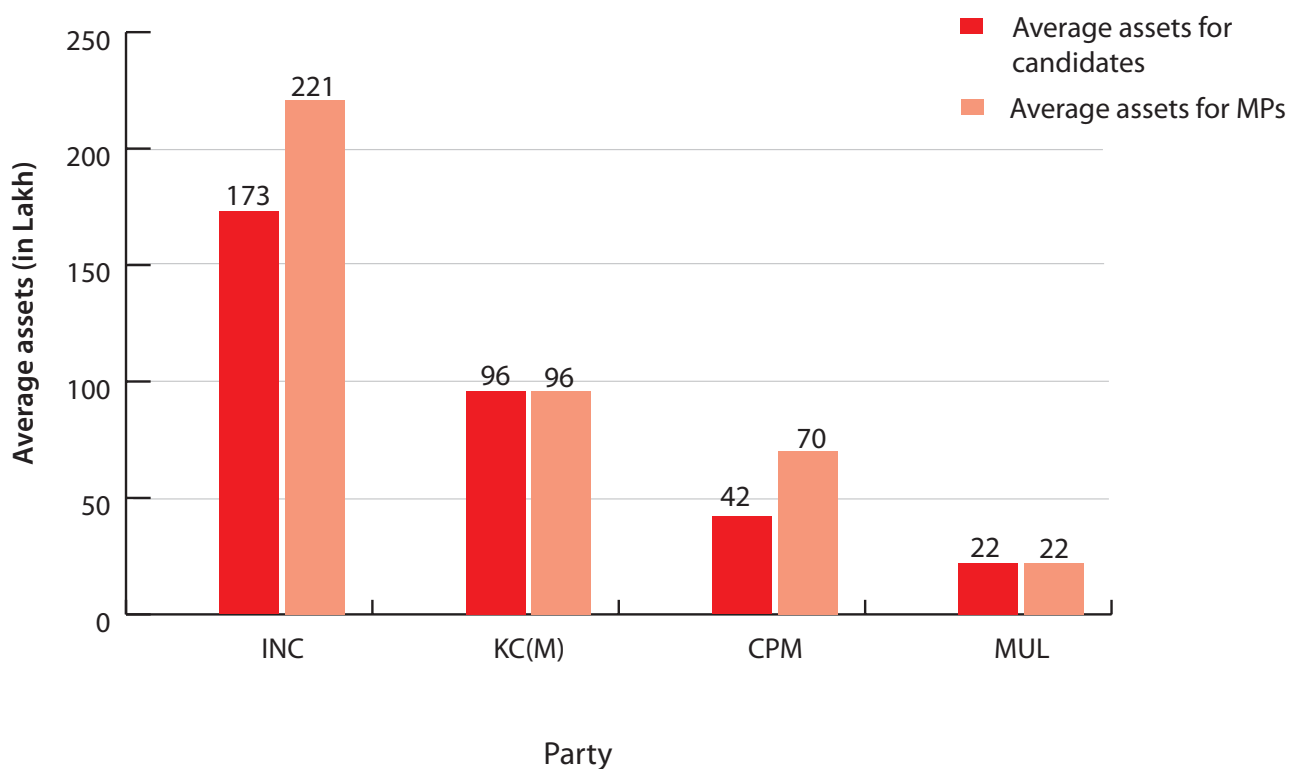
Average assets per MP for major parties

Average asset for a MP from INC was Rs 2.21 crores, for CPM was Rs 70.97 Lakh.

Table: Average assets for MPs

Party	No of candidates	Average assets for candidates	No of MPs	Average assets for MPs
INC	17	Rs 1,73,81,112 ~ 1 Cror+	13	Rs 2,21,05,293 ~ 2 Cror+
KC(M)	1	Rs 96,51,729 ~ 96 Lacs+	1	Rs 96,51,729 ~ 96 Lacs+
CPM	14	Rs 42,79,365 ~ 42 Lacs+	4	Rs 70,97,280 ~ 70 Lacs+
MUL	2	Rs 22,46,782 ~ 22 Lacs+	2	Rs 22,46,782 ~ 22 Lacs+

Figure: Comparison average assets for candidates & MPs in Lok Sabha 2009



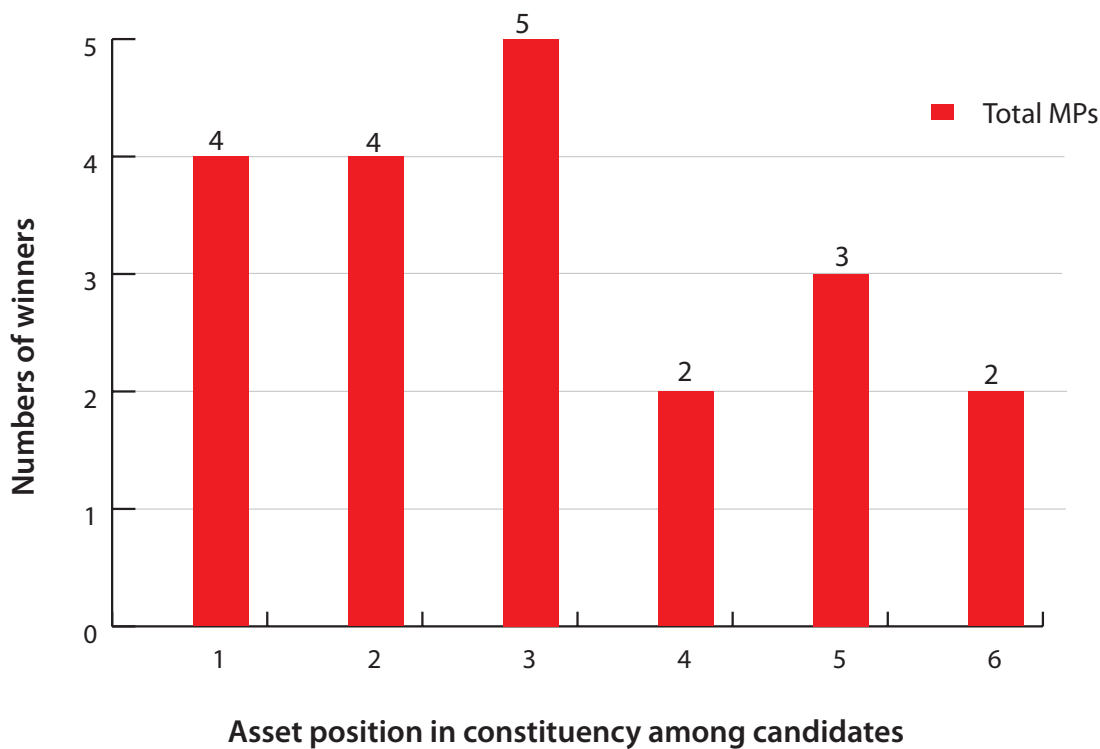
Asset position in constituency among candidates and chances of winning

The following table gives an analysis of asset position in constituency among candidates (highest asset to lowest asset) and their chances of winning. From 13 constituencies i.e. 65% constituencies, candidates among the highest 3 declared assets according to their own self sworn affidavits emerged as MPs.

Table: Position in constituency based on assets and MPs

Position in constituency based on assets	Total MPs	% of MPs
1	4	20%
2	4	20%
3	5	25%
4	2	10%
5	3	15%
6	2	10%

Figure: Asset position in constituency among candidates and MPs



Crorepati MPs – PAN not given

2 crorepati MPs from Kerala have not declared their PAN details even though there declarations are part of the affidavit. The names of these MPs are given below-

Name	Constituency	Party	Movable Assets (Rs)	Immovable Assets (Rs)	Total Assets (Rs)	PAN Given
Shashi Tharoor	Thiruvananthapuram	INC	20,09,10,302	27,25,965	20,36,36,267 20 Cror+	N
P.Karunakaran	Kasaragod	CPM	1,63,245	1,76,60,400	1,78,23,645 1 Cror+	N

Details of crorepati MPs based on maximum assets

The table given below is a list of MPs with 5 highest assets.

S No	Name	Constituency	Party	Movable Assets (Rs)	Immovable Assets (Rs)	Total Assets (Rs)	PAN Given
1	Shashi Tharoor	Thiruvananthapuram	INC	20,09,10,302	27,25,965	20,36,36,267 20 Cror+	N
2	M I Shanavas	Wayanad	INC	5,24,424	2,33,80,000	2,39,04,424 2 Cror+	Y
3	P.Karunakaran	Kasaragod	CPM	1,63,245	1,76,60,400	1,78,23,645 1 Cror+	N
4	P C Chacko	Thrissur	INC	57,15,679	1,06,20,000	1,63,35,679 1 Cror+	Y
5	Prof K V Thomas	Ernakulam	INC	1,03,43,605	46,98,059	1,50,41,664 1 Cror+	Y

Full Asset and pending criminal cases details

Assets for all MPs from Kerala in Lok Sabha 2009

S. No.	Name	Constituency	Party	Total Assets (Rs)	Movable Assets (Rs)	Immovable Assets (Rs)	Liabilities (Rs.)	PAN Given
1	Shashi Tharoor	Thiruvananthapuram	INC	20,36,36,267 20 Cror+	20,09,10,302 20 Cror+	27,25,965 27 Lacs+	0	N
2	M I Shanavas	Wayanad	INC	2,39,04,424 2 Cror+	5,24,424 5 Lacs+	2,33,80,000 2 Cror+	25,48,978 25 Lacs+	Y
3	P.Karunakaran	Kasaragod	CPM	1,78,23,645 1 Cror+	1,63,245 1 Lacs+	1,76,60,400 1 Cror+	0	N
4	P C Chacko	Thrissur	INC	1,63,35,679 1 Cror+	57,15,679 57 Lacs+	1,06,20,000 1 Cror+	0	Y
5	Prof KV Thomas	Ernakulam	INC	1,50,41,664 1 Cror+	1,03,43,605 1 Cror+	46,98,059 46 Lacs+	18,69,263 18 Lacs+	Y
6	Jose K Mani	Kottayam	KC(M)	96,51,729 96 Lacs+	26,57,879 26 Lacs+	69,93,850 69 Lacs+	0	Y
7	Adv A Sampath	Attingal	CPM	89,99,000 89 Lacs+	8,49,000 8 Lacs+	81,50,000 81 Lacs+	21,68,159 21 Lacs+	Y
8	K Sudhakaran Kavinte Arikathu	Kannur	INC	73,59,040 73 Lacs+	21,09,040 21 Lacs+	52,50,000 52 Lacs+	6,00,000 6 Lacs+	N
9	Adv P T Thomas	Idukki	INC	39,79,094 39 Lacs+	6,79,094 6 Lacs+	33,00,000 33 Lacs+	4,48,284 4 Lacs+	Y
10	E Ahamed	Malappuram	MUL	38,87,709 38 Lacs+	29,87,709 29 Lacs+	9,00,000 9 Lacs+	0	Y
11	K C Venugopal	Alappuzha	INC	35,33,704 35 Lacs+	4,33,704 4 Lacs+	31,00,000 31 Lacs+	2,03,374 2 Lacs+	N
12	Mullappally Ramachandran	Vadakara	INC	33,16,300 33 Lacs+	19,21,300 19 Lacs+	13,95,000 13 Lacs+	5,02,346 5 Lacs+	N
13	K P Dhanapalan	Chalakyudy	INC	29,43,864 29 Lacs+	1,93,864 1 Lacs+	27,50,000 27 Lacs+	0	N

S. No.	Name	Constituency	Party	Total Assets (Rs)	Movable Assets (Rs)	Immovable Assets (Rs)	Liabilities (Rs.)	PAN Given
14	N Peethambarakurup	Kollam	INC	28,10,132 28 Lacs+	2,55,132 2 Lacs+	25,55,000 25 Lacs+	0	N
15	Kodikunnil Suresh	Mavelikkara	INC	16,74,747 16 Lacs+	2,80,497 2 Lacs+	13,94,250 13 Lacs+	77,211 77 Thou+	N
16	Anto Antony	Pathanamthitta	INC	14,24,205 14 Lacs+	9,62,637 9 Lacs+	4,61,568 4 Lacs+	17,06,713 17 Lacs+	Y
17	M K Raghavan	Kozhikode	INC	14,09,694 14 Lacs+	2,09,694 2 Lacs+	12,00,000 12 Lacs+	10,55,000 10 Lacs+	N
18	M B Rajesh	Palakkad	CPM	11,05,474 11 Lacs+	2,05,474 2 Lacs+	9,00,000 9 Lacs+	5,04,893 5 Lacs+	N
19	E T Mohamed Basheer	Ponnani	MUL	6,05,855 6 Lacs+	3,05,855 3 Lacs+	3,00,000 3 Lacs+	0	N
20	P K Biju	Alathur	CPM	4,61,000 4 Lacs+	61,000 61 Thou+	4,00,000 4 Lacs+	0	N

Full details of pending criminal cases on MPs from Kerala

S. No.	Name	State/ Dist	Constituency	Party	Age	Serious IPC Counts	No of Cases in which Ac-cused	No. of Cases in which Con-victed	Total
1	P.KARUNAKARAN	KERALA	Kasaragod	CPM	64	6	12	0	12
Cases (Accused)			Serious IPC Frequency Table						
			Serious IPC Sections		Number of Times they appear for this candidate				
			465		3				
			469		3				
			Total		6				
			IPC Section		Description				
			34		Acts done by several persons in furtherance of common intention				
			465		forgery				
			469		Forgery for purpose of harming reputation				
			499		Defamation				
Cases (Convicted) -----No Cases-----			500		defamation				
			501		Printing or engraving matter known to be defamatory				
			502		Sale of printed or engraved substance containing defamatory matter				

S. No.	Name	State/ Dist	Constitu-ency	Party	Age	Seri-ous IPC Counts	No of Cases in which Ac-cused	No. of Cases in which Con-victed	Total
2	K SUDHAKARAN KAVINTE ARIKATHU	KERALA	Kannur	INC	60	1	3	0	3
Cases (Accused) 1. IPC Sections - 143, 147, 341, 506(1) , Other Details - 2. IPC Sections - 120B , Other Details - 3. IPC Sections - 103, 147, 353, 254 (6), 506 , Other Details -			Serious IPC Frequency Table						
			Serious IPC Sections			Number of Times they appear for this candidate			
			254			1			
			Total			1			
			IPC Section			Description			
			6			Definitions in the Code to be un-derstood subject to exceptions			
			103			When the right of private defense of property extends to causing death			
			120B			Punishment of criminal conspir-acy			
			143			Being member of an unlawful as-sembly			
			147			rioting			
			254			Delivery of coin as genuine, which, when first possess, the de-liverer did not know to be altered			
			341			wrongful restraint			
Cases (Convicted) -----No Cases----			353			Assault or criminal force to deter public servant from discharge of his duty			
			506			criminal intimidation			
S. No.	Name	State/ Dist	Constitu-ency	Party	Age	Seri-ous IPC Counts	No of Cases in which Ac-cused	No. of Cases in which Con-victed	Total
3	KODIKUNNIL SURESH	KERALA	Mavelik-kara	INC	46	0	4	0	4

Cases (Accused)			IPC Section		Description				
1. IPC Sections - 143,147,145,283,188 , 149, , Other Details - CC No 867/08			143		Being member of an unlawful assembly				
2. IPC Sections - , Other Details - CC No 1293/07			145		Joining or continuing in unlawful assembly, knowing it has been commanded to disperse				
3. IPC Sections - , Other Details - CC No 1567/07			147		rioting				
4. IPC Sections - , Other Details - CC No 246/06			149		Every member of unlawful assembly guilty of offence committed in prosecution of common object				
			188		Disobedience to order duly promulgated by public servant				
Cases (Convicted) -----No Cases----			283		Danger or obstruction in public way or line of navigation				
S. No.	Name	State/ Dist	Constituency	Party	Age	Serious IPC Counts	No of Cases in which Accused	No. of Cases in which Convicted	Total
4	N PEETHAMBARAKURUP	KERALA	Kollam	INC	66	0	2	0	2
Cases (Accused)			IPC Section		Description				
1. IPC Sections - 143, 147, 149, 283, , Other Details - 38, 52, KP Act			143		Being member of an unlawful assembly				
2. IPC Sections - 143, 147, 149, 188, 283, 427 , Other Details - 52 KP Act, 18(L)(III), 56 KP Act			147		rioting				
			149		Every member of unlawful assembly guilty of offence committed in prosecution of common object				
			188		Disobedience to order duly promulgated by public servant				
			283		Danger or obstruction in public way or line of navigation				
Cases (Convicted) -----No Cases----			427		Mischief causing damage to the amount of fifty rupees				
S. No.	Name	State/ Dist	Constituency	Party	Age	Serious IPC Counts	No of Cases in which Accused	No. of Cases in which Convicted	Total
5	ADV A SAMPATH	KERALA	Attingal	CPM	46	0	2	0	2
Cases (Accused)			IPC Section		Description				
1. IPC Sections - 143,147,149,188 , Other Details - 38 R/w 52 of KP act			143		Being member of an unlawful assembly				
2. IPC Sections - 143,147,149,283 , Other Details -			147		rioting				

Cases (Convicted) -----No Cases----			149			Every member of unlawful assembly guilty of offence committed in prosecution of common object			
			188			Disobedience to order duly promulgated by public servant			
			283			Danger or obstruction in public way or line of navigation			
S. No.	Name	State/ Dist	Constituency	Party	Age	Serious IPC Counts	No of Cases in which Accused	No. of Cases in which Convicted	Total
6	M B RAJESH	KERALA	Palakkad	CPM	38	0	1	0	1
Cases (Accused) 1. IPC Sections - 147,148,332,143,149,283,353,34,144,180, , Other Details - Damage to public property Kerala high court ,jfc2nd TVM,jfc3rd 26/2003,219/2002,146/2003,140/2004, 322/2005, 112/2003,1030/2007,1/2007 7/2/03,10/11/02,8/7/03,24/6/04,10/8/2005,18/3/2003,26/6/2006,5/2/2007			IPC Section			Description			
			34			Acts done by several persons in furtherance of common intention			
			143			Being member of an unlawful assembly			
			144			Joining unlawful assembly armed with deadly weapon			
			147			rioting			
			148			Rioting, armed with deadly weapon			
			149			Every member of unlawful assembly guilty of offence committed in prosecution of common object			
			180			Refusing to sign statement			
Cases (Convicted) -----No Cases----			283			Danger or obstruction in public way or line of navigation			
			332			Voluntarily causing hurt to deter public servant from his duty			
			353			Assault or criminal force to deter public servant from discharge of his duty			

S. No.	Name	State/ Dist	Constitu-ency	Party	Age	Seri-ous IPC Counts	No of Cases in which Ac-cused	No. of Cases in which Con-victed	Total
7	K P DHANAPALAN	KERALA	Chalakudy	INC	59	0	1	0	1
Cases (Accused) 1. IPC Sections - 143 ,147, 188,283,149 IPC , Other Details - JFCM 2nd CC 544-2007			IPC Section		Description				
			143		Being member of an unlawful as-sembly				
			147		rioting				
			149		Every member of unlawful assembly guilty of offence committed in pros-ecution of common object				
			188		Disobedience to order duly promul-gated by public servant				
Cases (Convicted) -----No Cases-----			283		Danger or obstruction in public way or line of navigation				