

KARNATAKA ELECTION WATCH (2008)

CRIMINAL AND FINANCIAL BACKGROUND OF MLAS and CANDIDATES

2008 ASSEMBLY ELECTIONS

• Karnataka Election Watch Committee •

If a candidate is willing to spend ten times more than the prescribed ceiling, it is not out of philanthropy, but in the secure knowledge that he can earn ten times what he spends once he gets to the seat of power

- Chief Election Commissioner of India commenting on Karnataka Assembly Elections 2008



Association for Democratic Reforms

www.adrindia.org

Karnataka Election Watch (KEW) 2008

Report on 2008 Assembly Elections

This report is an outcome of a state wide, non-political, non-partisan initiative of civil society. The main objective of Karnataka Election Watch (KEW) is to disseminate information on the electoral process and candidates in an unbiased and neutral manner so that voters can make an informed choice. In partnership with other organizations around India, KEW seeks to raise voter awareness and work towards cleaner politics and governance on an ongoing basis beyond the elections. The first KEW was carried out during the 2004 General and Assembly Elections in Karnataka.

While the process followed in this KEW was the same as that in 2004, there were some key factors which made a qualitative difference to the outcome. First, the process of affidavit filing and making the same available to the citizens is now streamlined into a single-window system by the Election Commission; as a result it was much easier to access information on candidates. Second, since 2004, KEW's partner network has also increased in size and reach, enabling us to have a press conference in northern Karnataka and disseminate our information to a larger population. Finally, the availability of data from two consecutive elections, added a new dimension to the analysis: comparison of repeat candidates and winners on important attributes of assets and criminal records.

The report has information on the following category of candidates and MLAs:

- (i) The first Ministry which was announced by the new Government.
- (ii) MLAs who won in their respective constituencies
- (iii) All candidates who contested the 2008 elections

Each section provides an analysis of the candidates' and winners' financial and criminal records. A short analysis on women's representation among the candidates, as well as amongst the winners, is presented. There is also a comparison with information from the 2004 elections regarding changes in financial assets and criminal records between the two elections. All the information in this report was obtained from the Election Commission which made available the affidavits filed by candidates along with their nomination papers. These affidavits are now required to be filed as per the Supreme Court Judgments of May 2, 2002 and March 13, 2003 in response to a petition filed by the Association for Democratic Reforms (ADR). Please also see www.adrindia.org which also has links to other websites.

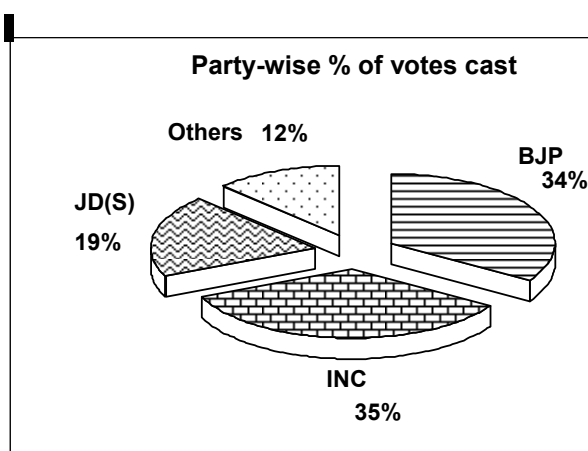
How representative is the Assembly?

This was the first election after delimitation of constituencies in Karnataka. The number of constituencies remained at 224, but some regions had more constituencies and others less. The Bharatiya Janata Party (BJP) won 110 seats, the Congress (INC) 80, the Janata Dal (Secular) JD(S) 28, and Independents 6. The Government was formed by the BJP with the support of 5 Independent candidates. The ruling alliance thus had 115 seats out of 224 by the end of June 2008..

The polling percentage according to the Election Commission was 64.75%. The votes obtained by the three major parties are as given in Table 1.

Party	% of votes cast	% of Registered voters
BJP	33.86	21.93
INC	34.59	22.40
JD(S)	19.12	12.38
Others	12.42	8.05

Table 1: How representative is the Assembly



As seen from the table, it was largely a three way contest and none of the parties got anywhere near 50% of the votes cast.

The BJP for instance, got 33.86% of the total votes cast, and only 21.93% of the total registered voters. In fact the ruling party, the BJP, obtained fewer votes than the main opposition party, the INC which got 34.59% of votes cast, and 22.40% of registered voters.

Table 2 shows the percentage of votes by different categories of constituency. While in 101 seats the winners got between 40%-50% of the total votes cast, there are only 14 seats where the winners obtained 40%-50% of the total registered votes.

% of votes cast obtained by winner	Number of Constituencies	% of Registered Voters obtained by winner	Number of Constituencies
>50%	50	>50%	2
40% - 50%	101	40% - 50%	14
30%-40%	66	30%-40%	81
25%-30%	7	25%-30%	52
20%-25%	0	20%-25%	54
15%-20%	0	15%-20%	21
Total	224		224

Table 2: Percentage of Votes by Constituency

When we examine the actual votes polled by each of the major parties, as given in Table 3, we find that the BJP got more votes (57.3 lakh) in the seats it won than in the seats it lost (31.28 lakh). The Congress got 38.81 lakh and 51.67 lakh votes respectively. As the BJP won though it got slightly less of the total votes than the Congress, it clearly shows that the BJP

has strongholds – mainly Bangalore Urban (41% of votes), Coastal and central Karnataka (39.4%), and partially in Northern Karnataka (36.49%). It fared very poorly in Southern Karnataka where it got 22.36% votes compared to 33.26% by the Congress and 30.46% by the JD(S). The Congress vote base was more evenly spread out across regions and varied from 33.26% in Southern Karnataka to 36.6% in Bangalore urban.

	As winner	As Runner up to BJP	As Runner up to Congress	As Runner up to JD(S)	As third place or worse	Total Losing votes	Total votes polled
BJP	5,728,536		1,822,890	326,388	979,526	3,128,804	8,857,340
Congress	3,881,642	3,813,269		774,845	578,670	5,166,784	9,048,426
JD(S)	1,557,713	304,870	1,113,856		2,024,509	3,443,235	5,000,948

Table 3: Votes polled by party

The BJP had a straight fight with the Congress. In 95 of the 110 seats it won, the Congress was a runner up. The Congress however was fighting on two fronts – the BJP was its primary rival in 48 seats, and the JD(S) and in another 27.

Compared to 2004, the BJP got 5% more votes, largely at the expense of other parties and Independents. The Congress and the JD(S) got about the same percent of votes in 2004 and 2008.

Finally, like most elections in India, the ruling party, got about one third of the votes polled and only 22% of the total registered voters. The ruling party, the BJP, also got less votes overall than the main opposition party- the Congress. The three parties, BJP, INC and the JD(S) put up 11, 10 and 10 women candidates respectively; less than 5%, of their total candidates and we have only 3 women in the legislative assembly. Out of 224 seats, the winner got more than 50% of the votes in only 50 constituencies. We might have a stable Government, but not a representative one.

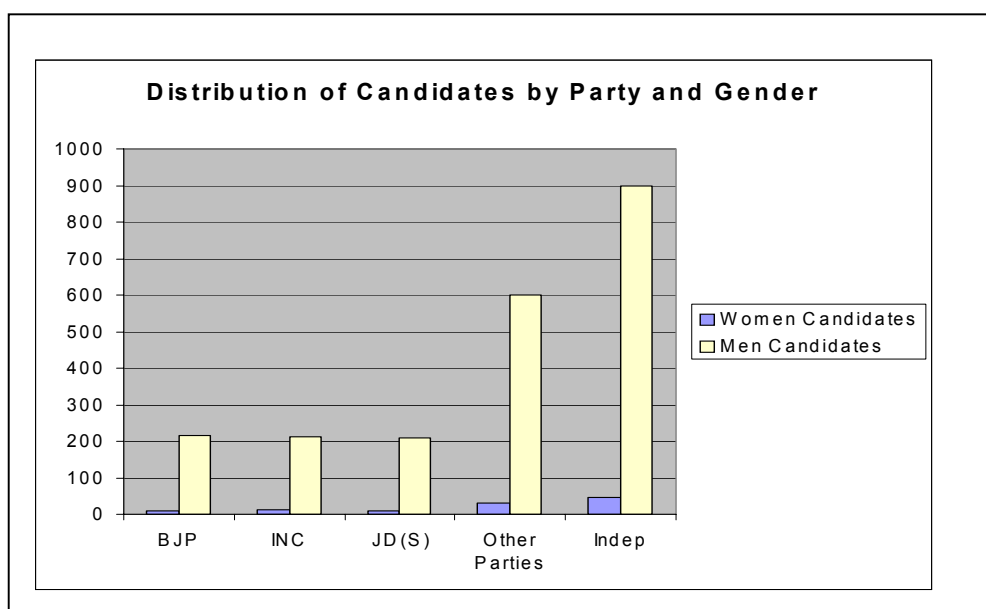
Women's Representation

As the following Table shows the representation of women as candidates and as MLAs is very low. Less than 5% contested and there are only 3 women MLAs or 1.3% of the total. **None of the political parties gave anything near 33% of the seats to women.** One of them had made a public declaration that even without a Law mandating women's representation, they would go ahead and give tickets to 33% women. But they did not keep their promise.

Taking all this into account, it seems that the MLAs do not really represent the majority of the voters.

	BJP	INC	JD(S)	Other Parties	Independent	Total
<i>Women</i>						
Candidates	10	11	10	32	45	108
MLAs	3	0	0	0	0	3
<i>Men</i>						
Candidates	214	211	209	599	898	2131
MLAs	107	80	28	0	6	221
% women candidates	4.5	5.0	4.6	5.1	4.8	4.8
% women MLAs	2.7	0.0	0.0		0.0	1.3

Table 4: Women Candidates and MLAs



Money power of winning candidates

As the table below shows, the chances of winning are higher for candidates with more assets. At one extreme, 6.5% of candidates with declared assets of Rs.0.5 crores or less won. At the other, 51.7% of candidates with declared assets of Rs. 20 crores or more won.

Assets of candidate: -	Low (< Rs.0.5 cr)	Medium (Rs. 0.5 to Rs.3 Cr)	High (Rs.3 to Rs. 20 cr)	Very High (> Rs.20 cr)
% winners:-	6.5%	26.4%	35.5%	51.7%

Table 5: Percentage of Winners to Candidates in each Asset Category

The average assets of winners was Rs.5.6 crores and that of losers was Rs.1.9 crores. The three major parties gave tickets to candidates with high assets – the BJP MLAs have average declared assets of Rs.4.4 crores, the Congress Rs.8.1 crores, and the JD(S) Rs.3.9 crores. This is a disturbing trend since ordinary citizens have almost no chance of entering politics. Only the major parties win, and they give tickets to people with large assets. The Election Commission seized cash, liquor and other gifts worth Rs. 45.57 crores. What was not seized will never be known.

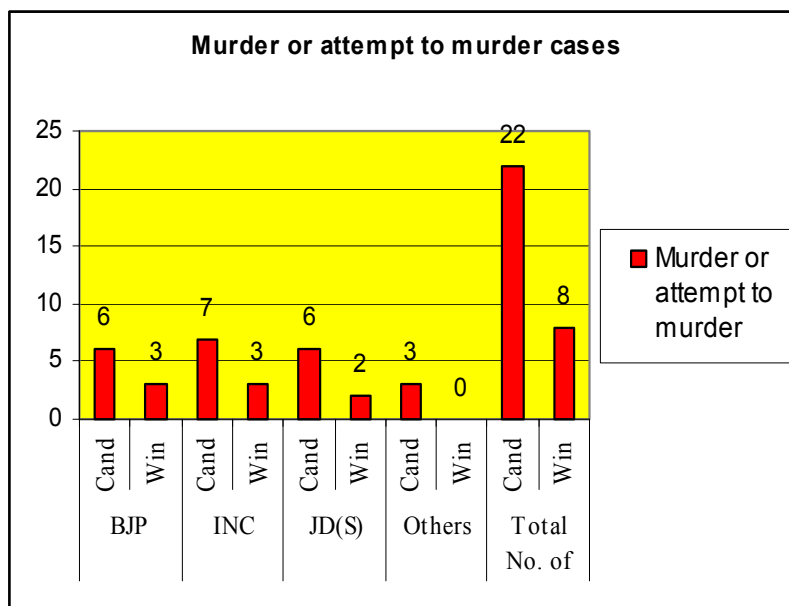
The following table shows the Increase in Assets of Candidates and MLAs between 2004 and 2008. For the 225 candidates reporting high asset increase, the total declaration by them went up from Rs.227.8 crores to Rs.1271.4 crores – a net increase of Rs.1043 crores, an increase of 458%. Of the 91 MLAs reporting high asset increase, the total declaration by them went up from Rs.121 crores to Rs.573 crores – a net increase of Rs.451 crores, an increase of 371%.

Candidates and MLAs with High Asset Increase from 2004 to 2008 Elections (Rs. Cr)							
Political Party	No. of Cand	Assets in 2004	Assets in 2008	Increase in Assets	Average Assets/ Candidate or MLA	Average Increase/ Candidate or MLA	% increase
BJP	66	65.0	258.5	193.5	3.9	2.93	298%
INC	85	116.8	775.3	658.5	9.1	7.75	564%
JD(S)	51	35.6	191.1	155.5	3.7	3.05	437%
Others	23	10.4	46.5	36.1	2.0	1.57	347%
Total	225	227.8	1271.4	1043.6	5.7	4.64	458%
MLAs with High Asset Increase from 2004 to 2008 Elections (Rs. Cr)							
BJP	40	51.4	203.8	152.4	5.1	3.81	296%
INC	35	54.2	256.6	202.4	7.3	5.78	373%
JD(S)	16	16.0	112.9	96.9	7.1	6.06	606%
Others							
Total	91	121.6	573.3	451.7	6.3	4.96	371%

Table 6: Candidates and Winners Increase in Assets

Criminal Records

There were a total of 140 candidates with a criminal record¹ from registered political parties. There were some Independent candidates too with criminal records. The BJP had 25 elected MLAs with criminal records, the INC had 8, and the JD(S) 7 and Independent 2. Of these, the three parties had 3, 3 and 2 MLAs respectively, with murder or attempt to murder cases. Thus there are a total of 42 MLAs with criminal records in the 2008 Assembly of which 8 have murder or attempt to murder cases against them. This implies that 18.75% of the members in current Assembly have formal criminal cases against them. It is ironic that one cannot get a Government job with a criminal case, but it is possible to get elected as an MLA.



There are a total of 32 cases of a serious nature including murder, attempt to murder, rape, theft, dacoity, bribery, cheating, forgery, causing hurt using dangerous weapons, outraging the modesty of a woman and criminal intimidation. Several MLAs have multiple cases against them. Table 7 gives a summary of the serious offenses. As seen in the table, there were 22 cases and 21 candidates (one had two cases against

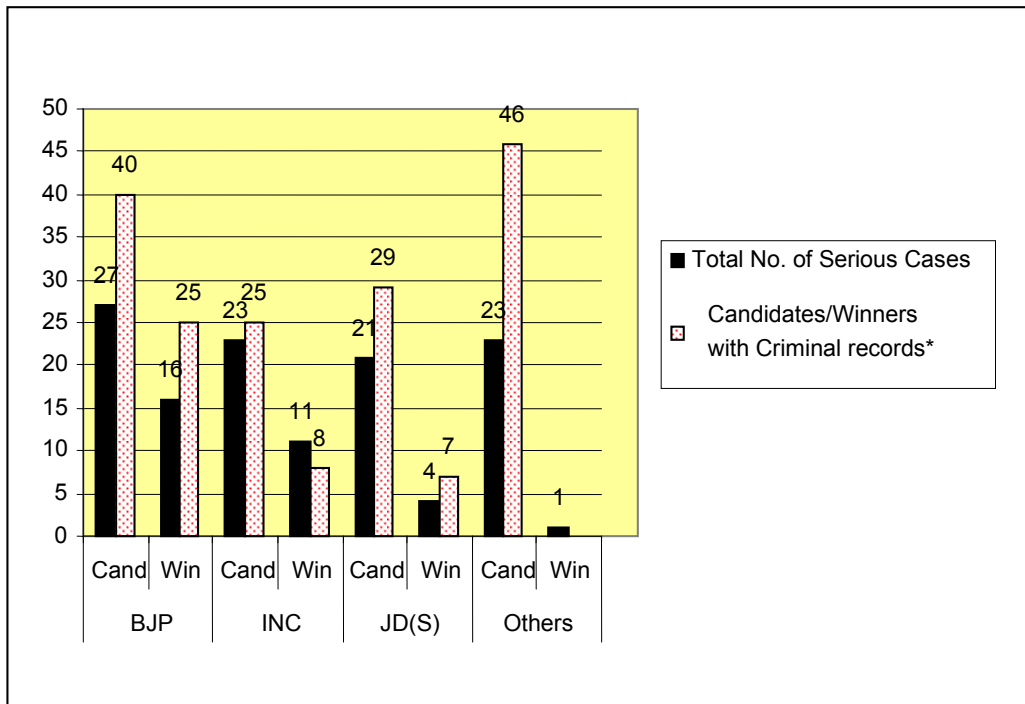
him) with murder or attempt to murder cases, and 8 of these candidates have got elected. Similarly, there were 94 cases of a serious nature of which elected MLAs had 32 cases against them.

Does crime pay?

Do candidates with criminal records have a higher chance of winning? Analysis of the data, shows that this is not at all true. There were 94 serious cases against candidates from the registered political parties, while there are only 32 serious cases against the elected MLAs. This difference in numbers indicates that the voters have not really preferred candidates with criminal records. Further as Table 10 shows, wherever voters had a significant choice between clean and tainted candidates, from the major parties, they have largely chosen the clean ones. The voters were clearly voting for one of the three major parties – the BJP, INC

¹ Criminal records are declared by candidates only after charges have been framed. Prior to this, there is usually an FIR at a police station, an investigation, filing of chargesheet by the Police in Court, and finally formal framing of charges by the Court. After that the trial starts.

and JD(S). If there were two or more tainted candidates from these three parties in a constituency, then voters had little choice but to elect one of them.



Thus, there were 20 such constituencies with two or more tainted candidates, and amongst these, 13 won. But there was an acid test of voters' view of tainted candidates in constituencies with only one candidate from a major party having a criminal record. Out of the 94 such constituencies, 67 clean candidates or 71.3% won. Voters decisively rejected tainted candidates.

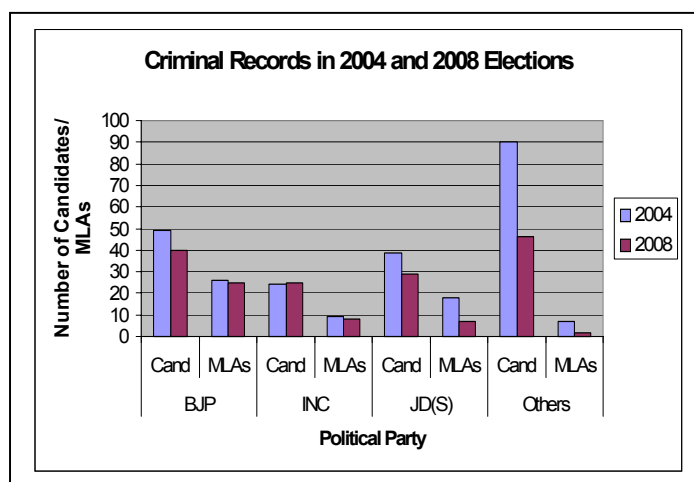
Crime*	BJP		INC		JD(S)		Others		Total No. of Cases	
	Cand	Win	Cand	Win	Cand	Win	Cand	Win	Cand	Win
Murder	1	0	4	2	1	0	0		6	2
Attempt to Murder	5	3	3	1	5	2	3		16	6
Rape							1		1	0
Dacoity	3	2			1	0	0		4	2
Outraging Modesty of Women (354, 509)			1	1			2		3	1
Causing Hurt Using Dangerous Weapons	9	6	6	2	3	0	7	1	25	9
Bribery	2	1	2	0	3	1	0		7	2
Cheating (420)	4	2	4	2	6	0	8		22	4
Theft	1	0	1	1	1	1	0		3	2
Forgery (465)	2	2	2	2	1	0	2		7	4
Total No. of Cases	27	16	23	11	21	4	23	1	94	32
Total Candidates/Winners with Criminal records*	40	25	25	8	29	7	46		140	40

*Some Candidates have multiple offences and some have cases not included in this Table. Thus, among "Other" parties, there are 23 serious offences, and there are 46 candidates with criminal charges

Table 7: Candidates and Winners with Serious Offenses

Trend over time

A comparison with the 2004 elections shows that parties are responding to this issue to some extent by reducing the number of candidates with criminal records to whom they give tickets. The Table below contains information on serious offenses as defined earlier. It shows that there is a significant decline from a total of 217 such cases amongst candidates from the three major parties in 2004 to 71 such cases – decline of about 67%.



A comparison of repeat winners and those who did not win in 2004 (many of whom are first time winners) shows an interesting trend. Out of 42 MLAs with a criminal record, 16 were first time winners and 26 were repeat winners. The percentage of candidates with criminal records has also come down since 2004, but not by much as seen below.

	BJP	INC	JD(S)	Total
2004	104	54	59	217
2008	27	23	21	71

Table 8: Comparison of candidates' serious offenses² between 2004 and 2008 Elections

Party	Total No of candidates with criminal record in 2008	Percentage in 2008	Total No of candidates with criminal record in 2004	Percentage in 2004
BJP	40	17.86%	49	21.88%
INC	25	11.16%	24	10.71%
JD(S)	29	12.95%	39	17.41%
Total	94	13.99%	112	16.67%

Table 9: Party-wise %age of candidates with criminal records in 2004 and 2008

No. of candidates with Criminal Record	No. of Const.	Constituencies	Winners with Crime Records	Winners without Crime Records	% Clean Winners
0	110	There are 110 Constituencies with no candidates having a criminal case	0	110	100.0%
1	94	There are 94 Constituencies with one candidate having a criminal case	27	67	71.3%
2	15	12 Belgaum, 51 Bhalki , 54 Raichur, 94 Bellary City, 96 Kudligi , 99 Chitradurga , 112 Bhadravati , 114 Tirthahalli, 153 Yeshwantpura, 162 Shivajinagar, 163 Shanti Nagar, 185 Channapatna, 199 Sakleshpura, 208 Madikeri, 218 Narasimharaja	9	6	40.0%
3	4	58 Sindhanur, 113 Shimoga, 151 K R Pura, 184 Kanakapura	3	1	25.0%
4	1	110 Honnali,	1	0	0.0%
Total	224		40	184	82.1%
Murder or attempt to murder cases :-					
Const. with one candidate	17	8 Arabhavi, 9 Gokak, 10 Yemkanmardi, 21 Jamkhandi, 90 Vijayanagara, 93 Bellary, 109 Channagiri, 141 Chikkaballapur, 144 Srinivaspur, 150 Yelahanka, 156 Mahalaxmi Layout, 160 Sarvagnanagar, 162 Shivajinagar, 184 Kanakapura, 197 Holenarasipur, 211 Krishnarajnar, 218 Narasimharaja	5	12	70.6%
Const. with two candidates	4	51 Bhalki , 96 Kudligi , 99 Chitradurga , 112 Bhadravati	3	1	25.0%

Table 10: Crime, Constituencies and Winners

² murder, attempt to murder, rape, theft, dacoity, bribery, cheating, forgery, causing hurt using dangerous weapons, outraging the modesty of a woman and criminal intimidation

In summary, the voters have little choice regarding the candidates put up by the parties. They simply have to vote amongst the candidates presented to them. The quality of candidates put up by the parties leaves a lot to be desired.

Changes in Criminal Records between 2004 and 2008

Among the elected MLAs, there were 38 who changed the declarations about their criminal records between 2004 and 2008. Of this, there were 19 from the BJP, 9 from the INC and 10 from the JD(S). This needs to be investigated by the authorities so that the reason for the change is ascertained.

Conclusions

The Chief Election Commissioner (CEC) of India said that the “total value of hard cash, liquor and goodies seized in Karnataka was Rs.45.57 crores, the highest value (by a wide margin) in any general election to a State in my four years in the EC. Big spending in elections by parties and candidates is a manifestation of the festering disease of corruption and concealment of income leading to the generation of black money. If a candidate is willing to spend ten times more than the prescribed ceiling, it is not out of philanthropy, but in the secure knowledge that he can earn ten times what he spends once he gets to the seat of power.” (The Hindu, Op-Ed, May 31, 2008). KEW also endorses the CEC’s views. To preserve democracy, the nexus between crime, money and politics needs to be broken. The chances of an ordinary citizen getting a ticket and winning are almost nil. Our system does not permit even a Class 4 job in Government to be taken up if there is any criminal case pending. However, it permits such a person to become an MLA or Minister. This is clearly discriminating against ordinary people who are not in politics. The system needs to change.

Representation of women is also very low – less than 5% of candidates and less than 1.5% of MLAs. That means 50% of the population is not adequately represented. Only 50 MLAs got more than 50% of the votes cast. The ruling party got less votes than the main opposition party – about 33.86% of the votes. In the first past the post system we follow, the majority of voters go unrepresented in a multi party contest. We need a wider debate on reforms and consider alternate systems including proportional representation, direct election of the Chief Minister and/or a requirement that the winner must get at least 50% of the votes cast.

Greater transparency in election expenses is needed, and that information should be available to voters well in advance of elections. Unfortunately, the political system has not shown much interest in such reforms. It is up to the citizens to carry this work forward.

Press Coverage for Karnataka Election Watch 2008

S.No.	Date	Newspaper	Details
1	16 th May 2008	The Hindu	Assets of 69 candidates show huge increase
2	16 th May 2008	Times of India	Three brothers with a criminal record in fray
3	16 th May 2008	Deccan Herald	III phase polls: '36 of 69 candidates facing criminal charges'
4	12 th May 2008	Deccan Herald	49 with criminal record in poll fray
5	12 th May 2008	Indian Express	49 candidates with criminal records in fray in II phase
6	01 st May 2008	The Times of India	Parties will have to show I-T Returns: CIC
7	01 st May 2008	BS Reporter New Delhi	Political Parties' I-T returns to be under RTI Act
8	01 st May 2008	Times of India	You can ask for parties' tax returns CIC Allows It Under RTC Act
9	13 th May 2008	Times of India	46 contestants show assets less than Rs.1 lakh
10	13 th May 2008	Indian Express	II Phase candidates assets up five-fold
11	12 th May 2008	The Hindu	List of candidates; assets, background
12	12 th May 2008	Times of India	Steep rise in assets, says Election Watch
13	11 th May 2008	Deccan Herald	Poll police
14	14 th May 2008	The Times of India	Candidates' crime records changed – Election Watch objects To Govt withdrawing Cases
15	18 th May 2008	The Hindu	32 with criminal charges are in the fray
16	18 th May 2008	Deccan Herald	36 candidates have criminal records in III phase polling
17	18 th May 2008	The Times of India	Last poll phase has 36 with criminal record
18	18 th May 2008	Sunday Express	140 candidates with criminal records in the fray
19	07 th May 2008	The Times of India	Criminalization of politics
20	07 th May 2008	The Hindu	47 candidates face criminal charges
21	07 th May 2008	Deccan Herald	49 candidates face criminal charges
22	07 th May 2008	Indian Express	Candidates' criminal record worries KEW
23	07 th May 2008	Times of India	47 with taint in phase 1 poll fray
24	24 th April 2008	The Hindu	Cash, election material seized Congress announces first list
25	21 April 2008	The Hindu	BJP trying to cash in on discontent in Congress
26	22 April 2008	The Hindu	Kumaraswamy, Revanna file papers JD(U) decides to contest 50 seats

S.No.	Date	Newspaper	Details
27	24 April 2008	The Hindu	Kupendra Reddy declares Rs.131-cr. Assets JD(S) candidate owns 80 sites
28	28 April 2008	Deccan Herald	Time for reforms
29	May 08 2008	Business Standard	Fewer candidates with criminal records
30	May 06 2008	The Tribune	47 with criminal background in fray
31	May 13, 2008	Hindustan Times	465% increase in some netas' assets
32	May 07 2008	Rediffmail	Top Leaders yet to declare Pan numbers
33	May 22 2008	Rediffmail	A Criminal can't get a job but can be CM
34	May 5, 2008	The Tribune	Criminal Ministers (Editorial)
35	May 27, 2008	The Tribune	24 BJP MLAs face criminal charges
KANNANDA NEWSPAPERS			
1	15 May 2008	Sanjvani	III phase polls: 36 criminal candidates
2	16 May 2008	Vijaya Karnataka	49 candidates against criminal file
3	16 May 2008	Kannada Prabha	III Phase election: 36 criminal candidates
4	16 May 2008	Kannada Prabha	II Phase election: 36 criminal candidates
5	16 May 2008	Sumyuktha Karnataka	Politicians' properties – Enquiry
6	12 May 2008	Udayavani	Against 49 candidates
7	12 May 2008	Prajavani	48 criminal candidates
8	12 May 2008	Vijayakarnataka	II Phase election: BJP - criminals
9	12 May 2008	Kannada prabha	Election watch -
10	18 May 2008	Udayavani	II Phase – 36 criminal candidates
11	18 May 2008	Kannada prabha	III Phase election: 36 criminal candidates
12	7 May 2008	Sumyuktha Karnataka	36 criminal candidates Horscope
13	7 May 2008	Udayavani	Election watch – 2008 – 49 criminal candidates
14	7 May 2008	Kannada Prabha	47 criminal candidates
15	24 April 2008	Kannada Prabha	1 st Phase ; 1745 Nomination forms
16	21 April 2008	Udayavani	Election Watch – 2008 – Election fever
17	22 April 2008	Udayavani	Election Watch – 2008 – Formation of Government

Coverage of the KEW on the Web

1. Rediff.com website on April 11, 2008: Election Watch to keep tab on K'taka candidates

<http://www.rediff.com/news/2008/apr/11kgovt1.htm>

2. ndtv.com website on April 29, 2008: Tainted leaders in poll race

<http://www.ndtv.com/convergence/ndtv/story.aspx?id=NEWEN20080048323>

3. tribuneindia.com website on May 06, 2008: 47 with criminal background in fray

<http://www.tribuneindia.com/2008/20080507/nation.htm#1>

4. Rediff.com website on May 06, 2008: 47 candidates with criminal records to contest Karnataka polls

<http://inhome.rediff.com/news/2008/may/06kgovt1.htm>

5. Rediff.com website on May 07, 2008: Karnataka: Top leaders yet to declare PAN number

<http://www.rediff.com/news/2008/may/07kgovt.htm>

6. thehindu.com website on May 07, 2008: 47 candidates face criminal charges

<http://www.thehindu.com/2008/05/07/stories/2008050757500400.htm>

7. yahoo.com website on May 07, 2008: Criminalisation in politics worries electoral watchdog in Karnataka

http://in.news.yahoo.com/ani/20080507/r_t_ani_nl_general/tnl-criminalisation-in-politics-worries-99cbaa1.html

8. webindia123.com website on May 07, 2008: Criminalisation in politics worries electoral watchdog in Karnataka

<http://news.webindia123.com/news/Articles/India/20080507/947039.html>

9. Business Standard website on May 07, 2008: Fewer candidates with criminal records: survey

http://www.business-standard.com/common/news_article.php?leftnm=3&autono=322160

10. Mid day website on May 07, 2008

http://www.mid-day.com/web/guest/news/bangalore/article?_EXT_5_articleId=1119458&_EXT_5_groupId=14

The elections are packed with candidates who have a criminal past; JD(S) tops the list with 14 such contestants, says NGO report

Karnataka Election Watch Committee

Assembly Elections 2008

Financial Background & Criminal Records

of the First List of Ministers

First Ministry (May 2008) at a Glance						
Party	Number	Total Assets	Total Liabilities	Average Assets	Average Liabilities	No with Criminal Record
BJP Ministers	22	147.3	26.3	6.7	1.2	6
Independent Ministers	5	16.1	3.0	3.2	0.6	2
MLCs*	3					
Other*	1					
Total	31	163.4	29.3	6.3	1.1	8

*Records of these Ministers were not available as they did not contest the Assembly elections

Comparison of Ministers Assets and Liabilities with other MLAs and Candidates						
	BJP Ministers	Independent Ministers	Overall Ministry	BJP MLAs	Independent MLAs	BJP Candidates
Average Assets	6.7	3.2	5.8	4.4	2.7	3.78
Average Liabilities	1.2	0.6	1.0	0.79	0.5	0.54

Average assets of BJP Ministers is more than the average assets of the BJP MLA, which is in turn more than that of the BJP candidates.

MLAs Assets and Liabilities (Rs. Cr)						
Political Party	No. of MLAs	Assets	Liabilities	Average Assets/ MLA	Average Liabilities/ MLA	% of total assets
BJP	110	483.4	86.5	4.4	0.8	38.5%
INC	80	646.5	126.7	8.1	1.6	51.5%
JD(S)	28	109.3	30.7	3.9	1.1	8.7%
Others	6	16.2	3	2.7	0.5	1.3%
Total	224	1255.4	246.9	5.6	1.1	100.0%

MLAs and Candidates with High Liabilities (>Rs. 50 lakhs)							
Party	MLAs	Losing Candidates	Total candidates	Total Assets (Rs. Cr)	Total Liabilities (Rs. Cr)	Average Assets (Rs. Cr)	Average Liabilities (Rs. Cr)
BJP	24	9	33	324.5	107.4	9.83	3.25
INC	21	29	50	1077.9	282.1	21.6	5.6
JD(S)	5	26	31	159.9	70.9	5.2	2.3
BSP	0	10	10	66.09	13.06	6.61	1.31
Others	1	11	12	64.50	15.20	5.38	1.27
Total	51	85	136	1692.89	488.66	12.45	3.59

Candidates and MLAs with High Asset Incr. from 2004 to 2008 Elections (Rs. Cr)							
Party	No. of Candidates	Assets in 2004	Assets in 2008	Increase in Assets	Average Assets/ Candidate or MLA	Average Increase/ Candidate or MLA	% increase
BJP	66	65.0	258.5	193.5	3.9	2.93	298%
INC	85	116.8	775.3	658.5	9.1	7.75	564%
JD(S)	51	35.6	191.1	155.5	3.7	3.05	437%
Others	23	10.4	46.5	36.1	2.0	1.57	347%
Total	225	227.8	1271.4	1043.6	5.7	4.64	458%
MLAs with High Asset Increase from 2004 to 2008 Elections (Rs. Cr)							
BJP	40	51.4	203.8	152.4	5.1	3.81	296%
INC	35	54.2	256.6	202.4	7.3	5.78	373%
JD(S)	16	16.0	112.9	96.9	7.1	6.06	606%
Others							
Total	91	121.6	573.3	451.7	6.3	4.96	371%

First List of Ministers Karnataka Assembly 2008, May 2008: 31 Members. (3 MLAs are from the MLC and one is not from either house. Their records are not yet available)								
BJP: Total Assets- Rs.134.8 Cr; Total Liabilities - Rs. 23 Cr; Avg Assets - Rs.6.4 Cr; Avg Liabilities - Rs.1.1 Cr Criminal Records 6								
Independents: Total Assets- Rs.16.1 Cr; Total Liabilities - Rs. 3 Cr; Avg Assets - Rs.3.2 Cr; Avg Liabilities - Rs.0.6 Cr Criminal Records 2								
Con No	Constituency	Name	Party	Details of Criminal record	IPC Code descriptions	Total Assets	Total liab	Edu
115	Shikaripura	B S Yeddyurappa	BJP			1.48	0.04	PUC
93	Bellary	B.Sreeramulu	BJP	C No 182/07 C No185/07 C No183/07 168/07 C No112/07 U/S 171E IPC CC No 2318/08 CNo 171(E) IPC C.C No219/08 CNO 71/07 C No40/08 U/S 143,147,148, 504, 323, 324, 307, 395, 341, 342, R/W 149 SEC 25 27	Attempt to Murder, Dacoity, Wrongful restraint, Wrongful confinement, Voluntarily causing hurt by dangerous weapons or means. Unlawful assembly, Rioting, Rioting, armed with deadly weapon, Intentional insult with intent to provoke breach of the peace, Voluntarily causing hurt	6.09	-	BA
113	Shimoga	K S Eshvarappa	BJP	1) CC 715\2000 U\S 143, 147, 148, 332, 427, 353	Rioting, armed with deadly weapon, Voluntarily causing hurt to deter public servant from his duty, Unlawful assembly, Rioting, Mischief causing damage, Assault or criminal force to deter public servant from discharge of his duty	4.08	1.24	B. Com

**First List of Ministers Karnataka Assembly 2008, May 2008: 31 Members.
(3 MLAs are from the MLC and one is not from either house. Their records are not yet available)**

**BJP: Total Assets- Rs.134.8 Cr; Total Liabilities - Rs. 23 Cr; Avg Assets - Rs.6.4 Cr; Avg Liabilities - Rs.1.1 Cr
Criminal Records 6**

**Independents: Total Assets- Rs.16.1 Cr; Total Liabilities - Rs. 3 Cr; Avg Assets - Rs.3.2 Cr; Avg Liabilities - Rs.0.6 Cr
Criminal Records 2**

Con No	Constituency	Name	Party	Details of Criminal record	IPC Code descriptions	Total Assets	Total liab	Edu
106	Davangere North	S A Ravindranath	BJP	1) CC 618/06 IPC 499, 500, 501, 502. 2) CC 56/07 IPC 499	1) Defamation, Printing or engraving matter known to be defamatory, Sale of printed or engraved substance containing defamatory matter, 2) Defamation	1.62	0.02	PUC
153	Yeshvanthapura	Shobha Karandlaje	BJP	CC NO 718/2004, 143,147,148,504,324,506 R/W of IPC, CP NO 3832/2006	Rioting, armed with deadly weapon, Voluntarily causing hurt by dangerous weapons or means, Intentional insult with intent to provoke breach of the peace, criminal intimidation	3.33	-	
149	Malur	ES EN Krishnaiah	BJP	(1) No 697/2001 IPC 405, 420, (2) Crime No 48/2008, U/S 171 (E) IPC & 123 (1) (E) R.P. Act, (3) Crime No 49/2008 U/S 171 (E) IPC & 123 (1) (E) R.P. Act, (4) Crime No 51/2008, U/S 171 (E) IPC & 123 (1) (E) R.P. Act, (5) Crime No 52/2008 U/S 171 (E) IPC & 123 (1) (E) R.P. Act, (6) Crime No 53/2008 U/S	(1) Criminal breach of trust; Cheating and dishonestly inducing delivery of property; (2-7) bribery; Sec. 123 (1) (E) of Representation of Peoples Act; (8) Sec. 3 of Kar. Open Places (Prevention of Disfigurement) Act; (9) bribery; Sec. 123 (1) (A) (Corrupt Practices &	12.11	1.96	PUC

**First List of Ministers Karnataka Assembly 2008, May 2008: 31 Members.
(3 MLAs are from the MLC and one is not from either house. Their records are not yet available)**

**BJP: Total Assets- Rs.134.8 Cr; Total Liabilities - Rs. 23 Cr; Avg Assets - Rs.6.4 Cr; Avg Liabilities - Rs.1.1 Cr
Criminal Records 6**

**Independents: Total Assets- Rs.16.1 Cr; Total Liabilities - Rs. 3 Cr; Avg Assets - Rs.3.2 Cr; Avg Liabilities - Rs.0.6 Cr
Criminal Records 2**

Con No	Constituency	Name	Party	Details of Criminal record	IPC Code descriptions	Total Assets	Total liab	Edu
				171 (E) IPC & 123 (1) (E) R.P. Act, (7) Crime No 54/2008 U/S 171 (E) IPC & 123 (1) (E) R.P. Act, (8) Crime No 92/2008, Disfigurement Act 1981 & CrPC 42(1), (9) Crime No 98/2008, U/S 171 (E) IPC & 123 (1) (E) R.P. Act, (10) C.B.I. CRNO RC3 (E) 2008 U/S 120 B R/W SEC 409, 419, 420, 467 & 471 IPC 13(2) R/W 13(1)(d) of PC Act,	Bribery) of Representation of Peoples Act (unauthorised disfigurement by advertisement); (10) criminal conspiracy; R/w Criminal breach of trust by public servant, or by banker, merchant or agent; cheating by personation; Cheating and dishonestly inducing delivery of property; Forgery of valuable security, will, etc.; Using as genuine a forged document or electronic record; Sec. 13 (2) R/w 13(1) (d) of Prevention of Corruption Act.			
174	Mahadevapura	Arvind Limbavali	BJP	CC NO.32/2004 SEC. 29(J)(a)	KARANATAKA SALES TAX ACT...NON SUBMISSION OF RETURN	1.67	0.25	BE
178	Hosakote	B N Bachhe Gowda	BJP			2.79	0.08	LLB

**First List of Ministers Karnataka Assembly 2008, May 2008: 31 Members.
(3 MLAs are from the MLC and one is not from either house. Their records are not yet available)**

**BJP: Total Assets- Rs.134.8 Cr; Total Liabilities - Rs. 23 Cr; Avg Assets - Rs.6.4 Cr; Avg Liabilities - Rs.1.1 Cr
Criminal Records 6**

**Independents: Total Assets- Rs.16.1 Cr; Total Liabilities - Rs. 3 Cr; Avg Assets - Rs.3.2 Cr; Avg Liabilities - Rs.0.6 Cr
Criminal Records 2**

Con No	Constituency	Name	Party	Details of Criminal record	IPC Code descriptions	Total Assets	Total liab	Edu
28	Basavana Bagevadi	Bellubbi Sangappa Kallappa	BJP			2.19	0.95	SSLC
83	Shiggaon	Bommaibasavaraj	BJP			13.35	0.81	BVB
82	Hangal	Channabasappa Udasi	BJP			1.60	0.04	Non-Matr
104	Harapanahalli	G Karunakara Reddy	BJP			34.07	-	BA
19	Mudhol	Govind.M.Karjol	BJP			0.86	-	Matr
116	Sorab	H Halappa	BJP			1.55	0.94	LLB
202	Mangalore City North	J.Krishna Palemar	BJP			27.58	16.14	Non-Matr
80	Sirsi	Kageri Vishweshwara Hegde	BJP			1.36	-	B. Com
3	Athani	Laxman Sangappa Savadi	BJP			3.37	0.08	Non-matr

First List of Ministers Karnataka Assembly 2008, May 2008: 31 Members. (3 MLAs are from the MLC and one is not from either house. Their records are not yet available)								
BJP: Total Assets- Rs.134.8 Cr; Total Liabilities - Rs. 23 Cr; Avg Assets - Rs.6.4 Cr; Avg Liabilities - Rs.1.1 Cr Criminal Records 6								
Independents: Total Assets- Rs.16.1 Cr; Total Liabilities - Rs. 3 Cr; Avg Assets - Rs.3.2 Cr; Avg Liabilities - Rs.0.6 Cr Criminal Records 2								
Con No	Constituency	Name	Party	Details of Criminal record	IPC Code descriptions	Total Assets	Total liab	Edu
22	Bilgi	Muruges Rudrappa Nirani	BJP			5.23	0.27	BE
171	Padmanabanagar	R Ashoka	BJP			10.06	0.16	B.Sc
43	Gulbarga Rural	Revu Naik Belangi	BJP			0.40	-	Non- Matr
165	Rajaji Nagar	Suresh Kumar S	BJP			-	-	LLB

**First List of Ministers Karnataka Assembly 2008, May 2008: 31 Members.
(3 MLAs are from the MLC and one is not from either house. Their records are not yet available)**

**BJP: Total Assets- Rs.134.8 Cr; Total Liabilities - Rs. 23 Cr; Avg Assets - Rs.6.4 Cr; Avg Liabilities - Rs.1.1 Cr
Criminal Records 6**

**Independents: Total Assets- Rs.16.1 Cr; Total Liabilities - Rs. 3 Cr; Avg Assets - Rs.3.2 Cr; Avg Liabilities - Rs.0.6 Cr
Criminal Records 2**

Con No	Constituency	Name	Party	Details of Criminal record	IPC Code descriptions	Total Assets	Total liab	Edu
				Special case No:48.02 dt.07.04.97 U/s 504, 506, R/w 34 IPC & Sec 3 clause (1) such clause (10)s S.C., ST. P.A Act 1989, Talak Police stat. Addl. District Judge Court, Chitradurga Stayed in Ori.Pet No. 3337/2004 by the Hon'ble High Court at B'lore.2) C.R.No.:117/200 dt. 14.06.2000 (CC 18/2002) U/s 32.34. 38 R/w43(A)Excist Act 1965, Sira Police Station.J.M.F.C. Court, SIRA. Stayed in Cri Pet No. 3911/2004 by the Hon'ble High Court at B'lore. 3) C.R.No:7/2004 dt.06/01/2004 (CC 1191/2005 U/s.32, 34,&36 K.F., act Challakere Police Station. 4) C.R.No.219/95-96 U/s 8 of prohibition Act.Roydurga Police Station. D.C. of Excise, Ananthpur 5) CLK P.S.Cri.No. 214/2006 (CC No.512/07) U/s.323,504 506				
KEW	2008 Report			PC.Challakere Police Station. J.M.F.C. court, Challakere 6) C.C.NO:208/2001 I/s 11&14, 32,38A of Kar Excise Act. J.M.F.C. 1st court, Davangere	Intentional insult with intent to provoke breach of the peace, criminal		June, 2008	

First List of Ministers Karnataka Assembly 2008, May 2008: 31 Members. (3 MLAs are from the MLC and one is not from either house. Their records are not yet available)								
BJP: Total Assets- Rs.134.8 Cr; Total Liabilities - Rs. 23 Cr; Avg Assets - Rs.6.4 Cr; Avg Liabilities - Rs.1.1 Cr Criminal Records 6								
Independents: Total Assets- Rs.16.1 Cr; Total Liabilities - Rs. 3 Cr; Avg Assets - Rs.3.2 Cr; Avg Liabilities - Rs.0.6 Cr Criminal Records 2								
Con No	Constituency	Name	Party	Details of Criminal record	IPC Code descriptions	Total Assets	Total liab	Edu
101	Hosadurga	Goolihatti. D. Shekar	IND	CR 64/2008, U/s 171 E R/w 34 & 123 RP Act 1950 JMFC Hosadurga 25/4/2008	Wearing garb or carrying token used by public servant with fraudulent intent	0.04	0.01	B Sc
186	Malavalli	P.M. Narendra Swamy	IND			0.68	0.17	B.E.
61	Kanakagiri	Shivaraj Sangappa Tangadige	IND			1.37	0.37	PUC
137	Pavadaga	Venkataramanappa	IND			0.50	0.26	SSLC
158	Hebbal	Katta Subramanya Naidu	BJP			12.50	3.34	No Edu
		TOTAL BJP		6 Ministers with criminal charges	Avg Assets Rs.6.42 Cr; Avg Liabilities Rs.1.1 Cr	134.8	23.0	
		TOTAL Independent		2 Ministers with criminal charges	Avg Assets Rs.3.23 Cr; Avg Liabilities Rs.0.6 Cr	16.1	3.0	

Karnataka Election Watch Committee

Assembly Elections 2008

Financial Background

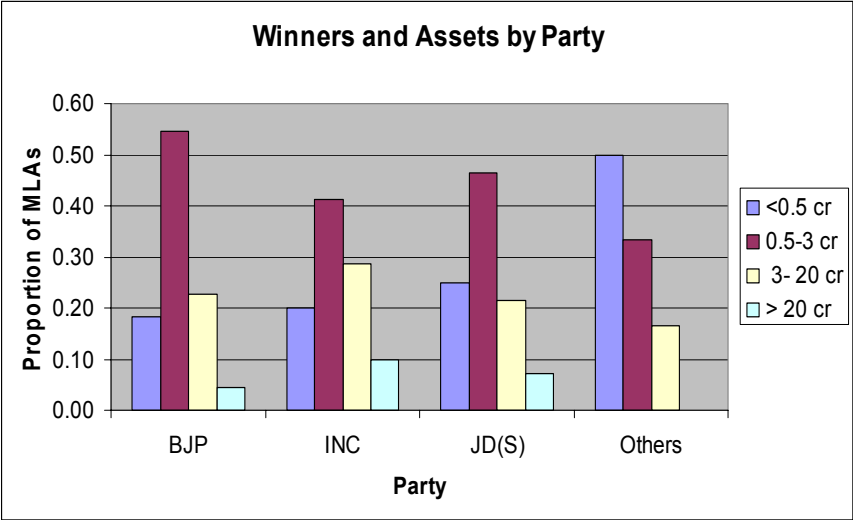
Winners and Candidates
with High Declared Assets and Liabilities

Winners, Losers and Assets								
	Low Assets (less than Rs.0.5 cr)		Assets between Rs.0.5 cr and Rs. 3 cr		High Assets (between Rs 3 cr and Rs. 20 cr)		Very High Assets (> Rs. 20 cr)	
	Won	Lost	Won	Lost	Won	Lost	Won	Lost
BJP	20	37	60	55	25	19	5	3
INC	16	36	33	65	23	32	8	8
JD(S)	7	71	13	89	6	29	2	2
Others	3	516	2	92	1	20	0	1
Total MLAs/Cand	46	660	108	301	55	100	15	14
Total Assets (Rs. Crore)	10.54	78.83	156.06	386.06	426	655.84	662.7	955
Average Assets (Rs. Crore)	0.23	0.12	1.45	1.28	7.75	6.98	44.2	68.2

All major parties exhibit the same trend. 14 of the 29 candidates with very high declared assets and 100 of 155 candidates with high assets lost, indicating that owning large assets does not guarantee a win. Yet, it appears that high assets did influence a chance of a party ticket in the major parties. All the three major parties gave tickets to candidates with high assets – the BJP MLAs have average declared assets of Rs.4.4 crores, the Congress Rs.8.1 crores, and the JD(S) Rs.3.9 crores. A large majority of candidates (96%) from the non-major parties, had assets less 3 crores.

The chances of winning are also higher for candidates with more assets. While more than half (51.7%) of the candidates with declared assets of Rs. 20 crores or more, won; only 6.5% of candidates with declared assets of Rs.0.5 crores or less won. Further, when we

look at average assets, we find that BJP Ministers have higher average assets than BLP MLAs, who in turn had higher average assets than BJP candidates.



This is a disturbing trend since ordinary citizens have almost no chance of entering politics.

MLAs with Very High Declared Assets						
(> Rs. 20 Crores); 15 MLAs with Assets Rs.662.7 crores;						
Liabilities Rs.207.8 Cr; Average Assets /MLA Rs.44.2 Cr; Average Liability/MLA Rs.13.9 Cr						
Con No.	Constituency	Candidate Name	Party	Total Assets	Total Liabilities	Education
90	Vijayanagara	Anand Singh	BJP	57.34	7.37	PUC
151	K R Pura	N S Nadieshareddy	BJP	36.25	0.64	PUC
104	Harappanahalli	G Karunakara Reddy	BJP	34.07	0.00	BA
94	Bellary City	G.Somasekhara Reddy	BJP	29.21	19.01	M.Com
202	Mangalore City North	J.Krishna Palemar	BJP	27.58	16.14	Non-Matriculate
167	Vijaya Nagar	M Krishnappa	INC	147.88	69.85	B.Sc
11	Begaum Uttar	Feroz Nuruddin Sait	INC	58.55	0.00	PUC
75	Kalghatgi	Santosh S Lad	INC	56.08	1.34	B.Com
107	Davangere South	S Shivashankarappa	INC	49.98	5.78	Matriculate
9	Gokak	Jarkiholi Ramesh Laxman Rao	INC	39.87	0.37	BA
184	Kanakapura	D K Shivakumar	INC	29.56	61.44	MA
160	Sarvagnanagar	K J George	INC	24.14	0.00	
164	Gandhi Nagar	Dinesh Gundu Rao	INC	20.34	0.00	BE
183	Ramanagaram	H D Kumaraswamy	JD(S)	30.20	23.12	B.Sc
211	Krishnarajnagar	S R Mahesh	JD(S)	21.64	2.79	B.Sc
	<i>TOTAL (Very High Assets)</i>			<i>662.67</i>	<i>207.84</i>	
	<i>% of total of all Winners</i>			<i>53.5%</i>	<i>85.2%</i>	
	<i>AVERAGE (Very High Assets)</i>			<i>44.18</i>	<i>13.86</i>	
	<i>% of average of all candidates</i>			<i>775.1%</i>	<i>1259.6%</i>	

MLAs with High Declared Assets (Between Rs. 3 crores and Rs. 20 Crores):					
BJP 25 MLAs, INC 23 MLAs, JD(S) 6, Independent 1. Total 55 MLAs					
Total Assets Rs.426.03 Cr, Total Liabilities Rs.66.27 Cr, Average Assets Rs.7.75 Cr, Average Liabilities Rs.1.2 Cr.					
Constituency No	Constituency	Candidate Name	Party	Total Assets	Total Liabilities
118	Byndoor	K. Laxminarayana	BJP	17.78	3.99
155	Dasarahalli	Muniraju S	BJP	17.71	0.12
154	Rajarajeshwari Nagar	Srinivas M	BJP	17.16	6.77
176	Bangalore South	M Krishnappa	BJP	16.73	0.89
83	Shiggaon	Bommaibasavaraj	BJP	13.35	0.81
158	Hebbal	Katta Subramanya Naidu	BJP	12.50	3.34
149	Malur	S N Krishnaiah	BJP	12.11	1.96
150	Yelahanka	Viswanath S R	BJP	11.23	0.10
171	Padmanabanagar	R Ashoka	BJP	10.06	0.16
32	Indi	Dr Bagali Sarvabhoom Satagouda	BJP	8.08	0.04
132	Tumkur City	S Shivanna Sogadu	BJP	7.07	1.56
169	Chickpet	Hemachandra Sagar D	BJP	6.78	0.00
93	Bellary	B.Sreeramulu	BJP	6.09	0.00
25	Hungund	Doddanagouda G Patil	BJP	6.02	1.64
157	Malleswaram	Ashwath Narayan	BJP	5.55	1.35
74	Hubli-Dharwad-West	Bellad Chandrakant Gurappa	BJP	5.48	0.77
22	Bilgi	Murugeshe Rudrappa Nirani	BJP	5.23	0.27
85	Byadgi	Sureshgoudrapatil	BJP	4.19	0.05
113	Shimoga	K S Eshvarappa	BJP	4.08	1.24
170	Basavanagudi	Ravi Subramanyam	BJP	3.97	0.10
133	Tumkur Rural	B Suresh Gowda	BJP	3.91	0.00
12	Belgaum Dakshin	Abhay Patil	BJP	3.75	0.07
3	Athani	Laxman Sangappa Savadi	BJP	3.37	0.08

MLAs with High Declared Assets (Between Rs. 3 crores and Rs. 20 Crores):
BJP 25 MLAs, INC 23 MLAs, JD(S) 6, Independent 1. Total 55 MLAs
Total Assets Rs.426.03 Cr, Total Liabilities Rs.66.27 Cr, Average Assets Rs.7.75 Cr, Average Liabilities Rs.1.2 Cr.

Constituency No	Constituency	Candidate Name	Party	Total Assets	Total Liabilities
153	Yeshvanthapura	Shobha Karandlaje	BJP	3.33	0.00
47	Basavakalyan	Basavarajpatilattur	BJP	3.27	0.00
29	Babaleshwar	M.B.Patil	INC	9.46	4.63
10	Yemkanmardi	Jarkiholi Satish Laxmanrao	INC	16.78	3.63
163	Shanti Nagar	N A Haris	INC	16.29	
27	Devar Hipparagi	A.S.Patil (Nadahalli)	INC	16.06	8.72
172	Btm Layout	Ramalinga Reddy	INC	8.65	2.34
166	Govindraj Nagar	V Somanna	INC	7.39	
45	Gulbarga Uttar	Qamarul Islam	INC	7.10	0.25
219	Varuna	Siddaramaiah	INC	6.94	2.00
77	Karwar	Asnotikaranandvasant	INC	6.70	0.96
143	Chintamani	M C Sudhakar	INC	6.07	0.36
195	Belur	Rudresh Gowda Y N	INC	6.02	0.03
198	Arkalgud	A Manju	INC	6.01	1.04
136	Sira	T B Jaya Chandra	INC	6.00	2.11
212	Hunsur	H P Manjunath	INC	5.99	3.05
40	Chittapur	Mallikarjun Kharge	INC	4.91	0.36
192	Krishnarajpet	K B Chandrashekar	INC	4.08	0.96
191	Nagamangala	Suresh Gowda	INC	4.01	0.17
218	Narasimharaja	Tanveer Sait	INC	4.01	0.33
79	Bhatkal	J D Naik	INC	3.96	0.30
86	Hirekerur	Patil Basavan Gouda Channa Basavangouda	INC	3.55	1.43
180	Doddaballapur	J Narasimhaswamy	INC	3.53	0.27
185	Channapatna	C P Yogeshwara	INC	3.52	3.38

MLAs with High Declared Assets (Between Rs. 3 crores and Rs. 20 Crores):					
BJP 25 MLAs, INC 23 MLAs, JD(S) 6, Independent 1. Total 55 MLAs					
Total Assets Rs.426.03 Cr, Total Liabilities Rs.66.27 Cr, Average Assets Rs.7.75 Cr, Average Liabilities Rs.1.2 Cr.					
Constituency No	Constituency	Candidate Name	Party	Total Assets	Total Liabilities
26	Muddebihal	Appaji Channabasavaraj Shankararao Nadagouda	INC	3.44	0.15
100	Hiriyur	D.Sudhakara	IND	13.56	2.21
197	Holenarasipur	H D Revanna	JD(S)	9.54	0.29
182	Magadi	H C Balakrishna	JD(S)	6.30	1.00
8	Arabhavi	Balachandra Laxmanrao Jarakiholi	JD(S)	5.64	-
193	Sharavanabelagola	C S Puttegowda	JD(S)	4.16	0.71
7	Hukkeri	Umesh Vishwanath Katti	JD(S)	4.00	0.01
49	Bidar South	Bandeppakhashempur	JD(S)	3.58	0.30
	TOTAL ASSETS			426.03	66.27
	AVERAGE ASSETS			7.75	1.20

Candidates with High Assets (between Rs. 3 Crores and Rs. 20 Crores). 155 Candidates with Rs.1081.8 crores; BJP 44, INC 55, JD(S) 35, Other Parties - 21						
Const No.	Constituency Name	Candidate Name	Party	Total Assets	Total liabilities	Education
118	Byndoor	K. Laxminarayana	BJP	17.78	3.99	ME
155	Dasarahalli	Muniraju S	BJP	17.71	0.12	SSLC
154	Rajarajeshwari Nagar	Srinivas M	BJP	17.16	6.77	SSLC
176	Bangalore South	M Krishnappa	BJP	16.73	0.89	SSLC
164	Gandhi Nagar	P C Mohan	BJP	14.94	3.43	
167	Vijaya Nagar	Pramila Nesargi	BJP	14.04	0.00	LLB
83	Shiggaon	Bommaibasavaraj	BJP	13.35	0.81	BVB
46	Aland	Dr. B.G. Jawali	BJP	13.30	0.04	MS
158	Hebbal	Katta Subramanya Naidu	BJP	12.50	3.34	NO EDUCATION
149	Malur	Es En Krishnaiah	BJP	12.11	1.96	PUC
150	Yelahanka	Viswanath S R	BJP	11.23	0.10	B.Sc
9	Gokak	Bhimashi Laxmanrao Jarkiholi	BJP	10.94	0.16	MA
171	Padmanabanagar	R Ashoka	BJP	10.06	0.16	B.Sc
196	Hassan	H K Suresh	BJP	8.60	2.21	Dip
183	Ramanagaram	M Rudresh	BJP	8.54	14.53	SSLC
182	Magadi	Nagaraju P	BJP	8.21	0.08	BA
32	Indi	Dr Bagali Sarvabhoom Satagouda	BJP	8.08	0.04	MD
132	Tumkur City	S Shivanna Sogadu	BJP	7.07	1.56	PUC, CPED
169	Chickpet	Hemachandra Sagar D	BJP	6.78	0.00	
152	Byatarayanapura	A Ravi	BJP	6.56	0.12	BA
93	Bellary	B.Sreeramulu	BJP	6.09	0.00	BA
25	Hungund	Doddanagouda G Patil	BJP	6.02	1.64	PUC
157	Malleswaram	Ashwath Narayan	BJP	5.55	1.35	SSLC
74	Hubli-Dharwad-West	Bellad Chandrakant Gurappa	BJP	5.48	0.77	SSLC
45	Gulbarga Uttar	B.G. Patil	BJP	5.37	0.00	B.Com
99	Chitradurga	G.S.Manjunatha	BJP	5.37	0.32	B.Com
22	Bilgi	Muruges Rudrappa Nirani	BJP	5.23	0.27	BE
198	Arkalgud	K Nanjunde Gowda	BJP	5.14	0.09	MA

Candidates with High Assets
(between Rs. 3 Crores and Rs. 20 Crores).
155 Candidates with Rs.1081.8 crores; BJP 44, INC 55, JD(S) 35, Other Parties - 21

Const No.	Constituency Name	Candidate Name	Party	Total Assets	Total liabilities	Education
130	Turuvekere	M D Lakshminarayana	BJP	4.55	0.07	
85	Byadgi	Sureshgoudrapatil	BJP	4.19	0.05	SSLC
113	Shimoga	K S Eshvarappa	BJP	4.08	1.24	B.Com
170	Basavanagudi	Ravi Subramanyam	BJP	3.97	0.10	
133	Tumkur Rural	B Suresh Gowda	BJP	3.91	0.00	B.Com
12	Belgaum Dakshin	Abhay Patil	BJP	3.75	0.07	Matriculate
3	Athani	Laxman Sangappa Savadi	BJP	3.37	0.08	Non-matriculate
153	Yeshvanthapura	Shobha Karandlaje	BJP	3.33	0.00	
47	Basavakalyan	Basavarajpatilattur	BJP	3.27	0.00	BA
1	Nippani	Jolle Shashikala Annasaheb	BJP	3.26	0.06	PUC
193	Sharavanabelagola	Ananda Shivappa	BJP	3.23	0.00	LLB
100	Hiriyur	Laxmikantha .N.R	BJP	3.20	0.00	Dip
205	Bantval	Nagaraja Shetty B	BJP	3.14	1.67	B.Sc
8	Arabhavi	Vivekrao Vasantrao Patil	BJP	3.04	0.44	M.Phil
189	Mandya	Vidya Nagendra	BJP	3.03	0.00	BA
27	Devar Hipparagi	Basanagouda.R.Patil (Yatnal)	BJP	3.01	1.78	B.Com
220	T Narasipur	S Gurappaji	BSP	14.09	0.02	BE
215	Chanundeshwari	D T Jayakumar	BSP	10.43	0.00	LLB
81	Yellapur	Umesh Krishna Hegde	BSP	10.28	1.06	DMV
162	Shivajinagar	Charles Prabakar	BSP	9.50	0.32	CA
136	Sira	D C Nagabhushana	BSP	9.49	2.80	SSLC
192	Krishnarajpet	Naryanagowda	BSP	7.33	1.72	SSC,DHM
54	Raichur	E.Anjaneyya	BSP	7.25	0.96	Matriculate
176	Bangalore South	R Manjunath	BSP	7.22	0.13	ITI
50	Bidar	Raheemkhan	BSP	6.26	0.06	P.U.C
80	Sirsi	Ramnath Hegade	BSP	4.32	2.15	B.Sc
160	Sarvagnanagar	Ismail Sharieff	BSP	4.01	0.00	
177	Anekal	Jigani Shankar	BSP	3.61	0.20	MSE

Candidates with High Assets (between Rs. 3 Crores and Rs. 20 Crores). 155 Candidates with Rs.1081.8 crores; BJP 44, INC 55, JD(S) 35, Other Parties - 21						
Const No.	Constituency Name	Candidate Name	Party	Total Assets	Total liabilities	Education
53	Raichur Rural	K B Shanthappa	BSP	3.35	0.21	Matriculate
29	Babaleswar	M.B.Patil	INC	19.46	4.63	BE
10	Yemkanmardi	Jarkiholi Satish Laxmanrao	INC	16.78	3.63	PUC
163	Shanti Nagar	N A Haris	INC	16.29	0.00	
27	Devar Hipparagi	A.S.Patil (Nadahalli)	INC	16.06	80.45	M.Sc
155	Dasarahalli	Ashoka Kc	INC	12.06	0.05	PUC
169	Chickpet	Devaraj R V	INC	11.43	0.00	
181	Nelamangala	Anjanamurthy	INC	10.65	0.00	BA
172	Btm Layout	Ramalinga Reddy	INC	8.65	2.34	
8	Arabhavi	Koujalagi Veeranna Shivalingappa	INC	8.17	0.27	BE
12	Belgaum Dakshin	Patil Sambhaji Laxman	INC	7.91	0.98	Non-matriculate
150	Yelahanka	Chandrappa B	INC	7.67	0.16	
166	Govindraj Nagar	V Somanna	INC	7.39	0.00	
81	Yellapur	Shivram Mahabaleswarh	INC	7.35	2.82	Non-Matriculate
45	Gulbarga Uttar	Qamarul Islam	INC	7.10	0.25	BE
219	Varuna	Siddaramaiah	INC	6.94	2.00	LLB
77	Karwar	Asnotikaranandvasant	INC	6.70	0.96	B.Com
183	Ramanagaram	Mamatha Nichani	INC	6.24	0.20	MA
99	Chitradurga	G.H.Thippareddy	INC	6.23	0.04	PUC
126	Tarikere	Shivashankarappa T.V	INC	6.14	0.14	B.Com
143	Chintamani	M C Sudhakar	INC	6.07	0.36	MDS
195	Belur	Rudresh Gowda Y N	INC	6.02	0.03	LLB
198	Arkalgud	A Manju	INC	6.01	1.04	LLB
136	Sira	T B Jaya Chandra	INC	6.00	2.11	LLB
212	Hunsur	H P Manjunath	INC	5.99	3.05	
44	Gulbarga Dakshin	Basavaraj Bhimalli	INC	5.87	1.06	MA
208	Madikeri	B A Jeevijaya	INC	5.61	0.36	B.Sc
116	Sorab	S Kumar Bangarappa	INC	5.56	1.11	BA

Candidates with High Assets
(between Rs. 3 Crores and Rs. 20 Crores).
155 Candidates with Rs.1081.8 crores; BJP 44, INC 55, JD(S) 35, Other Parties - 21

Const No.	Constituency Name	Candidate Name	Party	Total Assets	Total liabilities	Education
217	Chamaraja	Vasu	INC	5.45	0.28	MA
30	Bijapur City	Horti Sahebmoddin Abdularahiman	INC	5.45	0.08	
138	Madhugiri	Kyathasandra N Rajanna (Kn Rajana)	INC	5.43	0.52	LLB
42	Chincholi	Baburao Chauhan	INC	5.04	0.06	BA
144	Srinivasapur	K R Ramesh Kumar	INC	4.95	0.12	B.Sc
158	Hebbal	H M Revanna	INC	4.92	1.85	B.Sc
40	Chittapur	Mallikarjun Kharge	INC	4.91	0.36	LLB
170	Basavanagudi	K Chandrashekar	INC	4.91	0.95	B.Com
104	Harappanahalli	Mp Prakash	INC	4.75	0.28	MA, LLB
154	Rajarajeshwari Nagar	P N Krishnamurthy	INC	4.65	0.57	SSLC
192	Krishnarajpet	K B Chandrashekar	INC	4.08	0.96	SSLC
191	Nagamangala	Suresh Gowda	INC	4.01	0.17	BE
218	Narasimharaja	Tanveer Sait	INC	4.01	0.33	BBM
125	Chikmagalur	K.B.Mallikarjuna	INC	3.98	0.00	LLB
79	Bhatkal	Jd Naik	INC	3.96	0.30	LLB
15	Kittur	Inamdar Danappagouda Basanagouda	INC	3.77	0.37	B.Sc
63	Yelburga	Basavaraj Rayaraddi	INC	3.70	0.00	LLB
17	Saundatti Yellamma	Koujalagi Subhash Shidramappa	INC	3.58	0.00	B.Com
86	Hirekerur	Patilbasavangoudachannabasavangouda	INC	3.55	1.43	BA
180	Doddaballapur	J Narasimhaswamy	INC	3.53	0.27	PUC
185	Channapatna	C P Yogeshwara	INC	3.52	3.38	B.Sc
73	Hubli-Dharwad-Central	Munavalli Shankranna Ishwarappa	INC	3.52	3.85	SSLC
197	Holenarasipur	Anupama S G	INC	3.47	0.26	
78	Kumta	Mohan Krishna Shetty	INC	3.44	0.00	Not Given
26	Muddebihal	Appaji Channabasavaraj Shankararao Nadagouda	INC	3.44	0.15	BA
13	Belgaum Rural	Malagi Shivaputrappa Channabasappa	INC	3.36	0.06	BA
82	Hangal	Manoharhanumathappa	INC	3.31	0.35	BE
211	Krishnarajnagar	H Adaguru Vishwanath	INC	3.28	3.28	LLB

Candidates with High Assets						
(between Rs. 3 Crores and Rs. 20 Crores).						
155 Candidates with Rs.1081.8 crores; BJP 44, INC 55, JD(S) 35, Other Parties - 21						
Const No.	Constituency Name	Candidate Name	Party	Total Assets	Total liabilities	Education
173	Jayanagar	Narayanaraju K	JD(S)	17.98	11.96	DCE
175	Bommanahalli	Muninarayana H N	JD(S)	13.27	0.00	
205	Bantval	K.M.Ibrahim	JD(S)	12.58	0.70	BA
159	Pulakeshi Nagar	R Srinivasa Murthy	JD(S)	12.32	0.02	PUC
163	Shanti Nagar	M Francis Jackson	JD(S)	11.98	0.00	PUC
166	Govindraj Nagar	T M Range Gowda	JD(S)	11.10	0.00	SSLC FAILED
131	Kunigal	D Nagarajiah	JD(S)	10.33	0.93	PUC
197	Holenarasipur	H D Revanna	JD(S)	9.54	0.29	PUC
62	Gangawati	Iqbal Ansari	JD(S)	9.10	1.98	PUC
14	Khanapur	Nasir Papulsab Bagwan	JD(S)	9.08	0.25	ITI
171	Padmanabanagar	Prasad Babu	JD(S)	8.32	0.08	SSLC
192	Krishnarajpet	Krishna	JD(S)	7.94	0.01	LLB
176	Bangalore South	C Manjunath	JD(S)	7.18	0.13	ITI
218	Narasimharaja	S Nagaraju (Sandesh)	JD(S)	6.68	0.57	B.Sc
191	Nagamangala	N Chaluvaryaswamy	JD(S)	6.63	0.30	DCE
182	Magadi	H C Balakrishna	JD(S)	6.30	1.00	MBBS
216	Krishanraja	Shivabasappa	JD(S)	5.92	0.29	Matriculate
179	Devanahalli	G Chandranna	JD(S)	5.65	0.14	SSLC
8	Arabhavi	Balachandra Laxmanrao Jarakiholi	JD(S)	5.64	0.00	PUC
105	Harihar	H. Shivappa	JD(S)	4.87	1.98	LLB
94	Bellary City	M.Diwakar Babu	JD(S)	4.81	0.22	B.Com
84	Haveri	Kamalanayak	JD(S)	4.74	0.04	BA
220	T Narasipur	M C Sunsreshan	JD(S)	4.73	1.96	MBA
160	Sarvagnanagar	Padmanabha Reddy	JD(S)	4.73	0.00	BA
165	Rajaji Nagar	Ananda M	JD(S)	4.71	0.00	LLB
180	Doddaballapur	C Channigappa	JD(S)	4.40	0.00	B.Ed
193	Sharavanabelagola	C S Puttegowda	JD(S)	4.16	0.71	MA
170	Basavanagudi	H M Vishwanath	JD(S)	4.11	0.00	SSLC

Candidates with High Assets (between Rs. 3 Crores and Rs. 20 Crores). 155 Candidates with Rs.1081.8 crores; BJP 44, INC 55, JD(S) 35, Other Parties - 21						
Const No.	Constituency Name	Candidate Name	Party	Total Assets	Total liabilities	Education
7	Hukkeri	Umesh Vishwanath Katti	JD(S)	4.00	0.01	PUC
63	Yelburga	Amaragundappa Adappa Meti	JD(S)	3.94	0.37	BA
169	Chickpet	Muzammul Ahmed Khan B Z	JD(S)	3.67	0.00	
49	Bidar South	Bandeppakhashempur	JD(S)	3.58	0.30	P.U.C
2	Chikkodi-Sadalga	Kore Kiran Ganapatrao	JD(S)	3.49	0.08	BE
47	Basavakalyan	Mallikarjunskhuba	JD(S)	3.43	0.45	S.S.L.C
156	Mahalaxmi Layout	K Gopalaiah	JD(S)	3.37	1.01	B.Sc
158	Hebbal	Mallikarjun S Bommai	JD(U)	4.50	0.52	BE
163	Shanti Nagar	Mohammed Nazeer Ahmed	JD(U)	3.54	0.10	BE
12	Belgaum Dakshin	Prakash Ramchandra Shirolkar	SHS	3.05	0.64	B.Ed
116	Sorab	S Madhubangarappa	SP	15.38	5.01	BA
79	Bhatkal	Yashodaranappa Naik	SP	12.29	0.68	Matriculate
169	Chickpet	Harish Gowda N	SP	5.08	0.15	LLB
221	Hanur	Lakshmi	SP	4.74	0.00	PUC
80	Sirsi	Bheeman Nanaik	SP	3.24	1.16	Non-Matriculate
	TOTAL (High Assets)			1081.84	222.22	
	% of total of all candidates			32.5%	33.6%	
	AVERAGE (High Assets)			6.98	1.43	
	% of average of all candidates			272.6%	281.1%	

Candidates with High Liabilities (> Rs.50 lakhs)							
136 Candidates, Total Liabilities Rs.488.6 Cr, Avg = Rs.3.59 Cr; Total Assets = Rs.1692.8 Cr							
Const No.	Constituency Name	Candidate Name	Party	Total Assets (Rs. Crores)	Total liabilities (Rs. Crores)	Education	Won/ Lost
94	Bellary City	G.Somasekhara Reddy	BJP	29.21	19.01	M.Com	MLA
202	Mangalore City North	J.Krishna Palemar	BJP	27.58	16.14	Non-Matriculate	
183	Ramanagaram	M Rudresh	BJP	8.54	14.53	SSLC	
90	Vijayanagara	Anand Singh	BJP	57.34	7.37	PUC	MLA
154	Rajarajeshwari Nagar	Srinivas M	BJP	17.16	6.77	SSLC	MLA
118	Byndoor	K. Laxminarayana	BJP	17.78	3.99	ME	MLA
62	Gangawati	Paranna Munavalli	BJP	2.58	3.67	B.Sc	MLA
164	Gandhi Nagar	P C Mohan	BJP	14.94	3.43		
158	Hebbal	Katta Subramanya Naidu	BJP	12.50	3.34	NO EDUCATION	MLA
16	Bailhongal	Metgud Virupaxi (Jagadish) Channappa	BJP	0.57	2.74	B.Com	MLA
196	Hassan	H K Suresh	BJP	8.60	2.21	Dip	
138	Madhugiri	Dr G K Jayaram	BJP	0.82	2.16	MBBS	
149	Malur	Es En Krishnaiah	BJP	12.11	1.96	PUC	MLA
27	Devar Hipparagi	Basanagouda.R.Patil (Yatnal)	BJP	3.01	1.78	B.Com	
205	Bantval	Nagaraja Shetty B	BJP	3.14	1.67	B.Sc	
25	Hungund	Doddanagouda G Patil	BJP	6.02	1.64	PUC	MLA
132	Tumkur City	S Shivanna Sogadu	BJP	7.07	1.56	PUC, CPED	MLA
157	Malleswaram	Ashwath Narayan	BJP	5.55	1.35	SSLC	MLA
113	Shimoga	K S Eshvarappa	BJP	4.08	1.24	B.Com	MLA

Candidates with High Liabilities (> Rs.50 lakhs)							
136 Candidates, Total Liabilities Rs.488.6 Cr, Avg = Rs.3.59 Cr; Total Assets = Rs.1692.8 Cr							
Const No.	Constituency Name	Candidate Name	Party	Total Assets (Rs. Crores)	Total liabilities (Rs. Crores)	Education	Won/ Lost
89	Hagaribomanahalli	Knemarajanaik	BJP	1.73	1.07	BA	MLA
52	Aurad	Prabhuchavhan	BJP	1.97	1.07	PUC	MLA
28	Basavana Bagavadi	Bellubbi Sangappa Kallappa	BJP	2.19	0.95	SSLC	MLA
211	Krishnarajnagar	K C Putta Siddasetty	BJP	0.59	0.95		
116	Sorab	H Halappa	BJP	1.55	0.94	LLB	MLA
176	Bangalore South	M Krishnappa	BJP	16.73	0.89	SSLC	MLA
83	Shiggaon	Bommaibasavaraj	BJP	13.35	0.81	BVB	MLA
74	Hubli-Dharwad-West	Bellad Chandrakant Gurappa	BJP	5.48	0.77	SSLC	MLA
151	K R Pura	N S Nadieshareddy	BJP	36.25	0.64	PUC	MLA
208	Madikeri	Appachu (Ranjan)	BJP	0.52	0.63	PUC	MLA
119	Kundapura	Haladi Srinivas Shetty	BJP	0.66	0.58	B.Sc	MLA
224	Gundlupet	C S Niranjan Kumar	BJP	1.12	0.53		
120	Udupi	K. Raghupathy Bhat	BJP	1.90	0.52	Dip	MLA
217	Chamaraja	H S Shankaral Lingegowda	BJP	1.86	0.51	B.Sc	MLA
136	Sira	D C Nagabhushana	BSP	9.49	2.80	SSLC	
80	Sirsi	Ramnath Hegade	BSP	4.32	2.15	B.Sc	
192	Krishnarajpet	Naryanagowda	BSP	7.33	1.72	SSC,DHM	
112	Bhadravati	C Mahesh Kumar	BSP	0.74	1.49	BE	
81	Yellapur	Umesh Krishna Hegde	BSP	10.28	1.06	DMV	
169	Chickpet	Ananth L R	BSP	0.85	0.99	LLB	

Candidates with High Liabilities (> Rs.50 lakhs)							
136 Candidates, Total Liabilities Rs.488.6 Cr, Avg = Rs.3.59 Cr; Total Assets = Rs.1692.8 Cr							
Const No.	Constituency Name	Candidate Name	Party	Total Assets (Rs. Crores)	Total liabilities (Rs. Crores)	Education	Won/ Lost
54	Raichur	E.Anjaneyya	BSP	7.25	0.96	Matriculate	
44	Gulbarga Dakshin	Gulam Rabbani	BSP	2.61	0.68	B.Sc	
211	Krishnarajnagar	Dr S P Yoganna	BSP	22.76	0.66	MBBS, MD, FICA, FCCP	
89	Hagaribomanahalli	B Nagaraj	BSP	0.46	0.55	Not Given	
167	Vijaya Nagar	M Krishnappa	INC	147.88	69.85	B.Sc	MLA
94	Bellary City	Anil H.Lad	INC	177.99	35.75	Non-Matriculate	
120	Udupi	Pramod Madhwaraj	INC	23.97	25.69	PUC	
175	Bommanahalli	Kupendra Reddy D	INC	180.48	25.12		
90	Vijayanagara	Hr Gaviyappa	INC	1.92	13.36	PUC	
157	Malleswaram	M R Seetharam	INC	109.80	13.29	B.Sc	
22	Bilgi	Ajaykumar Saranayak	INC	21.25	8.73	PUC	
27	Devar Hipparagi	A.S.Patil (Nadahalli)	INC	16.06	8.72	M.Sc	MLA
80	Sirsi	Naik Raveendranathnaray	INC	0.89	8.12	MA	
107	Davangere South	S Shivashankarappa	INC	49.98	5.78	Matriculate	MLA
29	Babaleswar	M.B.Patil	INC	19.46	4.63	BE	MLA
187	Maddur	D C Thammanna	INC	68.24	4.58	BE	
73	Hubli-Dharwad-Central	Munavalli Shankranna Ishwarappa	INC	3.52	3.85	SSLC	
10	Yemkanmardi	Jarkiholi Satish Laxmanrao	INC	16.78	3.63	PUC	MLA
185	Channapatna	C P Yogeshwara	INC	3.52	3.38	B.Sc	MLA
211	Krishnarajnagar	H Adaguru Vishwanath	INC	3.28	3.28	LLB	

Candidates with High Liabilities (> Rs.50 lakhs)							
136 Candidates, Total Liabilities Rs.488.6 Cr, Avg = Rs.3.59 Cr; Total Assets = Rs.1692.8 Cr							
Const No.	Constituency Name	Candidate Name	Party	Total Assets (Rs. Crores)	Total liabilities (Rs. Crores)	Education	Won/ Lost
212	Hunsur	H P Manjunath	INC	5.99	3.05		MLA
184	Kanakapura	D K Shivakumar	INC	29.56	2.93	MA	MLA
81	Yellapur	Shivram Mahabaleshwarh	INC	7.35	2.82	Non-Matriculate	
172	Btm Layout	Ramalinga Reddy	INC	8.65	2.34		MLA
136	Sira	T B Jaya Chandra	INC	6.00	2.11	LLB	MLA
219	Varuna	Siddaramaiah	INC	6.94	2.00	LLB	MLA
201	Moodabidri	K.Abhayachandra	INC	2.03	1.94	Dip	MLA
158	Hebbal	H M Revanna	INC	4.92	1.85	B.Sc	
151	K R Pura	A Krishnappa	INC	0.83	1.64	B.Com	
86	Hirekerur	Patil Basavangouda Channa Basavangouda	INC	3.55	1.43	BA	MLA
68	Nargund	Patil Shiddlingangouda Shiddanagouda	INC	1.30	1.37	Matriculate	
75	Kalghatgi	Santosh S Lad	INC	56.08	1.34	B.Com	MLA
108	Mayakonda	Dr. Y. Ramappa	INC	2.12	1.15	PhD	
122	Karkal	H. Gopal Bhandary	INC	0.38	1.14	Matriculate	MLA
116	Sorab	S Kumar Bangarappa	INC	5.56	1.11	BA	
171	Padmanabanagar	Dr B Gurappa Naidu	INC	31.51	1.09	PhD	
118	Byndoor	K. Gopala Poojary	INC	2.52	1.08	Matriculate	
44	Gulbarga Dakshin	Basavaraj Bhimalli	INC	5.87	1.06	MA	
198	Arkalgud	A Manju	INC	6.01	1.04	LLB	MLA
152	Byatarayanapura	Krishna Byre Gowda	INC	2.01	1.03	MA	MLA
12	Belgaum Dakshin	Patil Sambhaji Laxman	INC	7.91	0.98	Non-matriculate	

Candidates with High Liabilities (> Rs.50 lakhs)							
136 Candidates, Total Liabilities Rs.488.6 Cr, Avg = Rs.3.59 Cr; Total Assets = Rs.1692.8 Cr							
Const No.	Constituency Name	Candidate Name	Party	Total Assets (Rs. Crores)	Total liabilities (Rs. Crores)	Education	Won/ Lost
77	Karwar	Asnotikaranandvasant	INC	6.70	0.96	B.Com	MLA
192	Krishnarajpet	K B Chandrashekar	INC	4.08	0.96	SSLC	MLA
170	Basavanagudi	K Chandrashekar	INC	4.91	0.95	B.Com	
176	Bangalore South	Sadananda M	INC	0.88	0.93	SSLC	
173	Jayanagar	M Suresh	INC	1.93	0.92		
28	Basavana Bagavadi	Shivanand Patil	INC	2.00	0.91	Dip	
139	Gauribidanur	Shivashankara Reddy N H	INC	0.53	0.68	B.Sc	MLA
24	Bagalkot	Meti Hullappa Yamanappa	INC	1.82	0.67	Non-matriculate	
148	Kolar	K Srinivasagowda	INC	0.80	0.64	B.Sc	
84	Haveri	Sharadajagadeeshbetageri	INC	0.53	0.59	Non-Matriculate	
154	Rajarajeshwari Nagar	P N Krishnamurthy	INC	4.65	0.57	SSLC	
51	Bhalki	Eshwarabhimannakhandre	INC	1.50	0.54	BE	MLA
138	Madhugiri	Kyathasandra N Rajanna (Kn Rajana)	INC	5.43	0.52	LLB	
183	Ramanagaram	H D Kumaraswamy	JD(S)	30.20	25.69	B.Sc	MLA
173	Jayanagar	Narayanaraju K	JD(S)	17.98	11.96	DCE	
211	Krishnarajnagar	S R Mahesh	JD(S)	21.64	2.79	B.Sc	MLA
48	Homnabad	Meerajuddinpatel	JD(S)	1.40	2.66	MA	
105	Harihar	H. Shivappa	JD(S)	4.87	1.98	LLB	

Candidates with High Liabilities (> Rs.50 lakhs)							
136 Candidates, Total Liabilities Rs.488.6 Cr, Avg = Rs.3.59 Cr; Total Assets = Rs.1692.8 Cr							
Const No.	Constituency Name	Candidate Name	Party	Total Assets (Rs. Crores)	Total liabilities (Rs. Crores)	Education	Won/ Lost
62	Gangawati	Iqbal Ansari	JD(S)	9.10	1.98	PUC	
220	T Narasipur	M C Sunsareshan	JD(S)	4.73	1.96	MBA	
29	Babaleshwar	Vijugouda Patil	JD(S)	1.47	1.85	BA	
149	Malur	R Prabhakar	JD(S)	0.15	1.70	BA	
177	Anekal	K M Muniyappa	JD(S)	2.93	1.50	ITI	
147	Bangarpet	V Sheshu	JD(S)	0.41	1.32		
208	Madikeri	K N Vasanth	JD(S)	1.07	1.31	B.Sc	
156	Mahalaxmi Layout	K Gopalaiah	JD(S)	3.37	1.01	B.Sc	
182	Magadi	H C Balakrishna	JD(S)	6.30	1.00	MBBS	MLA
3	Athani	Butali Sadashiv Kedari	JD(S)	2.25	0.97	Non-matriculate	
131	Kunigal	D Nagarajaiah	JD(S)	10.33	0.93	PUC	
45	Gulbarga Uttar	Suresh Mahagaonkar	JD(S)	1.55	0.91	SSLC	
107	Davangere South	Hs Nagaraj	JD(S)	1.64	0.86	PUC	
219	Varuna	H.V. Krishnaswamy	JD(S)	1.67	0.85	PhD	
178	Hosakote	N Kumar	JD(S)	2.66	0.82	B.Sc	
6	Raybag	Balasab Shamrao Waddar	JD(S)	0.98	0.79	NOT GIVEN	
221	Hanur	P Vishnu Kumar	JD(S)	0.75	0.72	Dip	
193	Sharavanabelagola	C S Puttegowda	JD(S)	4.16	0.71	MA	MLA
205	Bantval	K.M.Ibrahim	JD(S)	12.58	0.70	BA	
150	Yelahanka	Krishnappa E	JD(S)	1.35	0.63	SSLC	
188	Melukote	C S Puttaraju	JD(S)	2.91	0.58	PUC	MLA
218	Narasimharaja	S Nagaraju (Sandesh)	JD(S)	6.68	0.57	B.Sc	

Candidates with High Liabilities (> Rs.50 lakhs)							
136 Candidates, Total Liabilities Rs.488.6 Cr, Avg = Rs.3.59 Cr; Total Assets = Rs.1692.8 Cr							
Const No.	Constituency Name	Candidate Name	Party	Total Assets (Rs. Crores)	Total liabilities (Rs. Crores)	Education	Won/ Lost
209	Virajpet	C S Arun Machiah	JD(S)	2.00	0.56	PUC	
23	Badami	Ningappa Basappa Bannur	JD(S)	1.35	0.54	MA	
9	Gokak	Ashok Ningayya Pujari	JD(S)	1.39	0.51	LLB	
4	Kagwad	Srimant Balasaheb Patil	JD(S)	0.00	0.50	B.Sc	
100	Hiriyur	D.Sudhakara	IND	13.56	2.21	(B.Com.)	MLA
99	Chitradurga	S.Shivaprakash	JD(U)	1.85	1.18	BE	
186	Malavalli	B. Somashekar	JD(U)	2.78	0.81	SSLC	
158	Hebbal	Mallikarjun S Bommai	JD(U)	4.50	0.52	BE	
223	Chamarajnagar	Vatal Nagaraj	KCVP	2.48	0.70	SSLC SSC	
12	Belgaum Dakshin	Prakash Ramchandra Shirolkar	SHS	3.05	0.64	B.Ed	
116	Sorab	S Madhubangarappa	SP	15.38	5.01	BA	
80	Sirsi	Bheeman Nanaik	SP	3.24	1.16	Non-Matriculate	
33	Sindgi	Hiremath N.S	SP	1.77	1.14	LLB	
79	Bhatkal	Yashodaranappa Naik	SP	12.29	0.68	Matriculate	
201	Moodabidri	D.R. Raju Poojary	SP	2.00	0.58	Dip	
54	Raichur	Muniyappa Muddappa	SP	1.59	0.57	BA	
	TOTAL			1692.81	488.61		

Karnataka Election Watch Committee

Assembly Elections 2008

Financial Background

Candidates with High Declared Asset Increase from 2004 and 2008

**Candidates with Very High Rise in Assets(> Rs. 5 Cr): Total -36 Candidates.
Assets in 2004: Rs.104.0 Cr; Assets in 2008: Rs.933.0 Cr ;
Increase: Rs.829.0 Cr; % Increase: 797%; Avg Increase/Cand: Rs.23 Cr**

S.No	Cons No	Constituency	Candidate Name	Party	Assets in 2004	Assets in 2008	Increase in Assets	Percentage Increase	MLA
1	154	Rajarajeshwari Nagar	<u>Srinivas M</u>	BJP	5.50	52.94	47.440	862.9	MLA
2	202	Mangalore City North	<u>J Krishna Palemar</u>	BJP	14.86	27.57	12.715	85.6	MLA
3	118	Byndoor	<u>K Laxminaravana</u>	BJP	4.84	17.78	12.940	267.6	MLA
4	164	Gandhi Nagar	P C Mohan	BJP	3.50	14.94	11.441	326.8	
5	158	Hebbal	<u>Katta Subramanya Naidu</u>	BJP	2.57	12.50	9.931	385.9	MLA
6	149	Malur	<u>S N Krishnaiah Setty</u>	BJP	1.28	10.37	9.088	711.4	MLA
7	171	Padmanabanagar	<u>R Ashok</u>	BJP	0.37	10.06	9.686	2604.7	MLA
8	132	Tumkur City	<u>S Shivanna Sogadu</u>	BJP	0.35	7.07	6.720	1918.8	MLA
9	99	Chitradurga	G S Manjunatha	BJP	0.24	5.37	5.125	2125.6	
10	215	Chanundeshwari	D T Jayakumar	BSP	1.39	10.43	9.039	652.2	
11	94	Bellary City	Anil H Lad	INC	7.07	172.72	165.651	2343.2	
12	76	Haliyal	Deshpande Raghunath Vish	INC	5.31	116.30	110.990	2091.9	
13	187	Maddur	D C Thammanna	INC	5.71	59.59	53.885	944.5	
14	75	Kalghatgi	<u>Santosh S Lad</u>	INC	3.93	56.08	52.142	1325.2	MLA
15	107	Davangere South	<u>S Shivashankarappa</u>	INC	20.76	50.15	29.389	141.6	MLA
16	9	Gokak	<u>Jarkiholi Ramesh Laxman Rao</u>	INC	3.57	39.87	36.295	1016.1	MLA
17	120	Udupi	Pramod Madhwaraj	INC	2.81	23.97	21.154	752.4	
18	22	Bilgi	Ajaykumar Saranayak	INC	0.93	21.25	20.314	2181.5	
19	164	Gandhi Nagar	Dinesh Gundu Rao	INC	0.06	20.34	20.271	31526.0	
20	181	Nelamangala	Anjanna Murthy	INC	0.11	10.65	10.549	9951.4	
21	172	BTM Layout	<u>Ramalinga Reddy</u>	INC	1.67	8.65	6.985	419.3	MLA
22	8	Arabhavi	Koujalagi Veeranna Shivalingappa	INC	1.99	8.17	6.175	309.9	
23	12	Belgaum Dakshin	Patil Sambhaji Laxman	INC	1.59	7.91	6.320	397.4	
25	45	Gulbarga Uttar	<u>Qamarul Islam</u>	INC	0.81	7.10	6.287	772.0	MLA
26	219	Varuna	<u>Siddaramaiah</u>	INC	0.82	6.94	6.124	748.3	MLA
27	99	Chitradurga	G H Thippareddy	INC	0.46	6.23	5.768	1248.5%	
28	205	Bantval	K M Ibrahim	JD(S)	1.10	12.58	11.472	1038.5	

**Candidates with Very High Rise in Assets(> Rs. 5 Cr): Total -36 Candidates.
Assets in 2004: Rs.104.0 Cr; Assets in 2008: Rs.933.0 Cr ;
Increase: Rs.829.0 Cr; % Increase: 797%; Avg Increase/Cand: Rs.23 Cr**

S.No	Cons No	Constituency	Candidate Name	Party	Assets in 2004	Assets in 2008	Increase in Assets	Percentage Increase	MLA
29	62	Gangawati	Iqbal Ansari	JD(S)	1.01	9.10	8.092	804.7	
30	183	Ramanagaram	<u>H D Kumaraswamy</u>	JD(S)	3.67	52.58	48.902	1331.0	MLA
31	211	Krishnarajnagar	<u>S R Mahesh</u>	JD(S)	1.60	21.64	20.042	1251.4	MLA
32	197	Holenarasipur	<u>H D Revanna</u>	JD(S)	1.73	9.54	7.814	452.0	MLA
33	192	Krishnarajpet	Krishna	JD(S)	0.56	7.94	7.372	1307.9	
34	182	Magadi	<u>H C Balakrishna</u>	JD(S)	0.64	6.30	5.659	888.8	MLA
35	179	Devanahalli	G Chandranna	JD(S)	0.25	5.65	5.404	2187.7	
36	116	Sorab	S Madhu Bangarappa	SP	0.94	15.38	14.440	1532.0	
TOTAL		Number of Candidates = 36	Average Increase = Rs. 23.03 Cr		104.00	933.01	829.01	797.1	

Karnataka Election Watch Committee

Assembly Elections 2008

Criminal Background

of MLAs

Crime, Constituencies and Winners					
No. of cand with Criminal Record	No of Const.	Constituencies	Winners with Crime Rec	Winners without Crime Rec	% Clean Winners
0	110	There are 110 Constituencies with no candidates having a criminal case	0	110	100.0%
1	94	There are 94 Constituencies with one candidate having a criminal case	27	67	71.3%
2	15	12 Belgaum, 51 Bhalki , 54 Raichur, 94 Bellary City, 96 Kudligi , 99 Chitradurga , 112 Bhadravati , 114 Tirthahalli, 153 Yeshwantpura, 162 Shivajinagar, 163 Shanti Nagar, 185 Channapatna, 199 Sakleshpura, 208 Madikeri, 218 Narasimharaja	9	6	40.0%
3	4	58 Sindhanur, 113 Shimoga, 151 K R Pura, 184 Kanakapura	3	1	25.0%
4	1	110 Honnali,	1	0	0.0%
Total	224		40	184	82.1%
Murder or attempt to murder cases :-					
Const. with one candidate	17	8 Arabhavi, 9 Gokak, 10 Yemkanmardi, 21 Jamkhandi, 90 Vijayanagara, 93 Bellary, 109 Channagiri, 141 Chikkaballapur, 144 Srinivaspur, 150 Yelahanka, 156 Mahalaxmi Layout, 160 Sarvagnanagar, 162 Shivajinagar, 184 Kanakapura, 197 Holenarasipur, 211 Krishnarajnagar, 218 Narasimharaja	5	12	70.6%
Const. with two candidates	4	51 Bhalki , 96 Kudligi , 99 Chitradurga , 112 Bhadravati	3	1	25.0%

Where people had a choice among the major party candidates, they have rejected candidates with criminal records. For instance, only 28.7% candidates with criminal record in constituencies with one charge-sheeted candidate won whereas 72.3% clean candidates won. It is only in constituencies with two or more charge-sheeted candidates that more of them won.

BJP MLAs with crime records (25): MLAs with Murder or Attempt to murder cases: 3. Total Assets Rs.168.1 crores, Avg. Assets Rs. 6.72 crores. Total Liabilities Rs.16.2 crores, Avg. Liabilities Rs.0.65 crores							
Con No	Constituency	Candidate Name	Party	Details of Criminal record	IPC Code descriptions	Total Assets	Total liabilities
90	Vijayanagara	Anand Singh	BJP	143,147,148,323,324,504,506,448,427,149,U/S 307 IPC U/S 323 U/S 504,506	Attempt to murder , Rioting armed with deadly weapon, Voluntarily causing hurt by dangerous weapons or means, Punishment for unlawful assembly, Rioting, Voluntarily causing hurt., Intentional insult with intent to provoke breach of the peace, Criminal intimidation, house-trespass, Mischief causing damage to the amount of fifty rupees, Member of unlawful assembly guilty of offence committed in prosecution of common object,	57.34	7.37
93	Bellary	B.Sreeramulu	BJP	C No 182/07 C No185/07 C No183/07 168/07 C No112/07 U/S 171E IPC CC No 2318/08 CNo 171(E) IPC C.C No219/08 CNO 71/07 C No40/08 U/S 143,147,148, 504, 323, 324, 307, 395, 341, 342, R/W 149 SEC 25 27	Attempt to Murder, Dacoity , Wrongful restraint, Wrongful confinement, Unlawful assembly, Rioting, Rioting, armed with deadly weapon, Intentional insult with intent to provoke breach of the peace, Voluntarily causing hurt, Voluntarily causing hurt by dangerous weapons or means,	6.09	0.00

BJP MLAs with crime records (25): MLAs with Murder or Attempt to murder cases: 3. Total Assets Rs.168.1 crores, Avg. Assets Rs. 6.72 crores. Total Liabilities Rs.16.2 crores, Avg. Liabilities Rs.0.65 crores							
Con No	Constituency	Candidate Name	Party	Details of Criminal record	IPC Code descriptions	Total Assets	Total liabilities
96	Kudligi	B.Nagendra	BJP	C NO 182/07 U/S 143, 147, 148, 504, 323, 324, 307, 395, 341, 342, R/W 149, and SEC 25&27	Attempt to Murder, Dacoity, Wrongful restraint, Wrongful confinement, Unlawful assembly, Rioting, Rioting, armed with deadly weapon, Intentional insult with intent to provoke breach of the peace, Voluntarily causing hurt, Voluntarily causing hurt by dangerous weapons or means	2.19	0.04
149	Malur	ES EN Krishnaiah	BJP	(1) No 697/2001 IPC 405, 420, (2) Crime No 48/2008, U/S 171 (E) IPC & 123 (1) (E) R.P. Act, (3) Crime No 49/2008 U/S 171 (E) IPC & 123 (1) (E) R.P. Act, (4) Crime No 51/2008, U/S 171 (E) IPC & 123 (1) (E) R.P. Act, (5) Crime No 52/2008 U/S 171 (E) IPC & 123 (1) (E) R.P. Act, (6) Crime No 53/2008 U/S 171 (E) IPC & 123 (1) (E) R.P. Act, (7) Crime No	(1) Criminal breach of trust; Cheating and dishonestly inducing delivery of property; (2-7) bribery; Sec. 123 (1) (E) of Representation of Peoples Act; (8) Sec. 3 of Kar. Open Places (Prevention of Disfigurement) Act; (9) bribery; Sec. 123 (1) (A) (Corrupt Practices & Bribery) of Representation of Peoples Act (unauthorised disfigurement by advertisement); (10) criminal conspiracy; R/w Criminal breach of trust by public servant, or by banker, merchant or agent; cheating by personation; Cheating and dishonestly inducing delivery of property; Forgery of valuable security, will, etc.; Using as genuine a forged document or	12.11	1.96

BJP MLAs with crime records (25): MLAs with Murder or Attempt to murder cases: 3.
Total Assets Rs.168.1 crores, Avg. Assets Rs. 6.72 crores.
Total Liabilities Rs.16.2 crores, Avg. Liabilities Rs.0.65 crores

Con No	Constituency	Candidate Name	Party	Details of Criminal record	IPC Code descriptions	Total Assets	Total liabilities
				54/2008 U/S 171 (E) IPC & 123 (1) (E) R.P. Act, (8) Crime No 92/2008, Disfigurement Act 1981 & CrPC 42(1), (9) Crime No 98/2008, U/S 171 (E) IPC & 123 (1) (E) R.P. Act, (10) C.B.I. CRNO RC3 (E) 2008 U/S 120 B R/W SEC 409, 419, 420, 467 & 471 IPC 13(2) R/W 13(1)(d) of PC Act	electronic record; Sec. 13 (2) R/w 13(1) (d) of Prevention of Corruption Act.		
151	K R Pura	N S Nandieshareddy	BJP	SEC 332,143,147,427, read with IPC sec 149, CR NO 13/2003; CC # 1/2004 in Cr.No.13/2003	Voluntarily causing hurt to deter public servant from his duty, Unlawful assembly, Rioting, Member of unlawful assembly guilty of offence committed in prosecution of common object, Mischief causing damage	36.25	0.64

BJP MLAs with crime records (25): MLAs with Murder or Attempt to murder cases: 3. Total Assets Rs.168.1 crores, Avg. Assets Rs. 6.72 crores. Total Liabilities Rs.16.2 crores, Avg. Liabilities Rs.0.65 crores							
Con No	Constituency	Candidate Name	Party	Details of Criminal record	IPC Code descriptions	Total Assets	Total liabilities
32	Indi	Dr Bagali Sarvabhoom Satagouda	BJP	CC NO 124/94 U/S 420 468 471 201 IPC	Cheating and dishonestly inducing delivery of property, Forgery for purpose of cheating, Using as genuine a forged document or electronic record, Causing disappearance of evidence of offence, or giving false information to screen offender	8.08	0.04
132	Tumkur City	S Shivanna Sogadu	BJP	CC 1529/2000 (III JMFC Tumkur) , IPC 500	defamation	7.07	1.56
169	Chickpet	Hemachandra Sagar D	BJP	Section 24(E), (G) (G) ,(H), read with section 51 (1) OF Wildlife Protection Act 1972 and section 37,31,32,35(6) and 2(II) , 3(A) of Karnataka Forest Act 1963 and section 24(G), (h), (j) 73 (D) of Karnataka Act 1963. CC No 2133/2007		6.78	0.00

**BJP MLAs with crime records (25): MLAs with Murder or Attempt to murder cases: 3.
Total Assets Rs.168.1 crores, Avg. Assets Rs. 6.72 crores.
Total Liabilities Rs.16.2 crores, Avg. Liabilities Rs.0.65 crores**

Con No	Constituency	Candidate Name	Party	Details of Criminal record	IPC Code descriptions	Total Assets	Total liabilities
113	Shimoga	K S Eshvarappa	BJP	1) CC 715\2000 U\S 143, 147, 148, 332, 427, 353	unlawful assembly, Rioting, Rioting, armed with deadly weapon, Voluntarily causing hurt to deter public servant from his duty, Mischief causing damage, Assault or criminal force to deter public servant from discharge of his duty	4.08	1.24

**BJP MLAs with crime records (25): MLAs with Murder or Attempt to murder cases: 3.
Total Assets Rs.168.1 crores, Avg. Assets Rs. 6.72 crores.
Total Liabilities Rs.16.2 crores, Avg. Liabilities Rs.0.65 crores**

Con No	Constituency	Candidate Name	Party	Details of Criminal record	IPC Code descriptions	Total Assets	Total liabilities
84	Haveri	Olekarneharuchannabas appa	BJP	1. CC NO 541/03 U/S143 147 148 341 427 109 504 506 149 2. RTO KA 27/1517/0809 3. CC NO 101/2004 U/S 143, 147, 323, 324, 332,333, 353, R/W 149	1. Unlawful assembly, Rioting, Rioting armed with deadly weapon, Wrongful restraint, Mischief causing damage to the amount of fifty rupees, Abetment if the act abetted is committed in consequence, and where no express provision is made for its punishment, Intentional insult with intent to provoke breach of the peace, Criminal intimidation, Member of unlawful assembly guilty of offence committed in prosecution of common object 3. Unlawful assembly, Rioting, Voluntarily causing hurt., Voluntarily causing hurt by dangerous weapons or means, Voluntarily causing hurt to deter public servant from his duty, Voluntarily causing grievous hurt to deter public servant from his duty, Assault or criminal force to deter public servant from discharge of his duty, R/W Member of unlawful assembly guilty of offence committed in prosecution of common object	2.18	0.38
52	Aurad	Prabhuchavhan	BJP	CC. 314/2000		1.97	1.07

BJP MLAs with crime records (25): MLAs with Murder or Attempt to murder cases: 3. Total Assets Rs.168.1 crores, Avg. Assets Rs. 6.72 crores. Total Liabilities Rs.16.2 crores, Avg. Liabilities Rs.0.65 crores							
Con No	Constituency	Candidate Name	Party	Details of Criminal record	IPC Code descriptions	Total Assets	Total liabilities
120	Udupi	K. Raghupathy Bhat	BJP	CC5308/05, IPC143, 147, 149, 427	Unlawful assembly, Rioting, Member of unlawful assembly guilty of offence committed in prosecution of common object, Mischief causing damage to the amount of fifty rupees	1.90	0.52
174	Mahadevapura	Arvind Limbavali	BJP	CC NO.32/2004 SEC. 29(J)(a)	KARANATAKA SALES TAX ACT...NON SUBMISSION OF RETURN	1.67	0.25
44	Gulbarga Dakshin	Chandrashekhar Patil Revoor	BJP	115/04, 341, 323, 504, R/W SEC. 34 IPC	wrongful restraint, Voluntarily causing hurt, Intentional insult with intent to provoke breach of the peace	1.66	0.33
125	Chikmagalur	C.T Ravi	BJP	1)CC.2017/03 143, 145, 153A, 501, R/W 1149, IPC 2)CC2119/03 143,144,145,147,148, 504, R/W 149,IPC3)SC 8/05, 3(1)(10)SC ST ACT323 R/W 341,IPC 4)CC 4277/03 143,504,153A,295 A R/W 149IPC 5) CC5195/03 153A R/W34IPC	Rioting, Joining unlawful assembly armed with deadly weapon, Joining or continuing in unlawful assembly, knowing it has been commanded to disperse, Promoting enmity between different groups on grounds of religion, race, place of birth, residence, language, etc., and doing acts prejudicial to maintenance of harmony, Printing or engraving matter known to be defamatory, Intentional insult with intent to provoke breach of the peace	1.63	0.46

BJP MLAs with crime records (25): MLAs with Murder or Attempt to murder cases: 3. Total Assets Rs.168.1 crores, Avg. Assets Rs. 6.72 crores. Total Liabilities Rs.16.2 crores, Avg. Liabilities Rs.0.65 crores							
Con No	Constituency	Candidate Name	Party	Details of Criminal record	IPC Code descriptions	Total Assets	Total liabilities
106	Davangere North	S A Ravindranath	BJP	1) CC 618/06 IPC 499, 500, 501, 502. 2) CC 56/07 IPC 499	1) Defamation, Printing or engraving matter known to be defamatory, Sale of printed or engraved substance containing defamatory matter, 2) Defamation	1.62	0.02
209	Virajpet	K G Bopaiah	BJP	FIR 0089/2007, IPC 143,147,341,427, IPC 147. FIR 408/05, 143, 147, 341, 427 IPC 149	Unlawful assembly; Rioting; Wrongful restraint; Mischief causing damage to the amount of Rs.50/-;	1.41	0.03
24	Bagalkot	Charantimath Viranna Chandrashekarayya.	BJP	P.S CR NO. 235/04 SC NO. 33/2007 U/S 143, 147, 148, 336, 353, 395,325, 324, 511, R/W SEC 149 IPC	Dacoity , unlawful assembly, Rioting, Rioting armed with deadly weapon, Act endangering life or personal safety of others, Assault or criminal force to deter public servant from discharge of his duty, Voluntarily causing grievous hurt., Voluntarily causing hurt by dangerous weapons or means, Attempting to commit offences punishable with imprisonment for life or other imprisonment R/W Member of unlawful assembly guilty of offence committed in prosecution of common object	1.26	0.00

**BJP MLAs with crime records (25): MLAs with Murder or Attempt to murder cases: 3.
Total Assets Rs.168.1 crores, Avg. Assets Rs. 6.72 crores.
Total Liabilities Rs.16.2 crores, Avg. Liabilities Rs.0.65 crores**

Con No	Constituency	Candidate Name	Party	Details of Criminal record	IPC Code descriptions	Total Assets	Total liabilities
110	Honnali	M P Renukacharyya	BJP	CC621/05,CC763/06,CC457/04,CC489/04,CC466/04,CC281/07,CR 21/08,CC12780/07, IPC 186, 353, 225, 504,506,341,323,504,506 R/W 34,,341, 504, 506,R/ W 34, 149,143, 447, 353, 342, 341R/W 149, 143, 448,1 86, 353 R/W 149, 143, 144, 145, 147.148,188,427,33 7,504,506 R/W 149,IPC and 171B,171E,202 R P Act	Obstructing public servant in discharge of public functions, Assault or criminal force to deter public servant from discharge of his duty, Resistance or obstruction to lawful apprehension of another person, Intentional insult with intent to provoke breach of the peace, Criminal intimidation, Wrongful restraint, Voluntarily causing hurt.	0.77	0.00
121	Kapu	Lalaji R. Mendon	BJP	CR 74/05, U/S 143,147,353,R/W 149,IPC	Unlawful assembly, Rioting, Member of unlawful assembly guilty of offence committed in prosecution of common object, Assault or criminal force to deter public servant from discharge of his duty	0.58	0.15

BJP MLAs with crime records (25): MLAs with Murder or Attempt to murder cases: 3.
Total Assets Rs.168.1 crores, Avg. Assets Rs. 6.72 crores.
Total Liabilities Rs.16.2 crores, Avg. Liabilities Rs.0.65 crores

Con No	Constituency	Candidate Name	Party	Details of Criminal record	IPC Code descriptions	Total Assets	Total liabilities
33	Sindgi	Bhusanur Ramesh Balappa	BJP	CC NO 137/2006 U/S 143, 147, 447, 336, 332, 353, 109, 324, 427, 506 R/W 149 IPC	Unlawful assembly, Rioting, criminal trespass, Act endangering life or personal safety of others, Voluntarily causing hurt to deter public servant from his duty, Assault or criminal force to deter public servant from discharge of his duty, Abetment if the act abetted is committed in consequence, and where no express provision is made for its punishment, Voluntarily causing hurt by dangerous weapons or means, Mischief causing damage, Criminal intimidation R/W Member of unlawful assembly guilty of offence committed in prosecution of common object	0.38	0.05
133	Tumkur Rural	B Suresh Gowda	BJP	CR 256/06 CC 702/07, CR 209/06 CC 753/07, CR 262/06 CC 705/07	IPC details not available	3.91	0.00
12	Belgaum Dakshin	Abhay Patil	BJP	PS Cr NO. 1823/06 CC # 143/07 U/S 174, 146, 145, 147	Non-attendance in obedience to an order from public servant, Rioting, Joining or continuing in unlawful assembly, knowing it has been commanded to disperse,	3.75	0.07

BJP MLAs with crime records (25): MLAs with Murder or Attempt to murder cases: 3. Total Assets Rs.168.1 crores, Avg. Assets Rs. 6.72 crores. Total Liabilities Rs.16.2 crores, Avg. Liabilities Rs.0.65 crores							
Con No	Constituency	Candidate Name	Party	Details of Criminal record	IPC Code descriptions	Total Assets	Total liabilities
153	Yeshvanthapur	Shobha Karandlaje	BJP	CC NO 718/2004, 143,147,148,504,32 4,506 R/W of IPC, CP NO 3832/2006	Unlawful assembly, rioting armed with deadly weapon, Intentional insult with intent to provoke breach of the peace, causing hurt by dangerous weapons or means, criminal intimidation	3.33	0.00
216	Krishanraja	S A Ramadass	BJP	CC392/07,CC879/07, IPC147&174, IPC 355&147	2 counts of Rioting, Non-attendance in obedience to an order from public servant, Assault or criminal force with intent to dishonour person, otherwise than on grave provocation	0.09	0.00
	TOTAL					168.11	16.17

JD(S) MLAs with crime records (7): MLAs with Murder or Attempt to murder cases: 2.
Total Assets Rs.30.93 crores, Avg. Assets Rs. 3.87 crores.
Total Liabilities Rs.3.12 crores, Avg. Liabilities Rs.0.39 crores

Con No	Const	Candidate Name	Party	Details of Criminal record	IPC Code descriptions	Total Assets	Total liabilities
211	Krishnarajnagar	S R Mahesh	JD(S)	106/ 08 IPC 307	Attempt to Murder	21.64	2.79
8	Arabhavi	Balachandra Laxmanrao Jarakiholi	JD(S)	CCNO. 83/90, PS CrNO. 172/88 144, 147, 148, 364, 307, 379, 201R/W, 149, IPC, SEC 25,30,29 OF ARMS ACT	Attempt to murder, Kidnapping or abducting in order to murder, Rioting armed with deadly weapon, Theft, Joining unlawful assembly armed with deadly weapon, Rioting, Causing disappearance of evidence of offence, or giving false information to screen offender R/W Member of unlawful assembly guilty of offence committed in prosecution of common object & SEC 25,30,29 OF ARMS ACT	5.64	-
99	Chitradurga	Basavarajan	JD(S)	1) 239/95, 500, 501, 502 2) CC 918/94 500, 501, 502	2 counts of Defamation, Printing or engraving matter known to be defamatory, Sale of printed or engraved substance containing defamatory matter	0.31	-
187	Maddur	M S Siddaraju	JD(S)	1) 751/03 AND 617/03. IPC 353,342,504,506 (2) IPC 143,341,342,504,353 JMFC Maddur	Assault or criminal force to deter public servant from discharge of his duty; Punishment for wrongful Confinement; Intentional insult with intent to provoke breach of the peace; Assault or criminal force to deter public servant from discharge of his duty;	0.47	0.07
168	Chamrajpet	B Z Zameer Ahmed Khan	JD(S)	CC 15036/2002, 468, 471, 420, R/W 34IPC		0.38	-
58	Sindhanur	Nadagouda Venkatrao	JD(S)	CC 257/06, IPC 171(B), 1361(E), 2(B)	Bribery,	1.88	0.12

JD(S) MLAs with crime records (7): MLAs with Murder or Attempt to murder cases: 2. Total Assets Rs.30.93 crores, Avg. Assets Rs. 3.87 crores. Total Liabilities Rs.3.12 crores, Avg. Liabilities Rs.0.39 crores							
Con No	Const	Candidate Name	Party	Details of Criminal record	IPC Code descriptions	Total Assets	Total liabilities
135	Gubbi	S R Srinivas	JD(S)	CC 562/08, IPC 143,147,323, 448,355,506 IPC 149	unlawful assembly; rioting; voluntarily causing hurt; house-trespass; Assault or criminal force with intent to dishonour person, otherwise than on grave provocation; criminal intimidation; R/w unlawful assembly guilty of offence committed in prosecution of common object	0.61	0.14
	TOTAL					30.93	3.12

Congress (INC) MLAs with crime records (8): MLAs with Murder or Attempt to murder cases: 3.
Total Assets Rs.34.80 crores, Avg. Assets Rs. 4.35 crores.
Total Liabilities Rs.9.14 crores, Avg. Liabilities Rs.1.14 crores

Cons No	Constituency	Candidate Name	Party	Details of Criminal record	IPC Code descriptions	Total Assets	Total Liabilities
10	Yemkanmardi	Jarkiholi Satish Laxmanrao	INC	CC # 1508/02, SEC 83/90, P[S Cr NO. 172/88 U/S 144, 147, 148, 364, 307, 379, 404, 302, 120B, 201, R/W SEC 149, IPC AND SEC 25, 30 29 OF ARMS ACT	Murder, Attempt to murder, Kidnapping or abducting in order to murder, Theft, Joining unlawful assembly armed with deadly weapon, Rioting, Rioting, armed with deadly weapon, Dishonest misappropriation of property possessed by deceased person at the time of his death, Criminal conspiracy, Causing disappearance of evidence of offence, or giving false information to screen offender R/W Member of unlawful assembly guilty of offence committed in prosecution of common object & SEC 25,30,29 OF ARMS ACT	16.78	3.63
218	Narasimharaja	Tanveer Sait	INC	CR68/2008, 143,145,147,148,324,325,307 R/W SEC 149 IPC	Attempt to murder; Unlawful assembly; Joining or continuing in unlawful assembly, knowing it has been commanded to disperse; Rioting; Rioting, armed with deadly weapon; Voluntarily causing hurt by dangerous weapons or means; Voluntarily causing grievous	4.01	0.33

Congress (INC) MLAs with crime records (8): MLAs with Murder or Attempt to murder cases: 3. Total Assets Rs.34.80 crores, Avg. Assets Rs. 4.35 crores. Total Liabilities Rs.9.14 crores, Avg. Liabilities Rs.1.14 crores							
Cons No	Constituency	Candidate Name	Party	Details of Criminal record	IPC Code descriptions	Total Assets	Total Liabilities
					hurt;Member of unlawful assembly guilty of offence committed in prosecution of common object		
51	Bhalki	Eshwarabhimannakhandre	INC	CC.223/03, CC.189/06 , CC180/05 SEC 143, 147, 148, 302, 307, 342, 504, R/W 149 of I.P.C, SEC 418, 420, 468, 109 R/W 149 of I.P.C SEC 171H of IPC,	Murder, Attempt to murder, Unlawful assembly, Rioting, Rioting armed with deadly weapon, Wrongful confinement., Intentional insult with intent to provoke breach of the peace R/W Member of unlawful assembly guilty of offence committed in prosecution of common object, Cheating with knowledge that wrongful loss may ensue to person whose interest offender is bound to protect, Cheating and dishonestly inducing delivery of property, Forgery for purpose of cheating, Abetment if the act abetted is committed in consequence, and where no express provision is	1.50	0.54

Congress (INC) MLAs with crime records (8): MLAs with Murder or Attempt to murder cases: 3.

Total Assets Rs.34.80 crores, Avg. Assets Rs. 4.35 crores.

Total Liabilities Rs.9.14 crores, Avg. Liabilities Rs.1.14 crores

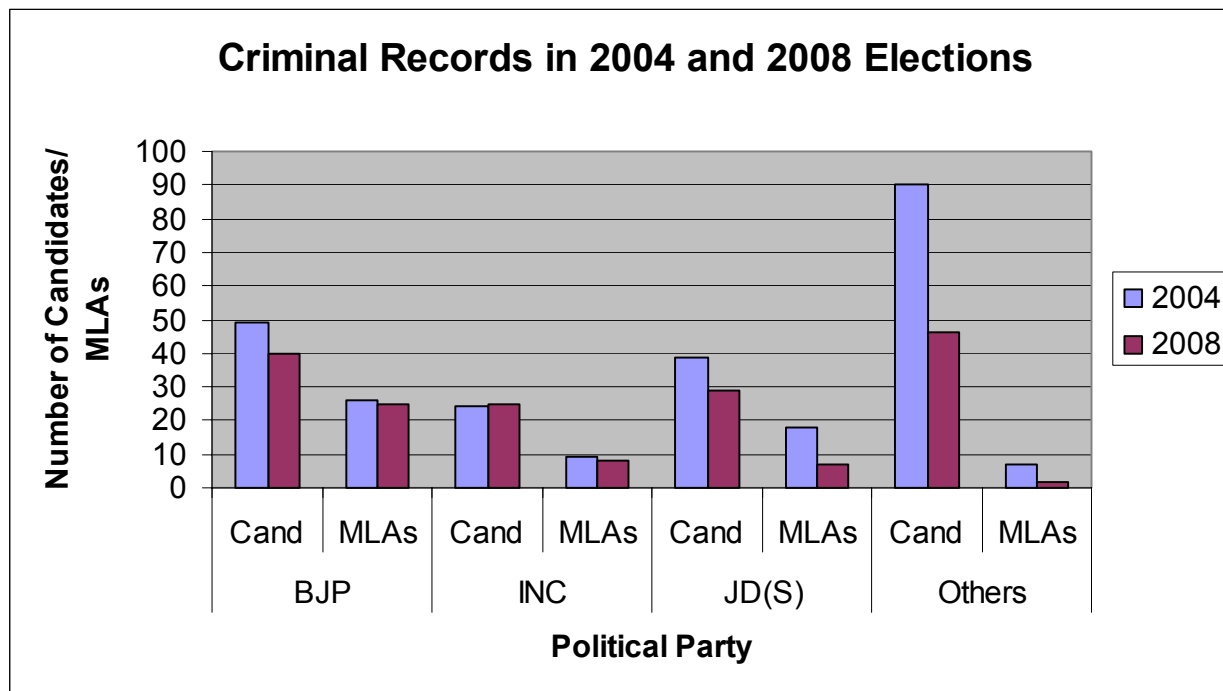
Cons No	Constituency	Candidate Name	Party	Details of Criminal record	IPC Code descriptions	Total Assets	Total Liabilities
					made for its punishment R/W Member of unlawful assembly guilty of offence committed in prosecution of common object Illegal payments in connection with an election		
198	Arkalgud	A Manju	INC	FIR 87/2008 SEC 354, 341, 504, 506,	Assault or criminal force to woman with intent to outrage her modesty; Wrongful restraint; Intentional insult with intent to provoke breach of the peace; Criminal intimidation	6.01	1.04
185	Channapatna	C P Yogeshwara	INC	177 IPC 220 COMPANY ACT 162,168. CC5271/07, CC389/06, CC51/07,	Furnishing false information	3.52	3.38

Congress (INC) MLAs with crime records (8): MLAs with Murder or Attempt to murder cases: 3. Total Assets Rs.34.80 crores, Avg. Assets Rs. 4.35 crores. Total Liabilities Rs.9.14 crores, Avg. Liabilities Rs.1.14 crores							
Cons No	Constituency	Candidate Name	Party	Details of Criminal record	IPC Code descriptions	Total Assets	Total Liabilities
				CC52/07			
112	Bhadravati	B K Sangameshwar	INC	1) CC 27347/07, 2) 27348/07 U/S 138 of NI Act of 1881, 3)CC 4276/06 U/S 127 (2) of RP Act, 4) CC 80/08-CR 201/08 u/S 323,324,506,143 R/W 34 IPC	Voluntarily causing hurt, Voluntarily causing hurt by dangerous weapons or means, Criminal intimidation	2.36	0.18
114	Tirtahalli	Kimmane Rathnakar	INC	1)CC 565\2006, 2)1099\2006 U\S 499, 500, 501	Defamation, Defamation, Printing or engraving matter known to be defamatory	0.51	0.00
145	Mulbagal	Amresh	INC	CC 460/2003, IPC 465,471, 477A, 419 420,	forgery; Using as genuine a forged document or electronic record; Falsification of accounts; cheating by personation; Cheating and dishonestly inducing delivery of property;	0.12	0.04
	TOTAL					34.80	9.14

Karnataka Election Watch Committee

Assembly Elections 2008

Change in Criminal Records from 2004 to 2008



Comparison between 2004 and 2008 of Candidates/Winners with Criminal Records										
	BJP		INC		JD(S)		Others		Total No. of Cases	
	Cand	MLAs	Cand	MLAs	Cand	MLAs	Cand	MLAs	Cand	MLAs
2004	49	26	24	9	39	18	90	7	202	60
2008	40	25	25	8	29	7	46	2	140	42

Criminal Records : 2004 to 2008 Changes for Repeat MLAs. BJP 19 MLAs								
S. No.	Year	Cons No	Constituency	Candidate Name	Party	Has CR in 2004?	Has CR in 2008?	Details of Criminal record
1	2004	100	Anekal	A Narayanaswamy	BJP	Yes		CR 4/04; C.R. 137/03; CR 41/03; CR 80/92; CR 72/95 CC 851/01U/S 143, 147, 148,448, 332, 504, 506 read with 149 IPC; U/S 306 IPC; U/S 143, 353. 504, 506 read with 149 IPC; U/S 143, 147, 148, 353,324 IPC; U/S 504, 353 read with 34 IPC at JMFC Anekal
	2008	177	Anekal	A Narayanaswamy	BJP		No	
2	2004	199	Bagewadi	Abhay Patil	BJP	No		
	2008	12	Belgaum Dakshin	Abhay Patil	BJP		Yes	PS Cr NO. 1823/06 CC # 143/07 U/S 174, 146, 145, 147
3	2004	221	Bijapur	Appasaheb (Appu) Mallappa Pattanashetti	BJP	Yes		1-JCPS G No. 231/2000 (CC 154/01) U/S 336, 427, 153(A), 295 (A), 34, IPC; 2-JCP G No. 53/04 U/S 4, 6, 7 of Prevention of Seditious meeting Act 1911 FDJM Bijapur Case No. 154/01
	2008	30	Bijapur City	Appasaheb (Appu) Mallappa Pattanashetti	BJP		No	
4	2004	167	Shikaripura	B S Yeddyurappa	BJP	Yes		1. IPC 188 JMFC Court, Harihara, CC No. 62/04, Dated 11/02/2004 2.143/147/148/323/324/506, 8th Additional Metropolitan Magistrate Court, Bangalore CR No. 640/93 CC No. 18649-94
	2008	115	Shikaripura	B S Yeddyurappa	BJP		No	

Criminal Records : 2004 to 2008 Changes for Repeat MLAs. BJP 19 MLAs								
S. No.	Year	Cons No	Constituency	Candidate Name	Party	Has CR in 2004?	Has CR in 2008?	Details of Criminal record
5	2004	33	Bellary	B Sreeramulu	BJP	Yes		CC121/03 AT JMFC BELLARY U/S 323, 324,342,343,504,506; CC- 321/03 at Cowl bazar Police station u/s 323, 324, 143, 147, 148, 353, r/w 149; at JMFC Bellary; Special C: 102/2002: at Addnl Dist and Sessions Judge Bellary- u/s 143,448, 427, 506, 395, r/w 149 u/s 31 of SC-ST act. Special C: 163/02: at district and sessions judge Bellary u/s 323,324, 143, 147, 148, 504, 307 r/w 149 IPC; Special c: 8 /2002; at Addnl Dist and Sessions Judge Bellary- u/s 323, 324, 143, 147, 148, 504, 304, r/w 149, IPC and 3 (10) SC/ST. Special 67/02 143, 147, 506, r/w 149 IPC, 3(10) of SC/ST at Addnl Dist and Session Judge Bellary
	2008	93	Bellary	B Sreeramulu	BJP		Yes	C No 182/07 C No185/07 C No183/07 168/07 C No112/07 U/S 171E IPC CC No 2318/08 CNo 171(E) IPC C.C No219/08 CNO 71/07 C No40/08 U/S 143,147,148, 504, 323, 324, 307, 395, 341, 342, R/W 149 SEC 25 27

Criminal Records : 2004 to 2008 Changes for Repeat MLAs. BJP 19 MLAs								
S. No.	Year	Cons No	Constituency	Candidate Name	Party	Has CR in 2004?	Has CR in 2008?	Details of Criminal record
6	2004	154	Chikmagalur	C T Ravi	BJP	Yes		1) CC No. 2017/03 U/s 143, 145, 153, 504, R/W 149 IPC. 2) CC No. 2170/03 U/s 143, 147, 148, 341, 353, 504, 506, R/W 149 IPC. 3) CC No. 2119/03 143, 144, 145, 147, 148, 504, R/W 149 IPC. 4) CC No. 4279/03 143, 144, 147, 148, 295(A), 153 (A), 427, 332, 353, R/W 149 IPC. A at Addl. JMFC, Chikkamagalur; 5) CC No. 5193/03 153(A), R/W 34 IPC. 6) CC No. 5194/03 143, 153(A), 109, 504, R/W 149. Both at Principal JMFC Court , Chikkamagalur.
	2008	125	Chikmagalur	C T Ravi	BJP		Yes	1)CC.2017/03 143, 145, 153A, 501, R/W 1149, IPC 2)CC2119/03 143,144,145,147,148, 504, R/W 149,IPC3)SC 8/05, 3(1)(10)SC ST ACT323 R/W 341,IPC 4)CC 4277/03 143,504,153A,295A R/W 149IPC 5) CC5195/03 153A R/W34IPC
7	2004	10	Gulbarga	Chandrashekhar Patil Revoor	BJP	Yes		FIR no. 1934/2000 under sec 147, 148, 342, 364(A), 386, 395 r/w 149 IPC and 25 Arms Act at Vth Fast Track Court Gulbarga
	2008	44	Gulbarga Dakshin	Chandrashekhar Patil Revoor	BJP		Yes	115/04, 341, 323, 504, R/W SEC. 34 IPC
8	2004	178	Kalgatagi	Chikkangoudar Siddangoud	BJP	Yes		C.C. No 435/2003,436/2003,438/2003, all U/s. 143,147,341,353, R/W 149 of IPC at JMFC, Kalghatgi
	2008	70	Kundgol	Chikkangoudar Siddangoud	BJP		No	

Criminal Records : 2004 to 2008 Changes for Repeat MLAs. BJP 19 MLAs								
S. No.	Year	Cons No	Constituency	Candidate Name	Party	Has CR in 2004?	Has CR in 2008?	Details of Criminal record
9	2004	40	Harihar	Hareesh B P	BJP	Yes		Cr No 26/04 -ICC 188 Malbenoor court
	2008	105	Harihar	Hareesh B P	BJP		No	
10	2004	177	Hubli Rural	Jagadish Shettar	BJP	Yes		CC No. 615-98 U/s 147, 143, 148, 341, 323, 352, 353, 435, 506, 109, 427 R/W 149 IPC J.M.F.C Hubli.
	2008	73	Hubli-Dharwad-Central	Jagadish Shettar	BJP		No	
11	2004	146	Udupi	K Raghupathy Bhat	BJP	No		
	2008	120	Udupi	K Raghupathy Bhat	BJP		Yes	CC5308/05, IPC143, 147, 149, 427
12	2004	85	Shivajinagar	Katta Subramanya Naidu	BJP	Yes		FIR. NO. 0589 CR. NO.589/03 u/s 143, 145, 147, 149 353 IPC 1860
	2008	158	Hebbal	Katta Subramanya Naidu	BJP		No	
13	2004	145	Kapu	Lalaji R Mendon	BJP	No		
	2008	121	Kapu	Lalaji R Mendon	BJP		Yes	CR 74/05, U/S 143,147,353,R/W 149,IPC
14	2004	153	Mudigere	M P Kumaraswamy	BJP	Yes		CC No. 215/2001 U/s 143, 147, 148, 332, 333, 307, 427 and 149 IPC, JMFC, Mudigere, SC No. 48/2001 Sessions Court Chikkamagalur, Satra court SC No. 48/2001
	2008	124	Mudigere	M P Kumaraswamy	BJP		No	

Criminal Records : 2004 to 2008 Changes for Repeat MLAs. BJP 19 MLAs								
S. No.	Year	Cons No	Constituency	Candidate Name	Party	Has CR in 2004?	Has CR in 2008?	Details of Criminal record
15	2004	161	Honnali	M P Renukacharyya	BJP	Yes		1st Case: C.No. 9/2003 U/S 143, 147, 341, 504 read with 149 At JMFC, Honnali; 2nd CCno. 105/2003 U/S 143, 147, 353, 504, 506 read with 149 IPC at JMFC, Honnali; 3-CCno. 696/2003 U/S 143, 427, 448, 353, 504 506 read with 149 IPC at JMFC Honnali; 4-CC No. 9/2004 U/S 143, 353, 504, 506 read with 149 IPC at JMFC, Honnali; 5-CC No. 19/2003-04 U/S 107 CRPC At JMFC, Honnali; 6-CNo. 1237/2002 U/S 143, 147, 447, 427, 353, 504, 506 read with 149 IPC at JMFC, Honnali; 7-CC No. 30/2004 U/S 107, 151,CRPC at JMFC, Honnali; 8-CNo. 62/2004 U/S 188 IPC at JMFC, Harihara; 9-CNo. 239/98 U/S 143, 147, 148, 435, 448, 427 read with 149 at JMFC, Honnali
	2008	110	Honnali	M P Renukacharyya	BJP		Yes	CC621/05,CC763/06,CC457/04,CC489/04,C C466/04,CC281/07,CR 21/08, CC12780/07, IPC 186,353,225,504,506,341,323,504,506 R/W 34,,341, 504, 506,R/ W 34, 149,143,447,353,342,341R/W 149, 143,448,186,353R/W 149, 143,144,145,147.148,188,427,337,504,506 R/W 149,IPC and 171B,171E,202 R P Act
16	2004	114	Krishnaraja	S A Ramadass	BJP			
	2008	216	Krishnaraja	S A Ramadass	BJP	No	Yes	CC392/07,CC879/07, IPC147&174,IPC 355&147

Criminal Records : 2004 to 2008 Changes for Repeat MLAs. BJP 19 MLAs								
S. No.	Year	Cons No	Constituency	Candidate Name	Party	Has CR in 2004?	Has CR in 2008?	Details of Criminal record
17	2004	75	Malur	S N Krishnaiah Setty	BJP			<p>1. Private Complaint No. 8236/2003, referred by the 4th A.C.M.M, for investigation and report to Yelahanka Police Station (F.I.R.No. 234/03 filed by the Yelahanka Police Station, Bangalore District, Karnataka State), for alleged offences u/s 406, 417, 418, 419, 427, 447, 465, 471, 120 B r/w 34 of the I.P.C, the same is in the stage of investigation, before the above mentioned police, the court has neither taken cognizance in the said matter.</p> <p>2. C.C.22317/2002, for offence punishable u/s 420 I.P.C. pending on the file of the 10th A.C.M.M, the matter standing posted for my appearance, after taking cognizance, charges are yet be framed in the said matter.</p> <p>3. C.C. 26966/2001 pending on the file of 19th A.C.M.M. FOR offences punishable u/s 138 of the N.I.Act after cognizance taken for the said offence the matter stands posted for my appearance, in the above matter.</p> <p>4. C.C. 26644/2001 pending on the file of 14th A.C.M.M. for offences punishable u/s 138 of the N.I.Act, after cognizance being taken for the said offence, the matter stands posted for recording of my plea.</p> <p>5. None of the proceeding in the above matter have been stayed by any court of competent jurisdiction.</p>

Criminal Records : 2004 to 2008 Changes for Repeat MLAs. BJP 19 MLAs								
S. No.	Year	Cons No	Constituency	Candidate Name	Party	Has CR in 2004?	Has CR in 2008?	Details of Criminal record
	2008	149	Malur	S N Krishnaiah Setty	BJP	Yes	Yes	(1) NO 697/2001 IPC 405, 420, (2) CRIME NO 48/2008, U/S 171 (E) IPC & 123 (1) (E) R.P. Act, (3) CRIME NO 49/2008 U/S 171 (E) IPC & 123 (1) (E) R.P. Act, (4) CRIME NO 51/2008, U/S 171 (E) IPC & 123 (1) (E) R.P. Act, (5) CRIME 52/2008 U/S 171 (E) IPC & 123 (1) (E) R.P. Act, (6) CRIME 53/2008 U/S 171 (E) IPC & 123 (1) (E) R.P. Act, (7) CRIME NO 54/2008 U/S 171 (E) IPC & 123 (1) (E) R.P. Act, (8) CRIME 92/2008, Disfigurement ACT 1981 & CrPC 42(1), (9) CRIME NO 98/2008, U/S 171 (E) IPC & 123 (1) (E) R.P. Act, (10) C.B.I. CRNO RC3 (E) 2008 U/S 120 B R/W SEC 409, 419, 420, 467 & 471 IPC 13(2) R/W 13(1)(d) of PC Act,
18	2004	57	Tumkur	S Shivanna Sogadu	BJP	Yes		CC 1529/2000 in JMFC Tumkur
	2008	132	Tumkur City	S Shivanna Sogadu	BJP		Yes	CC 1529/2000 (III JMFC TUMKUR) , IPC 500
19	2004	183	Ranibennur	Shivanna G	BJP	Yes		Cases pending before Ranebennur principal civil judge and JMFC court. CC no. 359/2003
	2008	87	Ranibennur	Shivanna G	BJP		No	

Criminal Records : 2004 to 2008 Changes for Repeat MLAs. JD(S) 10 MLAs

S No	Year	Cons Number	Constituency	Candidate Name	Party	Has CR in 2004?	Has CR in 2008?	Details of Criminal record
1	2004	83	Jayanagar	B Z Zameer Ahmed Khan(Zameer Ahmed Khan)	JD(S)	Yes		Accused in case no CC15036/2002 charge not framed yet
	2008	168	Chamrajpet	B Z Zameer Ahmed Khan(Zameer Ahmed Khan)	JD(S)		Yes	CC 15036/2002, 468, 471, 420, R/W 34IPC
2	2004	201	Arabhavi	Balachandra Laxmanrao Jarakiholi	JD(S)	No		
	2008	8	Arabhavi	Balachandra Laxmanrao Jarakiholi	JD(S)		Yes	CCNO. 83/90, PS CrNO. 172/88 144, 147, 148, 364, 307, 379, 201R/W, 149, IPC, SEC 25,30,29 OF ARMS ACT
3	2004	44	Chitradurga	Basavarajan	JD (S)	Yes		CC No. 152/95 & CC No. 917/94, 918/94 At JMFC, Davanagere; CC No. 239/95 U/S 500, 501, 502 IPC
	2008	99	Chitradurga	Basavarajan	JD(S)		Yes	1) 239/95, 500, 501, 502 2) CC 918/94 500, 501, 502
4	2004	95	Magadi	H C Balakrishna	JD(S)	Yes		CC. No. 495/99, Sec. 143,188.149 before Dist. Magistrate. CC. No. 70/2003, Sec. 143,147,148,114, 448,247,323,324,326,506,307 r/w 149
	2008	182	Magadi	H C Balakrishna	JD(S)			
5	2004	94	Ramanagaram	H D Kumaraswamy	JD(S)	Yes		2 FIRs (199/03 under section 143 and 188 read with 149 on 28 Dec 2003; 201/03 under section 143, 147, 148, 448, 427, 324, 506 read with 149) are pending investigation at Ramanagaram Rural Police station

Criminal Records : 2004 to 2008 Changes for Repeat MLAs. JD(S) 10 MLAs

S No	Year	Cons Number	Constituency	Candidate Name	Party	Has CR in 2004?	Has CR in 2008?	Details of Criminal record
	2008	183	Ramanagaram	H D Kumaraswamy	JD(S)	Yes	No	
6	2004	133	Holenarasipura	H D Revanna	JD(S)	Yes		a) Crime No. 119/2, U/s 341, 54, 56, 323 read with 34 IPC JMFC Holenarasipur b) C. NO. 108/2 U/s 143, 144, 147, 148, 341,447, 54, 427, 323, 324, 353, 332 r/w 149 IPC JMFC II, City Hassan
	2008	197	Holenarasipur	H D Revanna	JD(S)		No	
7	2004	129	Belur	H K Kumar Swamy	JD(S)	Yes		C.R.No:11/99 Mysore Railway Police, U/s: 143,147and 149 IPC and 174(A) IRA, 2nd J.M.F.C. Dated on 19/3/1999
	2008	199	Sakleshpur	H K Kumar Swamy	JD(S)		No	
8	2004	135	Hassan	H S Prakash	JD(S)	Yes		C.C. 784/99 (C.R.11/99) Mysore Railway Police U/s 143, 147 & 149 IPC & 174(a) IRA. at J.M.F.C II Hassan, Dated 19-3-1999
	2008	196	Hassan	H S Prakash	JD(S)		No	
9	2004	54	Bellavi	Kyathasandra N Rajanna (Kn Rajana)	JD(S)	No		
	2008	138	Madhugiri	Kyathasandra N Rajanna (Kn Rajana)	INC		Yes	NO 97/2004, CC 562/2008, IPC 143,147, 323, 504, 448, 355, 506 RV 149 IPC
10	2004	124	K.R. Nagar	S R Mahesh	BJP	Yes		1) CC No: 628/00, U/s 143, 147, 341, 427 R/W 149 at 3rd J.M.F.C., Mysore
	2008	211	Krishnarajnagar	S R Mahesh	JD(S)		Yes	106/ 08 IPC 307

Criminal Records : 2004 to 2008 Changes for Repeat MLAs. Congress (INC) 9 MLAs								
S No	Year	Cons Number	Constituency	Candidate Name	Party	Has CR in 2004?	Has CR in 2008?	Details of Criminal record
1	2004	134	Arkalgud	A Manju	INC	No		
	2008	198	Arkalgud	A Manju	INC		Yes	FIR 87/2008 SEC 354, 341, 504, 506,
2	2004	160	Badravathi	B K Sangameshwar	IND	No		
	2008	112	Bhadravati	B K Sangameshwar	INC		Yes	1) CC 27347/07, 2) 27348/07 U/S 138 of NI Act of 1881, 3)CC 4276/06 U/S 127 (2) of RP Act, 4) CC 80/08-CR 201/08 u/S 323,324,506,143 R/W 34 IPC
3	2004	200	Gokak	Jarkiholi Ramesh Laxman Rao	INC	Yes		Sec143,144,147,148,353,307,427,504,506,114 R/W 149 I.P.C. at J.M.F.C III. Belgaum Case No. CC. No 336/95, SC 139/97, Gokak ® P.S. Crime No. 90/95.
	2008	9	Gokak	Jarkiholi Ramesh Laxman Rao	INC		No	
4	2004	163	Tirtahalli	Kimmane Rathnakar	INC	No		
	2008	114	Tirtahalli	Kimmane Rathnakar	INC		Yes	1)CC 565\2006, 2)1099\2006 U\S 499, 500, 501
5	2004	77	Rajajinagar	N L Narendra Babu	INC	Yes		FIR No. CC.No. 16626/2000, 16561/2001. Registered at Mahalakshmi Layout Police Station, Nandini Layout Police Station, Bangalore. Charge sheeted under Section 3 of Karnataka Open Place Prevention and Disfiguration Act, 1981 for displaying Election Banner at Busstop. Chargesheet framed Section 143,147,447,148 of IPC for having lead a protest rally against illegal allotment of land meant for Public use 7th ACMM B'lore
	2008	156	Mahalaxmi Layout	N L Narendra Babu	INC		No	

Criminal Records : 2004 to 2008 Changes for Repeat MLAs. Congress (INC) 9 MLAs

S No	Year	Cons Number	Constituency	Candidate Name	Party	Has CR in 2004?	Has CR in 2008?	Details of Criminal record
6	2004	182	Hirekerur	Patil Basavan Gouda Channabasavangouda	JD(S)	Yes		Hirekerur Police Station Gunna No. 100/2003 Convicted upto 2 years under FIR No. 251/03 Hirekerur Police Station Haveria Dst, Karnataka St. C.C. No. 101/2004 IPC Section 143, 147, 148 324, 332, 333, 353 sub sec 149 & PDPP Act 1984 Section 4 J.M.F.C Hirekerur
	2008	86	Hirekerur	Patil Basavan Gouda Channabasavangouda	INC		No	
7	2004	35	Sandur	Santosh S Lad	JD(S)	Yes		86/03 U/S 143, 147, 148, 323, 324, 504 Read with 149 IPC CC 3(1)(10) SC/ST act
	2008	75	Kalghatgi	Santosh S Lad	INC		No	
8	2004	116	Narasimharaja	Tanveer Sait	INC			
	2008	218	Narasimharaja	Tanveer Sait	INC	No	Yes	CR68/2008, 143,145,147,148,324,325,307 R/W SEC 149 IPC
9	2004	80	Binneypet	V Somanna	INC			FIR no pcr101/2002 /C.C 6704/2002 IPC500 court III Acmm
	2008	166	Govindraj Nagar	V Somanna	INC	Yes	No	

ANNEXURE

List of Organizations who are part of Karnataka Election Watch

Association for Democratic Reforms
Child Rights Trust
Citizens' Action Forum
CIVIC
Coorg Organization for Rural Development (CORD)
Development Through Education (DEED)
Environment Support Group
ILID
Karuna Trust
Mysore Grahakara Parishat
Nisarga Foundation
Pedestrian Pictures
Prerana
Rejuvenate India Movement
Right to Information Study Centre
South India Coalition for Human Rights Education Movement
Swami Vivekananda Youth Movement
Vivekananda Girijana Kalyana Kendra
Vote Bengaluru

Disclaimer

All information about candidates, MLAs and Ministers in this report has been taken from the affidavits filed by candidates with their nomination papers. Copies of affidavits were obtained from the Election Commission (website <http://ceokarnataka.kar.nic.in/indexw.asp>). While all efforts have been made to ensure that the information is in keeping with what is mentioned in the affidavits, in case of discrepancy between information in this report and that given in the affidavits, the information reported in the affidavits filed by candidates should be treated as correct. Neither the Association for Democratic Reforms nor the Karnataka Election Watch nor their volunteers are responsible or liable for any damage arising directly or indirectly from the publication of this volume.