

Jharkhand

Lok Sabha 2009 Elections

CONTENTS

Executive summary for candidates & MPs	483
Voting and winning trend.....	485
Analysis based on pending criminal cases.....	487
Pending criminal cases- analysis for candidates.....	487
Party wise break up for candidates with pending criminal cases	487
Serious crimes distribution for candidates– Party wise	488
Party wise comparison of pending criminal cases on candidates LS-2004 vs LS-2009	489
Details for candidates based on pending criminal cases.....	490
Pending criminal cases- analysis for MPs	493
Party wise break up for MPs with pending criminal cases.....	494
Serious crimes distribution for candidates– for major parties	495
MPs with most serious pending criminal cases.....	496
Analysis based on assets.....	497
Analysis based on assets – for candidates	497
Average assets for Candidates.....	498
Top 20 crorepati candidates.....	499
Analysis based on assets- for MPs.....	501
Chances of winning based on assets.....	502
Crorepati MPs- Party wise break up.....	502
Average assets per MP for major parties	503
Asset position in constituency among candidates and chances of winning.....	504
Details of Crorepati MPs.....	505
Female representation in Lok Sabha 2009 elections	505
Full Asset and pending criminal cases details.....	506
Assets for all MPs from Jharkhand in Lok Sabha 2009.....	506
Full details of pending criminal cases on MPs from Jharkhand.....	507

Jharkhand Election Watch*

Lok Sabha elections 2009

Lok Sabha 2009 elections were held in two phases in Jharkhand on April 16, 2009 and April 23, 2009. This chapter includes the analysis of voting trend, criminalization, money power, gender etc in these elections. Information provided by ECI and details from the affidavits filed by contesting candidates have been used for above analysis.

Growth of political parties

In Lok Sabha 2004, 26 parties contested from Jharkhand which rose to 43 parties in Lok Sabha 2009 elections. This reflects a rise of 65% in the number of parties from Lok Sabha 2004 elections to Lok Sabha 2009 elections.

Growth in number of candidates

In Jharkhand a total of 249 candidates contested Lok Sabha 2009 elections as compared to 182 candidates in Lok Sabha 2004 elections. This shows a growth of 37% in the number of candidates contesting in 2009.

Executive summary for candidates and MPs

Summary for candidates

- Affidavits of 172 candidates out of 249 candidates in Lok Sabha 2009 elections from Jharkhand were analyzed by Jharkhand Election Watch (JEW).
- Out of these 172 candidates, 54 candidates or 31% declared pending criminal cases against them. JMM had 7 out of 8 (87.5%) candidates with pending criminal cases, INC had 5 out of 9 (56%) candidates with pending criminal cases, BJP had 6 out of 12 (50%) candidates with pending criminal cases and JVM had 7 out of 14 (50%) candidates with pending criminal cases.
- Out of these 54 candidates with pending criminal cases, 23 had pending serious criminal cases like murder, attempt to murder, kidnapping, robbery, extortion etc. JMM had 3 candidates; JVM & INC had 2 candidates each with pending serious criminal cases.
- Candidates of major parties in Jharkhand- JMM, INC and BJP were analyzed for Lok Sabha 2004 elections. Out of the 26 candidates of these three major political parties, 13 (50%) had pending criminal cases against them. Comparing this to Lok Sabha 2009 elections, there were 29 candidates of these three main parties JMM, INC & BJP and out of these 29 candidates 18 (62%) had pending criminal cases against them.
- There were 121 IPC charges of heinous nature on the candidates which included murder, attempt to murder, kidnapping, extortion, etc.

*This chapter would not have been possible without the efforts of several volunteers, groups and organizations from the state. ADR and NEW especially acknowledge with gratitude the efforts of Mr. Sudhir Pal (Coordinator, Jharkhand Election Watch and Manthan Yuva Sansthan, Ranchi), PBL- NAZAR TV (Ranchi), Mr. Balram (State Advisor, Commissioner to Supreme Court on Right to Food case), Dr. Ramesh Sharan (Prominent economist of Jharkhand), Mr. Gurjit (State Coordinator, Jharkhand NREGA Watch), Dr. Dinesh Kr. Kinu (Human Right Activist), Mr. Arbind Kumar Pandey (Mahua TV), Mr. A.K. Singh (SPAR, Ranchi).

This volume is dedicated to all who were part of the Election Watch.

- There were total 12 red alert constituencies where 3 or more contesting candidates had pending criminal cases. Godda & Dhanbad each had 7 candidates with pending criminal cases.
- Out of 172 candidates, 20 candidates i.e. 12% were crorepatis.
- A total of 22 candidates declared liabilities of 5 lakhs and above.
- Among major parties, the average asset per candidate for BJP was Rs. 1.87 crores, JMM was Rs 61 Lakhs, INC was Rs.2.35 crores, and JVM Rs.2.17 crores.
- Out of 172 candidates, 91 i.e.53% of candidates had not furnished PAN card details.
- Number of women candidates was just 14 (6%) as compared to 235 of men (94%).
- 45% candidates (77 of 172) were graduates & above.
- None of the parties managed to get votes anywhere near to 50%. The highest votes polled were approx 28% for BJP and it was about 14% of the total registered voters. INC managed 15% of the votes and JMM managed 12%.

Summary for MPs

- Out of 14 MPs, 8 (57%) have pending criminal cases against them. Comparing this to Lok Sabha 2004, 7 MPs out of 14 (50%) had pending criminal cases against them.
- Out of these 8 MPs with pending criminal cases, there are pending serious criminal cases against 2 (14%) MPs. Contrasting this with Lok Sabha 2004, 3 out of 7 (21.43 %) MPs had serious pending criminal cases against them.
- As the number of MPs with pending criminal cases has increased from 7 in Lok Sabha 2004 to 8 in Lok Sabha 2009, so is the number of total criminal cases against MPs. It has increased from 14 in Lok Sabha 2004 to 48 in Lok Sabha 2009. Similarly the number of total serious IPC sections against MPs has also increased from 6 in 2004 to 54 in 2009.
- The number of crorepati MPs has increased from 3 in Lok Sabha 2004 to 6 in current Lok Sabha.
- Among major parties, the average asset per MP for INC is Rs.2.78 crores, BJP Rs 2.69 crores, JMM approx Rs. 44 Lakhs & JVM approx Rs 21 lakhs.
- Average asset of a MP from Jharkhand is approx Rs 2crores.
- None of the women candidates managed to win in elections.

Voting and winning trend

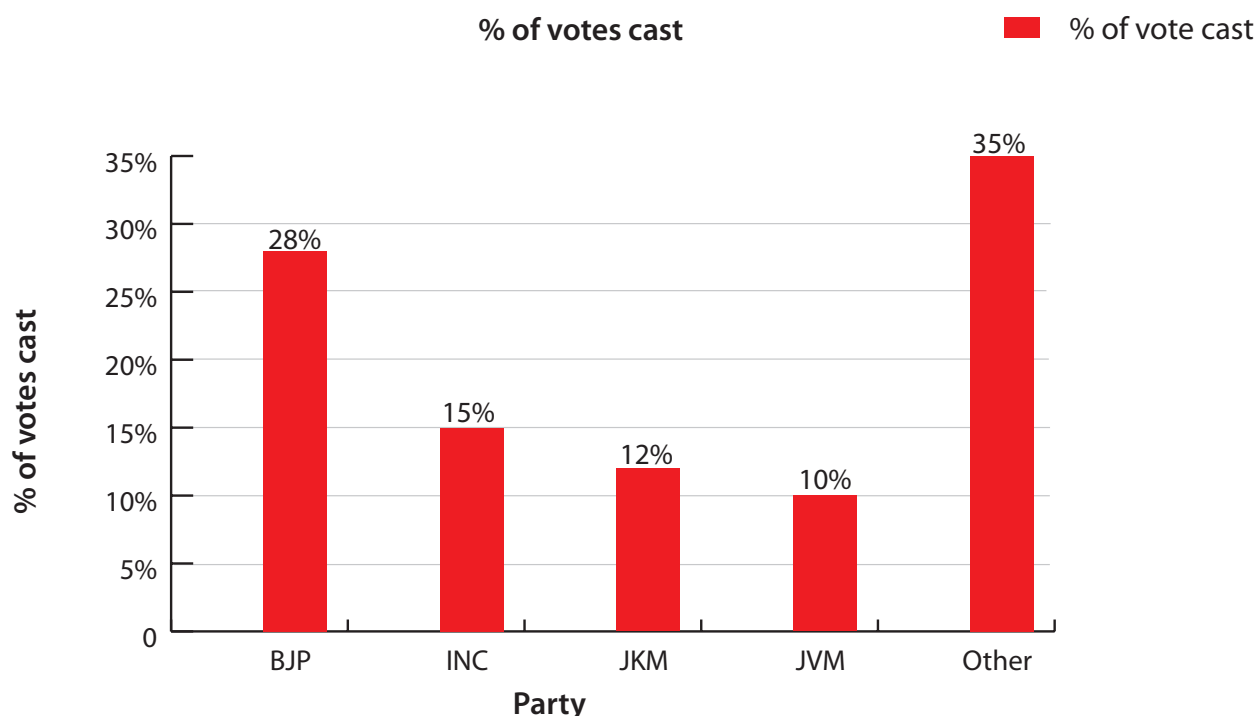
Voting analysis

The % of votes cast for major parties in Jharkhand clearly shows that none of the parties got anywhere close to the 50% mark. Total voting in Jharkhand was 52%. BJP which emerged as a largest party in Jharkhand in 2009 elections after winning 8 out of 14 Lok Sabha seats managed to get only 28% of the votes cast and it is only 14% of the registered voters. The total electorates in Jharkhand were 1,77,13,174 and the total votes cast were 91,35,818.

Further break-up is given in the table-

Table: Per cent of votes cast

Party	Total votes cast for the party	% of votes cast	% of total registered voters
Bharatiya Janata Party (BJP)	25,15,265	28%	14%
Indian National Congress (INC)	13,72,639	15%	8%
Jharkhand Mukti Morcha (JMM)	10,68,935	12%	6%
Jharkhand Vikas Morcha (JVM)	9,57,084	10%	5%
Others	32,21,895	35%	18%



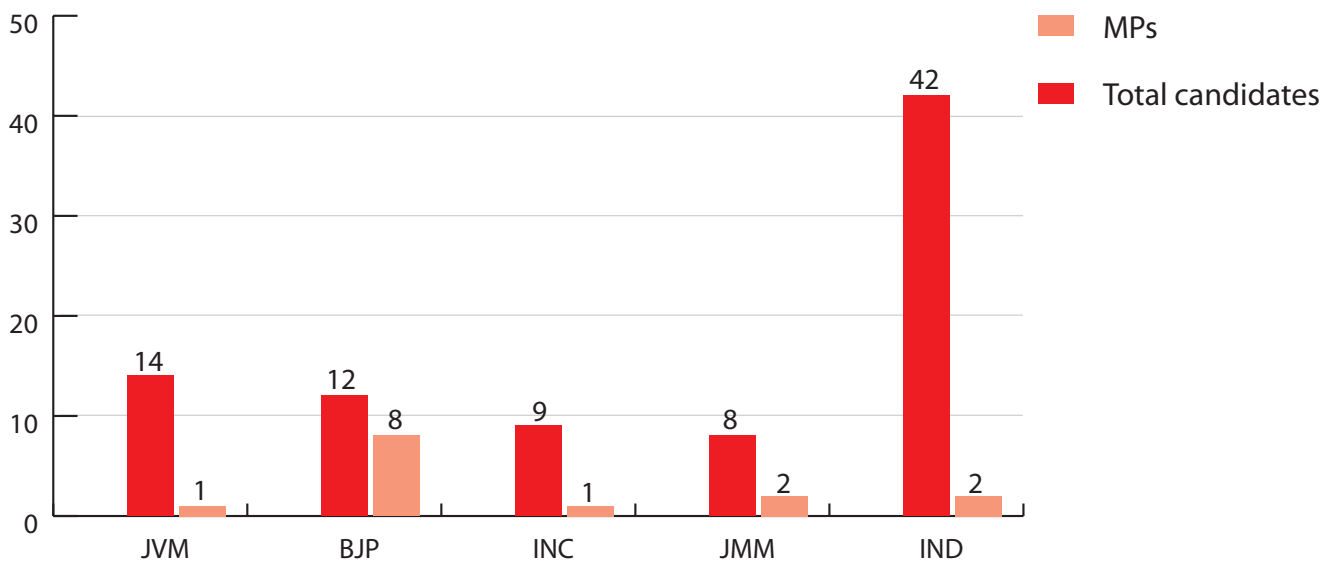
Candidates Vs MPs

Jharkhand has 14 parliamentary constituencies. Maximum numbers of MPs (8) are from BJP followed by 2 MPs from both JMM & IND, INC & JVM have 1 MP each. The breakup of MPs as compared to total candidates from the party are-

Table: Candidates vs. MPs - Party-wise

Party	Total candidates	MPs
JVM	14	1
BJP	12	8
INC	9	1
JMM	8	2
IND	42	2

Figure: Candidates vs. MPs: Party-wise



Analysis based on pending criminal cases

Pending criminal cases- analysis for candidates

A total of 172 affidavits out of 249 were analysed by Jharkhand Election Watch (JEW) for Lok Sabha 2009 elections. Out of these 172 candidates, 54 (31%) candidates declared pending criminal cases against them. Out of these 54 candidates with pending criminal cases, 23 had pending serious criminal cases like murder, attempt to murder, kidnapping, robbery, extortion etc.

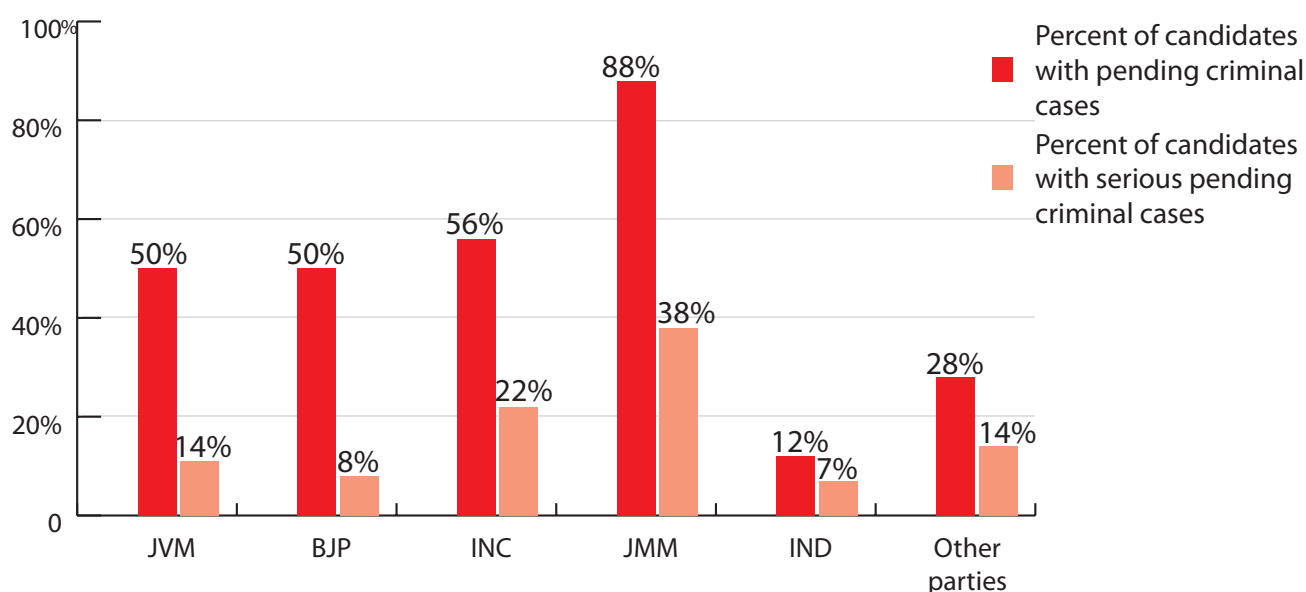
Party wise break up for candidates with pending criminal cases

In Jharkhand, 54 candidates out of 172 contested in Lok Sabha 2009 elections had pending criminal cases against them. 23 out of 54 had serious criminal cases pending against them. 88% candidates of JMM had pending criminal cases against them whereas 50% of candidates from both JVM & BJP in Jharkhand had pending criminal cases. Party wise details are given below.

Table: Candidates with pending criminal cases and serious pending criminal cases- Party wise break up

Party	Total candidates analysed	Candidates with pending criminal cases	Percent of candidates with pending criminal cases	Number of Candidates with pending serious criminal cases	Percent of candidates with pending serious criminal cases
JVM	14	7	50%	2	14%
BJP	12	6	50%	1	8%
INC	9	5	56%	2	22%
JMM	8	7	88%	3	38%
IND	42	5	12%	3	7%
Other parties	87	24	28%	12	14%
Total	172	54	31%	23	13%

Figure: Comparison of pending criminal cases and serious pending criminal cases for candidates of major parties



Serious crimes distribution for candidates - Party wise

The table below shows the breakup of serious IPC sections for candidates of major parties. Serious crimes have been distributed in categories of violent crimes, theft related crimes, and finance related crimes and other serious crimes.

Table: Serious IPC section break up for candidates of major parties

IPC/Party	IPC Description	JVM	BJP	INC	JMM	Total for major parties
VIOLENT CRIMES						
300 301 302 303 304 304A 304B 305 306	Murder & related	1	0	0	14	15
307 308	Attempt to murder	1	0	1	20	22
321 322 323 324 325 326	Voluntarily causing hurt by dangerous weapons or means	2	0	0	11	13
359 360 361 362 363 363A 364 364A 365 366 366A 366B 367 368 369	kidnapping	0	0	0	1	1
Total Violent Crimes		4	0	1	46	51
ROBBERY, EXTORTION, THEFT, CHEATING ETC						
378 379 380 381 382	theft related	0	1	0	5	6
384	Extortion related	0	0	0	3	3
395 396 397 398 399 400 401 402	dacoity related	0	0	0	1	1
411 412 413 414 415 417 418 419 420	Cheating and dishonesty , stolen property	2	0	0	4	6
Total Theft related crimes		2	1	0	13	16
FINANCIAL FRAUD ETC						
463 465 466 467 468 469 470 471	forgery	0	0	0	2	2
Total Financial crimes		0	0	0	2	2
OTHER SERIOUS CRIME						
121 121A 122 123 124 124A	Waging or attempting to wage war or concealing with intent to facilitate design to wage war	0	0	0	1	1
171 C 171D 171F	undue influence or person-ation at an election	1	0	1	0	2
Total Other Serious crimes		1	0	1	1	3
Total for major parties		7	1	2	62	72

Figure: Serious IPC section break up for candidates of major parties

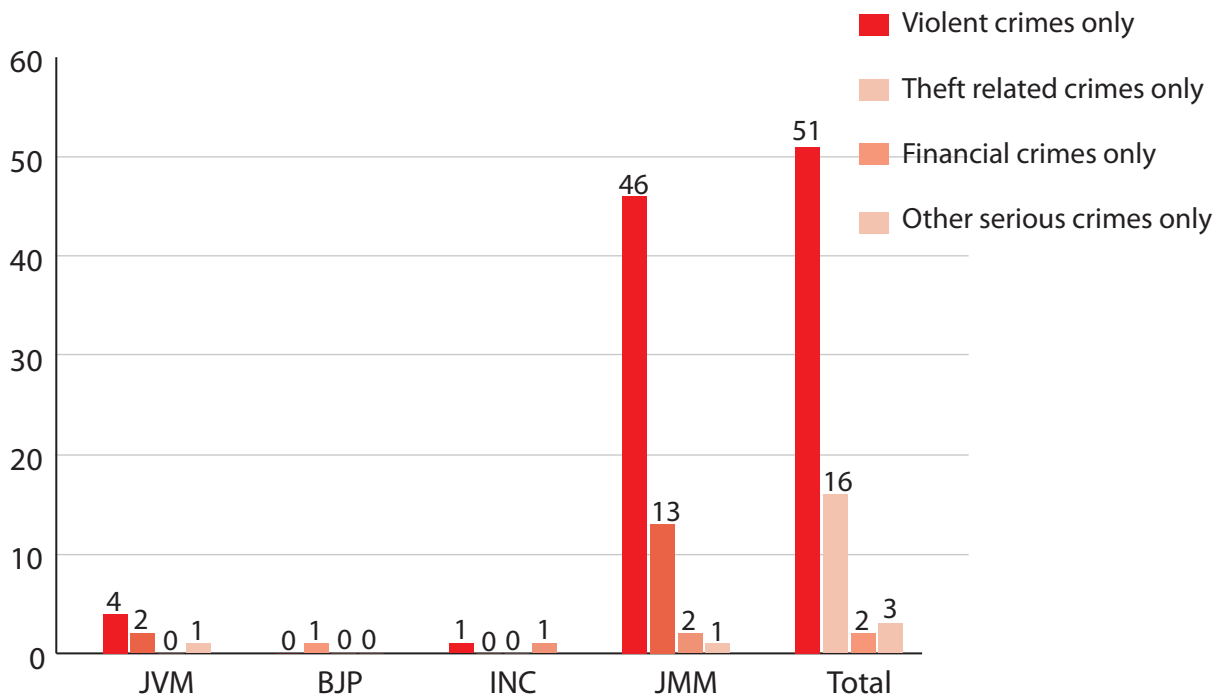
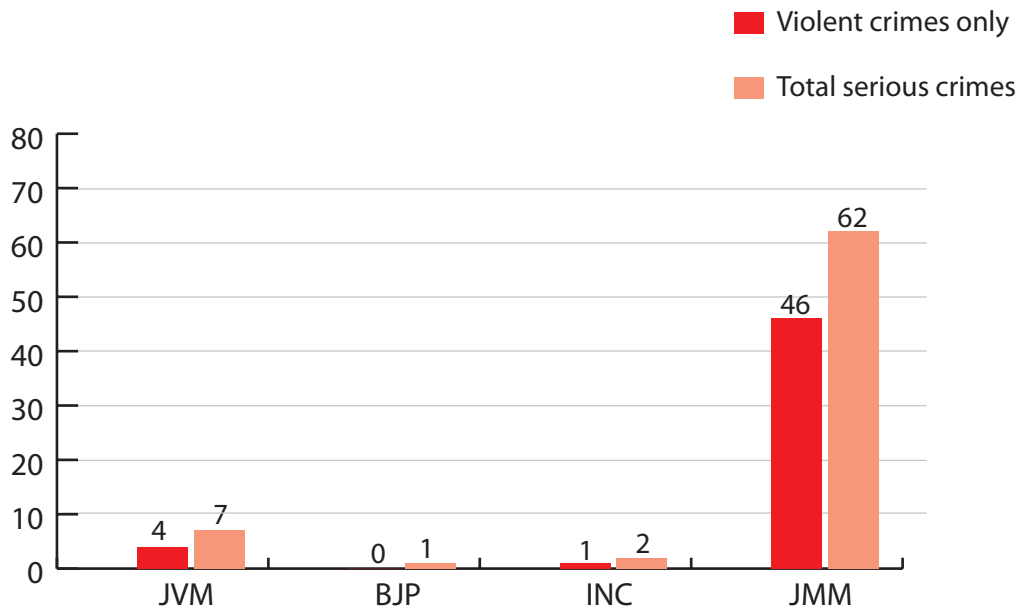


Figure: Comparison total serious crimes vs. total violent crimes (murder, kidnapping etc) - Party wise



Party wise comparison of pending criminal cases on candidates in Lok Sabha 2004 & Lok Sabha 2009

A comparison between Lok Sabha 2009 & Lok Sabha 2004 elections of candidates from three major parties and with pending criminal cases is give in the following table. For INC & JMM the number of candidates with pending criminal cases has increased in 2009 elections as compared to 2004 elections, whereas for BJP the percentage remains the same. This can be seen from table below.

Table: Comparison Lok Sabha 2004 vs. Lok Sabha 2009

	Lok Sabha 2004			Lok Sabha 2009		
Party	Number of candidates analysed	candidates with pending criminal cases	% of candidates with pending criminal cases	Number of candidates analysed	candidates with pending criminal cases	% of candidates with pending criminal cases
BJP	14	7	50%	12	6	50%
INC	7	2	29%	9	5	56%
JMM	5	4	80%	8	7	88%

Details of candidates based on pending criminal cases

The table below lists top 20 candidates with serious pending criminal cases. Most of them have been charged multiple times with murder, attempt to murder, kidnapping, dacoity etc. Kameshwar Baitha from Palamau had 51 counts of serious IPCs pending against him. Samaresh Singh of Dhanbad had 14 charges of murder, attempt to murder & kidnapping etc pending against him. Out of these 20 candidates with most serious pending criminal cases, only 2 candidates won and rest 18 were rejected by the voters. The detailed list is given below.

S No.	Name	Constituency	Party	Serious IPC Counts	Age	Total no. of cases	IPC counts related to violent crimes like murder, kidnapping etc and theft, extortion, cheating and dacoity etc	Won/ Lost
1	KAMESHWAR BAITHA	Palamau	JMM	56	51	35	11 charges related to murder, 18 charges related to attempt to murder & 1 charge of kidnapping, 5 charges related to theft, 2 charges related to extortion & 1 charge of dacoity.	won
2	SAMARESH SINGH	Dhanbad	BSP	68	14	15	9 charges related to attempt to murder, 1 charge each of theft & extortion.	lost
3	SHIVLAL MAHTO	Hazaribagh	JMM	34	8	6	2 charges related to attempt to murder, 1 charge each of cheating & extortion.	lost
4	RAJ KUMAR YADAV	Kodarma	CPI(ML)(L)	37	6	3	2 charges related to attempt to murder, 1 charge each of theft & extortion.	lost
5	RAJ NARAYAN KHAWADE	Godda	AJSUP	42	5	5	2 charges each of murder & attempt to murder, 1 charge of extortion.	lost
6	MANGAL SINGH BOBONGA	Singhbhum	JVM	40	5	2	1 charge of culpable homicide, 1 charge of cheating	lost
7	NANDLAL YADAV	Godda	SP	39	4	1	1 charge of cheating	lost
8	SHIBU SOREN	Dumka	JMM	64	3	5	2 charges of murder & 1 charge of attempt to murder.	won
9	RATNESH KUMAR GUPTA	Chatra	IND	47	3	3	2 charges of theft & 1 charge of kidnapping.	lost
10	CHAMRA LINDA	Lohardaga	IND	39	3	2	1 charge of attempt to murder, 1 charge of theft	lost

S No.	Name	Constituency	Party	Serious IPC Counts	Age	Total no. of cases	IPC counts related to violent crimes like murder, kidnapping etc and theft, extortion, cheating and dacoity etc	Won/ Lost
11	HIRA RAM TUPHANI	Palamau	BSP	59	3	1	1 charge of cheating	lost
12	HAFFIZUDDIN ANSARI	Dhanbad	SP	51	2	3	2 charges related to attempt to murder.	lost
13	SUSHMA MEHTA	Palamau	CPI(ML)(L)	31	2	2	1 charge of attempt to murder.	lost
14	VIRENDRA PRADHAN	Dhanbad	LJP	44	2	2	1 charge of murder	lost
15	ARVIND KUMAR SINGH	Jamshedpur	JVM	47	2	2	1 charge of attempt to murder	lost
16	LAXMAN SWARNKAR	Kodarma	BJP	63	1	3	1 charge of theft	lost
17	NEAL TIRKI	Khunti	INC	55	1	3	1 charge of attempt to murder	lost
18	ARUN KUMAR YADAV	Chatra	JD(U)	41	1	2	1 charge of kidnapping.	lost
19	FURKAN ANSARI	Godda	INC	61	1	2	1 charge of undue influence and personation at an election.	lost
20	PADMA BARAIK	Lohardaga	IND	25	1	1	1 charge of theft	lost

Pending criminal cases- analysis for MPs

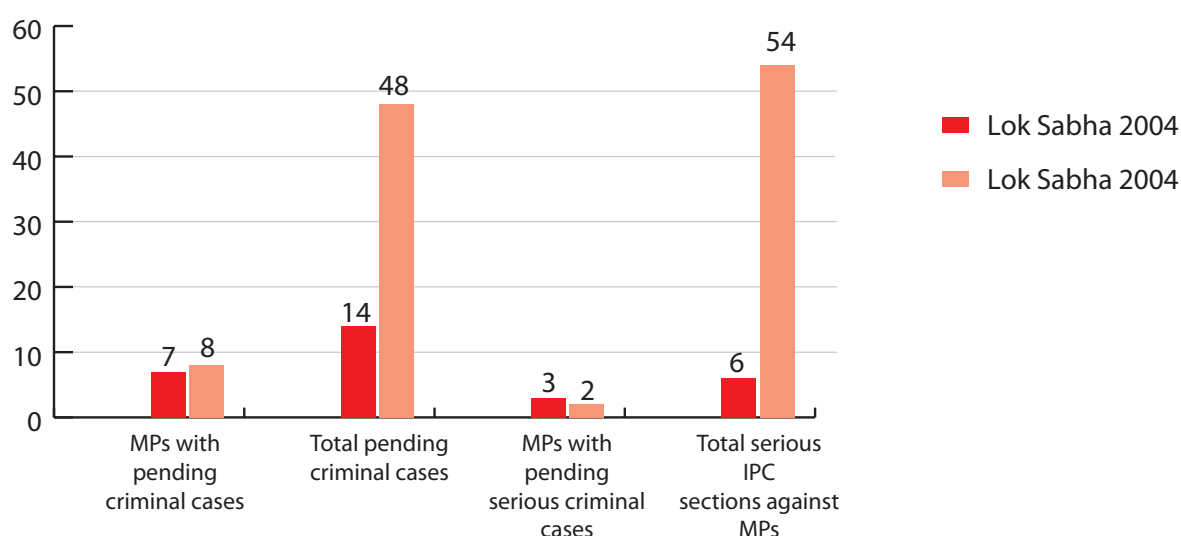
Out of 14 MPs from Jharkhand in Lok Sabha 2009, 8 MPs have pending criminal cases against them. Out of these 8 MPs there are pending serious criminal cases against 2 MPs (14%). In Lok Sabha 2004, 3 or 21 % MPs had serious pending criminal cases.

Given below is a comparative analysis for MPs with pending criminal cases elected from Jharkhand. The presence of MPs with pending criminal cases from Jharkhand in Lok Sabha 2009 has increased by 14%. The number of total pending criminal cases has also increased by almost 243%. This means that there were an average of 2 cases per tainted MP in Lok Sabha 2004 compared to 6 cases per tainted MP in Lok Sabha 2009.

Table: Comparison Lok Sabha 2004 & 2009- MPs with pending criminal cases

	2004	2009	Increase	% increase
Number of MPs with pending criminal cases	7	8	1	14%
Total Pending criminal cases	14	48	34	243%
Number of MPs with pending serious criminal cases	3	2	-1	-33%
Total Serious IPCs against MPs	6	54	48	800%

Figure: Comparison Lok Sabha 2004 & 2009- MPs with pending criminal cases



Party wise break up for MPs with pending criminal cases

Out of total 8 MPs with pending criminal cases 4 are from BJP, 2 from JMM and 1 each from INC & JVM. The comparison between total candidates and MPs is given below.

Table: MPs with pending criminal cases- Party wise

Party	Total Candidates analysed	Total MPs	MPs with pending Criminal Cases	Percentage of MPs with pending Criminal cases	MPs with Serious pending Criminal Cases	Percentage of MPs with Serious pending Criminal Cases
BJP	12	8	4	50%	0	0%
JMM	8	2	2	100%	2	100%
INC	9	1	1	100%	0	0%
JVM	14	1	1	100%	0	0%

Serious crimes distribution – for candidates of major parties

There are several cases of violent crimes like murder, attempt to murder, theft, extortion, robbery etc pending against MPs from Jharkhand. The table below gives summary of all serious violent offences related to murder, kidnapping, extortion, theft, robbery and dacoity. All serious IPC's have been clubbed under four heads namely- violent crimes; robbery, extortion, theft etc; financial frauds and other serious crimes. As can be seen MPs of JMM have 54 pending serious criminal IPC counts against them.

Table: Serious IPC section break up for MPs from Jharkhand

IPC/Party	IPC Description	JMM	Total
<i>VIOLENT CRIMES</i>			
300 302 303 304 304A 304B 305 306	Murder & related	14	14
307 308	Attempt to murder	18	18
321 322 323 324 325 326	Voluntarily causing hurt by dangerous weapons or means	10	10
359 360 361 362 363 363A 364 364A 365 366 366A 366B 367 368 369	kidnapping	1	1
Total Violent Crimes		43	43
<i>ROBBERY, EXTORTION, THEFT, CHEATING ETC</i>			
378 379 380 381 382	theft related	5	5
384	extortion related	2	2
395 396 397 398 399 400 401 402	dacoity related	1	1
411 412 413 414 415 417 418 419 420	Cheating and dishonesty , stolen property	2	2
Total Theft related crimes		10	10
<i>OTHER SERIOUS CRIME</i>			
121 121A 122 123 124 124A	Waging or attempting to wage war or concealing with intent to facilitate design to wage war	1	1
Total Other Serious crimes		1	1
Total Serious crimes		54	54

MPs with most serious pending criminal cases

Given below is a list of MPs from Jharkhand who have most serious pending criminal cases against them. Kameshwar Baitha of JMM have 51 serious IPCs on him, Shibu Soren again of JMM have 3 serious counts against him.

S No	Name	Constituency	Party	Cases total	Serious IPC counts	Details of serious IPC counts
1	KAMESHWAR BAITHA	Palamau	JMM	35	51	11 charges related to murder, 18 charges related to attempt to murder & 1 charge of kidnapping, 5 charges related to theft, 2 charges related to extortion & 1 charge of dacoity
2	SHIBU SOREN	Dumka	JMM	5	3	2 charges of murder & 1 charge of attempt to murder

Analysis based on assets

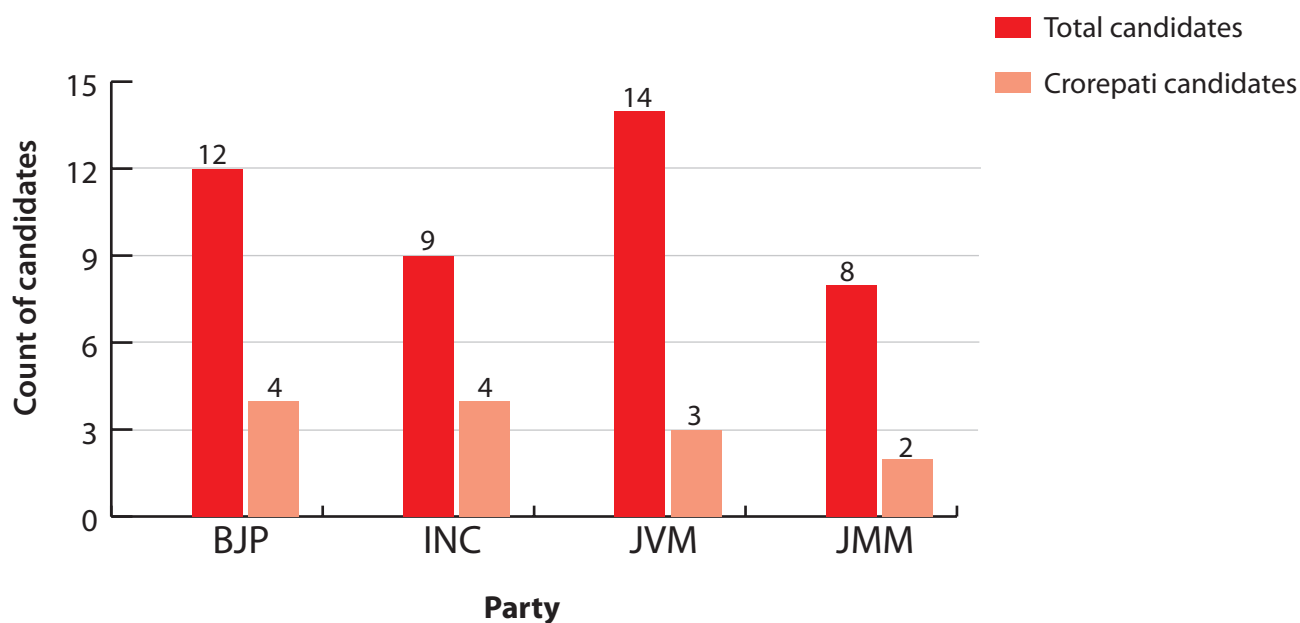
Analysis based on assets – for candidates

Out of 172 candidates contested Lok Sabha 2009, 20 (12%) were crorepatis. 33% candidates of BJP and 44% candidates of INC were crorepatis.

Table: Crorepati candidates- Party wise break up

Party	Total candidates analysed	Crorepati candidates	% of crorepati candidates
BJP	12	4	33%
INC	9	4	44%
JVM	14	3	21%
JMM	8	2	25%
Other parties	129	7	5%
Total	172	20	12%

Figure: Crorepati candidates from major parties



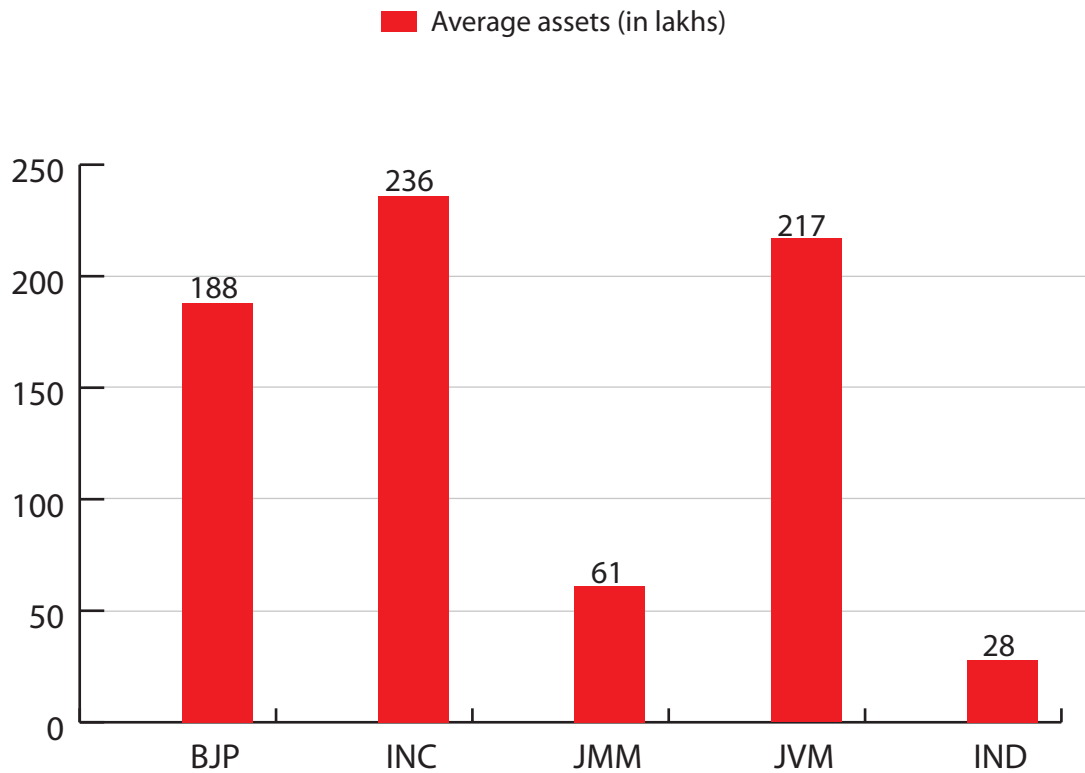
Average assets for Candidates

For candidates of BJP average assets were approx Rs 1.88 crores. These were more than Rs 2.35 crores for INC and Rs 61 Lakhs for JMM. Detailed list is given below.

Table: Average assets for candidates Party wise

Party	Average Assets	Candidate Count
BJP	Rs 1,87,77,397 ~ 1 Cror+	12
INC	Rs 2,35,74,744 ~ 2 Cror+	9
JMM	Rs 61,16,649 ~ 61 Lacs+	8
JVM	Rs 2,17,42,529 ~ 2 Cror+	14
IND	Rs 28,10,131 ~ 28 Lacs+	42
Other parties	Rs 29,67,364 ~ 29 Lacs+	87

Figure: Average assets (in lakhs) for candidates of major parties



Top 20 crorepati candidates

Given below is the list of top 20 crorepati candidates who contested Lok Sabha 2009 elections from Jharkhand.

Table: Crorepati Candidates in Jharkhand

S No	Name	Constituency	Party	Movable Assets (Rs)	Immovable Assets (Rs)	Total Assets (Rs)	PAN Given
1	Braj Kishore Jaishwal	Hazaribagh	JVM	1,92,95,832	20,52,00,751	22,44,96,583 22 Cror+	Y
2	Dhiraj Kumar Sahu	Chatra	INC	4,08,87,008	10,07,40,000	14,16,27,008 14 Cror+	Y
3	NISHIKANT DUBEY	Godda	BJP	2,54,81,987	8,60,56,000	11,15,37,987 11 Cror+	Y
4	VIRENDRA PRADHAN	Dhanbad	LJP	1,27,56,146	5,05,50,000	6,33,06,146 6 Cror+	Y
5	YASHWANT SINHA	Hazaribagh	BJP	1,06,26,217	3,01,50,000	4,07,76,217 4 Cror+	Y
6	Dhirendra Agrawal	Chatra	IND	2,26,61,717	1,37,46,077	3,64,07,794 3 Cror+	N
7	RAVINDRA KUMAR PANDEY	Giridih	BJP	1,64,57,762	1,62,65,000	3,27,22,762 3 Cror+	Y
8	SUBODH KANT SAHAY	Ranchi	INC	1,11,59,918	1,66,95,000	2,78,54,918 2 Cror+	Y
9	ARVIND KUMAR SINGH	Jamshedpur	JVM	1,51,09,665	71,72,120	2,22,81,785 2 Cror+	Y
10	Inder Singh Namdhari	Chatra	IND	36,39,657	1,76,38,000	2,12,77,657 2 Cror+	Y
11	RAJ NARAYAN KHAWADE	Godda	AJSUP	12,53,268	1,80,40,000	1,92,93,268 1 Cror+	Y
12	CHANDRASHEKHAR DUBEY	Dhanbad	INC	47,56,276	99,25,000	1,46,81,276 1 Cror+	Y
13	HIRA RAM TUPHANI	Palamau	BSP	19,95,258	1,04,50,000	1,24,45,258 1 Cror+	Y
14	NAGMANI	Chatra	RJD	41,90,256	82,40,000	1,24,30,256 1 Cror+	Y
15	Rameshwar Oraon	Lohardaga	INC	34,66,933	89,50,000	1,24,16,933 1 Cror+	N
16	ARJUN MUNDA	Jamshedpur	BJP	1,10,48,895	13,36,000	1,23,84,895 1 Cror+	Y

S No	Name	Constituency	Party	Movable Assets (Rs)	Immovable Assets (Rs)	Total Assets (Rs)	PAN Given
17	Theodor Kido	Khunti	JVM	14,50,000	99,00,000	1,13,50,000 1 Cror+	Y
18	HAFFIZUDDIN ANSARI	Dhanbad	SP	17,50,000	92,50,000	1,10,00,000 1 Cror+	Y
19	DURGA SOREN	Godda	JMM	63,04,109	43,79,291	1,06,83,400 1 Cror+	Y
20	HEMLAL MURMU	Rajmahal	JMM	62,78,367	44,02,239	1,06,80,606 1 Cror+	Y

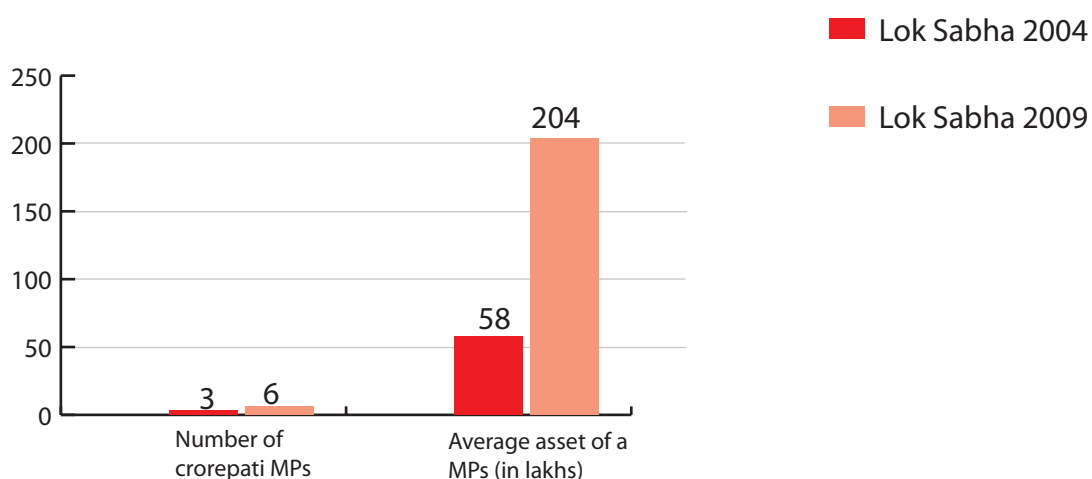
Analysis based on assets- for MPs

Out of 14 MPs in Lok Sabha 2009 from Jharkhand 6 are crorepati. In 2004 there were 3 crorepati MPs from Jharkhand. This shows an increase of 100% in the number of crorepati MPs in Lok Sabha 2009 from Lok Sabha 2004. The average asset of a MP in Lok Sabha 2004 was Rs 58 Lac (Approx) which rose to Rs 2 cr in Lok Sabha 2009. Between 2004 & 2009 there has been an average asset increase of 252% for MPs.

Table: Comparison Lok Sabha 2004 and 2009 based on assets

	In Lok Sabha 2004	In Lok Sabha 2009	Increase	% Increase
Number of crorepati MPs	3	6	3	100%
Average Asset of a MP(In Lakhs)	58	204	146	252%

Figure: Comparison Lok Sabha 2004 and Lok Sabha 2009 based on assets



Chances of winning based on assets

As can be seen from the table, the higher the assets the more are the chances of winning of a candidate. In the Lok Sabha 2009 elections, 25% of the candidates who declared assets more than Rs 5 crore and above won. On the other hand only 1% of candidates with assets less than Rs 10 lakh won. The election results seemed to be highly influenced by the money power of the candidates.

Table: Chances of winning based on assets

value of assets	Number of candidates analyzed	Number of MPs	% of MPs
Very high (5 cr and above)	4	1	25%
High (50 lakhs to 5 cr)	34	8	24%
Medium (50 lakhs to 10 lakhs)	61	4	7%
Low (less than 10 lakhs)	73	1	1%

Crorepati MPs- Party wise break up

50% MPs of BJP which emerged as a largest party in Jharkhand are Crorepati. Overall 43% MPs from Jharkhand are Crorepati.

Table: Crorepati MPs- Party wise break up

Party	Total candidates analysed	Total crorepati candidates	Total MPs	Total crorepati MPs	% of crorepati MPs
BJP	12	4	8	4	50%
INC	9	4	1	1	100%
JMM	8	2	2	0	0%
JVM	14	3	1	0	0%
IND	42	2	2	1	50%

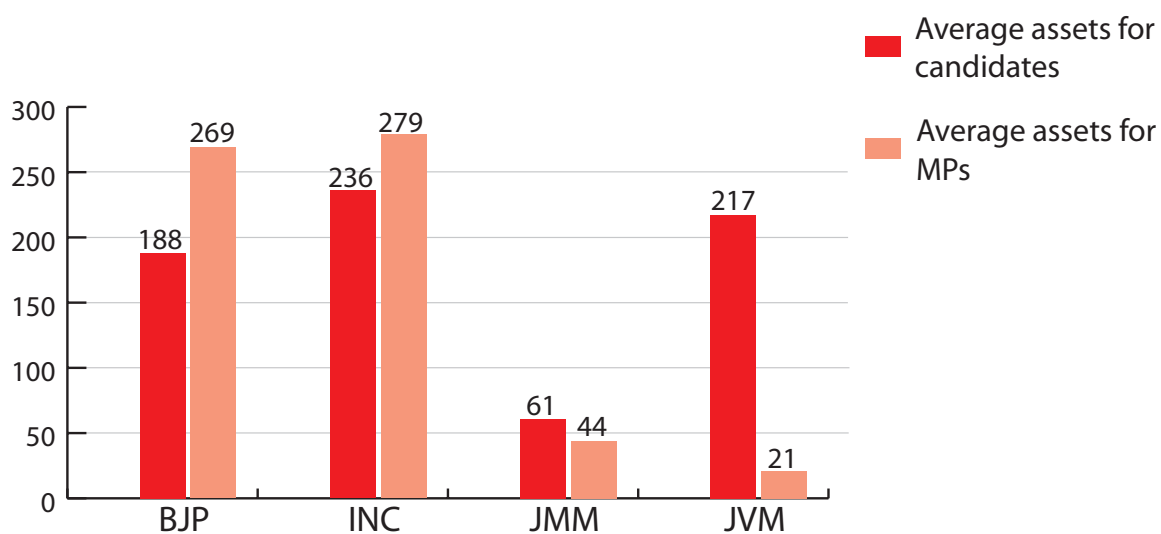
Average assets per MP for major parties

Average asset for a MP from BJP is Rs 2.69 crores, for INC it is Rs 2.78 crores and for JMM Rs 44 lakhs. Details are given below.

Table: Average assets for Candidates & MPs

Party	No of candidates	Average assets for candidates	No of MPs	Average assets for MPs
BJP	12	Rs 1,87,77,397 ~ 1 Cror+	8	Rs 2,69,09,598 ~ 2 Cror+
INC	9	Rs 2,35,74,744 ~ 2 Cror+	1	Rs 2,78,54,918 ~ 2 Cror+
JMM	8	Rs 61,16,649 ~ 61 Lacs+	2	Rs 43,99,710 ~ 43 Lacs+
JVM	14	Rs 2,17,42,529 ~ 2 Cror+	1	Rs 21,37,675 ~ 21 Lacs+

Figure: Comparison average assets for candidates & MPs in Lok Sabha 2009



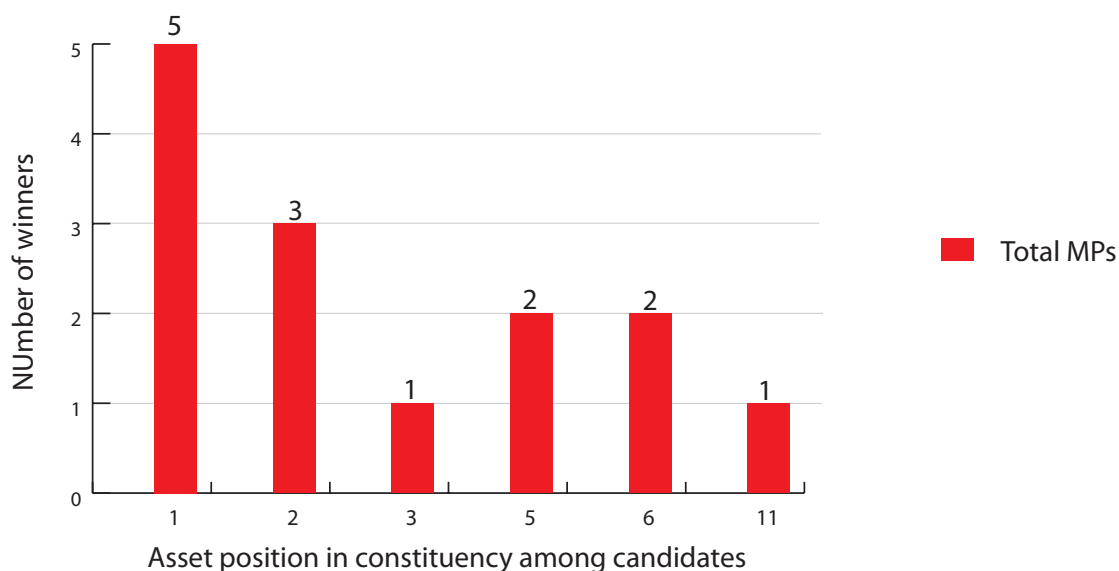
Asset position in constituency among candidates and chances of winning

The following table gives an analysis of asset position in constituency among candidates (highest asset to lowest asset) and their chances of winning. From 36% constituencies, candidates with highest declared assets according to their own self sworn affidavits emerged as MPs. From 21% constituencies candidates with second highest declared assets won.

Table: Position in constituency based on assets and MPs

Position in constituency based on assets	Total MPs	% of MPs
1	5	36%
2	3	21%
3	1	7%
5	2	14%
6	2	14%
11	1	7%

Figure: Asset position in constituency among candidates and MPs



Details of MPs based on maximum assets

The table given below lists crorepati MPs.

S No	Name	Constituency	Party	Movable Assets (Rs)	Immovable Assets (Rs)	Total Assets (Rs)	PAN Given
1	NISHIKANT DUBEY	Godda	BJP	2,54,81,987	8,60,56,000	11,15,37,987 11 Cror+	Y
2	YASHWANT SINHA	Hazaribagh	BJP	1,06,26,217	3,01,50,000	4,07,76,217 4 Cror+	Y
3	RAVINDRA KUMAR PANDEY	Giridih	BJP	1,64,57,762	1,62,65,000	3,27,22,762 3 Cror+	Y
4	SUBODH KANT SAHAY	Ranchi	INC	1,11,59,918	1,66,95,000	2,78,54,918 2 Cror+	Y
5	Inder Singh Namdhari	Chatra	IND	36,39,657	1,76,38,000	2,12,77,657 2 Cror+	Y
6	ARJUN MUNDA	Jamshedpur	BJP	1,10,48,895	13,36,000	1,23,84,895 1 Cror+	Y

Female representation in Lok Sabha 2009 elections

Out of 249 candidates in Lok Sabha 2009 elections from Jharkhand only 14 or 6% women contested. None of the women candidates made it to parliament.

Full Asset and pending criminal cases details

Assets for all MPs from Jharkhand in Lok Sabha 2009

Se- rial	Name	Constitu- ency	Party	Movable As- sets (Rs)	Immovable Assets (Rs)	Total Assets (Rs)	Liabilities (Rs.)	PAN Given
1	NISHIKANT DUBEY	Godda	BJP	11,15,37,987 11 Cror+	2,54,81,987 2 Cror+	8,60,56,000 8 Cror+	0	Y
2	YASHWANT SINHA	Hazaribagh	BJP	4,07,76,217 4 Cror+	1,06,26,217 1 Cror+	3,01,50,000 3 Cror+	0	Y
3	RAVINDRA KUMAR PAN- DEY	Giridih	BJP	3,27,22,762 3 Cror+	1,64,57,762 1 Cror+	1,62,65,000 1 Cror+	33,17,725 33 Lacs+	Y
4	SUBODH KANT SAHAY	Ranchi	INC	2,78,54,918 2 Cror+	1,11,59,918 1 Cror+	1,66,95,000 1 Cror+	0	Y
5	Inder Singh Namdhari	Chatra	IND	2,12,77,657 2 Cror+	36,39,657 36 Lacs+	1,76,38,000 1 Cror+	0	Y
6	ARJUN MUNDA	Jamshedpur	BJP	1,23,84,895 1 Cror+	1,10,48,895 1 Cror+	13,36,000 13 Lacs+	1,76,069 1 Lacs+	Y
7	MADHU KORA	Singhbhum	IND	98,32,144 98 Lacs+	94,06,054 94 Lacs+	4,26,090 4 Lacs+	0	Y
8	SHIBU SOREN	Dumka	JMM	82,29,419 82 Lacs+	32,02,414 32 Lacs+	50,27,005 50 Lacs+	72,65,635 72 Lacs+	Y
9	KARIYA MUNDA	Khunti	BJP	59,89,638 59 Lacs+	14,89,638 14 Lacs+	45,00,000 45 Lacs+	1,33,125 1 Lacs+	Y
10	DEVIDHAN BESRA	Rajmahal	BJP	48,28,559 48 Lacs+	8,48,559 8 Lacs+	39,80,000 39 Lacs+	0	Y
11	PASHUPATI NATH SINGH	Dhanbad	BJP	39,43,516 39 Lacs+	13,38,845 13 Lacs+	26,04,671 26 Lacs+	0	Y
12	Sudershan Bhagat	Lohardaga	BJP	30,93,207 30 Lacs+	10,08,207 10 Lacs+	20,85,000 20 Lacs+	2,36,750 2 Lacs+	Y
13	Babu Lal Marandi	Kodarma	JVM	21,37,675 21 Lacs+	8,37,675 8 Lacs+	13,00,000 13 Lacs+	0	Y
14	KAMESHWAR BAITHA	Palamau	JMM	5,70,000 5 Lacs+	1,70,000 1 Lacs+	4,00,000 4 Lacs+	0.00	N

Full details of pending criminal cases on MPs from Jharkhand

S. No.	Name	State/ Dist	Constituency	Party	Age	Serious IPC Counts	No of Cases in which Ac-cused	No. of Cases in which Con-victed	Total
1	KAMESHWAR BAITHA	JHARKHAND	Palamau	JMM	56	51	35	0	35
Cases (Accused)			Serious IPC Frequency Table						
			Serious IPC Sections			Number of Times they appear for this candidate			
1. IPC Sections - 307, 326,, Other Details - 27 ARMS ACT (CHARGED) 2. IPC Sections - 323, 324, 325, 326, 333, 328, 427, 389, , Other Details - 27 ARMS ACT, 3/4 EXP ARMS ACT, 17 CLA ACT (CHARGED) 3. IPC Sections - 307, 323, 325, 341,, Other Details - 17 CLA ACT (CHARGED) 4. IPC Sections - 307, Other Details - 27 ARMS ACT, 17 CLA ACT (CHARGED) 5. IPC Sections - 307, , Other Details - 27 ARMS ACT, 17 CLA ACT (CHARGED) 6. IPC Sections - 307, 399, 402, 353, 411 , Other Details - 25, 26 ARMS ACT, 17 CLA ACT (CHARGED) 7. IPC Sections - 384, 385 , Other Details - 17 CLA ACT (CHARGED) 8. IPC Sections - 436, 307, 389, 504, 435, 323, 427, 341 , Other Details - 27 ARMS ACT, 17 CLA ACT (CHARGED) 9. IPC Sections - 302, 107, 388, 389, 324, 326, 341, 353, 427 , Other Details - 27 ARMS ACT, 17 CLA ACT (CHARGED) 10. IPC Sections - 302, 353, 323, 341, 307, 427, 216, , Other Details - 3/4 EXP ARMS ACT, 17 CLA ACT (CHARGED) 11. IPC Sections - 307, 302, 323, 342, 120B, , Other Details - 17 CLA ACT (CHARGED) 12. IPC Sections - 307, 504, 120B , Other Details - 27 ARMS ACT 3/4 EXP ARMS ACT, 17 CLA ACT (CHARGED) 13. IPC Sections - 302, 201, 304, , Other Details - 27 ARMS ACT, 17 CLA ACT (CHARGED)			307			17			
			302			11			
			324			4			
			379			3			
			326			3			
			325			3			
			380			2			
			411			2			
			384			2			
			304			1			
			364			1			
			124			1			
			395			1			
			Total			51			
			IPC Section			Description			
			107			Abetment of a thing			
			114			Abettor present when offence is committed			
			120B			Punishment of criminal conspiracy			
			124			Assaulting President, Governor, etc., with intent to compel or restrain the exercise of any lawful power			
			127			Receiving Property taken by war on depredation mention in Sections 125 and 126			
			141			Unlawful assembly			

14. IPC Sections - 506, 307 , Other Details - 27 ARMS ACT	144	Joining unlawful assembly armed with deadly weapon
15. IPC Sections - 380, 436, 427, 323, , Other Details - 27 ARMS ACT 3/4 EXP ARMS ACT (CHARGED)	147	rioting
	148	Rioting, armed with deadly weapon
16. IPC Sections - 302, , Other Details - 27 ARMS ACT	149	Every member of unlawful assembly guilty of offence committed in prosecution of common object
17. IPC Sections - 384 , Other Details - 27 ARMS ACT, 17 CLA ACT (CHARGED)	201	Causing disappearance of evidence of offence, or giving false information to screen offender
18. IPC Sections - , Other Details - 27 ARMS ACT, 17 CLA ACT (COMMITMENT)	216	Harbouring offender who has escaped from custody or whose apprehension has been ordered
19. IPC Sections - 147, 148, 149, 353, 114 , Other Details - 3/4 EXP SUB ACT (REMAND)	302	Murder
20. IPC Sections - 147, 148, 149, 353, 323, 307, , Other Details - 27 ARMS ACT 3/4 EXP SUB ACT (REMAND)	304	culpable homicide not amounting to murder
	307	Attempt to murder
21. IPC Sections - 147, 148, 149, 341, 364, 504 , Other Details - 27 ARMS ACT 17 CLA ACT (REMAND)	323	voluntarily causing hurt
	324	Voluntarily causing hurt by dangerous weapons or means
22. IPC Sections - 147, 148, 149, 307, 353, 120B , Other Details - 25 (B)A 26, 27, 35 ARMS ACT, 17 CLA ACT	325	voluntarily causing grievous hurt
	326	Voluntarily causing grievous hurt by dangerous weapons or means
23. IPC Sections - 147, 148, 149, 323, 120B, 353, 436, 307, 302 , Other Details - 27 ARMS ACT, 3/4 EXP SUB ACT (REMAND)	328	Causing hurt by means of poison, etc. with intent to commit an offence
24. IPC Sections - 147, 148, 149, 324, 307, 302, 427 , Other Details - 27 ARMS ACT, 3/4 EXP SUB ACT (REMAND)	333	Voluntarily causing grievous hurt to deter public servant from his duty
	341	wrongful restraint
25. IPC Sections - 147, 148, 149, 307, 353, 124, , Other Details - 37 C.A.L ACT, 27 ARMS ACT (REMAND)	342	wrongful Confinement
26. IPC Sections - 149, 341, 324, 323, 379, 435, 436 , Other Details - (CHARGE)	352	assault or criminal force otherwise than on grave provocation
27. IPC Sections - 147, 148, 149, 353, 435, 307 , Other Details - 27 ARMS ACT (CHARGE)	353	Assault or criminal force to deter public servant from discharge of his duty
28. IPC Sections - 147, 148, 149, 302, 307, 341, 141, 127, 379 , Other Details - 27 ARMS ACT (CHARGE)	364	Kidnapping or abducting in order to murder
	377	Unnatural offences
29. IPC Sections - 147, 148, 107, 341, 342, 323, 352, 114, 302 , Other Details - 27 ARMS ACT (CHARGE)	379	theft
30. IPC Sections - 395, 120B , Other Details - (CHARGE)	380	Theft in dwelling house, etc.
31. IPC Sections - 380, 436, 144, 411, , Other Details - (CHARGE)	384	extortion
	385	Putting person in fear of injury in order to commit extortion
32. IPC Sections - 325 , Other Details - (CHARGE)		

33. IPC Sections - 147, 148, 149, 342, 341,, Other Details - (CHARGE) 34. IPC Sections - 149, 148, 149, 302, 379 , Other Details - 35. IPC Sections - 147, 148, 149, 302, 436, 447, 353, 323, 377, 452, 120B,, Other Details - 27 ARMS ACT, 3/4 EXP ACT			388			Extortion by threat of accusation of an offence punishable with death or imprisonment for life, etc.				
			389			Putting person in fear of accusation of offence, in order to commit extortion				
			395			dacoity				
			399			Making preparation to commit dacoity				
			402			Assembling for purpose of committing dacoity				
			411			Dishonestly receiving stolen property				
			427			Mischief causing damage to the amount of fifty rupees				
			435			Mischief by destroying or moving, etc., a land- mark fixed by public authority Mischief by fire or explosive substance with intent to cause damage to amount of one hundred or (in case of agricultural produce) ten rupees				
			436			Mischief by fire or explosive substance with intent to destroy house, etc.				
447			criminal trespass							
Cases (Convicted) -----No Cases----			452			House-trespass after preparation for hurt, assault or wrongful restraint				
			504			Intentional insult with intent to provoke breach of the peace				
			506			criminal intimidation				
S. No.	Name	State/ Dist	Constituency	Party	Age	Serious IPC Counts	No of Cases in which Accused	No. of Cases in which Convicted	Total	
2	SHIBU SOREN	JHARKHAND	Dumka	JMM	64	3	5	0	5	
Cases (Accused) 1. IPC Sections - 144, 341, 353, 504 , Other Details - 2. IPC Sections - 188 , Other Details - 3. IPC Sections - 323, 342, 504, 347, 348 , 34 , Other Details -			Serious IPC Frequency Table							
			Serious IPC Sections			Number of Times they appear for this candidate				
			302			2				
			307			1				
			Total			3				

	IPC Section	Description
4. IPC Sections - 147, 148, 307, 302, 201 , Other Details - 5. IPC Sections - 148, 149, 302, 436, 429 , Other Details -	34	Acts done by several persons in furtherance of common intention
	144	Joining unlawful assembly armed with deadly weapon
	147	rioting
	148	Rioting, armed with deadly weapon
	149	Every member of unlawful assembly guilty of offence committed in prosecution of common object
	188	Disobedience to order duly promulgated by public servant
	201	Causing disappearance of evidence of offence, or giving false information to screen offender
	302	Murder
	307	Attempt to murder
	323	voluntarily causing hurt
	341	wrongful restraint
	342	wrongful Confinement
	347	Wrongful confinement to extort property, or constrain to illegal act
	348	Wrongful confinement to extort confession, or compel restoration of property
	353	Assault or criminal force to deter public servant from discharge of his duty
	429	Mischief by killing or maiming cattle, etc., of any value or any animal of the value of fifty rupees
Cases (Convicted) -----No Cases----	436	Mischief by fire or explosive substance with intent to destroy house, etc.
	504	Intentional insult with intent to provoke breach of the peace

S. No.	Name	State/ Dist	Constitu-ency	Party	Age	Seri-ous IPC Counts	No of Cases in which Ac-cused	No. of Cases in which Con-victed	Total
3	ARJUN MUNDA	JHARKHAND	Jamshed-pur	BJP	41	0	2	0	2
Cases (Accused)			IPC Section		Description				
			147		rioting				
			148		Rioting, armed with deadly weapon				
			188		Disobedience to order duly promul-gated by public servant				
			323		voluntarily causing hurt				
			427		Mischief causing damage to the amount of fifty rupees				
Cases (Convicted) -----No Cases----			435		Mischief by destroying or moving, etc., a land- mark fixed by public authority Mischief by fire or explo-sive substance with intent to cause damage to amount of one hundred or (in case of agricultural produce) ten rupees				
S. No.	Name	State/ Dist	Constitu-ency	Party	Age	Seri-ous IPC Counts	No of Cases in which Ac-cused	No. of Cases in which Con-victed	Total
4	PASHUPATI NATH SINGH	JHARKHAND	Dhanbad	BJP	60	0	2	0	2
Cases (Accused)			IPC Section		Description				
			143		Being member of an unlawful as-sembly				
			188		Disobedience to order duly promul-gated by public servant				
			341		wrongful restraint				
Cases (Convicted) -----No Cases----									

S. No.	Name	State/ Dist	Constitu-ency	Party	Age	Seri-ous IPC Counts	No of Cases in which Ac-cused	No. of Cases in which Con-victed	Total
5	BABU LAL MARANDI	JHARKHAND	Kodarma	JVM	51	0	1	0	1
Cases (Accused)			IPC Section		Description				
1. IPC Sections - 188 , Other Details - 130 RP Act			188		Disobedience to order duly promul-gated by public servant				
Cases (Convicted) -----No Cases----									
S. No.	Name	State/ Dist	Constitu-ency	Party	Age	Seri-ous IPC Counts	No of Cases in which Ac-cused	No. of Cases in which Con-victed	Total
6	RAVINDRA KUMAR PANDEY	JHARKHAND	Giridih	BJP	50	0	1	0	1
Cases (Accused)			IPC Section		Description				
1. IPC Sections - 143,147,174,341,, Other Details			143		Being member of an unlawful as-sembly				
			147		rioting				
			174		Non-attendance in obedience to an order form public servant				
Cases (Convicted) -----No Cases----			341		wrongful restraint				
S. No.	Name	State/ Dist	Constitu-ency	Party	Age	Seri-ous IPC Counts	No of Cases in which Ac-cused	No. of Cases in which Con-victed	Total
7	SUBODH KANT SAHAY	JHARKHAND	Ranchi	INC	57	0	1	0	1
Cases (Accused)			IPC Section		Description				
1. IPC Sections - 143, 188, 353, 283 , Other Details -			143		Being member of an unlawful as-sembly				
			188		Disobedience to order duly pro-mulgated by public servant				
			283		Danger or obstruction in public way or line of navigation				

Cases (Convicted) -----No Cases-----			353			Assault or criminal force to deter public servant from discharge of his duty			
S. No.	Name	State/ Dist	Constituency	Party	Age	Serious IPC Counts	No of Cases in which Accused	No. of Cases in which Convicted	Total
8	YASHWANT SINHA	JHARKHAND	Hazaribagh	BJP	71	0	1	0	1
Cases (Accused)			IPC Section		Description				
1. IPC Sections - 143, 188, 34 , Other Details -			34		Acts done by several persons in furtherance of common intention				
			143		Being member of an unlawful assembly				
Cases (Convicted) -----No Cases-----			188		Disobedience to order duly promulgated by public servant				

