

**Analysis of Criminal and Financial details  
of Candidates and MLAs  
from Haryana**

**Based on 2009 Assembly Elections**

**A report by**

**HARYANA ELECTION WATCH**

**&**

**ASSOCIATION FOR DEMOCRATIC REFORMS**

Association for Democratic Reforms

B-1/6, Hauz Khas

Delhi-110016

Ph: 011-65901524

Email: [adr@adrindia.org](mailto:adr@adrindia.org)

## **ACKNOWLEDGEMENT**

This chapter would not have been possible without the efforts of several volunteers, groups and organizations from the state. ADR and NEW especially acknowledge with gratitude the efforts of Mr. Jaskirat Singh (North Zone coordinator), Mr. Hemant Goswami (Citizens Voice), Mr. Kamal Anand (People for Transparency), Mr. Hitendra Jain (Resurgence India), Mr. U K Sharda (Resurgence India), Adv. H C Arora (RTI Users Association, Punjab), Mr. V Eshwar Anand (Tribune, Chandigarh).

## Contents

Executive summary of candidates and MLAs .....	3
Voting and winning Trend.....	5
Analysis based on pending criminal cases- candidates .....	7
Party wise break up of candidates with pending criminal cases.....	7
Serious crime distribution – for candidates from major parties.....	8
Party wise comparison of pending criminal cases of candidates in the Haryana Assembly 2005 vs 2009	9
Top 20 candidates with pending criminal cases.....	9
Analysis based on pending criminal cases –MLAs.....	12
Party wise break up of MLAs with pending criminal cases.....	12
Party wise comparison of pending criminal cases on MLAs in the Haryana Assembly 2005 & 2009 ....	13
Serious crimes distribution- MLAs.....	13
MLAs with pending criminal cases .....	14
Analysis based on assets – candidates .....	15
Average assets of candidates – Party wise .....	16
Top 20 crorepati candidates .....	17
Analysis based on assets - MLAs .....	18
Chances of winning based on assets .....	18
Crorepati MLAs - party wise break up .....	19
Average assets per MLA for major parties.....	20
Asset position in constituency among candidates and chances of winning .....	21
Crorepati MLAs – PAN not given .....	22
Details of top 20 MLAs based on maximum assets .....	23
Women representation in Haryana Assembly 2009 Elections.....	24
Asset comparison of re-contesting MLAs of the Haryana Assembly Election, 2009.....	25
Analysis of the first list of Council Of Ministers .....	29
Asset details of all MLAs .....	30
Full details of pending criminal cases on MLAs from the Haryana Assembly.....	36

## HARYANA 2009 ASSEMBLY ELECTIONS

### Haryana 2009 Assembly Elections

Haryana 2009 Assembly Elections were held on 13 October 2009 for 90 constituencies. This chapter includes the analysis of voting trends, criminalization of politics, use of money power, gender disparities etc in these elections. Information provided by the Election Commission of India and details from the affidavits filed by the candidates have been used for the analysis.

### Growth of political parties

In 2005, 27 parties contested Haryana Assembly Elections, which rose to 49 in the 2009 Assembly Elections. This reflects a rise of 81% in the number of parties from 2005 to 2009 Haryana Assembly Elections.

### Growth in number of candidates

A total of 1222 candidates from 49 parties contested Haryana Assembly polls in 2009 as compared to 983 candidates who represented 27 parties in 2005. This shows a growth of 24% in the number of candidates who contested the Assembly Election in 2009.

Out of 1222 candidates in 2009, 1153 were men and 69 (i.e.6%) were women. In 2005, out of 983 candidates, 923 were men and 60 (6%) women. Hence, the percentage of women and men candidates in 2005 and 2009 Haryana Assembly Elections have remained the same.

## Executive summary of Candidates and MLAs

### Summary of Candidates

- Haryana Election Watch (HEW) analyzed affidavits of 855 candidates out of 1222 who contested 2009 Assembly Elections.
- Out of these 855 candidates analyzed, 91 candidates i.e 11% declared pending criminal cases against them. HJC (BL) had 14 out of 87 (16%) candidates with pending criminal cases, INC had 14 out of 90 (16%), INLD had 12 out of 88 (14%), BSP had 12 out of 86 (14%) candidates with pending criminal cases.
- Out of these 91 candidates with pending criminal cases, 33 candidates had serious pending criminal cases like murder, attempt to murder, kidnapping, robbery, extortion etc against them. These include 6 from INC, 3 each from HJC (BL) and BJP, 7 independent candidates and 7 candidates from BSP.

- There were 354 candidates analyzed from 4 major parties (BJP, INC, INLD & BSP) - 90 from BJP, 90 from INC, 88 from INLD and 86 from BSP. Out of these 354 candidates, 46 (13%) candidates had pending criminal cases against them. Comparing this with Haryana 2005 Assembly Elections, there were 154 candidates of these major parties (INC, INLD, BSP & BJP) out of which 29 (19%) candidates had pending criminal cases against them.
- There were 45 IPC cases of heinous nature on these candidates which included murder, attempt to murder, kidnapping, extortion, etc.
- A total of 333 candidates out of 855 candidates analyzed i.e. 39% were crorepatis.
- A total of 4 out of 855 candidates analyzed declared zero assets.
- A total of 202 candidates out of 855 candidates analyzed declared liabilities above 5 lakhs.
- Among the major parties, the average asset per candidate for INC was Rs. 5 crores, for INLD was Rs 3 crores, for HJC (BL) was Rs. 3 crores and for BJP & BSP was Rs. 2 crores each.
- A total of 54% of candidates (458 of 855 analyzed) had not furnished their PAN card details.
- Women candidates were just 69 (6%) as compared to 1153 men (94%).
- Around 39% candidates (334 of 855 candidates analyzed) were graduates & above.

## Summary for MLAs

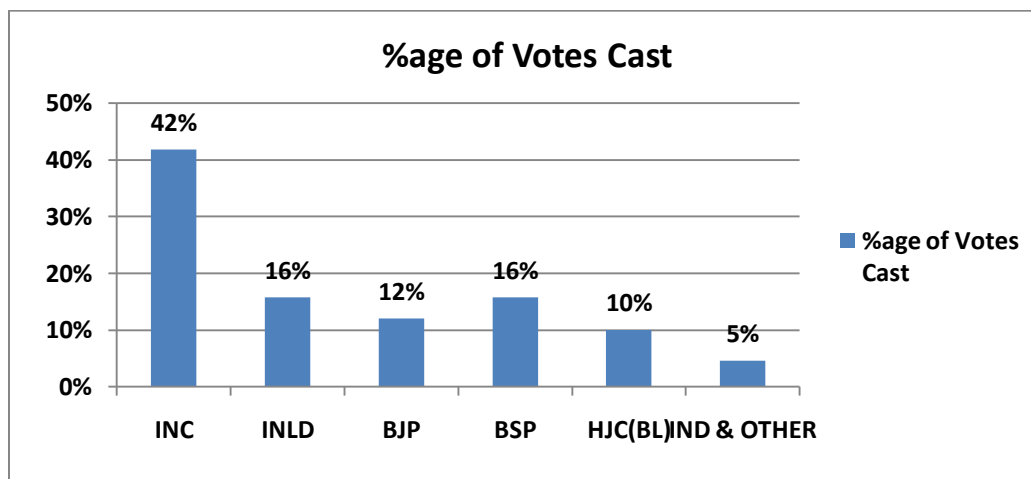
- HEW has analyzed the affidavits of all the 90 MLAs from Haryana 2009 Assembly Elections.
- Out of these 90 MLAs, 15 have pending criminal cases against them. Comparing this to Haryana 2005, 28 MLAs had pending criminal cases against them.
- Out of the 15 MLAs with pending criminal cases, there are pending serious criminal cases against 2 MLAs (2%). Contrasting this with 2005 Haryana Assembly, 13 MLAs (14%) had serious pending criminal cases.
- The number of crorepati MLAs has increased from 47 in Haryana 2005 Assembly Elections to 65 in Haryana 2009 Assembly Elections.
- Among major parties, the average asset per MLA for INC was Rs. 7.99 crores, for INLD Rs. 3.59 crores, for BSP Rs. 6.60 crores, and for HJC (BL) Rs. 4 crores.
- Average asset for a MLA from Haryana was Rs 655 lakhs.
- Out of these 90 MLAs analyzed, 19 had not declared their PAN details.
- Out of 69 women candidates, only 9 won. Hence, only 10% of MLAs from Haryana are women.

## Voting and winning trend

There are 90 constituencies in Haryana. The % of votes polled for major parties clearly show that none of them got anywhere close to the 50% mark. INC managed approx 42 % of the votes cast. INLD managed just 16 % and BJP managed just 12% of the votes cast.

Party	Total Votes Cast	%age of Votes Cast
INC	34,06,194	42%
INLD	12,85,765	16%
BJP	9,85,755	12%
BSP	12,83,980	16%
HJC(BL)	8,16,062	10%
IND & OTHERS	3,75,986	5%

**Table: Party-wise break up total votes cast**



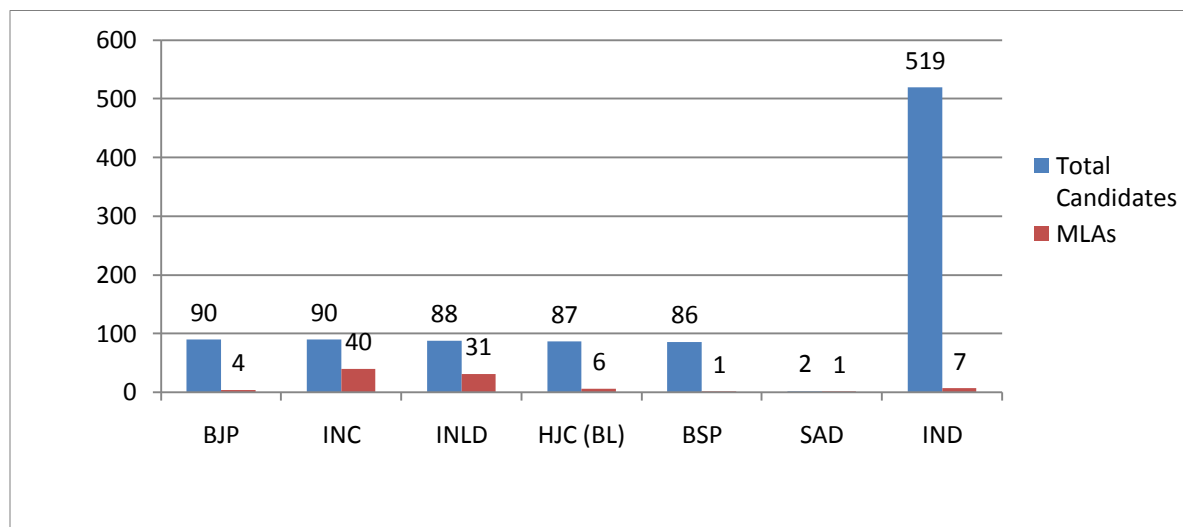
**Figure: Percentage of total votes cast: party-wise**

## Candidates vs MLAs

Maximum number of the MLAs are from INC (40) followed by 31 of INLD. The party wise break-up of MLAs as compared to total candidates from the party is given below:

Party	Total Candidates	MLAs
INC	90	40
BJP	90	4
INLD	88	31
HJC (BL)	87	6
BSP	86	1
SAD	2	1
IND	519	7
Others	260	0
<b>Total</b>	<b>1222</b>	<b>90</b>

**Table: Party-wise break up of candidates and MLAs- Assembly 2009**



**Figure: Candidates vs MLAs- party wise**

## Analysis based on pending criminal cases

### Analysis based on pending criminal cases- candidates

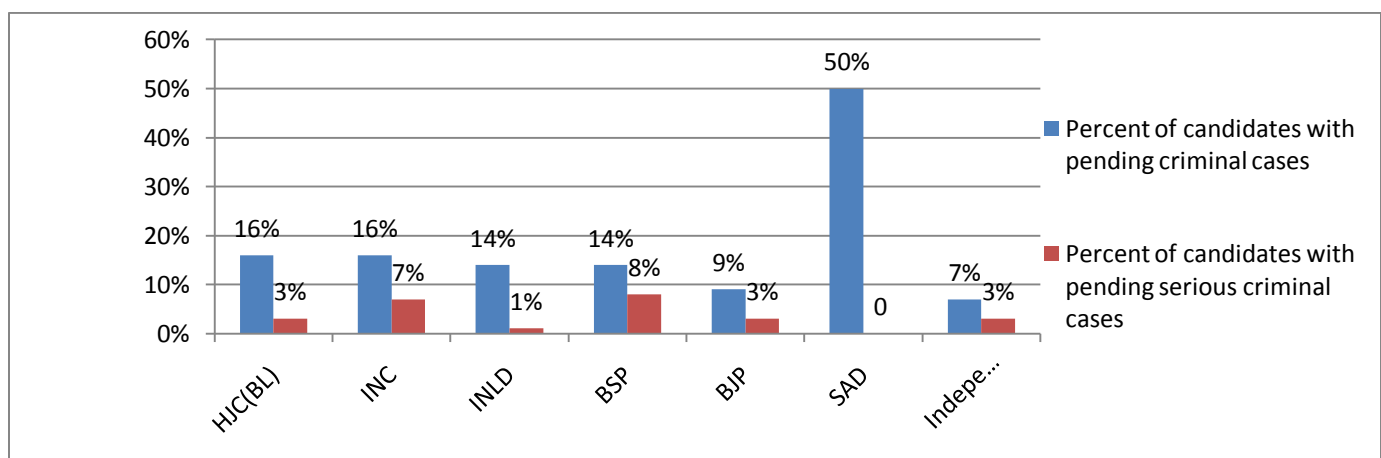
Affidavits of 855 candidates were analyzed by Haryana Election Watch (HEW) for Assam 2009 Assembly Elections. Out of these 855 candidates analyzed, 91 candidates declared pending criminal cases against them. Out of these 91 candidates with pending criminal cases, 33 candidates had pending serious criminal cases like murder, attempt to murder, kidnapping, robbery, extortion etc.

### Party-wise break up of candidates with pending criminal cases

As mentioned above, 91 candidates had criminal cases pending against them. The table below gives the party wise breakup of candidates with pending criminal cases:

Party	Total candidates analysed	Candidates with pending criminal cases	Percent of candidates with pending criminal cases	Number of candidates with pending serious criminal cases	Percent of candidates with pending serious criminal cases
HJC(BL)	87	14	16%	3	3%
INC	90	14	16%	6	7%
INLD	88	12	14%	1	1%
BSP	86	12	14%	7	8%
BJP	90	8	9%	3	3%
SAD	2	1	50%	0	-
Independent	263	18	7%	7	3%
Other Parties	149	12	8%	6	4%
<b>Total</b>	<b>855</b>	<b>91</b>	<b>11%</b>	<b>33</b>	<b>4%</b>

**Table: Candidates with pending criminal cases and serious pending criminal cases- Party- wise break up**



**Figure: Comparison of pending criminal cases and serious pending criminal cases for candidates of main parties**



Two parties with highest number of candidates with pending criminal cases were HJC (BL) and INC, with 14 candidates each. They were followed by INLD and BSP, each with 12 and BJP with 8 candidates having pending criminal cases. The highest number of candidates with pending serious criminal cases were from BSP with 7, INC with 6 and BJP and HJC (BL) with 3 candidates each.

### Serious crime distribution –serious IPC counts of major parties candidates

The table below shows the breakup of serious IPC sections for candidates of major parties. Serious crimes have been distributed in categories of violent crimes, theft related crimes, finance related crimes and other serious crimes.

IPC/Party	IPC Description	IND	BSP	INC	INLD	HJC(BL)	BJP	Total for major parties
<b>Violent Crime:</b>								
302 304 304A 306	Murder & related	3	0	1	0	0	1	5
307	Attempt to murder	1	1	2	1	0	1	6
324 325 326	Voluntarily causing hurt by dangerous weapons or means	3	5	2	0	4	0	14
343 344	Wrongful confinement for three or more days	0	0	0	0	1	0	1
363 364 364A 365	Kidnapping	0	0	0	0	0	0	0
<b>Total Violent Crimes</b>		<b>7</b>	<b>6</b>	<b>5</b>	<b>1</b>	<b>5</b>	<b>2</b>	<b>26</b>
<b>Robbery, extortion, theft etc</b>								
379 380	Theft	2	3	0	3	0	1	9
383 384	Extortion	0	0	0	0	0	0	0
392, 395	robbery, dacoity	0	0	2	0	0	0	2
411 412 415 417 418 419 420	Cheating and dishonesty , stolen property	0	0	0	0	0	0	0
<b>Total Theft related crimes</b>		<b>2</b>	<b>3</b>	<b>2</b>	<b>3</b>	<b>0</b>	<b>1</b>	<b>11</b>
<b>Other serious crimes</b>								
171F	undue influence or personation at an election	0	0	1	0	0	0	1
295	Injuring or defiling place of worship with intent to insult the religion of any class	1	0	0	0	0	0	1
<b>Total Other Serious crimes</b>		<b>1</b>	<b>0</b>	<b>1</b>	<b>0</b>	<b>0</b>	<b>0</b>	<b>2</b>
<b>Grand Total of all serious crimes for major parties</b>		<b>10</b>	<b>9</b>	<b>8</b>	<b>4</b>	<b>5</b>	<b>3</b>	<b>39</b>

Table: Serious IPC section break up for candidates of major parties

## Party-wise comparison of pending criminal cases of candidates in Haryana Assembly 2005 vs 2009

A comparison between candidates with pending criminal cases in Haryana Assembly Elections held in 2005 and 2009 respectively shows that for major parties like INC & BJP the percentage of candidates with pending criminal cases has decreased while for INLD it has increased in Assembly 2009 Elections. Details are given in the table below.

Haryana Assembly Elections, 2005				Haryana Assembly Elections, 2009		
Party	Number of candidates analyzed	Candidates with pending criminal cases	% of candidates with pending criminal cases	Number of candidates analyzed	Candidates with pending criminal cases	% of candidates with pending criminal cases
INC	83	24	29%	90	14	15%
INLD	58	02	3%	88	12	14%
BJP	11	03	27%	90	08	9%

**Table: Comparison of candidates with pending criminal cases: Assembly 2005 vs Assembly 2009**

## Top 20 candidates with serious pending criminal cases

The table below lists top 20 candidates with serious pending criminal cases. Out of a total of 33 candidates with serious pending criminal cases against them, this table lists down the top 20 with respect to crimes like murder, attempt to murder, extortion, theft, dacoity, kidnapping, robbery etc. Only 2 candidates out of 20 with serious pending criminal cases have won the election. The details are given below:

S.No	Name	State/District	Constituency	Party	Serious IPC Counts	Total No of Cases	Brief Details of serious IPC Counts	Won/Lost
1	Dilbagh Singh	YAMUNA NAGAR	Yamunana gar	INLD	4	4	3 charges related to theft(IPC section-379) 1 charges related to Attempt to murder(IPC section-307)	Won
2	Sukhbir	GURGAON	Gurgaon	IND	3	4	1 charges related to theft(IPC section-379)	Won

S.No	Name	State/ District	Constituency	Party	Serious IPC Counts	Total No of Cases	Brief Details of serious IPC Counts	Won/ Lost
							1 charges related to Injuring or defiling place of worship with intent to insult the religion of any class(IPC section-295)  1 charges related to Voluntarily causing hurt by dangerous weapons or means(IPC section-324)	
3	RAJESH KUMAR	GURGAON	Pataudi	HJC(BL)	3	2	2 charges related to voluntarily causing grievous hurt(IPC section-325)  1 charges related to Voluntarily causing hurt by dangerous weapons or means(IPC section-324)	Lost
4	BIR SINGH	GURGAON	Badshahpur	IND	2	2	1 charges related to Voluntarily causing hurt by dangerous weapons or means(IPC section-324)  1 charges related to Attempt to murder(IPC section-307)	Lost
5	Dalbir S/o Neki Ram	BHIWANI	Badhra	BSP	2	2	2 charges related to voluntarily causing grievous hurt(IPC section-325)	Lost
6	SANJAY CHOKAR	PANIPAT	Samalkha	INC	2	1	1 charges related to voluntarily causing grievous hurt(IPC section-325)  1 charges related to dacoity(IPC section-395)	Lost
7	SUBHASH CHAUDHARY	YAMUNA NAGAR	Jagadhri	INC	2	1	1 charges related to voluntarily causing grievous hurt(IPC section-325)  1 charges related to robbery(IPC section-392)	Lost
8	Praveen Chauhan	AMBALA	Ambala Cantt.	BSP	2	1	1 charges related to Voluntarily causing hurt by dangerous weapons or means(IPC section-324)  1 charges related to Voluntarily causing grievous hurt by dangerous weapons or means(IPC section-326)	Lost

S.No	Name	State/ District	Constituency	Party	Serious IPC Counts	Total No of Cases	Brief Details of serious IPC Counts	Won/ Lost
9	Karan Dagar	FARIDABAD	Hodal	IND	1	4	1 charges related to theft(IPC section-379)	Lost
10	Om Pal Tongar	FARIDABAD	Ballabhgarh	BSP	1	4	1 charges related to Attempt to murder(IPC section-307)	Lost
11	Satvinder	PANIPAT	Panipat Rural	BSP	1	3	1 charges related to theft(IPC section-379)	Lost
12	Jitendra Jog	HISAR	Barwala	BJP	1	3	1 charges related to Theft in dwelling house, etc.(IPC section-380)	Lost
13	Om Parkash	GURGAON	Pataudi	Samast Bhartiya Party	1	2	1 charges related to extortion(IPC section-384)	Lost
14	Puran Parkash	AMBALA	Ambala City	HJC(BL)	1	2	1 charges related to Voluntarily causing hurt by dangerous weapons or means(IPC section-324)	Lost
15	Bhim Singh	GURGAON	Gurgaon	BSP	1	1	1 charges related to voluntarily causing grievous hurt(IPC section-325)	Lost
16	Preet Mahender Singh	SIRSA	Dabwali	BSP	1	1	1 charges related to theft(IPC section-379)	Lost
17	BHARAT SINGH BENIWAL	SIRSA	Ellenabad	INC	1	1	1 charges related to Attempt to murder(IPC section-307)	Lost
18	Ram Niwas Rana	HISAR	Hisar	HJC(BL)	1	1	1 charges related to Wrongful confinement for ten or more days(IPC section-344)	Lost
19	DEVENDER CHAWLA	YAMUNA NAGAR	Yamunana gar	INC	1	1	1 charges related to Abetment of suicide(IPC section-306)	Lost
20	Surinder	SONIPAT	Sonipat	NCP	1	1	1 charges related to Voluntarily causing hurt by dangerous weapons or means(IPC section-324)	Los

**Table: Top 20 candidates with serious pending criminal cases**

## Analysis based on pending criminal cases – MLAs

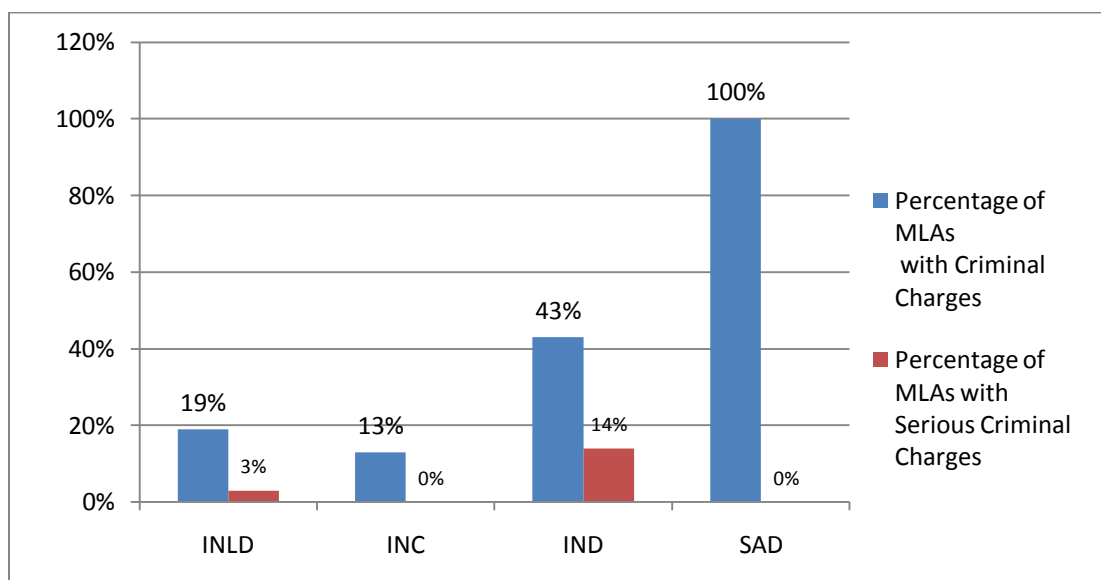
Out of 90 MLAs from Haryana in 2009, 15 MLAs have pending criminal cases against them. Out of these 15 MLAs, there are pending serious criminal cases against 2 MLAs (2% of total MLAs). Contrasting this with 2005 Assembly Elections, out of 28 MLAs with pending criminal cases, 13 MLAs (14 % of total MLAs) had serious pending criminal cases.

### Party wise break up of MLAs with pending criminal cases

The table below gives the information about the MLAs with respect to pending criminal cases against them. A total of 15 MLAs in 2009 Haryana Assembly have pending criminal cases against them, out of which 2 (each from INLD and IND) have serious pending criminal cases against them-

Party	Total Candidates Analyzed	Total MLAs analyzed	MLAs with pending criminal Cases	Percentage of MLAs with pending criminal cases	MLAs with serious pending criminal cases	%of MLAs with serious pending criminal cases
INLD	88	31	6	19%	1	3%
INC	90	40	5	13%	0	0%
IND	269	7	3	43%	1	14%
SAD	2	1	1	100%	0	0%
Total	-	-	15	-	2	-

**Table: MLAs with pending criminal cases- Party wise**



**Figure: % MLAs with pending criminal cases**

## Party-wise comparison of pending criminal cases on MLAs in Haryana Assembly Elections, 2005 and 2009

A comparison between candidates with pending criminal cases in Haryana Assembly elections held in 2005 and 2009 respectively shows that number of MLAs from INC with pending criminal cases has decreased from 33% in 2005 to 13% in 2009. The details for other parties are given below-

Party	Haryana Assembly 2005			Haryana Assembly 2009		
	Number of MLAs	Number of MLAs with pending criminal cases	% of MLAs with pending criminal cases	Number of MLAs	Number of MLAs with pending criminal cases	% of MLAs with pending criminal cases
INLD	0	0	0%	31	6	19%
INC	67	22	33%	40	5	13%
IND	10	4	40%	7	3	43%
SAD	0	0	0%	1	1	100%

**Table: Party-wise comparison of MLAs with pending criminal cases- Assembly 2005 vs 2009**

## Serious crimes distribution- for MLAs of major parties

There are several cases of violent crimes like murder, attempt to murder, theft, extortion, robbery etc pending against MLAs from Haryana. The table below gives summary of all serious violent offences related to murder, kidnapping, extortion, theft, robbery and dacoity. All serious IPC's have been clubbed under four heads namely- Violent crimes; Robbery, extortion, theft, financial frauds and other serious crimes.

IPC/Party	IPC Description	INLD	IND	Total
<b>Violent Crimes</b>				
307	Attempt to murder	1	0	1
324 325 326	Voluntarily causing hurt by dangerous weapons or means, voluntarily causing grievous hurt, Voluntarily causing grievous hurt by dangerous weapons or means.	0	1	1
<b>Total Violent Crimes</b>		<b>1</b>	<b>1</b>	<b>2</b>
<b>Robbery, extortion, theft etc</b>				
379 380	Theft, Theft in dwelling, house etc.	3	1	4
<b>Total Theft related crimes</b>		<b>3</b>	<b>1</b>	<b>4</b>
<b>Other serious crimes</b>				
295	Injuring or defiling place of worship with intent to insult the religion of any class	0	1	1
<b>Total Other Serious crimes</b>		<b>0</b>	<b>1</b>	<b>1</b>
<b>Grand total of all serious crimes</b>		<b>4</b>	<b>3</b>	<b>7</b>

**Table: Serious IPC section break up for MLAs of major parties**

## MLAs with serious pending criminal cases

Given below are the details of 2 MLAs with serious pending criminal cases in Haryana Assembly Elections, 2009. One belongs to INLD and the other is an independent MLA.

S No	Name	Constituency	Party	Age	Serious IPC Counts	Total no of cases in which accused	Details of serious IPC counts.
1	Dilbagh Singh	Yamunanagar	INLD	38	4	4	1 charge related to attempt to murder & 3 cases of theft
2	Sukhbir	Gurgaon	IND	44	3	4	1 charge each of defiling place of worship, voluntarily causing hurt & theft.

**Table: MLAs with serious pending criminal cases**

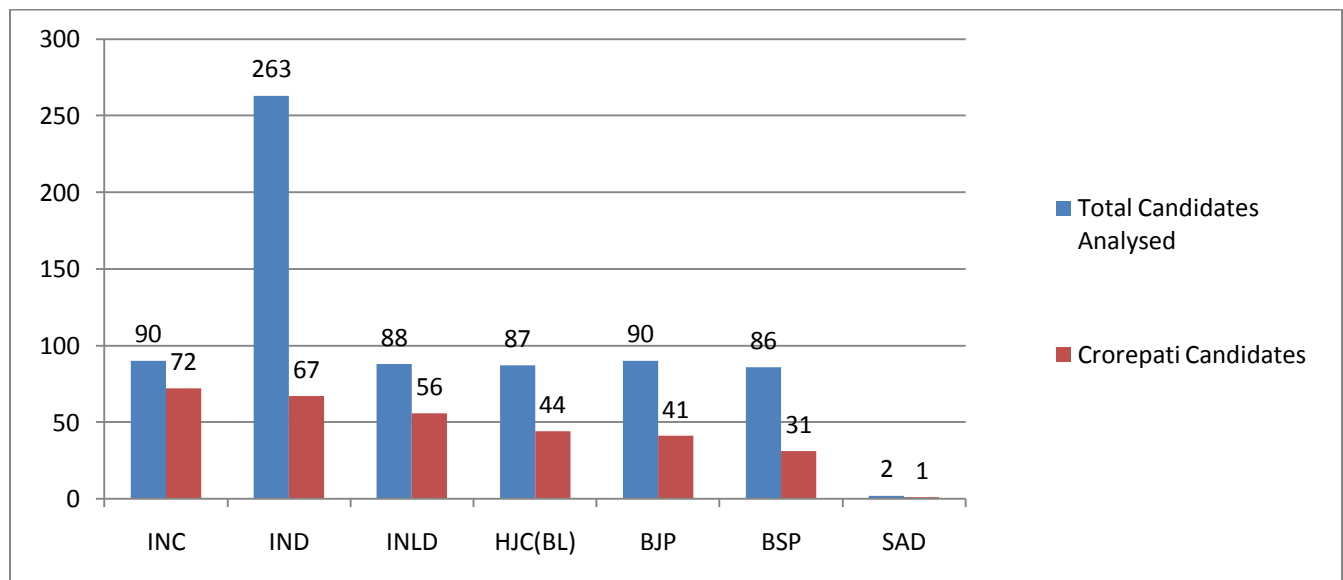
## Analysis based on assets

### Analysis based on assets –candidates

Out of 855 affidavits analysed for candidates in Haryana 2009 Assembly Elections, 332 were crorepatis. 80% of candidates of INC were crorepatis and 64 % of INLD candidates were crorepatis.

Party	Total Candidates Analyzed	Crorepati Candidates	Percent
INC	90	72	80%
IND	263	67	25%
INLD	88	56	64%
HJC(BL)	87	44	51%
BJP	90	41	46%
BSP	86	31	36%
SAD	2	1	50%
Other Parties	149	20	14%
<b>Total</b>	<b>855</b>	<b>332</b>	<b>39%</b>

**Table: Crorepati candidates- Party wise break up**



**Figure: Crorepati candidates from major parties**

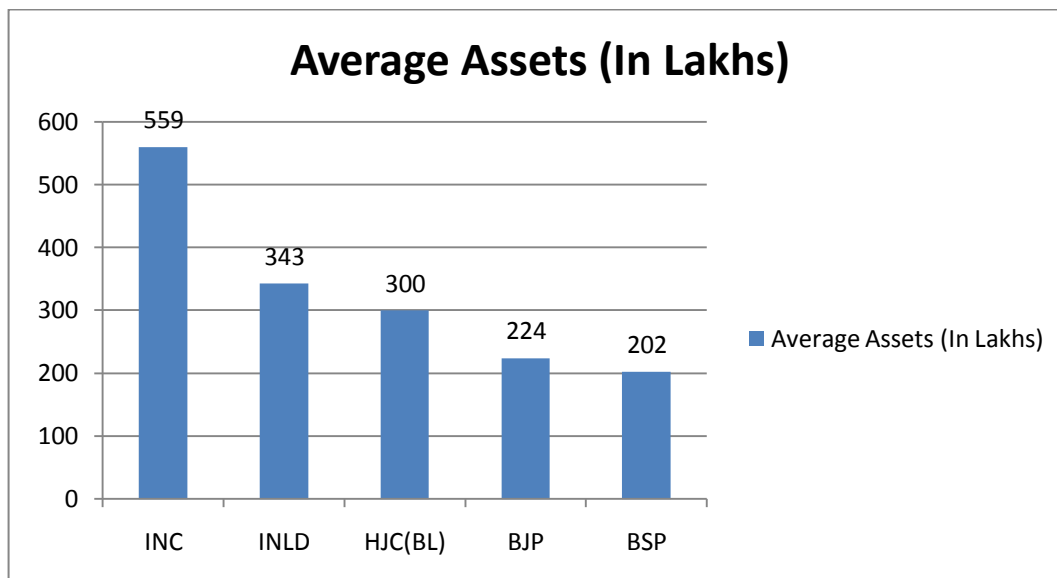


## Average assets of candidates – party- wise

Given below are the average assets per candidate for major parties in Haryana 2009 Assembly Elections. Candidates from INC had average assets worth more than Rs 5 crores, whereas for INLD and HJC (BL), it was approx Rs 3 crores. Details are given below:

Party	Number of Candidates Analyzed	Average Assets
INC	90	Rs 5,59,48,497 ~ 5 Cror+
INLD	88	Rs 3,42,97,508 ~ 3 Cror+
HJC(BL)	87	Rs 3,00,22,202 ~ 3 Cror+
BJP	90	Rs 2,23,53,303 ~ 2 Cror+
BSP	86	Rs 2,02,30,745 ~ 2 Cror+

**Table: Average assets of candidates party-wise**



**Figure: Average assets of candidates- Party-wise**

## Top 20 crorepati candidates

Given below is the list of top 20 crorepati candidates who contested Haryana 2009 Assembly Elections. Out of these 20 candidates, 8 candidates won and rest 12 lost the elections.

S.No	Candidate	Constituency	Party	Total Assets	Movable Assets	Immovable Assets	PAN Given	Won/Lost
1	Mohit	Kosli	HJC(BL)	926,888,131	10,888,131	916,000,000	Y	Lost
2	Venod Sharma	Ambala City	INC	874,010,452	771,630,452	102,380,000	Y	Won
3	Kailash Bhagat	Kaithal	INLD	634,219,174	619,519,174	14,700,000	Y	Lost
4	Gopal Kanda	Sirsa	IND	631,598,366	511,648,366	119,950,000	Y	Won
5	Savitri Jindal	Hisar	INC	436,828,000	177,386,000	259,442,000	Y	Won
6	Sukhbeer	Gurgaon	IND	383,408,703	33,308,703	350,100,000	Y	Won
7	Rajinder Singh Joon	Bahadurgarh	INC	319,508,294	14,901,294	304,607,000	Y	Won
8	Fateh Singh	Garhi Sampla_Kiloi	BSP	292,152,000	652,000	291,500,000	N	Lost
9	Ajay Singh Chautala	Dabwali	INLD	282,148,031	36,163,031	245,985,000	Y	Won
10	Capt. Abhimanyu	Narnaund	BJP	277,619,583	125,169,583	152,450,000	Y	Lost
11	Jaiparkash Dalal	Loharu	IND	268,074,000	110,474,000	157,600,000	Y	Lost
12	Naresh Malik	Bahadurgarh	BJP	256,600,287	42,609,037	213,991,250	Y	Lost
13	Nirmal Rani	Ganaur	HJC(BL)	210,136,554	8,136,554	202,000,000	Y	Lost
14	Kuldeep Bishnoi	Adampur	HJC(BL)	173,086,289	27,636,289	145,450,000	Y	Won
15	Kartar Singh	Badkhal	BSP	171,207,527	18,807,527	152,400,000	Y	Lost
16	Shyam Badana	Faridabad	BSP	171,207,527	18,807,527	152,400,000	Y	Lost
17	Rohtash	Sohna	HJC(BL)	163,496,000	110,440,000	53,056,000	Y	Lost
18	Tajinder Pal Mann	Kalayat	INC	158,700,000	7,100,000	151,600,000	Y	Lost
19	Jogi Ram Sihag	Barwala	IND	155,480,000	7,480,000	148,000,000	N	Lost
20	Om Prakash Chautala	Uchana Kalan	INLD	153,595,730	30,046,230	123,549,500	Y	Won

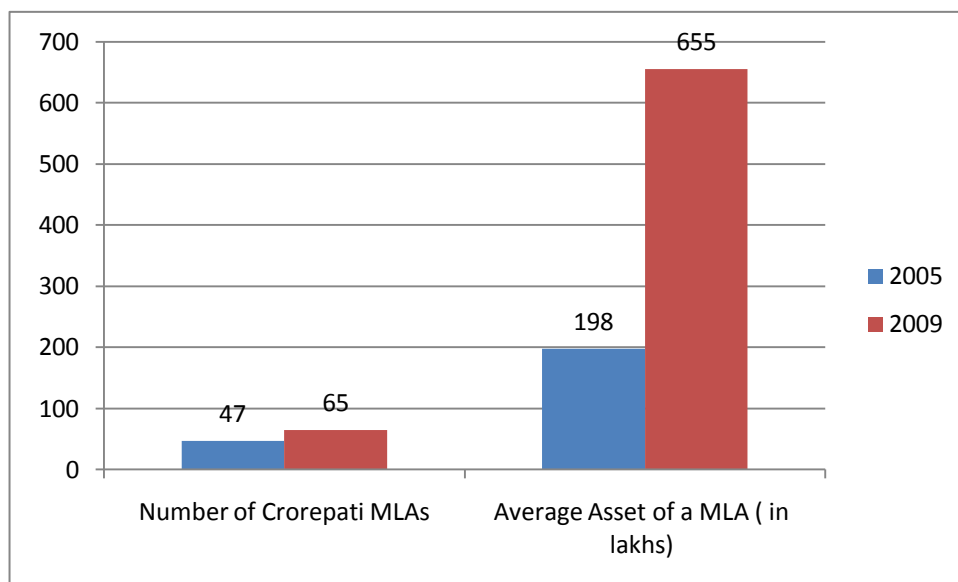
**Table: Top 20 crorepati candidates who contested Haryana 2009 Assembly Elections**

## Analysis based on assets- MLAs

The table given below presents a comparison based on assets of MLAs. From Assembly 2005 to Assembly 2009, the number of crorepati MLAs has increased by 38%. Average asset of a MLA has increased by 230% when compared to Assembly 2005.

	In Haryana Assembly 2005	In Haryana Assembly 2009	Increase	% Increase
Number of Crorepati MLAs	47	65	18	38%
Average Asset of a MLA ( in lakhs)	198	655	457	230.81%

**Table: Comparison Assembly 2005 and 2009 based on assets**



**Figure: Comparison Assembly 2005 and 2009 based on assets**

## Chances of winning based on assets

As can be seen from the table, the higher the assets the more are the chances of winning of a candidate. A total of 33% of the candidates who declared assets of Rs 5 crore and above won. On the other hand, 2% of candidates with assets less than Rs 10 lakhs won. The election results seem to be highly influenced by the money power of the candidates.

Value of assets	No. of candidates	No. of MLAs	% of MLAs
Very high (5 cr and above)	85	28	33%
High (50 lakhs to 5 cr)	354	47	13%
Medium (10 lakhs to 50 lakhs)	202	10	5%
Low (less than 10 lakhs)	214	5	2%

**Table: Chances of winning based on assets**

### Crorepati MLAs- party-wise break up

The table given below shows that a total of 72% (65 out of 90) MLAs are crorepati in Haryana Assembly 2009. Party wise break up is given below-

Party	Total candidates analyzed	Total crorepati candidates	Total MLAs analyzed	Total crorepati MLAs	%age of crorepati MLAs
BJP	90	41	4	2	50%
INC	90	72	40	32	80%
INLD	88	56	31	19	61%
HJC (BL)	87	44	6	4	67%
BSP	86	31	1	1	100%
SAD	2	1	1	0	0%
IND	263	67	7	7	100%

**Table: Crorepati MLAs- party -wise break up**

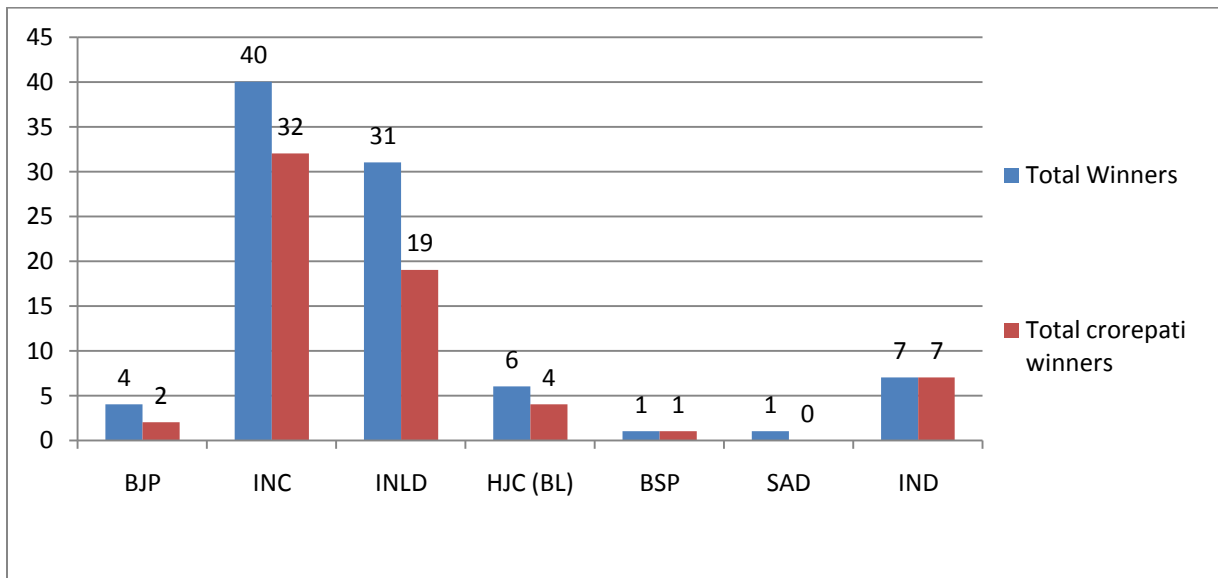


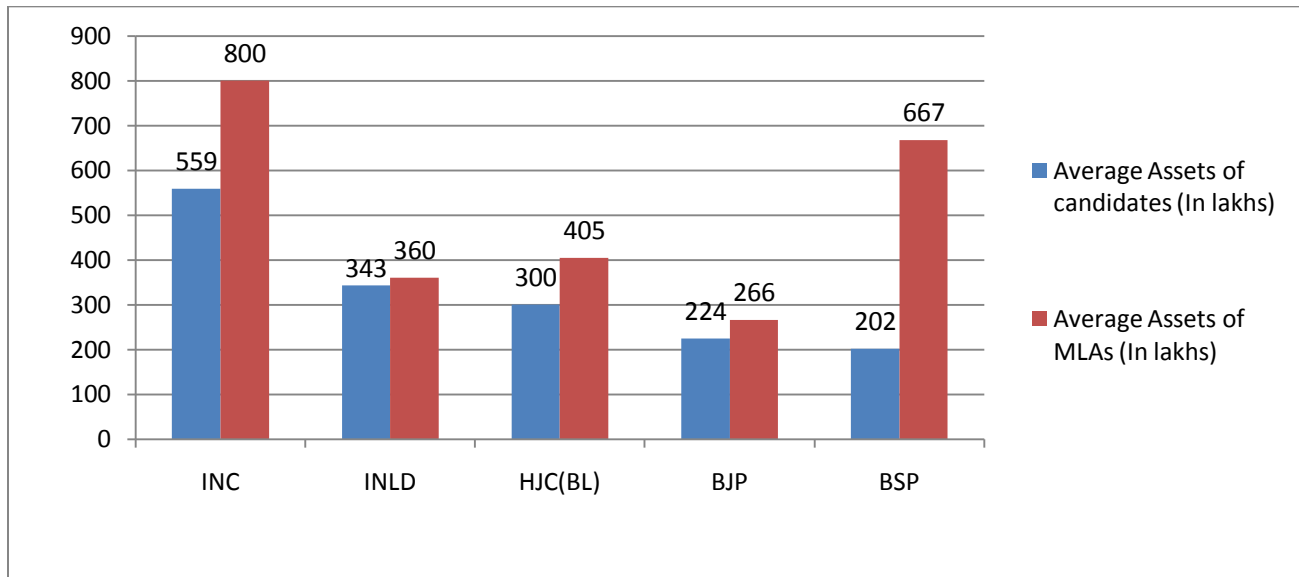
Figure: Number of crorepati MLAs out of total MLAs- party- wise.

### Average assets per MLA of major parties

Average assets for MLAs of INC was approx Rs. 8 crores, for INLD, it was approx Rs. 4 crores. Details are given below:

Party	Candidate Analyzed	Average Assets of Candidates	No. of MLAs	Average Assets of MLAs
INC	90	Rs 5,59,48,497 ~ 5 Cror+	40	Rs 7,99,83,175 ~ 7 Cror+
INLD	88	Rs 3,42,97,508 ~ 3 Cror+	31	Rs 3,59,73,014 ~ 3 Cror+
HJC(BL)	87	Rs 3,00,22,202 ~ 3 Cror+	6	Rs 4,05,05,876 ~ 4 Cror+
BJP	90	Rs 2,23,53,303 ~ 2 Cror+	4	Rs 2,65,72,222 ~ 2 Cror+
BSP	86	Rs 2,02,30,745 ~ 2 Cror+	1	Rs 6,66,99,670 ~ 6 Cror+

Table: Average assets for candidates and MLAs of various parties



**Figure: Comparison average assets for candidates and MLAs in Assembly Elections, 2009**

### Asset position in constituency among candidates and chances of winning

The following table gives an analysis of asset position in the constituency among candidates (highest asset to lowest asset) and their chances of winning. From 29 constituencies i.e. 32% constituencies, candidates with highest declared assets according to their own self-sworn affidavits emerged as MLAs. From 21% constituencies candidates with second highest declared assets won. The number of MLAs kept decreasing according to their asset position in the constituency as per their self declared affidavits.

Position in constituency based on assets	Total MLAs	% of MLAs
1	29	32%
2	19	21%
3	15	17%
4	8	9%
5	5	6%
6	8	9%
7	2	2%
8	2	2%
10	1	1%
12	1	1%
<b>Grand Total</b>	<b>90</b>	<b>100%</b>

**Table: Position in constituency based on assets and MLAs**

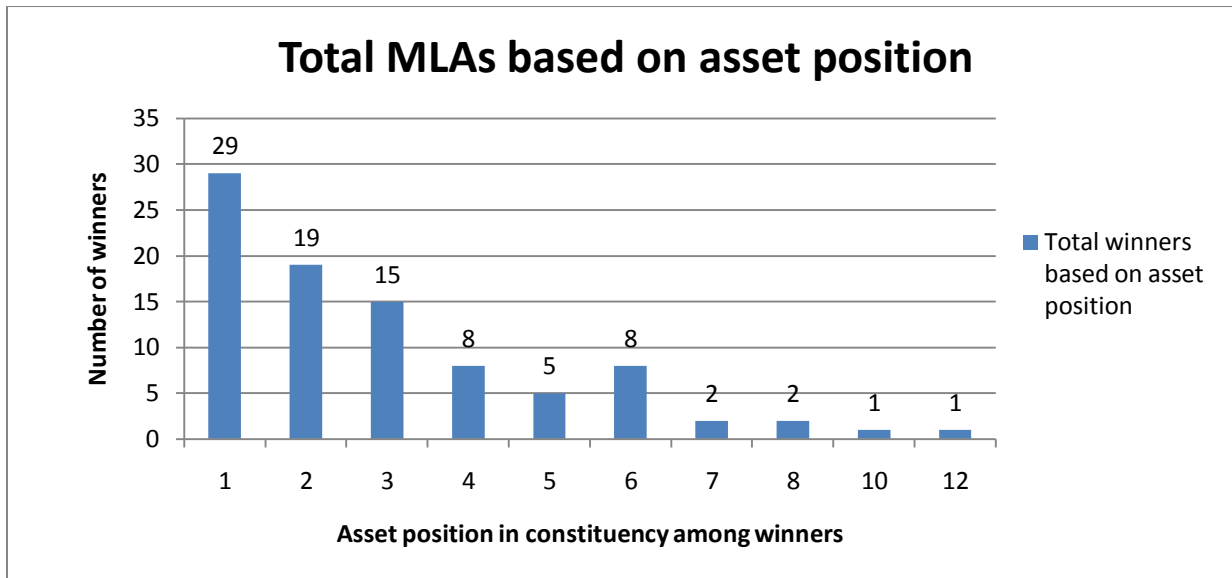


Figure: Total winners based on asset position.

## Crorepati MLAs – PAN not given

Given below is the list of MLAs who have not declared their PAN numbers although their total assets run into crores. There are a total of 8 MLAs who have not furnished their PAN details. These MLAs are:

Name	Constituency	Party	Age	Movable Assets (Rs)	Immovable Assets (Rs)	Total Assets (Rs)	PAN Given
Sher Singh	Ladwa	INLD	59	36,31,000	8,46,25,000	8,82,56,000 8 Cror+	N
Akram Khan	Jagadhri	BSP	39	17,31,545	6,49,68,125	6,66,99,670 6 Cror+	N
Shiv Charan Tejpal	Faridabad NIT	IND	65	53,01,805	3,77,11,832	4,30,13,637 4 Cror+	N
Dharampal	Loharu	INLD	62	17,23,492	2,05,00,000	2,22,23,492 2 Cror+	N
Pt. Zila Ram Chochra	Assandh	HJC(BL)	52	24,11,703	1,35,00,000	1,59,11,703 1 Cror+	N
Bahadur Singh	Nangal Chaudhry	INLD	54	15,50,120	1,21,83,303	1,37,33,423 1 Cror+	N
NARESH SHARMA	Badli	INC	45	16,01,318	1,02,00,000	1,18,01,318 1 Cror+	N
Jaleb Khan	Hathin	IND	69	4,50,000	1,00,00,000	1,04,50,000 1 Cror+	N

Table: Crorepati MLAs PAN not given

## Details of top 20 MLAs based on maximum assets

The table given below is a list of 20 MLAs from Haryana with highest assets.

S No	Name	Constituency	Party	Age	Movable Assets (Rs)	Immovable Assets (Rs)	Total Assets (Rs)	PAN Given
1	VENOD SHARMA	Ambala City	INC	61	77,16,30,452	10,23,80,000	87,40,10,452 <b>87 Cror+</b>	Y
2	Gopal Kanda	Sirsa	IND	44	51,16,48,366	11,99,50,000	63,15,98,366 <b>63 Cror+</b>	Y
3	SAVITRI JINDAL	Hisar	INC	59	17,73,86,000	25,94,42,000	43,68,28,000 <b>43 Cror+</b>	Y
4	Sukhbeer	Gurgaon	IND	44	3,33,08,703	35,01,00,000	38,34,08,703 <b>38 Cror+</b>	Y
5	RAJINDER SINGH JOON	Bahadurgarh	INC	53	1,49,01,294	30,46,07,000	31,95,08,294 <b>31 Cror+</b>	Y
6	Ajay Singh Chautala	Dabwali	INLD	48	3,61,63,031	24,59,85,000	28,21,48,031 <b>28 Cror+</b>	Y
7	Kuldeep Bishnoi	Adampur	HJC(BL)	41	2,76,36,289	14,54,50,000	17,30,86,289 <b>17 Cror+</b>	Y
8	OM PRAKASH CHAUTALA	Uchana Kalan	INLD	72	3,00,46,230	12,35,49,500	15,35,95,730 <b>15 Cror+</b>	Y
9	Om Parkash Chutala	Ellenabad	INLD	72	3,00,46,230	12,35,49,500	15,35,95,730 <b>15 Cror+</b>	Y
10	MAHENDER PRATAP	Badkhal	INC	62	1,18,49,020	13,18,00,000	14,36,49,020 <b>14 Cror+</b>	Y
11	KRISHAN HOODA	Baroda	INC	64	12,42,629	11,19,00,000	11,31,42,629 <b>11 Cror+</b>	Y
12	SMT. KIRAN CHAUDHARY	Tosham	INC	53	4,08,56,000	6,81,37,000	10,89,93,000 <b>10 Cror+</b>	Y
13	RAM KISHAN	Naraingarh	INC	45	46,04,177	10,38,00,000	10,84,04,177 <b>10 Cror+</b>	Y
14	HARMOHINDER SINGH CHATHA	Pehowa	INC	74	25,21,195	10,26,99,998	10,52,21,193 <b>10 Cror+</b>	Y
15	Dilbagh Singh	Yamunanagar	INLD	38	3,81,18,904	5,59,69,000	9,40,87,904 <b>9 Cror+</b>	Y
16	Sher Singh	Ladwa	INLD	59	36,31,000	8,46,25,000	8,82,56,000 <b>8 Cror+</b>	N
17	SUMITA SINGH	Karnal	INC	50	1,82,33,134	6,13,30,000	7,95,63,134 <b>7 Cror+</b>	Y
18	CAPT. AJAY SINGH YADAV	Rewari	INC	52	1,12,28,820	6,50,96,000	7,63,24,820 <b>7 Cror+</b>	Y
19	BALBIR PAL SHAH	Panipat City	INC	59	2,40,10,751	4,87,60,000	7,27,70,751 <b>7 Cror+</b>	Y
20	Krishnapal Gurjar	Tigaon	BJP	52	70,06,161	6,46,47,984	7,16,54,145 <b>7 Cror+</b>	Y

**Table: List of top 20 MLAs based on maximum assets**



## Women representation in Haryana 2009 Assembly Elections

The table below gives a comparative analysis of the candidates and MLAs of Haryana Assembly elections based on gender. The table clearly shows that a very small number of women contested (6%) and won the elections.

PARTY	No. of candidates (men)	No. of candidates (women)	% of candidates (women)	No. of MLAs (men)	No. of MLAs (women)	% of MLAs (women)
INC	79	11	12%	33	7	18%
BJP	84	6	7%	3	1	25%
INLD	80	8	9%	30	1	3%
BSP	79	7	8%	1	0	0%
HJC (BL)	81	6	7%	6	0	0%
SAD	1	1	50%	1	0	0%
IND	499	20	4%	7	0	0%
Other parties	250	10	4%	0	0	0%
<b>TOTAL</b>	<b>1153</b>	<b>69</b>	<b>6%</b>	<b>81</b>	<b>9</b>	<b>10%</b>

Table: Party wise female representation analysis

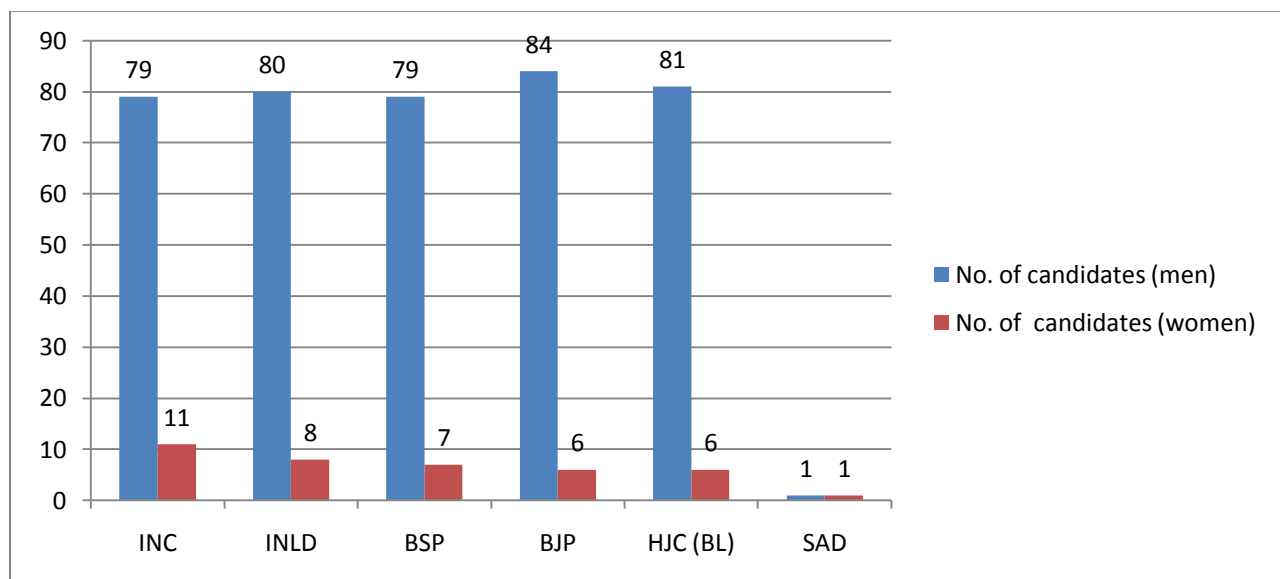


Figure: Candidate distribution (major party-wise) based on gender

## Asset comparison of re-contesting MLAs in Haryana Assembly Elections, 2009

The comparison given is based upon the affidavits filed by contestants as part of the Assembly Elections in 2005 and 2009. MLAs whose affidavits were not completely available from either 2005 or 2009 elections have been marked with \*.

### Executive summary

The highlights of the analysis for re-contesting MLAs are-

- Total re-contesting MLAs= 40
- The average assets for these re contesting MLAs as declared in 2004= Rs 16,533,043 (1.6 Cr)
- The average asset for these re contesting MLAs as declared in 2009= Rs 63,804,123 (6.3 Cr)
- Average asset growth for these re contesting MLAs = Rs 47,271,080 (4.7 Cr)
- Percentage growth in assets for these re contesting MLAs = 293.75%

### Asset analysis of re-contesting MLAs

In the table given below the analysis of re-contesting MLAs is presented.

S.No.	Name	2009 Party	2009 Constituency	Assets in 2005	Assets in 2009	Increase	Percent Increase	Won/ Lost	Comments
1	VENOD KUMAR SHARMA	INC	Ambala City	93,682,806	874,010,452	780,327,646	833%	Won	
2	OM PRAKASH CHAUTALA	INLD	Uchana Kalan	63,005,982	153,595,730	90,589,748	144%	Won	
3	KARAN SINGH DALAL	INC	Palwal	21,269,762	108,107,141	86,837,379	408%	Lost	
4	HARMOHINDER SINGH CHATTHA*	INC	Pehowa	23,145,000	105,221,193	82,076,193	355%	Won	Bad scan 2004 Movable assets page
5	PARSANNI DEVI	INC	Panipat Rural	15,459,732	89,766,000	74,306,268	481%	Lost	
6	DINESH	INC	Pundri	8,537,745	78,091,349	69,553,604	815%	Lost	

S.No.	Name	2009 Party	2009 Constituency	Assets in 2005	Assets in 2009	Increase	Percent Increase	Won/ Lost	Comments
	KAUSHIK								
7	DURA RAM*	INC	Fatehabad	16,921,909	69,739,779	52,817,870	312%	Lost	Bad scan 2004 affidavit
8	SUMITA SINGH*	INC	Karnal	30,342,690	79,563,134	49,220,444	162%	Won	Bad scan 2004 affidavit
9	HARSH KUMAR	INC	Hathin	7,917,007	52,027,650	44,110,643	557%	Lost	
10	BHUPINDER	INC	Pataudi	10,538,106	48,100,119	37,562,013	356%	Lost	
11	NIRPENDER	INC	Dadri	15,928,500	52,003,429	36,074,929	226%	Lost	
12	DAN SINGH	INC	Mahendragarh	17,119,282	53,123,408	36,004,126	210%	Won	
13	ANITA YADAV	INC	Ateli	3,605,582	39,188,530	35,582,948	987%	Won	
14	SOMVIR SINGH	INC	Loharu	24,856,607	59,160,995	34,304,388	138%	Lost	
15	BALBIR PAL SHAH	INC	Panipat City	41,338,891	72,770,751	31,431,860	76%	Won	
16	MANGE RAM GUPTA	INC	Jind	10,831,000	40,972,000	30,141,000	278%	Lost	
17	RANBIR SINGH MAHENDRA	INC	Badhra	30,757,387	60,836,969	30,079,582	98%	Lost	
18	RANDEEP SINGH SURJEWALA	INC	Kaithal	14,246,000	44,050,000	29,804,000	209%	Won	
19	RAKESH KUMAR	HJC(BL)	Indri	13,814,415	37,028,523	23,214,108	168%	Lost	
20	BIRENDER SINGH	INC	Uchana Kalan	34,107,650	57,265,957	23,158,307	68%	Lost	
21	ANIL THAKAR	INC	Sonipat	7,093,788	28,700,041	21,606,253	305%	Lost	
22	LACHHMAN DASS ARORA	INC	Sirsa	13,103,202	31,706,244	18,603,042	142%	Lost	
23	DHARAMBIR	INC	Gurgaon	17,083,088	35,681,543	18,598,455	109%	Lost	

S.No.	Name	2009 Party	2009 Constituency	Assets in 2005	Assets in 2009	Increase	Percent Increase	Won/ Lost	Comments
24	GEETA	INC	Jhajjar	6,177,000	23,335,000	17,158,000	278%	Won	
25	SAHIDA	INLD	Sohna	4,457,073	20,733,804	16,276,731	365%	Lost	
26	NIRMAL SINGH MOHRA	INC	Ambala Cantt.	15,690,511	31,361,413	15,670,902	100%	Lost	
27	ANAND SINGH DANGI	INC	Meham	7,531,000	21,645,409	14,114,409	187%	Won	
28	BACHAN SINGH ARYA	IND	Safidon	3,768,000	15,457,000	11,689,000	310%	Lost	
29	RAMESH KUMAR GUPTA	INC	Thanesar	11,315,932	21,692,476	10,376,544	92%	Lost	
30	RAMKISHAN FAUJI	INC	Bawani Khera	2,007,643	11,921,755	9,914,112	494%	Won	
31	DR. SHIV SHANKER BHARDWAJ	INC	Bhiwani	16,504,839	25,022,287	8,517,448	52%	Lost	
32	SHAKUNTLA BHAGWARIA	INC	Bawal	12,940,814	21,400,218	8,459,404	65%	Lost	
33	DR. SUSHIL KUMAR INDORA*	INC	Kalanwali	9,518,588	17,715,724	8,197,136	86%	Lost	Bad scan 2004 Movable assets page
34	GIAN CHAND*	INLD	Ratia	1,160,000	7,650,695	6,490,695	560%	Won	Bad scan 2009 Movable assets page
35	DR. RAGHUVIR SINGH	INC	Beri	9,782,275	15,123,910	5,341,635	55%	Won	
36	PHOOL CHAND MULLANA	INC	Mulana	8,955,611	14,100,000	5,144,389	57%	Lost	
37	RADHEY SHYAM	INC	Nangal Chaudhry	3,107,010	8,117,197	5,010,187	161%	Lost	
38	SHARDA RATHORE	INC	Ballabgarh	81,663	4,563,630	4,481,967	5488%	Won	

S.No.	Name	2009 Party	2009 Constituency	Assets in 2005	Assets in 2009	Increase	Percent Increase	Won/ Lost	Comments
39	BALWANT SINGH	INLD	Sadhaura	9,203,952	13,223,947	4,019,995	44%	Lost	
40	UDAI BHAN*	INC	Hodal	4,413,672	8,389,508	3,975,836	90%	Lost	Bad scan 2009 Movable assets page

## Analysis of the first list of council of ministers

### Pending criminal cases details

Haryana Election Watch has analysed affidavits of 10 ministers from the first list of council of ministers. A total of 3 out of 10 ministers from the first list of Council of Ministers have pending criminal cases. These ministers are:

1. Randeep Singh Surjewala (INC)
2. Gopal Kanda (IND)
3. Sukhbeer (IND)

Randeep Singh Surjewala (INC) has declared that there are pending criminal cases of “rioting (armed with deadly weapon), “voluntarily causing hurt to deter public servant from his duty” and “assault or criminal force to deter public servant from discharge of his duty pending against him”.

Gopal Kanda has declared that there are pending criminal cases such as “rioting (armed with deadly weapon)”, “voluntarily causing hurt to deter public servant from his duty” and “assault or criminal force to deter public servant from discharge of his duty”.

Sukhbeer has declared that there are serious pending criminal cases of “injuring or defiling place of worship with intent to insult the religion of any class”, “voluntarily causing hurt by dangerous weapons or means” and “theft” pending against him.

### Financial details

All the analysed ministers in the Council of Ministers from Haryana are crorepatis. Out of these 6 are from INC and 4 contested elections as independents. Maximum assets have been declared by Gopal Kanda (IND) followed by Sukhbeer (IND) and Mahender Pratap (INC). The details of all crorepati ministers are given below:

S No	Name	Constituency	Party	Age	Total Assets (Rs)
1	Gopal Kanda	Sirsa	IND	44	63,15,98,366 <b>63 Cror+</b>
2	Sukhbeer	Gurgaon	IND	44	38,34,08,703 <b>38 Cror+</b>
3	Mahender Pratap	Badkhal	INC	62	14,36,49,020 <b>14 Cror+</b>
4	Capt. Ajay Singh Yadav	Rewari	INC	52	7,63,24,820 <b>7 Cror+</b>
5	S. Paramvir Singh	Tohana	INC	54	5,08,76,578 <b>5 Cror+</b>
6	Randeep Singh Surjewala	Kaithal	INC	42	4,40,50,000 <b>4 Cror+</b>

S No	Name	Constituency	Party	Age	Total Assets (Rs)
7	Shiv Charan Tejpal	Faridabad NIT	IND	65	4,30,13,637 4 Cror+
8	Bhupinder Singh Hooda	Garhi Sampla_Kiloi	INC	62	3,74,44,082 3 Cror+
9	Om Prakash Jain	Panipat Rural	IND	59	2,68,69,944 2 Cror+
10	Geeta Bukhal	Jhajjar	INC	40	2,33,35,000 2 Cror+

### Asset details for all MLAs

S. No	Name	Constituency	Party	Age	Total Assets (Rs)	Movable Assets (Rs)	Immovable Assets (Rs)	Liabilities (Rs.)	PAN Given
1	VENOD SHARMA	Ambala City	INC	61	87,40,10,452 87 Cror+	77,16,30,452 77 Cror+	10,23,80,000 10 Cror+	0.00	Y
2	Gopal Kanda	Sirsa	IND	44	63,15,98,366 63 Cror+	51,16,48,366 51 Cror+	11,99,50,000 11 Cror+	642730.00 6 Lacs+	Y
3	SAVITRI JINDAL	Hisar	INC	59	43,68,28,000 43 Cror+	17,73,86,000 17 Cror+	25,94,42,000 25 Cror+	0.00	Y
4	Sukhbir	Gurgaon	IND	44	38,34,08,703 38 Cror+	3,33,08,703 3 Cror+	35,01,00,000 35 Cror+	0.00	Y
5	RAJINDER SINGH JOON	Bahadur garh	INC	53	31,95,08,294 31 Cror+	1,49,01,294 1 Cror+	30,46,07,000 30 Cror+	76714000.00 7 Cror+	Y
6	Ajay Singh Chautala	Dabwali	INLD	48	28,21,48,031 28 Cror+	3,61,63,031 3 Cror+	24,59,85,000 24 Cror+	4195149.00 41 Lacs+	Y
7	Kuldeep Bishnoi	Adampur	HJC(BL)	41	17,30,86,289 17 Cror+	2,76,36,289 2 Cror+	14,54,50,000 14 Cror+	12810613 4.00 12 Cror+	Y
8	OM PRAKASH CHAUTALA	Uchana Kalan	INLD	72	15,35,95,730 15 Cror+	3,00,46,230 3 Cror+	12,35,49,500 12 Cror+	0.00	Y
9	Om Parkash Chutala	Ellenabad	INLD	72	15,35,95,730 15 Cror+	3,00,46,230 3 Cror+	12,35,49,500 12 Cror+	0.00	Y

S. No	Name	Constituency	Party	Age	Total Assets (Rs)	Movable Assets (Rs)	Immovable Assets (Rs)	Liabilities (Rs.)	PAN Given
10	MAHENDER PRATAP	Badkhal	INC	62	14,36,49,020 14 Cror+	1,18,49,020 1 Cror+	13,18,00,000 13 Cror+	4432000.00 44 Lacs+	Y
11	KRISHAN HOODA	Baroda	INC	64	11,31,42,629 11 Cror+	12,42,629 12 Lacs+	11,19,00,000 11 Cror+	4548133.00 45 Lacs+	Y
12	SMT. KIRAN CHAUDHARY	Tosham	INC	53	10,89,93,000 10 Cror+	4,08,56,000 4 Cror+	6,81,37,000 6 Cror+	1065000.00 10 Lacs+	Y
13	RAM KISHAN	Naraingarh	INC	45	10,84,04,177 10 Cror+	46,04,177 46 Lacs+	10,38,00,000 10 Cror+	0.00	Y
14	HARMOHINDER SINGH CHATHA	Pehowa	INC	74	10,52,21,193 10 Cror+	25,21,195 25 Lacs+	10,26,99,998 10 Cror+	1900000.00 19 Lacs+	Y
15	Dilbagh Singh	Yamunanagar	INLD	38	9,40,87,904 9 Cror+	3,81,18,904 3 Cror+	5,59,69,000 5 Cror+	2976000.00 29 Lacs+	Y
16	Sher Singh	Ladwa	INLD	59	8,82,56,000 8 Cror+	36,31,000 36 Lacs+	8,46,25,000 8 Cror+	1131809.00 11 Lacs+	N
17	SUMITA SINGH	Karnal	INC	50	7,95,63,134 7 Cror+	1,82,33,134 1 Cror+	6,13,30,000 6 Cror+	0.00	Y
18	CAPT. AJAY SINGH YADAV	Rewari	INC	52	7,63,24,820 7 Cror+	1,12,28,820 1 Cror+	6,50,96,000 6 Cror+	1704000.00 17 Lacs+	Y
19	BALBIR PAL SHAH	Panipat City	INC	59	7,27,70,751 7 Cror+	2,40,10,751 2 Cror+	4,87,60,000 4 Cror+	206396.00 2 Lacs+	Y
20	Krishnapal Gurjar	Tigaon	BJP	52	7,16,54,145 7 Cror+	70,06,161 70 Lacs+	6,46,47,984 6 Cror+	1724770.00 17 Lacs+	Y
21	RAO DHARAMPAL	Badshahpur	INC	66	6,73,05,223 6 Cror+	1,21,05,223 1 Cror+	5,52,00,000 5 Cror+	127930.00 1 Lacs+	Y
22	Akram Khan	Jagadhri	BSP	39	6,66,99,670 6 Cror+	17,31,545 17 Lacs+	6,49,68,125 6 Cror+	0.00	N
23	RAGHBIR SINGH TEWATIA	Prithla	INC	51	6,41,15,137 6 Cror+	27,11,610 27 Lacs+	6,14,03,527 6 Cror+	425000.00 4 Lacs+	Y
24	Narinder Sangwan	Gharaunda	INLD	40	6,31,70,661 6 Cror+	6,70,661 6 Lacs+	6,25,00,000 6 Cror+	5433097.00 54 Lacs+	Y
25	Prahlad Singh	Fatehabad	IND	54	5,74,08,556 5 Cror+	28,90,556 28 Lacs+	5,45,18,000 5 Cror+	167823.00 1 Lacs+	Y



S. No	Name	Constituency	Party	Age	Total Assets (Rs)	Movable Assets (Rs)	Immovable Assets (Rs)	Liabilities (Rs.)	PAN Given
26	YADUVENDRA SINGH	Kosli	INC	52	5,63,24,254 5 Cror+	50,40,254 50 Lacs+	5,12,84,000 5 Cror+	88192.00 88 Thou+	Y
27	Dan Singh	Mahendragarh	INC	53	5,31,23,408 5 Cror+	76,52,908 76 Lacs+	4,54,70,500 4 Cror+	1361000.00 13 Lacs+	Y
28	S. PARAMVIR SINGH	Tohana	INC	54	5,08,76,578 5 Cror+	1,01,93,799 1 Cror+	4,06,82,779 4 Cror+	1073088.00 10 Lacs+	Y
29	JAI TIRTH DAHIYA	Rai	INC	57	4,67,76,898 4 Cror+	1,32,76,898 1 Cror+	3,35,00,000 3 Cror+	0.00	Y
30	RANDEEP SINGH SURJEWAL A	Kaithal	INC	42	4,40,50,000 4 Cror+	44,90,000 44 Lacs+	3,95,60,000 3 Cror+	11166000.00 11 Cror+	Y
31	Shiv Charan Tejpal	Faridabad NIT	IND	65	4,30,13,637 4 Cror+	53,01,805 53 Lacs+	3,77,11,832 3 Cror+	243000.00 2 Lacs+	N
32	CH. SAMPAT SINGH	Nalwa	INC	62	4,17,57,006 4 Cror+	68,87,171 68 Lacs+	3,48,69,835 3 Cror+	835160.00 8 Lacs+	Y
33	ANITA YADAV	Ateli	INC	45	3,91,88,530 3 Cror+	39,02,330 39 Lacs+	3,52,86,200 3 Cror+	11117000.00 11 Cror+	Y
34	BHUPINDER SINGH HOODA	Garhi Sampla_Kiloi	INC	62	3,74,44,082 3 Cror+	1,94,44,082 1 Cror+	1,80,00,000 1 Cror+	2000000.00 20 Lacs+	Y
35	ADV. BHARAT BHUSHAN BATRA	Rohtak	INC	57	3,61,43,899 3 Cror+	28,21,399 28 Lacs+	3,33,22,500 3 Cror+	2637936.00 26 Lacs+	Y
36	PARDEEP CHAUDHARY	Kalka	INLD	48	3,57,11,000 3 Cror+	28,61,000 28 Lacs+	3,28,50,000 3 Cror+	2005540.00 20 Lacs+	Y
37	Dharambir	Sohna	INC	54	3,47,77,437 3 Cror+	50,77,437 50 Lacs+	2,97,00,000 2 Cror+	1800000.00 18 Lacs+	Y
38	Om Prakash Jain	Panipat Rural	IND	59	2,68,69,944 2 Cror+	21,19,944 21 Lacs+	2,47,50,000 2 Cror+	880299.00 8 Lacs+	Y
39	JAGBIR MALIK	Gohana	INC	59	2,61,95,285 2 Cror+	17,95,285 17 Lacs+	2,44,00,000 2 Cror+	5189311.00 51 Lacs+	Y
40	Ghanshyam Saraf	Bhiwani	BJP	46	2,54,96,487 2 Cror+	49,00,787 49 Lacs+	2,05,95,700 2 Cror+	4889100.00 48 Lacs+	Y

S. No	Name	Constituency	Party	Age	Total Assets (Rs)	Movable Assets (Rs)	Immovable Assets (Rs)	Liabilities (Rs.)	PAN Given
41	GEETA BUKHAL	Jhajjar	INC	40	2,33,35,000 2 Cror+	41,35,000 41 Lacs+	1,92,00,000 1 Cror+	6212000.00 62 Lacs+	Y
42	MOHAMMAD ILIYAS	Punahana	INLD	55	2,28,69,040 2 Cror+	18,72,040 18 Lacs+	2,09,97,000 2 Cror+	867131.00 8 Lacs+	Y
43	ANAND KAUSHIK	Faridabad	INC	56	2,27,44,172 2 Cror+	2,44,172 2 Lacs+	2,25,00,000 2 Cror+	0.00	Y
44	Dharampal	Loharu	INLD	62	2,22,23,492 2 Cror+	17,23,492 17 Lacs+	2,05,00,000 2 Cror+	502037.00 5 Lacs+	N
45	Parminder Singh Dhul	Julana	INLD	52	2,19,12,940 2 Cror+	16,12,940 16 Lacs+	2,03,00,000 2 Cror+	718655.00 7 Lacs+	Y
46	Narinder Singh	Narnaul	HJC(BL)	46	2,17,44,029 2 Cror+	1,14,74,029 1 Cror+	1,02,70,000 1 Cror+	449261.00 4 Lacs+	Y
47	ANAND SINGH DANGI	Meham	INC	58	2,16,45,409 2 Cror+	37,45,409 37 Lacs+	1,79,00,000 1 Cror+	2715160.00 27 Lacs+	Y
48	Saroj	Narnaund	INLD	48	2,08,68,434 2 Cror+	13,68,434 13 Lacs+	1,95,00,000 1 Cror+	1290376.00 12 Lacs+	Y
49	Raghubir Singh	Badhra	INLD	65	1,76,71,471 1 Cror+	17,11,471 17 Lacs+	1,59,60,000 1 Cror+	250000.00 2 Lacs+	Y
50	Bishan Lal Saini	Radaur	INLD	55	1,70,77,848 1 Cror+	47,67,848 47 Lacs+	1,23,10,000 1 Cror+	4125736.00 41 Lacs+	Y
51	Pt. Zila Ram Chochra	Assandh	HJC(BL)	52	1,59,11,703 1 Cror+	24,11,703 24 Lacs+	1,35,00,000 1 Cror+	174660.00 1 Lacs+	N
52	KULDEEP SHARMA	Ganaur	INC	53	1,56,93,687 1 Cror+	88,93,687 88 Lacs+	68,00,000 68 Lacs+	325546.00 3 Lacs+	Y
53	DR. RAGHUVIR SINGH KADIAN	Beri	INC	65	1,51,23,910 1 Cror+	10,34,210 10 Lacs+	1,40,89,700 1 Cror+	3460000.00 34 Lacs+	Y
54	Bahadur Singh	Nangal Chaudhry	INLD	54	1,37,33,423 1 Cror+	15,50,120 15 Lacs+	1,21,83,303 1 Cror+	0.00	N
55	Dharam Singh	Samalkha	HJC(BL)	48	1,36,88,876 1 Cror+	16,88,876 16 Lacs+	1,20,00,000 1 Cror+	0.00	Y
56	Kali Ram Patwari	Safidon	INLD	49	1,36,57,000 1 Cror+	2,57,000 2 Lacs+	1,34,00,000 1 Cror+	880000.00 8 Lacs+	Y
57	Subhash Choudhry	Palwal	INLD	58	1,36,55,000 1 Cror+	5,55,000 5 Lacs+	1,31,00,000 1 Cror+	0.00	Y

S. No	Name	Constituency	Party	Age	Total Assets (Rs)	Movable Assets (Rs)	Immovable Assets (Rs)	Liabilities (Rs.)	PAN Given
58	Ram Pal	Kalayath	INLD	54	1,36,13,961 1 Cror+	11,13,961 11 Lacs+	1,25,00,000 1 Cror+	1447420.00 14 Lacs+	Y
59	Ashok Kumar Arora	Thanesar	INLD	50	1,26,48,175 1 Cror+	78,48,175 78 Lacs+	48,00,000 48 Lacs+	259063.00 2 Lacs+	Y
60	Sultan	Pundri	IND	48	1,24,52,889 1 Cror+	2,52,889 2 Lacs+	1,22,00,000 1 Cror+	400000.00 4 Lacs+	Y
61	RAM KISHAN FAUJI	Bawani Khara	INC	41	1,19,21,755 1 Cror+	17,16,205 17 Lacs+	1,02,05,550 1 Cror+	350000.00 3 Lacs+	Y
62	NARESH SHARMA	Badli	INC	45	1,18,01,318 1 Cror+	16,01,318 16 Lacs+	1,02,00,000 1 Cror+	90000.00 90 Thou+	N
63	RAM NIWAS GOHRALA	Barwala	INC	41	1,16,34,500 1 Cror+	32,34,500 32 Lacs+	84,00,000 84 Lacs+	516000.00 5 Lacs+	Y
64	Rajbir Singh	Mulana	INLD	42	1,05,33,050 1 Cror+	8,70,550 8 Lacs+	96,62,500 96 Lacs+	0.00	Y
65	Jaleb Khan	Hathin	IND	69	1,04,50,000 1 Cror+	4,50,000 4 Lacs+	1,00,00,000 1 Cror+	360000.00 3 Lacs+	N
66	Vinod Bhayana	Hansi	HJC(BL)	51	94,97,778 94 Lacs+	20,47,778 20 Lacs+	74,50,000 74 Lacs+	0.00	Y
67	Satpal	Dadri	HJC(BL)	67	91,06,578 91 Lacs+	21,06,578 21 Lacs+	70,00,000 70 Lacs+	0.00	Y
68	Gian Chand	Ratia	INLD	65	76,50,695 76 Lacs+	14,38,695 14 Lacs+	62,12,000 62 Lacs+	1480000.00 14 Lacs+	Y
69	Dr. Hari Chand Midha	Jind	INLD	67	75,81,664 75 Lacs+	13,81,664 13 Lacs+	62,00,000 62 Lacs+	180000.00 1 Lacs+	Y
70	DEVENDER	Panchkula	INC	43	74,60,000 74 Lacs+	17,60,000 17 Lacs+	57,00,000 57 Lacs+	7584666.00 75 Lacs+	Y
71	Kavita Jain	Sonipat	BJP	34	66,21,711 66 Lacs+	37,23,311 37 Lacs+	28,98,400 28 Lacs+	1247685.00 12 Lacs+	Y
72	Ashok Kashyap	Indri	INLD	42	65,60,000 65 Lacs+	5,60,000 5 Lacs+	60,00,000 60 Lacs+	132500.00 1 Lacs+	Y
73	Krishan Lal Panwar	Israna	INLD	51	57,51,216 57 Lacs+	9,51,216 9 Lacs+	48,00,000 48 Lacs+	0.00	Y
74	Mamu Ram	Nilokheri	INLD	62	56,12,459 56 Lacs+	62,459 62 Thou+	55,50,000 55 Lacs+	128740.00 1 Lacs+	N
75	NARESH SELWAL	Uklana	INC	35	55,88,176 55 Lacs+	5,88,176 5 Lacs+	50,00,000 50 Lacs+	0.00	N

S. No	Name	Constituency	Party	Age	Total Assets (Rs)	Movable Assets (Rs)	Immovable Assets (Rs)	Liabilities (Rs.)	PAN Given
76	SHARDA RATHORE	Ballabhgarh	INC	41	45,63,630 45 Lacs+	10,53,630 10 Lacs+	35,10,000 35 Lacs+	360000.00 3 Lacs+	Y
77	ANIL DHANDORI	Shahbad	INC	34	45,55,248 45 Lacs+	10,55,248 10 Lacs+	35,00,000 35 Lacs+	0.00	Y
78	Jagdish Nayar	Hodal	INLD	39	42,04,855 42 Lacs+	5,54,855 5 Lacs+	36,50,000 36 Lacs+	52000.00 52 Thou+	Y
79	AFTAB AHMED	Nuh	INC	43	33,79,224 33 Lacs+	32,19,224 32 Lacs+	1,60,000 1 Lacs+	1243000.00 12 Lacs+	Y
80	Nasim Ahmed	Ferozpur Jhirka	INLD	33	30,43,000 30 Lacs+	2,43,000 2 Lacs+	28,00,000 28 Lacs+	400000.00 4 Lacs+	N
81	Krishan Lal	Rania	INLD	46	25,70,000 25 Lacs+	5,70,000 5 Lacs+	20,00,000 20 Lacs+	165000.00 1 Lacs+	N
82	Anil Viz	Ambala Cantt.	BJP	56	25,16,543 25 Lacs+	10,16,543 10 Lacs+	15,00,000 15 Lacs+	0.00	Y
83	RAJ PAL BHUKADI	Sadhaura	INC	38	14,01,732 14 Lacs+	5,01,732 5 Lacs+	9,00,000 9 Lacs+	0.00	N
84	Charanjeet Singh	Kalanwali	SAD	38	11,83,000 11 Lacs+	2,33,000 2 Lacs+	9,50,000 9 Lacs+	0.00	N
85	JAIVIR BALMIKI	Kharkhanda	INC	47	11,50,000 11 Lacs+	2,50,000 2 Lacs+	9,00,000 9 Lacs+	0.00	N
86	SHAKUNTA LA KHATAK	Kalanaur	INC	41	8,36,043 8 Lacs+	1,36,043 1 Lacs+	7,00,000 7 Lacs+	174000.00 1 Lacs+	Y
87	Rameshwar Dayal	Bawal	INLD	50	4,35,253 4 Lacs+	1,35,253 1 Lacs+	3,00,000 3 Lacs+	0.00	N
88	GANGA RAM	Pataudi	INLD	57	3,36,281 3 Lacs+	1,36,281 1 Lacs+	2,00,000 2 Lacs+	10000.00 10 Thou+	N
89	Phool Singh	Guhla	INLD	37	2,21,612 2 Lacs+	2,21,612 2 Lacs+	0	0.00	N
90	Pirithi Singh	Narwana	INLD	63	1,67,500 1 Lacs+	17,500 17 Thou+	1,50,000 1 Lacs+	0.00	N

### Full details of pending criminal cases on MLAs from Haryana Assembly

S.No	Name	State/ District	Constituency	Party	Total No of Cases	Serious IPCs	Other IPCs	Brief Details of IPCs	Won/ Lost
1	Dilbagh Singh	YAMUNANA GAR	Yamunanagar	INLD	4	4	6	3 charges related to theft (IPC Section-379) 1 charges related to Attempt to murder (IPC Section-307) 1 charges related to rioting (IPC Section-147) 1 charges related to Rioting, armed with deadly weapon (IPC Section-148) 1 charges related to Every member of unlawful assembly guilty of offence committed in prosecution of common object (IPC Section-149) 1 charges related to House-trespass after preparation for hurt, assault or wrongful restraint (IPC Section-452) 1 charges related to Intentional insult with intent to provoke breach of the peace (IPC Section-504) 1 charges related to criminal intimidation (IPC Section-506)	Won
2	Sukhbir	GURGAON	Gurgaon	IND	4	3	14	1 charges related to theft (IPC Section-379) 1 charges related to Injuring or defiling place of worship with intent to insult the religion of any class (IPC Section-295) 1 charges related to Voluntarily causing hurt by dangerous weapons or means (IPC Section-324) 3 charges related to criminal intimidation (IPC Section-506) 2 charges related to Every member of unlawful assembly guilty of offence committed in prosecution of common object (IPC Section-149) 2 charges related to voluntarily causing hurt (IPC Section-323) 1 charges related to Punishment of criminal conspiracy (IPC Section-120B) 1 charges related to Rioting, armed with deadly weapon (IPC Section-148) 1 charges related to criminal trespass (IPC Section-447) 1 charges related to Mischief causing damage to the amount of fifty rupees (IPC Section-427) 1 charges related to House-trespass after preparation for hurt, assault or wrongful restraint (IPC Section-452) 1 charges related to Assault or criminal force in attempt wrongfully to confine a person (IPC Section-357) 1 charges related to Disobedience to order duly promulgated by public servant (IPC Section-188)	Won
3	Gopal Kanda	SIRSA	Sirsa	IND	10	0	6	1 charges related to Rioting, armed with deadly weapon (IPC Section-148) 1 charges related to Every member of unlawful	Won

S.No	Name	State/ District	Constituency	Party	Total No of Cases	Serious IPCs	Other IPCs	Brief Details of IPCs	Won/ Lost
								assembly guilty of offence committed in prosecution of common object (IPC Section-149) 1 charges related to Voluntarily causing hurt to deter public servant from his duty (IPC Section-332) 1 charges related to Assault or criminal force to deter public servant from discharge of his duty (IPC Section-353) 1 charges related to Obstructing public servant in discharge of public functions (IPC Section-186) 1 charges related to Assault or criminal force in attempt to commit theft of property carried by a person (IPC Section-356)	
4	RANDEEP SINGH SURJEWALA	KAITHAL	Kaithal	INC	3	0	11	3 charges related to Disobedience to order duly promulgated by public servant (IPC Section-188) 2 charges related to rioting (IPC Section-147) 2 charges related to Obstructing public servant in discharge of public functions (IPC Section-186) 1 charges related to Voluntarily causing hurt to deter public servant from his duty (IPC Section-332) 1 charges related to Assault or criminal force to deter public servant from discharge of his duty (IPC Section-353) 1 charges related to Every member of unlawful assembly guilty of offence committed in prosecution of common object (IPC Section-149) 1 charges related to Rioting, armed with deadly weapon (IPC Section-148)	Won
5	OM PRAKASH CHAUTALA	JIND	Uchana Kalan	INLD	2	0	10	2 charges related to Punishment of criminal conspiracy (IPC Section-120B) 2 charges related to Cheating and dishonestly inducing delivery of property (IPC Section-420) 2 charges related to Forgery of valuable security, will, etc. (IPC Section-467) 2 charges related to Forgery for purpose of cheating (IPC Section-468) 2 charges related to Using as genuine a forged document or electronic record (IPC Section-471)	Won
6	Om Parkash Chutala	SIRSA	Ellenabad	INLD	2	0	10	2 charges related to Punishment of criminal conspiracy (IPC Section-120B) 2 charges related to Cheating and dishonestly inducing delivery of property (IPC Section-420) 2 charges related to Forgery of valuable security, will, etc. (IPC Section-467) 2 charges related to Forgery for purpose of cheating (IPC Section-468) 2 charges related to Using as genuine a forged document or electronic record (IPC Section-471)	Won
7	Jaleb	FARIDABAD	Hathin	IND	1	0	4	1 charges related to wrongful Confinement (IPC	Won

S.No	Name	State/ District	Constituency	Party	Total No of Cases	Serious IPCs	Other IPCs	Brief Details of IPCs	Won/ Lost
	Khan							Section-342) 1 charges related to Assault or criminal force to deter public servant from discharge of his duty (IPC Section-353) 1 charges related to House-trespass after preparation for hurt, assault or wrongful restraint (IPC Section-452) 1 charges related to Voluntarily causing grievous hurt to deter public servant from his duty (IPC Section-333)	
8	Charanjee Singh	SIRSA	Kalanwali	SAD	1	0	2	1 charges related to Criminal breach of trust by public servant, or by banker, merchant or agent (IPC Section-409) 1 charges related to Cheating and dishonestly inducing delivery of property (IPC Section-420)	Won
9	Ajay Singh Chautala	SIRSA	Dabwali	INLD	1	0	5	1 charges related to Punishment of criminal conspiracy (IPC Section-120B) 1 charges related to Cheating and dishonestly inducing delivery of property (IPC Section-420) 1 charges related to Forgery of valuable security, will, etc. (IPC Section-467) 1 charges related to Forgery for purpose of cheating (IPC Section-468) 1 charges related to Using as genuine a forged document or electronic record (IPC Section-471)	Won
10	Sher Singh	KURUKSHETRA	Ladwa	INLD	1	0	5	1 charges related to Punishment of criminal conspiracy (IPC Section-120B) 1 charges related to Cheating and dishonestly inducing delivery of property (IPC Section-420) 1 charges related to Forgery of valuable security, will, etc. (IPC Section-467) 1 charges related to Forgery for purpose of cheating (IPC Section-468) 1 charges related to Using as genuine a forged document or electronic record (IPC Section-471)	Won
11	Phool Singh	KAITHAL	Guhla	INLD	1	0	4	1 charges related to Obstructing public servant in discharge of public functions (IPC Section-186) 1 charges related to Voluntarily causing hurt to deter public servant from his duty (IPC Section-332) 1 charges related to Assault or criminal force to deter public servant from discharge of his duty (IPC Section-353) 1 charges related to Wearing grab or carrying token used by public servant with fraudulent intent (IPC Section-171)	Won
12	YADUVE NDRA SINGH	REWARI	Kosli	INC	1	0	4	1 charges related to Mischief causing damage to the amount of fifty rupees (IPC Section-427) 1 charges related to House-trespass after preparation for hurt, assault or wrongful restraint (IPC Section-452) 1 charges related to criminal intimidation (IPC Section-	Won



S.No	Name	State/ District	Constituency	Party	Total No of Cases	Serious IPCs	Other IPCs	Brief Details of IPCs	Won/ Lost
								506) 1 charges related to Acts done by several persons in furtherance of common intention (IPC Section-34)	
13	CH. SAMPAT SINGH	HISAR	Nalwa	INC	1	0	0		Won
14	SHARDA RATHORE	FARIDABAD	Ballabhgar h	INC	1	0	6	1 charges related to rioting (IPC Section-147) 1 charges related to Rioting, armed with deadly weapon (IPC Section-148) 1 charges related to Assault or criminal force to deter public servant from discharge of his duty (IPC Section-353) 1 charges related to Obstructing public servant in discharge of public functions (IPC Section-186) 1 charges related to wrongful restraint (IPC Section-341) 1 charges related to criminal intimidation (IPC Section-506)	Won
15	ANAND KAUSHIK	FARIDABAD	Faridabad	INC	1	0	4	1 charges related to rioting (IPC Section-147) 1 charges related to Every member of unlawful assembly guilty of offence committed in prosecution of common object (IPC Section-149) 1 charges related to wrongful restraint (IPC Section-341) 1 charges related to Danger or obstruction in public way or line of navigation (IPC Section-283)	Won



## LIST OF SERIOUS IPC SECTIONS CONSIDERED FOR THE REPORT

Serious IPC Section	Description
121	Waging, or attempting to wage war, or abetting waging of war, against the Government of India
121A	Conspiracy to commit offences punishable by section 121
122	Collecting arms, etc., with intention of waging war against the Government of India
123	Concealing with intent to facilitate design to wage war
124	Assaulting President, Governor, etc., with intent to compel or restrain the exercise of any lawful power
124A	Sedition
153A	Promoting enmity between different groups on grounds of religion, race, place of birth, residence, language, etc., and doing acts prejudicial to maintenance of harmony
171B	Bribery
171C	Undue influence at elections
171D	Presentation at elections
171E	Bribery
171F	undue influence or personation at an election
171G	False statement in connection with an election
171H	Illegal payments in connection with an election
171I	Failure to keep election accounts
172	Absconding to avoid service of summons or other proceeding
177	Furnishing false information
181	False statement on oath or affirmation to public servant or person authorized to administer an oath or affirmation
191	Giving false evidence
192	Fabricating false evidence
193	False evidence
194	Giving or fabricating false evidence with intent to procure conviction of capital offence
195	Giving or fabricating false evidence with intent to procure conviction of offence punishable with imprisonment for life or imprisonment
196	Using evidence known to be false
197	Issuing or signing false certificate
198	Using as true a certificate known to be false
230	Coin defined
231	Counterfeiting coin
232	Counterfeiting Indian coin
233	Making or selling instrument for counterfeiting coin
234	Making or selling instrument for counterfeiting Indian coin
235	Possession of instrument, or material for the purpose of using the same for counterfeiting coin
236	Abetting in India the counterfeiting out of India of coin
237	Import or export of counterfeit coin
238	Import or export of counterfeits of the India coin

Serious IPC Section	Description
239	Delivery of coin, possessed with knowledge that it is counterfeit
240	Delivery of Indian coin, possessed with knowledge that it is counterfeit
241	Delivery of coin as genuine, which, when first possessed, the deliverer did not know to be counterfeit
242	Possession of counterfeit coin by person who knew it to be counterfeit when he became possess thereof
243	Possession of Indian coin by person who knew it to be counterfeit when he became possessed thereof
244	Person employed in mint causing coin to be of different weight or composition from that fixed by law
245	Unlawfully taking coining instrument from mint
246	Fraudulently or dishonestly diminishing weight or altering composition of coin
247	Fraudulently or dishonestly diminishing weight or altering composition of Indian coin
248	Altering appearance of coin with intent that it shall pass as coin of different description
249	Altering appearance of India coin with intent that it shall pass as coin of different description
250	Delivery of coin, possessed with knowledge that it is altered
251	Delivery of Indian coin, possessed with knowledge that it is altered
252	Possession of coin by person who knew it to be altered when he became possessed thereof
253	Possession of Indian coin by person who knew it to be altered when he became possessed thereof
254	Delivery of coin as genuine, which, when first possess, the deliverer did not know to be altered
255	Counterfeiting Government stamp
256	Having possession of instrument or material for counterfeiting Government stamp
257	Making or selling instrument for counterfeiting Government stamp
258	Sale of counterfeit Government stamp
259	Having possession of counterfeit Government stamp
260	Using as genuine a Government stamp known to be a counterfeit
274	Adulteration of drugs
275	Sale of adulterated drugs
292	Sale, etc., or obscene books, etc.
292A	Printing etc. of grossly indecent or scurrilous matter or matter intended for blackmail
293	Sale, etc., of obscene objects to young person
294	Obscene acts and songs
295	Injuring or defiling place of worship with intent to insult the religion of any class
295A	Deliberate and malicious acts, intended to outrage religious feelings or any class by insulting its religion or religious beliefs
299	Culpable homicide
300	Murder
301	Culpable homicide by causing death of person other than person whose death was intended
302	Murder
303	murder by life-convict
304	culpable homicide not amounting to murder
304A	Causing death by negligence
304B	Dowery death

Serious IPC Section	Description
305	Abetment of suicide of child or insane person
306	Abetment of suicide
307	Attempt to murder
308	Attempt to commit culpable homicide
324	Voluntarily causing hurt by dangerous weapons or means
325	voluntarily causing grievous hurt
326	Voluntarily causing grievous hurt by dangerous weapons or means
343	Wrongful confinement for three or more days
344	Wrongful confinement for ten or more days
359	Kidnapping
360	Kidnapping from India
361	Kidnapping from lawful guardianship
362	Abduction
363	kidnapping
363A	Kidnapping or maiming a minor for purposes of begging
364	Kidnapping or abducting in order to murder
364A	Kidnapping for ransom, etc.
365	Kidnapping or abducting with intent secretly and wrongfully to confine person
366	Kidnapping, abducting or inducing woman to compel her marriage, etc.
366A	Procreation of minor girl
366B	Importation of girl from foreign country
367	Kidnapping or abducting in order to subject person to grievous hurt, slavery, etc.
368	Wrongfully concealing or keeping in confinement, kidnapped or abducted person
369	Kidnapping or abducting child under ten years with intent to steal from its person
370	Buying or disposing of any person as slave
371	Habitual dealing in slave
372	Selling minor for purposes of prostitution, etc.
373	Buying minor for purposes of prostitution, etc.
374	Unlawful compulsory labour
375	Rape
376	Rape
378	Theft
379	Theft
380	Theft in dwelling house, etc.
381	Theft by clerk or servant of property in possession of master
382	Theft after preparation made for causing death, hurt or restraint in order to the committing of the theft
383	Extortion
384	Extortion
395	Dacoity
396	Dacoity with murder
411	Dishonestly receiving stolen property
412	Dishonestly receiving property stolen in the commission of a dacoity
413	Habitually dealing in stolen property
414	Assisting in concealment of stolen property

Serious IPC Section	Description
415	Cheating
416	Cheating by personation
417	Cheating
418	Cheating with knowledge that wrongful loss may ensue to person whose interest offender is bound to protect
419	Cheating by personation
420	Cheating and dishonestly inducing delivery of property
463	Forgery
465	forgery
466	Forgery of record of court or of public register, etc.
467	Forgery of valuable security, will, etc.
468	Forgery for purpose of cheating
469	Forgery for purpose of harming reputation
470	Forged document or electronic record
471	Using as genuine a forged document or electronic record

## DISCLAIMER

All information about candidates, MLAs and Ministers in this report has been taken from the affidavits filed by candidates with their nomination papers. Copies of affidavits were obtained from the Election Commission (Website <http://eci.nic.in>). While all efforts have been made to ensure that the information is in keeping with what is mentioned in the affidavits, in case of discrepancy between information in this report and that given in the affidavits, the information reported in the affidavits filed by candidates should be treated as correct. Association for Democratic Reforms, Haryana Election Watch and their volunteers are not responsible or liable for any damage arising directly or indirectly from the publication of this report.