

Gujarat

Lok Sabha 2009 Elections

CONTENTS

Executive summary for candidates & MPs	391
Voting and Winning Trend	393
Analysis based on pending criminal cases.....	395
Pending criminal cases- analysis for candidates.....	395
Party wise break up for candidates with pending criminal cases	395
Serious crimes distribution for candidates– Party wise	397
Details for candidates based on pending criminal cases.....	397
Pending criminal cases analysis for MPs.....	401
Party wise break up for MPs with pending criminal cases.....	402
Party wise comparison of pending criminal cases on MPs in LS 2004 vs. LS 2009	403
Party wise break up for MPs with serious pending criminal cases.....	404
Top 5 MPs with most serious pending criminal cases.....	405
Analysis based on assets.....	406
Analysis based on assets – for candidates	406
Average assets for candidates	407
Top 20 crorepati candidates.....	408
Analysis based on assets- for MPs.....	410
Chances of winning based on assets.....	411
Crorepati MPs- Party wise break up.....	411
Average assets per MP for major parties	412
Asset position in constituency among candidates and chances of winning.....	413
Details of top 20 MPs based on maximum assets.....	414
Female representation in Lok Sabha 2009 elections	416
Full Asset and pending criminal cases details.....	417
Assets for all MPs from Gujarat in Lok Sabha 2009.....	417
Full details of pending criminal cases on MPs from Gujarat	422

Gujarat Election Watch*

Lok Sabha elections 2009

Lok Sabha 2009 elections were held in a single phase in Gujarat on April 30, 2009. This chapter includes the analysis of voting trend, criminalization, money power, gender, etc in these elections. Information provided by ECI and details from the affidavits filed by the contesting candidates have been used for above analysis.

Growth of political parties

In Lok Sabha 2004, 14 parties contested elections which rose to 32 parties in Lok Sabha 2009 elections. This reflects a rise of 120 % in the number of parties from Lok Sabha 2004 elections to Lok Sabha 2009 elections.

Growth in number of candidates

In Lok Sabha 2004 Elections, the total number of candidates contesting elections for 26 seats in the State was 162, which rose to 359 in the 2009 elections. The state witnessed an increase in number of candidates by 197 or 122%.

Executive summary for candidates and MPs

Summary for candidates

- Affidavits of all 359 contesting elections were analysed by Gujarat Election Watch for Lok Sabha 2009 elections.
- Out of these 359 candidates, 69 candidates or 19.22% declared pending criminal cases against them. Out of the total 26 candidates of BJP, 11(42.31%) had pending criminal cases. 10 candidates of INC out of 26 (38.46%) and 24 of the 174 independent candidates had pending criminal cases against them.
- Out of these 69 candidates with pending criminal cases, 34 had pending serious criminal cases against them. BJP had 7 & INC had 5 candidates with pending serious criminal cases against them.
- There were 96 IPC charges of serious nature which included murder, kidnapping, theft, robbery, dacoity and financial crimes related to cheating and forgery.
- There were total 16 Red Alert constituencies where 3 or more contesting candidates had pending criminal cases against them. Junagadh had 6 candidates with pending criminal cases followed by Navsari with 5 candidates having pending criminal cases against them.
- A total of 47 candidates out of 359 i.e. 13.09 % were crorepatis.
- A total of 4 candidates declared zero assets.
- Among major parties, the average asset per candidate for INC was Rs. 2.27 crores, BJP was Rs 2.32 crores and BSP was 0.25 crores.

*This chapter would not have been possible without the efforts of several volunteers, groups and organizations from the state. ADR and NEW especially acknowledge with gratitude the efforts of Mr. Manoj Thaker, Mr. Anand Padh, Mr. Bhavesh Patel and Mr. Pankaj Meria.

This volume is dedicated to all who were part of the Election Watch.

- 56.8% of candidates (204 of 359) had not furnished PAN card details.
- Number of women candidates was just 26 (7%) as compared to 333 of men (93%).
- About 32% candidates (115 of 359) were graduates & above.
- Total voting in the state was 47%. BJP secured 46.52 % of the total votes polled and INC got 43.38% of the votes polled.

Summary for MPs

- Out of 26 MPs, 11 (42.31%) have pending criminal cases against them. In 2004 Lok Sabha, only 6 MPs had pending criminal cases against them.
- Out of these 11 MPs with pending criminal cases, there are pending serious criminal cases against 7 (28%) MPs. Contrasting this with 2004 Lok Sabha, only 4 MPs had serious pending criminal cases.
- The number of crorepati MPs has increased from 6 in Lok Sabha 2004 to 12 in current Lok Sabha (increase by 100%).
- The number of MPs with pending criminal cases from Gujarat in Lok Sabha has increased from 6 to 11 (83%). The number of total pending criminal cases has increased by an alarming 338% from 8 to 35.
- All 26 MPs were either from BJP or INC. 15 candidates of BJP and 11 candidates of INC won.
- The average assets for MP in Lok Sabha 2009 of BJP were 2.61 crores and for MP of INC it was 1.36 crores.
- Average asset for a MP from Gujarat were Rs2.08 crores.
- Out of 26 women candidates, only 4 managed to win. Hence only 15% of MPs from Gujarat in current Lok Sabha are women.

Voting and winning trend

Voting analysis

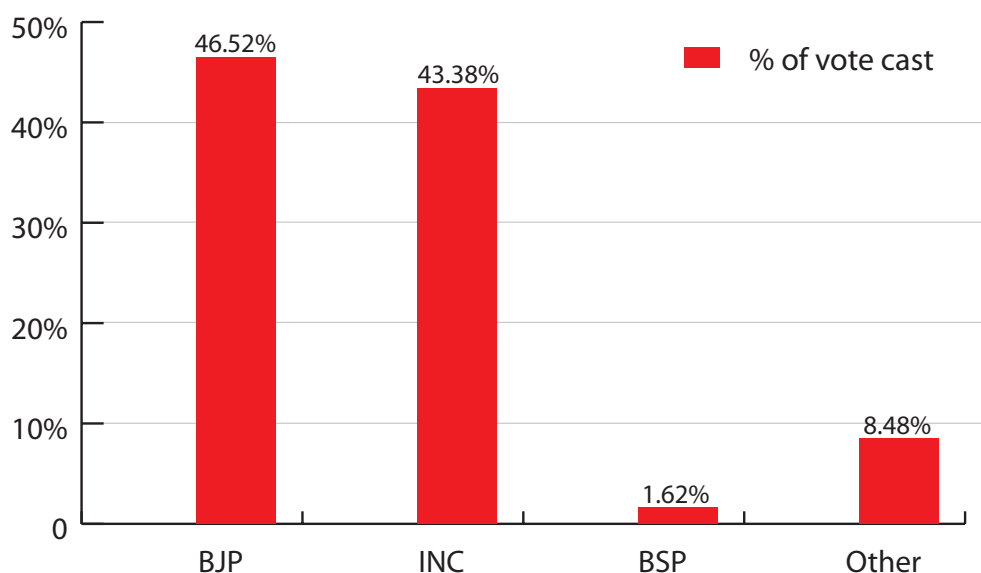
Total voting in the state was 47%. BJP secured 46.52 % of the total votes polled and only 22.28% of the registered voters. INC managed to get 43.38% of the votes cast and 20.78% registered voters. About 90% of the votes cast went in favor of either BJP or INC. Other political parties and independent candidates did not receive a sizable amount of votes cast. The total electorate in Gujarat was 3,64,84,290 and the total votes cast were 1,74,72,825.

Table: % of votes polled

Party	Total votes cast for the party	% of votes cast	% of total registered voters
Bhartiya Janta Party (BJP)	81,28,878	46.52%	22%
Indian National Congress (INC)	75,79,839	43.38%	21%
Bahujan Samaj Party (BSP)	2,82,762	1.62%	1%
Others	14,81,346	8.48%	4%

Further break-up is given in the table:

Figure: Per cent of votes cast in Gujarat: party-wise



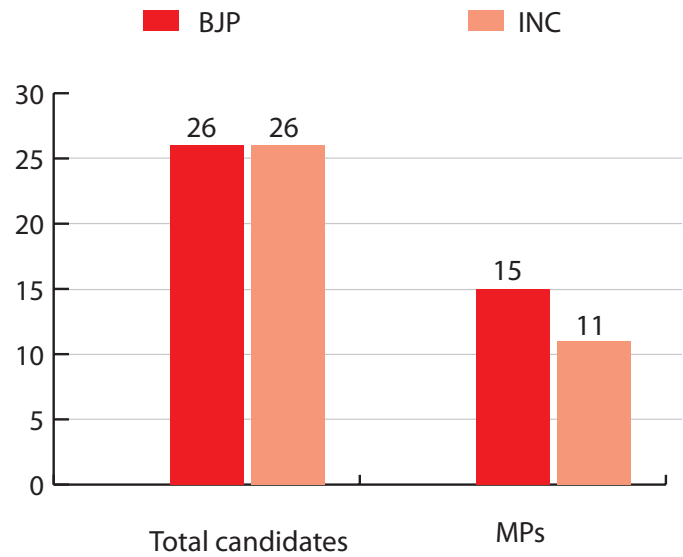
Candidates vs MPs

Gujarat has 26 parliamentary constituencies. Maximum numbers of MPs (15) are from BJP followed by 11 of INC. The breakup of MPs as compared to total candidates from the party are-

Table: Candidates & MPs

Party	Total candidates	MPs
BJP	26	15
INC	26	11
Total	-	26

Figure : Candidates vs MPs- party wise



Analysis based on pending criminal cases

Pending criminal cases- analysis for candidates

Total 359 affidavits were analysed by Gujarat Election Watch for Lok Sabha 2009 elections. Out of these 359 candidates, 69 candidates or 19.22% declared pending criminal cases against them. Out of these 69 candidates, 34 candidates had serious criminal cases pending like murder, attempt to murder, kidnapping, robbery, extortion etc.

Party wise break up for candidates with pending criminal cases

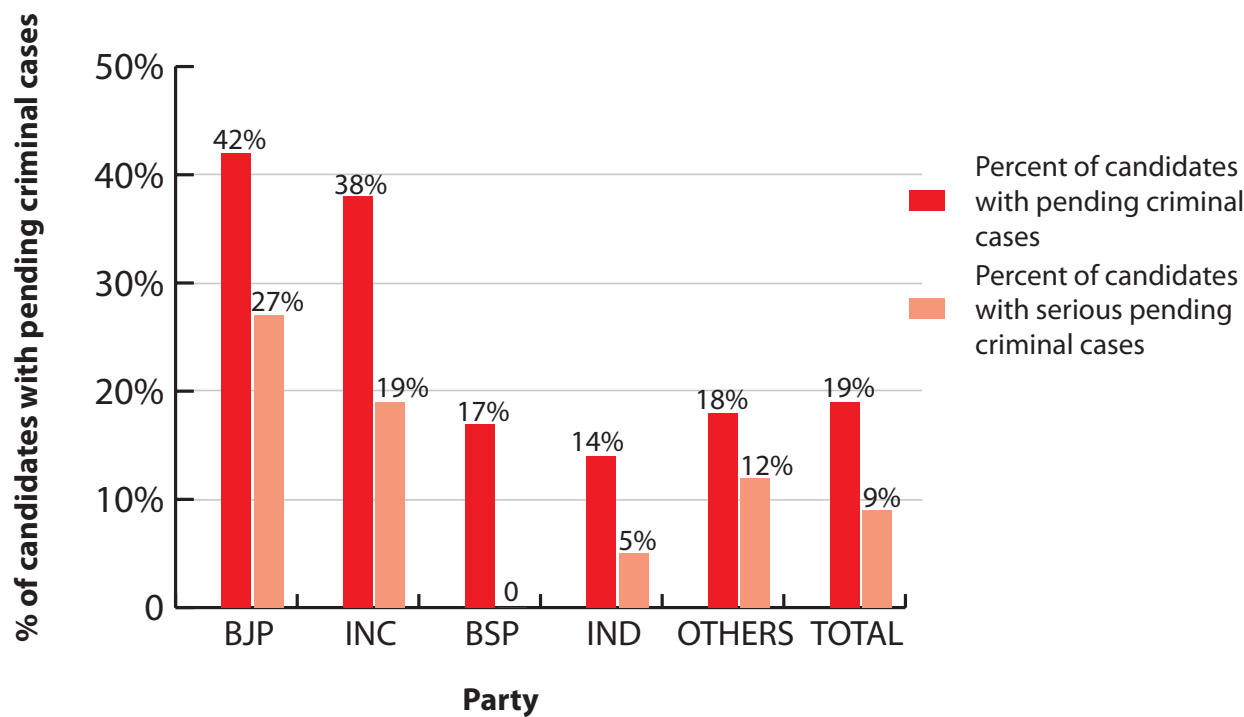
Total 69 candidates contesting elections from Gujarat had pending criminal cases against them. Out of the total 26 candidates of BJP, 11 had pending criminal cases. 10 out of 26 candidates of INC and 24 out of 174 independent candidates had pending criminal cases against them.

Out of these 69 candidates with pending criminal cases, 34 had serious criminal cases pending against them. These serious cases include murder and related charges, kidnapping, extortion, dacoity, theft, robbery etc. The break up is given in the table below.

Table: Candidates with pending criminal cases and serious pending criminal cases- party wise break up

Party	Total candidates analysed	Candidates with pending criminal cases	Percent of candidates with pending criminal cases	Number of candidates with pending serious criminal cases	Percent of candidates with pending serious criminal cases
BJP	26	11	42%	7	27%
INC	26	10	38%	5	19%
BSP	24	4	17%	0	0
IND	174	24	14%	9	5%
OTHERS	109	20	18%	13	12%
Total	359	69	19%	34	9%

Figure: Comparison of pending criminal cases and serious pending criminal cases for candidates of main parties from Gujarat.



Serious crimes distribution – for candidates - party wise

The table below shows the breakup of serious IPC sections for candidates of major parties. Serious crimes have been distributed in categories of violent crimes, theft related crimes, financial crimes and other serious crimes.

Table: Serious IPC section break up for candidates of major parties

IPC/Party	IPC Description	BJP	INC	IND	Others	Total for major parties
VIOLENT CRIMES						
300 302 303 304 304A 304B 305 306	Murder & related	1	2	0	2	5
307	Attempt to murder	1	1	0	0	2
321 322 323 324 325 326	Voluntarily causing hurt by dangerous weapons or means	3	3	4	6	16
359 360 361 362 363 363A 364 364A 365 366 366A 366B 367 368 369	kidnapping	0	0	1	2	3
Total Violent Crimes		5	6	5	10	26
ROBBERY, EXTORTION, THEFT, CHEATING ETC						
378 379 380 381 382	theft related	0	0	4	8	12
383 384 385 386 387 388 389	extortion	0	0	1	1	2
390 391 392 393 394	robbery related	0	0	1	1	2
395 396 397 398 399 400 401 402	dacoity related	0	3	0	1	4
411 412 415 417 418 419 420	Cheating and dishonesty , stolen property	6	1	0	5	12
Total Theft related crimes		6	4	6	16	32
FINANCIAL FRAUD ETC						
463 465 466 467 468 469 470 471	forgery	20	5	4	7	36
Total Financial crimes		20	5	4	7	36

OTHER SERIOUS CRIME						
153A	Promoting enmity between different groups on grounds of religion, race, place of birth, residence, language, etc., and doing acts prejudicial to maintenance of harmony	1	0	0	0	1
294	Obscene acts and songs	0	0	0	1	1
Total Other Serious crimes		1	0	0	1	2
Total for major parties		32	15	15	34	96

Figure: Serious IPC section break up for candidates of major parties

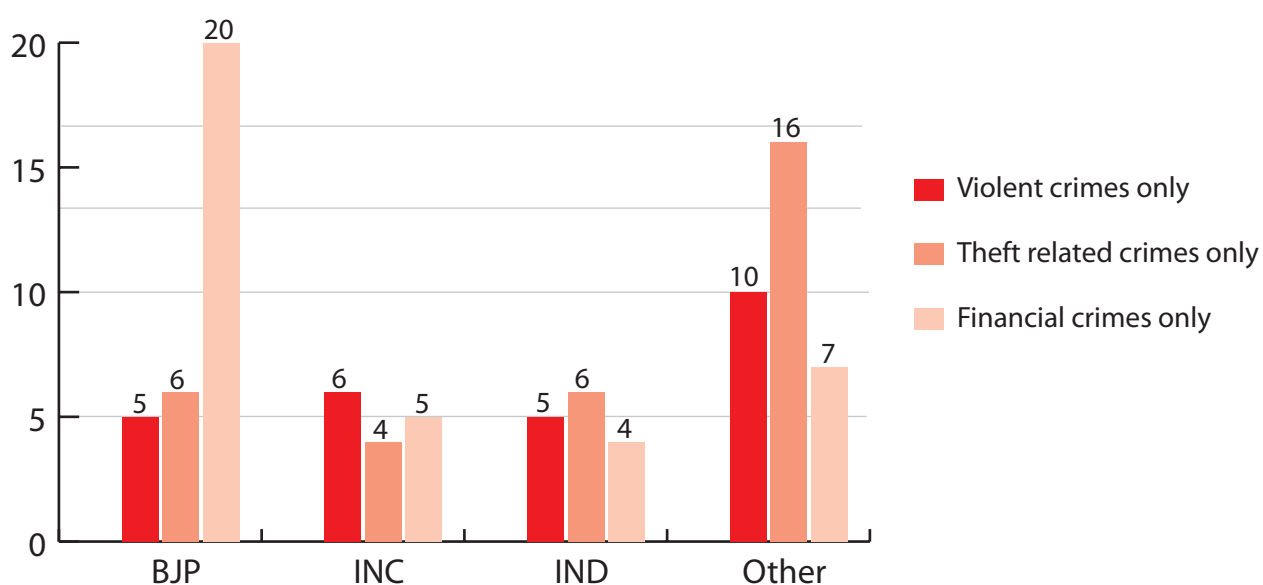
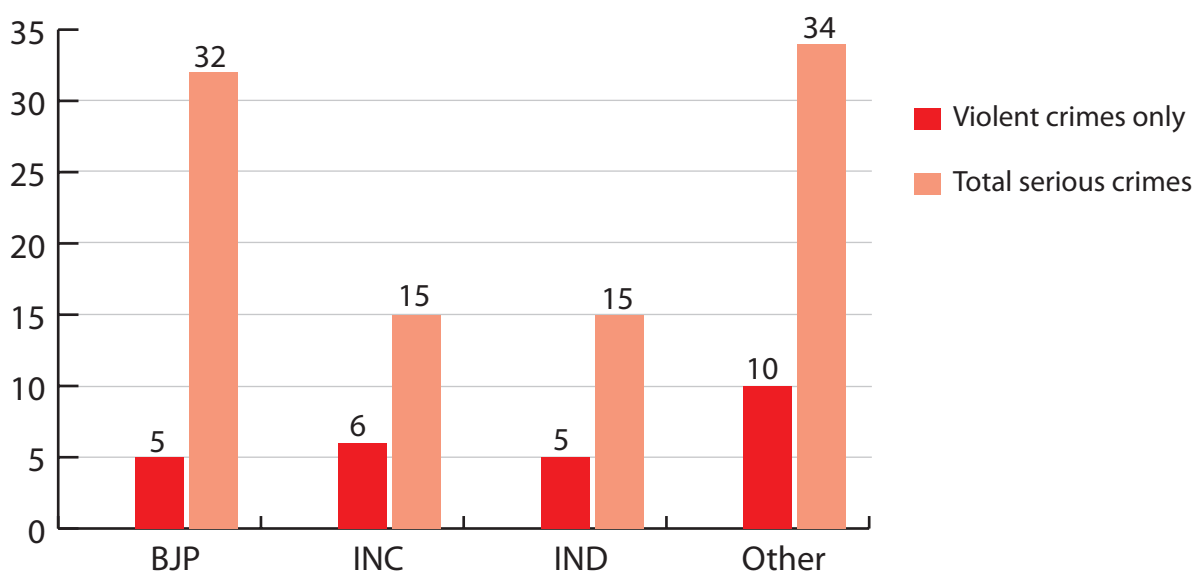


Figure: Comparison total serious crimes vs. total violent crimes (murder, kidnapping etc)- Party wise



Details for candidates based on pending criminal cases

The table below lists top 15 candidates with serious pending criminal cases. Chhotubhai Amarsinghbhai Vasava had 4 charges related to murder and kidnapping pending against him. Out of the 15 candidates with most serious pending criminal cases, only 5 won and rest 10 were rejected by the voters. The detailed list is given below.

S No	Name	Constituency	Party	Serious IPC Counts	Total no of cases	IPC counts related to violent crimes like murder, kidnapping, theft, extortion, dacoity & cheating etc	Won/ Lost
1	CHHOTUBHAI AMARSINHBHAI VASAVA	Bharuch	JD(U)	13	13	2 charges related to murder; 2 for kidnapping; 6 charges related to theft; 1 charge related to dacoity with murder	Lost
2	PRABHATSINH PRATAPSIH CHAUHAN	Panchmahal	BJP	10	3	10 charges for forgery and cheating	Won
3	DEEPAKBHAI CHIMANBHAI PATEL	Anand	BJP	7	1	7 charges for forgery and cheating	Lost
4	KUNVARJIBHAI MOHANBHAI BAVALIYA	Rajkot	INC	6	2	1 charge for murder; 5 charges for forgery	Won
5	VITTHALBHAI HANSRAJBHAI RADADIYA	Porbandar	INC	5	16	2 charge related to murder; 3 charges for dacoity	Won
6	CHANDRAKANT RAGHUNATH PATIL	Navsari	BJP	5	6	5 charges related to forgery	Won
7	KANAKSIH MOHANSING MANGROLA	Bharuch	SP	5	4	1 charge for theft; 4 charges related to forgery	Lost
8	BHOLABHAI VALJIBHAI PATEL	Ahmedabad East	NCP	4	3	4 charges related to forgery	Lost
9	LALJIBHAI CHATURBHAI MER	Surendranagar	BJP	4	2	4 charges related to forgery	Lost
10	GOVINDBHAI JIVABHAI DAFDA	Kachchh	IND	4	1	4 charges related to forgery	Lost
11	PRAVINSINH JAGATSIH VASAVA	Bardoli	IND	3	3	1 charge related to kidnapping; 2 charges related to theft and robbery	Lost

S No	Name	Constituency	Party	Serious IPC Counts	Total no of cases	IPC counts related to violent crimes like murder, kidnapping, theft, extortion, dacoity & cheating etc	Won/ Lost
12	HARENDRA-KUMAR RAM-CHANDRA PATHAK	Ahmedabad East	BJP	3	1	3 charges related to murder	Won
13	AMRUTBHAI LAKHUBHAI FOSI	Banaskantha	MJP	3	1	3 charges related to forgery	Lost
14	PRAVINBHAI MEGHJIBHAI DENGDA	Rajkot	IND	2	2	2 charges related to theft	Lost
15	JASUBHAI DHANABHAI BARAD	Junagadh	INC	2	2	2 charges related to murder.	Lost

Pending criminal cases- analysis for MPs

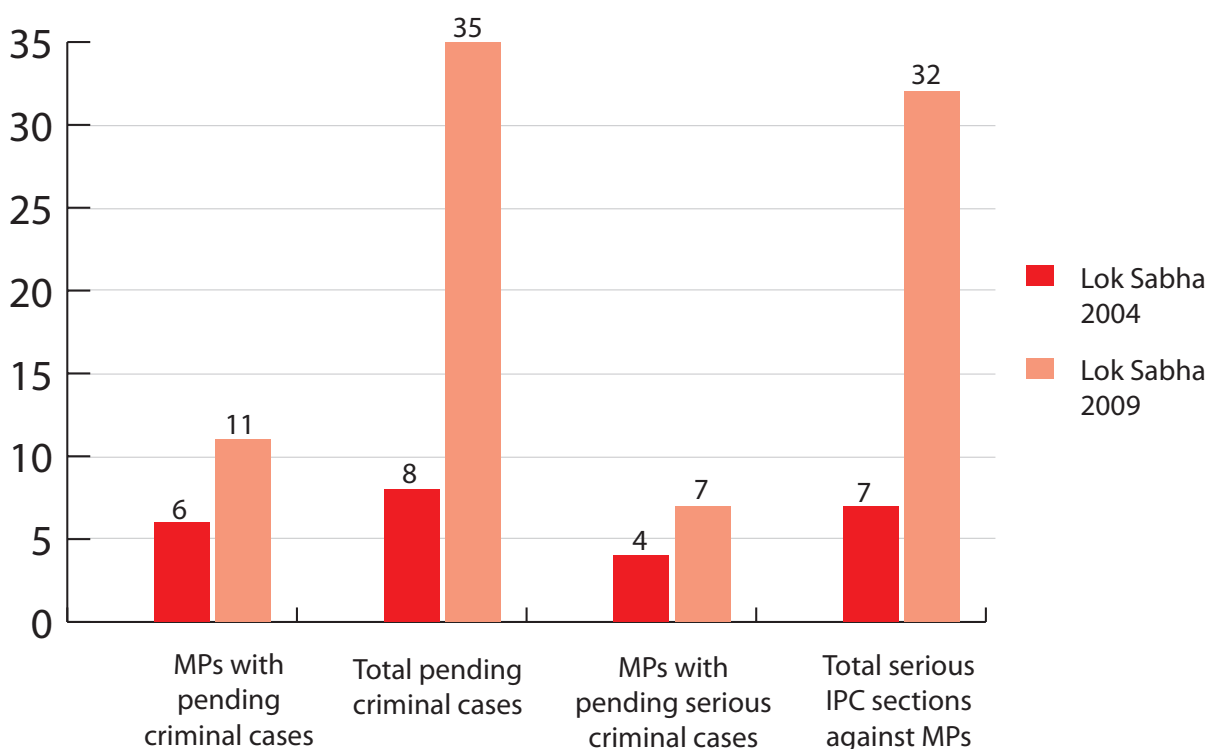
Out of the 26 MPs from Gujarat in Lok Sabha 2009, 11 MPs have pending criminal cases against them. Out of these 11 MPs, there are pending serious criminal cases against 7 MPs. Contrasting this with Lok Sabha 2004, there were only 6 MPs with pending criminal cases and 4 with pending serious criminal cases.

Given below is a comparative analysis for MPs with pending criminal cases elected from Gujarat. The presence of MPs with pending criminal cases from Gujarat in Lok Sabha 2009 has increased by 83%. The number of total pending criminal cases has increased by an alarming 338%.

Table: Comparison Lok Sabha 2004 & 2009- MPs with pending criminal cases

	Lok Sabha 2004	Lok Sabha 2009	In-crease	% increase
No. of MPs with pending criminal cases	6	11	5	83%
Total Pending criminal cases	8	35	27	338%
No. of MPs with pending serious criminal cases	4	7	3	75%
Total serious IPC sections against MPs	7	32	25	357%

Figure: Comparison Lok Sabha 2004 & Lok Sabha 2009- MPs with pending criminal cases



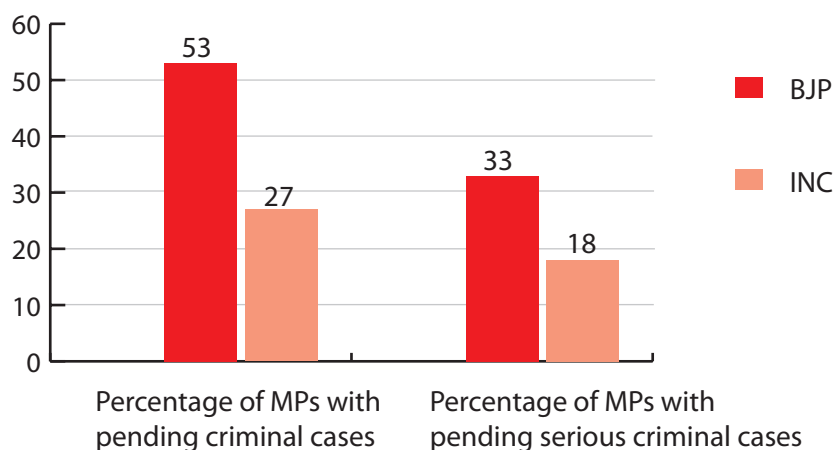
Party wise break up for MPs with pending criminal cases

Out of total 11 MPs with pending criminal cases, 8 are of BJP and 3 are of INC. The comparison between candidates and MPs is given below.

Table : MPs with pending criminal cases- party wise

Party	Total candidates analysed	Total MPs	MPs with pending criminal cases	% of MPs with pending criminal cases	MPs with pending serious criminal cases	% of MPs with pending serious criminal cases
BJP	26	15	8	53%	5	33%
INC	26	11	3	27%	2	18%

Figure: Percent MPs with pending criminal cases- Party wise



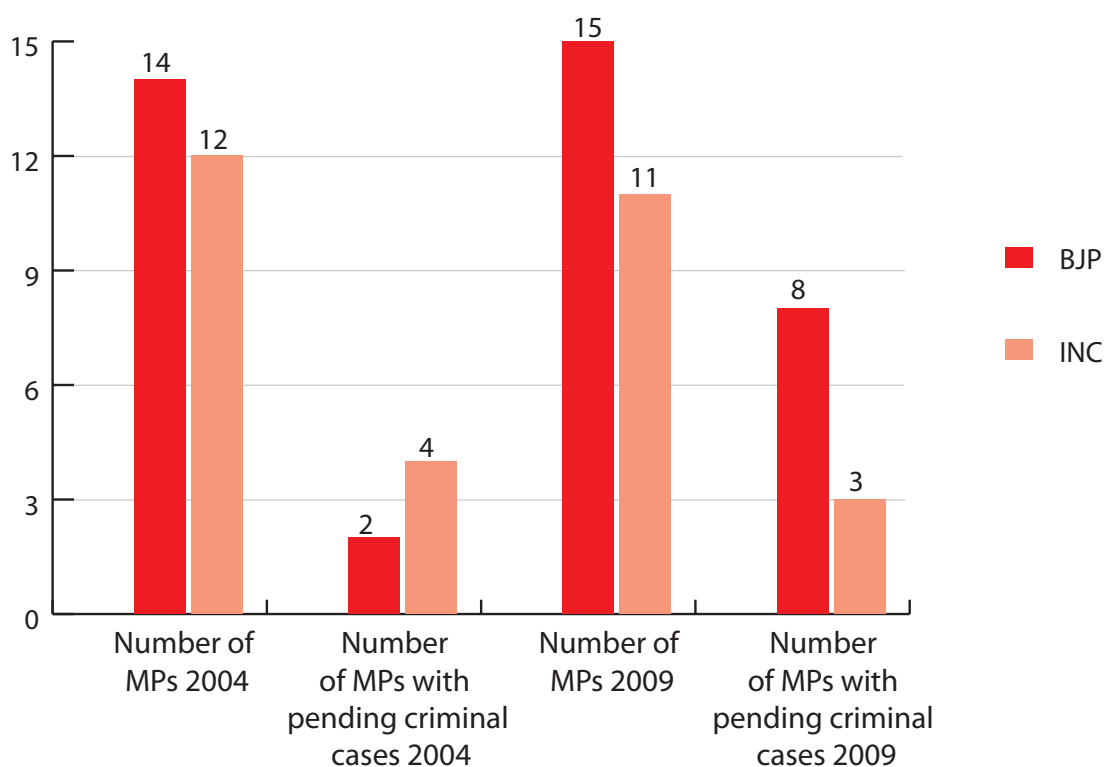
Party wise comparison of pending criminal cases on MPs in Lok Sabha 2004 & Lok Sabha 2009

The table given below shows the comparison between number of MPs in Lok Sabha 2004 and Lok Sabha 2009 for BJP and INC.

Table: Comparison Lok Sabha 2004 vs. 2009- MPs with pending criminal cases- party wise

Party	Lok Sabha 2004			Lok Sabha 2009		
	Number of MPs analysed	Number of MPs with Pending criminal cases	% of MPs with pending criminal cases	Number of MPs analysed	Number of MPs with Pending criminal cases	% of MPs with pending criminal cases
BJP	14	2	14%	15	8	53%
INC	12	4	33%	11	3	27%

Table: Party wise comparison of pending criminal cases of MPs- Lok Sabha 2004 vs. 2009



Party wise break up for MPs with serious pending criminal cases

IPC/Party	IPC Description	BJP	INC	Total for major parties
VIOLENT CRIMES				
300 302 303 304 304A 304B 305 306	Murder & related	2	1	3
307	Attempt to murder	0	1	1
321322 323 324 325 326	Voluntarily causing hurt by dangerous weapons or means	1	3	4
Total Violent Crimes		3	5	8
ROBBERY, EXTORTION, THEFT, CHEATING ETC				
395 396 397 398 399 400 401 402	dacoity related	3	0	3
411 412 415 417 418 419 420	Cheating and dishonesty , stolen property	1	4	5
Total Theft related crimes		4	4	8
FINANCIAL FRAUD ETC				
463 465 466 467 468 469 470 471	forgery	4	11	15
Total Financial crimes		4	11	15
OTHER SERIOUS CRIMES ETC				
153A	Promoting enmity between different groups on grounds of religion, race, place of birth, residence, language, etc., and doing acts prejudicial to maintenance of harmony	1	0	1
Total other serious crime		1	0	1
Total serious crimes		12	20	32

Top 5 MPs with most serious pending criminal cases

The table below provides information regarding top 5 MPs with most serious pending criminal cases.

S No	Name	Constituency	Party	Age	Serious IPC Counts	Total no of cases in which accused	IPC counts related to violent crimes like murder, kidnapping, theft, extortion and dacoity
1	PRAB-HATSINH PRATAPSINH CHAUHAN	Panchmahal	BJP	67	10	3	6 charges related to forgery , 2 charges related to cheating
2	KUNVARJIBHAI MO-HANBHAI BAVALIYA	Rajkot	INC	54	6	2	1 charge for murder, 4 charges related to forgery, 1 charge of cheating
3	CHANDRA-KANT RA-GHUNATH PATIL	Navsari	BJP	54	5	6	2 charges of cheating, 3 charges related to forgery
4	VITTHALBHAI HANSRAJBHAI RADADIYA	Porbandar	INC	51	5	16	2 charges for murder; 3 charges for dacoity
5	HARENDRA-KUMAR RAM-CHANDRA PATHAK	Ahmedabad East	BJP	62	3	1	3 charges related to murder

Analysis based on assets

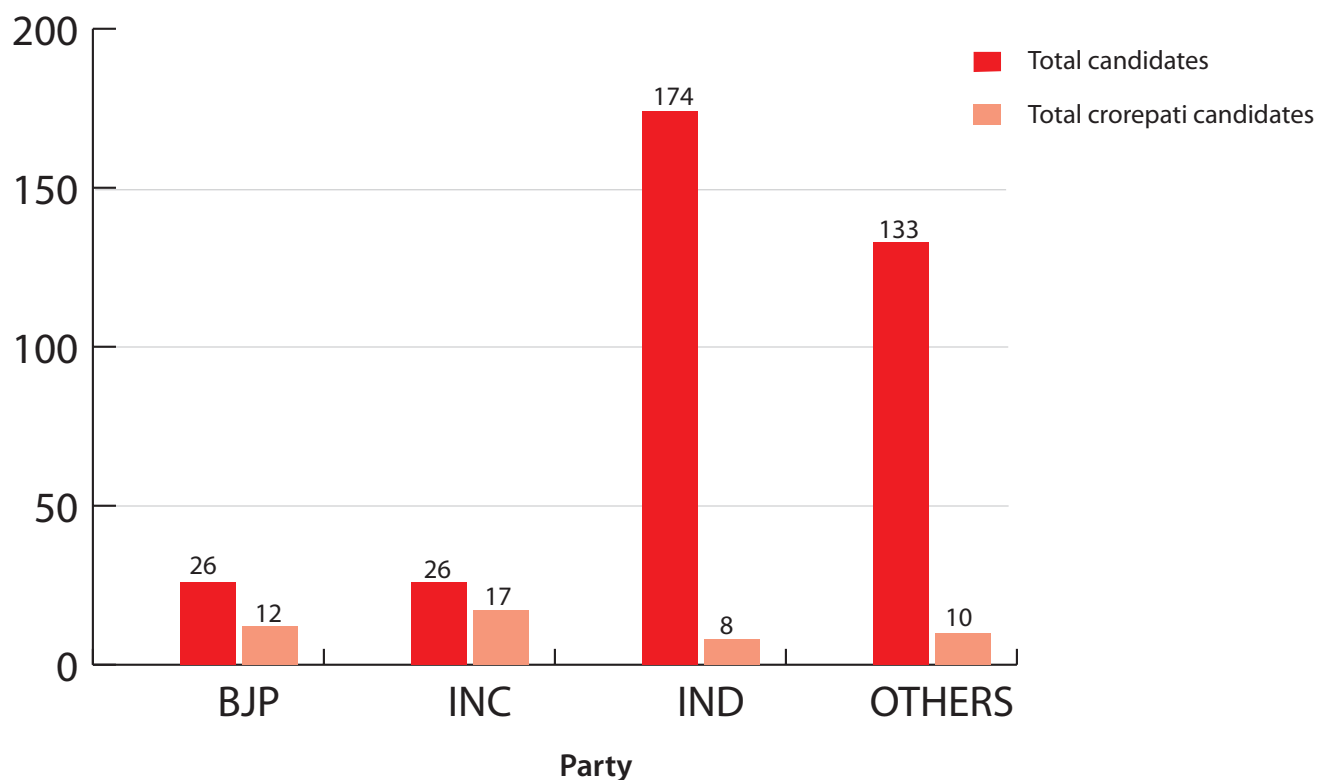
Analysis based on assets – for candidates

Out of the total 359 candidates, it was observed that 47 candidates, i.e. 13% were crorepati.

Table: Crorepati candidates- party wise break up

Party	Total candidates analyzed	Crorepati candidates	Percentage of crorepati candidates
BJP	26	12	46%
INC	26	17	65%
IND	174	8	5%
OTHERS	133	10	8%
Total	359	47	13%

Figure: Crorepati candidates from major parties



Average assets for Candidates - Party wise

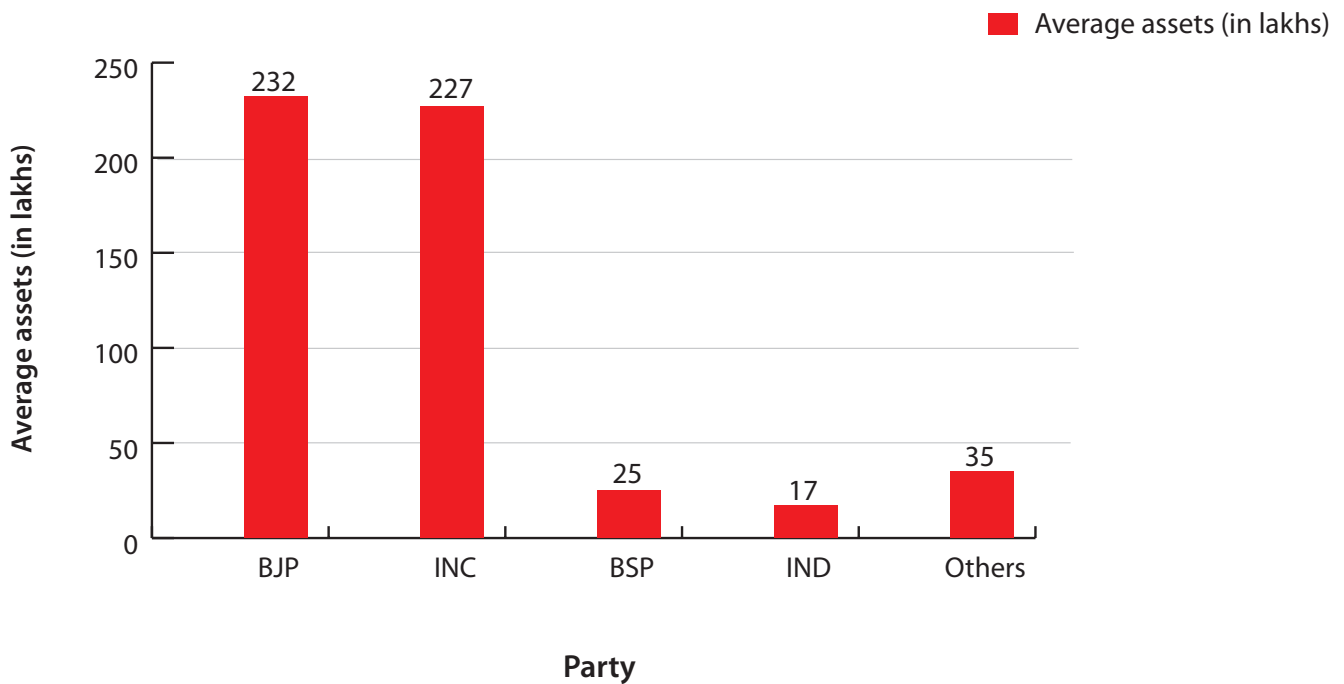
Average assets for candidates of BJP and INC were approximately about Rs. 2 crores. Detailed list is given below:

Table: Average assets for candidates party wise

Party	Average Assets	Candidates analyzed
BJP	Rs 2,32,08,746 ~ 2 Cror+	26
INC	Rs 2,27,04,393 ~ 2 Cror+	26
BSP	Rs 25,02,889 ~ 25 Lacs+	24
IND	Rs 17,96,784 ~ 17 Lacs+	174
Others*	Rs 35,54,561 ~ 35 Lacs+	108

*Others exclude assets of one candidate with asset value of Rs. 5,14,97,27,807 crores.

Figure: Average assets (in lakhs) for candidates of major parties



Top 20 crorepati candidates

Given below is the list of top 20 crorepati candidates who contested Lok Sabha 2009 elections from Gujarat. 4 out of the total 20 won the Lok Sabha 2009 elections.

S No	Name	Constituency	Party	Movable Assets (Rs)	Immovable Assets (Rs)	Total Assets (Rs)	PAN Given	Won/ Lost
1	KHIMJIBHAI HARJIVANBHAI PATADIYA	Surendranagar	KKJHS	2,55,05,57,807	2,59,91,70,000	5,14,97,27,807 514 Cror+	N	LOST
2	CHANDRAKANT RAGHUNATH PATIL	Navsari	BJP	4,68,34,952	19,52,48,745	24,20,83,697 24 Cror+	Y	WON
3	DHANSUKHBHAI BHAGVATIPRASAD RAJPUT	Navsari	INC	31,20,256	12,81,74,200	13,12,94,456 13 Cror+	Y	LOST
4	KIRANBHAI VALJIBHAI BHALODIA	Rajkot	BJP	4,16,71,915	2,86,69,699	7,03,41,614 7 Cror+	Y	LOST
5	JIVABHAI AMBALAL PATEL	Mahesana	INC	5,25,14,000	52,83,000	5,77,97,000 5 Cror+	Y	LOST
6	MALLIKA SARABHAI	Gandhinagar	IND	3,75,67,300	1,75,25,500	5,50,92,800 5 Cror+	Y	LOST
7	NARANBHAI PRAGDASBHAI PATEL	Patan	MJP	2,56,55,494	2,90,43,397	5,46,98,891 5 Cror+	Y	LOST
8	BABUDAS CHHAGANDAS KUBAWAT	Rajkot	ABJS	14,55,000	4,56,00,000	4,70,55,000 4 Cror+	N	LOST
9	DEEPAKBHAI RATILAL BABARIYA	Ahmedabad East	INC	3,24,31,700	1,33,65,000	4,57,96,700 4 Cror+	Y	LOST
10	DHIRUBHAI HARIBHAI GAJERA	Surat	INC	44,72,087	3,84,10,000	4,28,82,087 4 Cror+	Y	LOST
11	MANSUKHBHAI SAMJIBHAI KHACHARIYA	Porbandar	BJP	24,13,798	3,99,46,800	4,23,60,598 4 Cror+	Y	LOST
12	SATYAJITSINH DULIPSINH GAIKWAD	Vadodara	INC	45,39,400	3,50,00,000	3,95,39,400 3 Cror+	Y	LOST
13	DEEPAKBHAI CHIMANBHAI PATEL	Anand	BJP	17,69,907	3,52,00,000	3,69,69,907 3 Cror+	Y	LOST
14	KANAKSINH MOHANSING MANGROLA	Bharuch	SP	24,20,000	3,43,05,000	3,67,25,000 3 Cror+	Y	LOST
15	LALKRISHNA KISHANCHAND ADVANI	Gandhinagar	BJP	1,20,43,172	2,35,00,000	3,55,43,172 3 Cror+	Y	WON

S No	Name	Constitu- ency	Party	Movable Assets (Rs)	Immovable Assets (Rs)	Total Assets (Rs)	PAN Given	Won/ Lost
16	BHARATBHAI MADHAVSINH SOLANKI	Anand	INC	50,08,596	2,59,10,398	3,09,18,994 3 Cror+	Y	WON
17	SURESHKUMAR CHATURDAS PATEL	Gandhinagar	INC	49,24,887	2,44,65,122	2,93,90,009 2 Cror+	Y	LOST
18	NARESHKUMAR BHAGVANBHAI PATEL	Bharuch	MJP	71,75,628	2,09,97,816	2,81,73,444 2 Cror+	Y	LOST
19	KIRITBHAI PREMJIBHAI SOLANKI	Ahmedabad West	BJP	31,22,439	2,30,00,000	2,61,22,439 2 Cror+	Y	WON
20	JASUBHAI DHANABHAI BARAD	Junagadh	INC	76,80,941	1,79,97,417	2,56,78,358 2 Cror+	Y	LOST

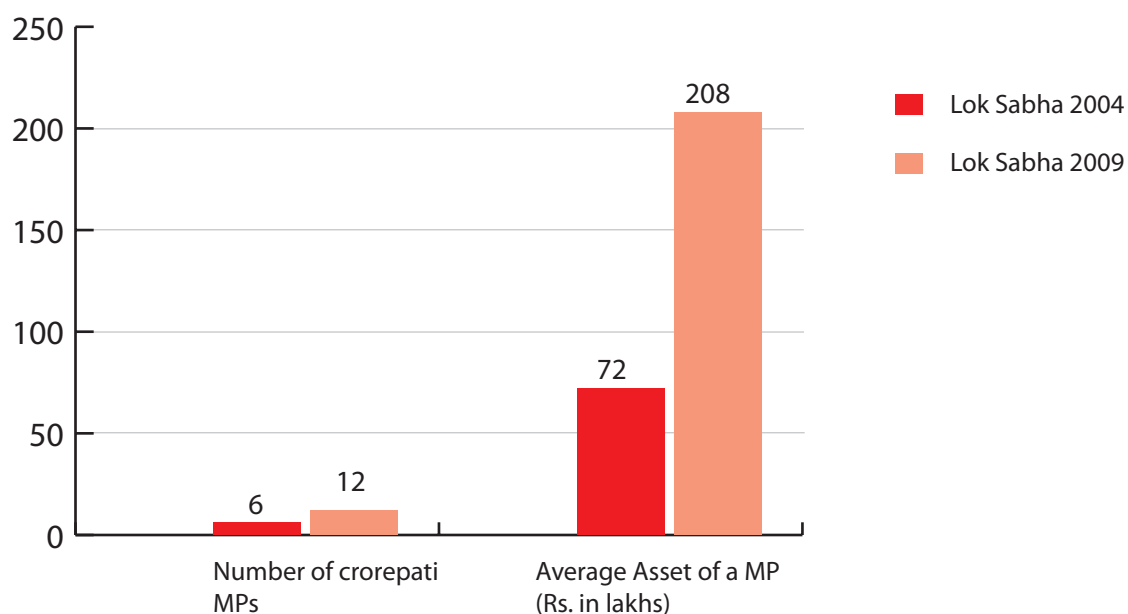
Analysis based on assets- for MPs

Out of the 26 MPs in Lok Sabha 2009, 12 are crorepatis as compared to 6 crorepati MPs from Lok Sabha 2004, i.e. an increase of 100%. The average asset of a MP in Lok Sabha 2004 was Rs 72 lakhs which rose to Rs 208 lakhs in 2009. Between 2004 & 2009 there has been an average asset increase of 188 % for MPs.

Table: Comparison Lok Sabha 2004 and 2009 based on assets

	In Lok Sabha 2004	In Lok Sabha 2009	Increase	% Increase
Number of crorepatis MPs	6	12	6	100%
Average Asset of a MP (Rs in lakhs)	72	208	136	188%

Figure: Comparison Lok Sabha 2004 and Lok Sabha 2009 based on assets



Chances of winning based on assets

The table below reflects that higher the assets, higher are the chances of a candidates winning elections

Table: Chances of winning based on assets

Value of assets	No of candidates	No of MPs	% of MPs
Very high (5 cr and above)	7	1	14%
High (50 lakhs to 5 cr)	71	17	24%
Medium (50 lakhs to 10 lakhs)	93	7	8%
Low (less than 10 lakhs)	188	1	0.53%

Crorepati MPs- Party wise break up

A total of 40% MPs from BJP and 55% MPs from INC are crorepatis.

Table: Crorepati MP- party wise break up

Party	Total Candidates	Total crorepati candidates	Total MPs	Total crorepati MPs	% of crorepati MPs
BJP	26	17	15	6	40%
INC	26	12	11	6	55%
Total	52	29	26	12	46%

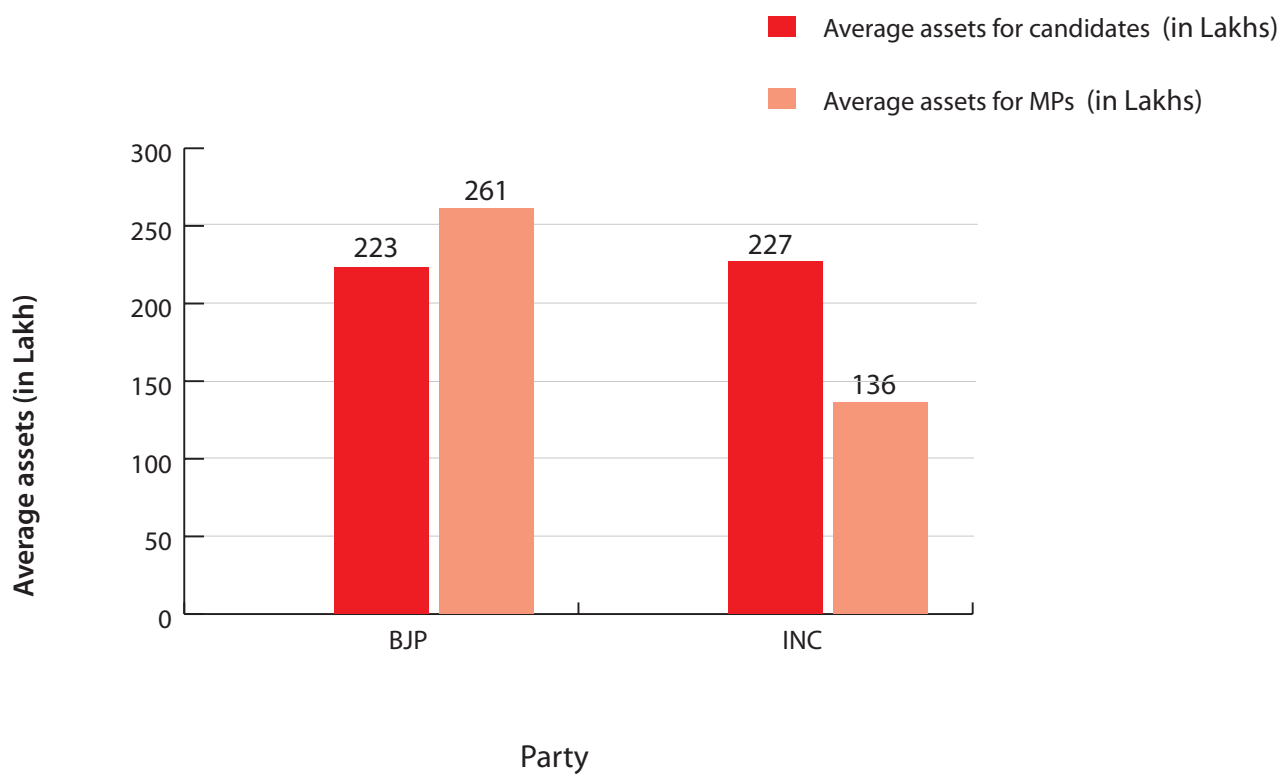
Average assets per MP for major parties

The average assets for MP of BJP were 2.61 crores and for MP of INC it was 1.36 crores.

Table: Average assets for winners

Party	No of candidates	Average assets for candidates	No of MPs	Average assets for MPs
BJP	26	Rs 2,32,08,746 ~ 2 Cror+	15	Rs 2,61,39,660 ~ 2 Cror+
INC	26	Rs 2,27,04,393 ~ 2 Cror+	11	Rs 1,36,35,804 ~ 1 Cror+

Figure: Comparison average assets for candidates & MPs in Lok Sabha 2009



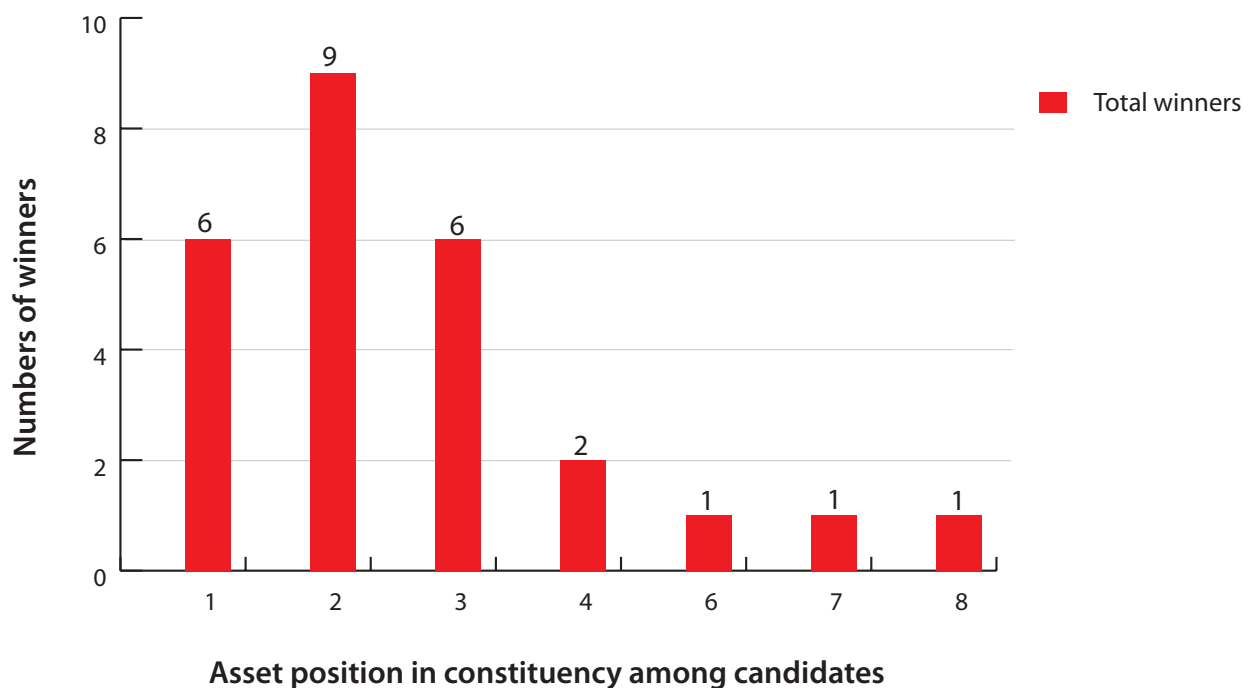
Asset position in constituency among candidates and chances of winning

The following table gives an analysis of asset position in constituency among candidates (highest asset to lowest asset) and their chances of winning. From 6 constituencies i.e. 23% constituencies, candidates with highest declared assets according to their own self sworn affidavits emerged as MPs. From 9 constituencies, i.e. 35% candidates with second highest declared assets won.

Table: Position in constituency based on assets and MPs

Position in constituency based on assets	Total MPs	% of MPs
1	6	23%
2	9	35%
3	6	23%
4	2	8%
6	1	4%
7	1	4%
8	1	4%
Grand Total	26	100%

Figure: Asset position in constituency among candidates and MPs



Details of top 20 MPs based on maximum assets

The table given below is a list of MPs with top 20 highest assets.

S No	Name	Constituency	Party	Movable Assets (Rs)	Immovable Assets (Rs)	Total Assets (Rs)	PAN Given
1	CHANDRA-KANT RAGHU-NATH PATIL	Navsari	BJP	4,68,34,952	19,52,48,745	24,20,83,697 24 Cror+	Y
2	LALKRISHNA KISHANCHAND ADVANI	Gandhinagar	BJP	1,20,43,172	2,35,00,000	3,55,43,172 3 Cror+	Y
3	BHARATBHAI MADHAVSINH SOLANKI	Anand	INC	50,08,596	2,59,10,398	3,09,18,994 3 Cror+	Y
4	KIRITBHAI PREMJBHAI SOLANKI	Ahmedabad West	BJP	31,22,439	2,30,00,000	2,61,22,439 2 Cror+	Y
5	DINSHA ZA-VARBHAI PATEL	Kheda	INC	2,06,15,019	24,50,000	2,30,65,019 2 Cror+	Y
6	MUKESH BHAIRAVDANJI GADHAVI	Banaskantha	INC	98,74,639	1,10,71,000	2,09,45,639 2 Cror+	Y
7	VITTHALBHAI HANSRAJBHAI RADADIYA	Porbandar	INC	42,82,722	1,63,93,000	2,06,75,722 2 Cror+	Y
8	DINUBHAI BOGHABHAI SOLANKI	Junagadh	BJP	39,38,165	1,55,22,700	1,94,60,865 1 Cror+	Y
9	SOMABHAI GANDABHAI KOLIPATEL	Surendranagar	INC	29,21,718	1,57,14,000	1,86,35,718 1 Cror+	Y
10	VIKRAMBHAI ARJANBHAI MADAM	Jamnagar	INC	20,90,109	1,35,00,000	1,55,90,109 1 Cror+	Y
11	HARENDRA-KUMAR RAM-CHANDRA PATHAK	Ahmedabad East	BJP	78,62,184	56,12,300	1,34,74,484 1 Cror+	Y
12	RAMSINHBHAI PATALBHAI RATHAVA	Chhota Udaipur	BJP	9,44,523	1,01,19,762	1,10,64,285 1 Cror+	Y
13	DARSNABEN VIKRAMBHAI JARDOS	Surat	BJP	17,91,338	72,30,000	90,21,338 90 Lacs+	Y

S No	Name	Constituency	Party	Movable Assets (Rs)	Immovable Assets (Rs)	Total Assets (Rs)	PAN Given
14	MAHENDRAS- INH PRUTHVIS- INH CHAUHAN	Sabarkantha	BJP	36,42,370	52,00,000	88,42,370 88 Lacs+	Y
15	PRABHATSINH PRATAPSINH CHAUHAN	Panchmahal	BJP	11,85,000	60,70,000	72,55,000 72 Lacs+	Y
16	PRABHABEN KISHORESINH TAVIAD	Dahod	INC	12,73,687	55,50,000	68,23,687 68 Lacs+	Y
17	RAJENDRAS- INH GHANSHY- AMSINH RANA	Bhavnagar	BJP	25,08,711	30,00,000	55,08,711 55 Lacs+	Y
18	JAGDISHBHAI MOTIJI THAKO- RE	Patan	INC	10,79,298	39,64,900	50,44,198 50 Lacs+	Y
19	NARANBHAI BHIKHABHAI KACHHADIYA	Amreli	BJP	11,47,283	36,01,000	47,48,283 47 Lacs+	N
20	KUNVARJIBHAI MOHANBHAI BAVALIYA	Rajkot	INC	16,60,852	29,00,000	45,60,852 45 Lacs+	Y

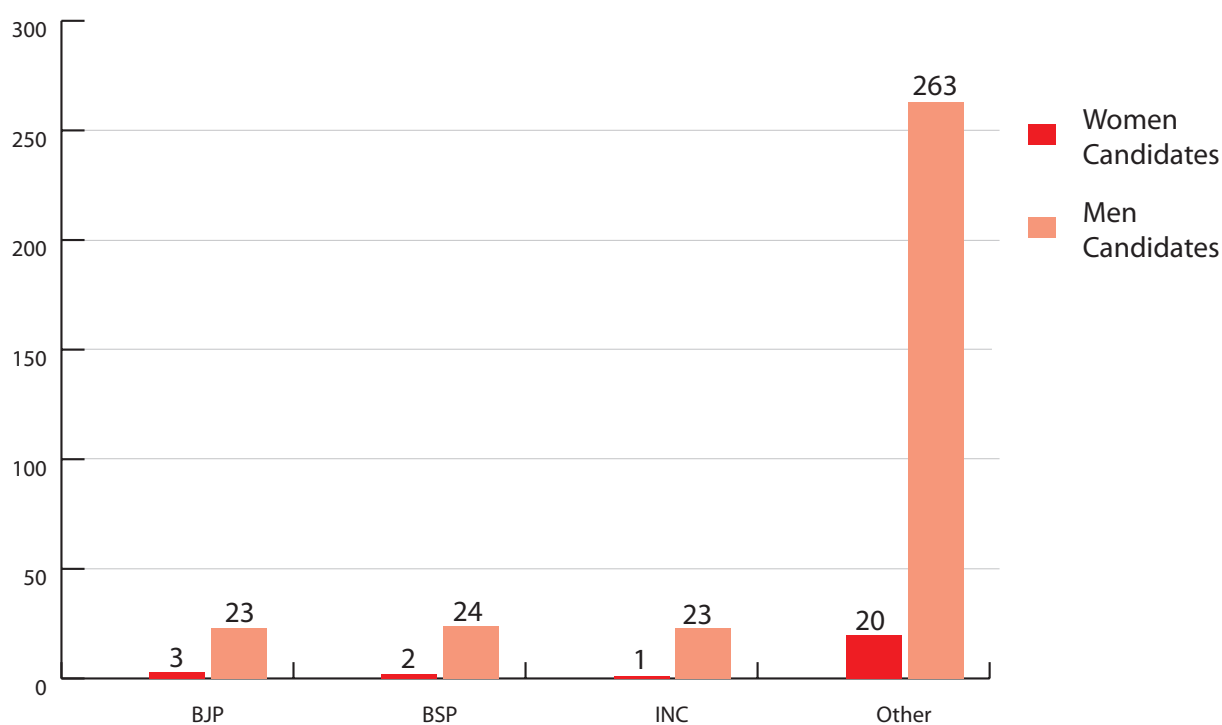
Female representation in Lok Sabha 2009 elections

Out of 359 candidates, only 26 women candidates or 7% contested elections. 4 out of 26 women candidates emerged as MPs. The party wise break up is given below:

Table: Party wise female representation analysis

	BJP	INC	BSP	Other	TOTAL
Women					
Candidates	3	2	1	20	26
MPs	3	1	0	0	4
% Women candidates	12%	8%	4%	7%	7%
% Women MPs	20%	9%	0%	0%	15%
Men					
Candidates	23	24	23	263	333
MPs	12	10	0	0	22
% Men candidates	88%	92%	96%	93%	93%
% Men MPs	80%	91%	0	0	85%
Total					
Candidates	26	26	24	283	359
MPs	15	11	0	0	26

Figure: Candidate distribution based on gender



Full Asset and pending criminal cases details

Assets for all MPs from Gujarat in Lok Sabha 2009

S. No.	Name	Constituency	Party	Total Assets (Rs)	Movable Assets (Rs)	Immovable Assets (Rs)	Liabilities (Rs.)	PAN Given
1	CHANDRAKANT RAGHUNATH PATIL	Navsari	BJP	24,20,83,697 24 Cror+	4,68,34,952 4 Cror+	19,52,48,745 19 Cror+	4,22,08,512 4 Cror+	Y
2	LALKRISHNA KISHANCHAND ADVANI	Gandhinagar	BJP	3,55,43,172 3 Cror+	1,20,43,172 1 Cror+	2,35,00,000 2 Cror+	0	Y
3	BHARATBHAI MADHAVASINH SOLANKI	Anand	INC	3,09,18,994 3 Cror+	50,08,596 50 Lacs+	2,59,10,398 2 Cror+	26,83,993 26 Lacs+	Y
4	KIRITBHAI PREMJBHAI SOLANKI	Ahmedabad West	BJP	2,61,22,439 2 Cror+	31,22,439 31 Lacs+	2,30,00,000 2 Cror+	7,00,000 7 Lacs+	Y
5	DINSHA ZAVARBHAI PATEL	Kheda	INC	2,30,65,019 2 Cror+	2,06,15,019 2 Cror+	24,50,000 24 Lacs+	34,80,352 34 Lacs+	Y
6	MUKESH BHAIRAV-DANJI GADHAVI	Banaskantha	INC	2,09,45,639 2 Cror+	98,74,639 98 Lacs+	1,10,71,000 1 Cror+	0	Y
7	VITTHALBHAI HAN-SRAJBHAI RADADIYA	Porbandar	INC	2,06,75,722 2 Cror+	42,82,722 42 Lacs+	1,63,93,000 1 Cror+	0	Y
8	DINUBHAI BOGHABHAI SOLANKI	Junagadh	BJP	1,94,60,865 1 Cror+	39,38,165 39 Lacs+	1,55,22,700 1 Cror+	59,45,896 59 Lacs+	Y
9	SOMABHAI GAND-ABHAI KOLIPATEL	Surendranagar	INC	1,86,35,718 1 Cror+	29,21,718 29 Lacs+	1,57,14,000 1 Cror+	0	Y
10	VIKRAMBHAI ARJANBHAI MADAM	Jamnagar	INC	1,55,90,109 1 Cror+	20,90,109 20 Lacs+	1,35,00,000 1 Cror+	0	Y

S. No.	Name	Constituency	Party	Total Assets (Rs)	Movable Assets (Rs)	Immovable Assets (Rs)	Liabilities (Rs.)	PAN Given
11	HARENDRAKUMAR RAMCHANDRA PATHAK	Ahmedabad East	BJP	1,34,74,484 1 Cror+	78,62,184 78 Lacs+	56,12,300 56 Lacs+	0	Y
12	RAMSINHBHAI PATALBHAI RATHAVA	Chhota Udaipur	BJP	1,10,64,285 1 Cror+	9,44,523 9 Lacs+	1,01,19,762 1 Cror+	66,24,317 66 Lacs+	Y
13	DARSNABEN VIKRAMBHAI JARDOS	Surat	BJP	90,21,338 90 Lacs+	17,91,338 17 Lacs+	72,30,000 72 Lacs+	3,95,000 3 Lacs+	Y
14	MAHENDRASINH PRUTHVISINH CHAUHAN	Sabarkantha	BJP	88,42,370 88 Lacs+	36,42,370 36 Lacs+	52,00,000 52 Lacs+	0	Y
15	PRABHATSINH PRATAPSINH CHAUHAN	Panchmahal	BJP	72,55,000 72 Lacs+	11,85,000 11 Lacs+	60,70,000 60 Lacs+	0	Y
16	PRABHABEN KISHORESINH TAVIAD	Dahod	INC	68,23,687 68 Lacs+	12,73,687 12 Lacs+	55,50,000 55 Lacs+	0	Y
17	RAJENDRASINH GHANSHYAMSINH RANA	Bhavnagar	BJP	55,08,711 55 Lacs+	25,08,711 25 Lacs+	30,00,000 30 Lacs+	0	Y
18	JAGDISHBHAI MOTIJI THAKORE	Patan	INC	50,44,198 50 Lacs+	10,79,298 10 Lacs+	39,64,900 39 Lacs+	11,37,691 11 Lacs+	Y
19	NARANBHAI BHIKHABHAI KACHHADIYA	Amreli	BJP	47,48,283 47 Lacs+	11,47,283 11 Lacs+	36,01,000 36 Lacs+	3,00,000 3 Lacs+	N
20	KUNVARJIBHAI MOHANBHAI BAVALIYA	Rajkot	INC	45,60,852 45 Lacs+	16,60,852 16 Lacs+	29,00,000 29 Lacs+	1,59,471 1 Lacs+	Y

S. No.	Name	Constituency	Party	Total Assets (Rs)	Movable Assets (Rs)	Immovable Assets (Rs)	Liabilities (Rs.)	PAN Given
21	JAYSHREEBEN KANUBHAI PATEL	Mahesana	BJP	33,43,068 33 Lacs+	5,93,068 5 Lacs+	27,50,000 27 Lacs+	2,39,567 2 Lacs+	Y
22	BALKRISHNA KHAN- DERAO SHUKLA	Vadodara	BJP	26,62,058 26 Lacs+	17,30,470 17 Lacs+	9,31,588 9 Lacs+	2,16,512 2 Lacs+	Y
23	MANSUKHBHAI DHANJIBHAI VASAVA	Bharuch	BJP	24,41,000 24 Lacs+	8,41,000 8 Lacs+	16,00,000 16 Lacs+	8,33,462 8 Lacs+	Y
24	TUSHARBHAI AMARSINHBHAI CHAUDHARY	Bardoli	INC	22,13,661 22 Lacs+	13,12,161 13 Lacs+	9,01,500 9 Lacs+	0	Y
25	KISANBHAI VESTAB- HAI PATEL	Valsad	INC	15,20,245 15 Lacs+	15,20,245 15 Lacs+	0	0	Y
26	POONAMBEN VELJIBHAI JAT	Kachchh	BJP	5,24,126 5 Lacs+	38,376 38 Thou+	4,85,750 4 Lacs+	0	N

Full details of pending criminal cases on MPs from Gujarat

S. No.	Name	State/ Dist	Constitu-ency	Party	Age	Seri-ous IPC Counts	No of Cases in which Ac-cused	No. of Cases in which Con-victed	Total		
1	PRABHATSINH PRATAPSINH CHAUHAN	GUJARAT	Panchma-hal	BJP	67	10	3	0	3		
Cases (Accused) 1. IPC Sections - , Other Details - VADODARA ROUND FOREST RANGE POLICE STATION, FIR NO. 5/2001. FOREST ACT SECTION 26(1) F, 41(2) B, 61C. CR. CASE NO. 722/05, 2. IPC Sections - 406, 417, 408, 409, 465,467,468,471, 120B, 114 , Other Details - FATEHPURA POLICE STATION, FIR NO. 78/2003, 3. IPC Sections - 406, 417, 408, 409, 465, 467,468,471, 120B, 114 , Other Details - FATEH-PURA POLICE STATION, FIR NO. 79/2003,			Serious IPC Frequency Table								
			Serious IPC Sections		Number of Times they appear for this candidate						
			417		2						
			465		2						
			467		2						
			468		2						
			471		2						
			Total		10						
			IPC Section		Description						
			114		Abettor present when offence is committed						
			120B		Punishment of criminal conspir-acy						
			406		criminal breach of trust						
			408		Criminal breach of trust by clerk or servant						
			409		Criminal breach of trust by public servant, or by banker, merchant or agent						
			417		cheating						
			465		forgery						
			467		Forgery of valuable security, will, etc.						
			Cases (Convicted) -----No Cases-----			468		Forgery for purpose of cheating			
						471		Using as genuine a forged docu-ment or electronic record			

S. No.	Name	State/ Dist	Constitu- ency	Party	Age	Seri- ous IPC Counts	No of Cases in which Ac- cused	No. of Cases in which Con- victed	Total
2	KUNVARJIBHAI MOHANBHAI BAVALIYA	GUJARAT	Rajkot	INC	54	6	2	0	2
Cases (Accused) 1. IPC Sections - 420, 465, 467, 468, 471 , Other Details - FIR NO. I-41/2005, VINCHHIYA POLICE STATION, RAJKOT, JUD. MAG. F.C., JASDAN, CASE IS PENDING. 2. IPC Sections - 302, , Other Details - BP ACT 37, 135 AND ARMS ACT 25(1)(1-A), FIR NO. 24/07, VINCHHIYA POLICE STATION, CASE NO. 16779/08, GUJARAT HIGH COURT			Serious IPC Frequency Table						
			Serious IPC Sections			Number of Times they appear for this candidate			
			420			1			
			465			1			
			467			1			
			468			1			
			471			1			
			302			1			
			Total			6			
			IPC Section			Description			
			302			Murder			
			420			Cheating and dishonestly inducing delivery of property			
			465			forgery			
			467			Forgery of valuable security, will, etc.			
			468			Forgery for purpose of cheating			
Cases (Convicted) -----No Cases-----			471			Using as genuine a forged document or electronic record			

S. No.	Name	State/ Dist	Constitu-ency	Party	Age	Seri-ous IPC Counts	No of Cases in which Ac-cused	No. of Cases in which Con-victed	Total
3	VITTHALBHAI HANSRAJBHAI RADADIYA	GUJARAT	Porbandar	INC	51	5	16	0	16
Cases (Accused)			Serious IPC Frequency Table						
			Serious IPC Sections		Number of Times they appear for this candidate				
			395		3				
			324		1				
			304		1				
			Total		5				
			IPC Section		Description				
			114		Abettor present when offence is committed				
			143		Being member of an unlawful as-sembly				
			144		Joining unlawful assembly armed with deadly weapon				
			147		rioting				
			149		Every member of unlawful assembly guilty of offence committed in pros-ecution of common object				
			186		Obstructing public servant in dis-charge of public functions				
			188		Disobedience to order duly promul-gated by public servant				
			189		Threat of injury to public servant				
			304		culpable homicide not amounting to murder				
			322		Voluntarily causing grievous hurt.				
			323		voluntarily causing hurt				
			324		Voluntarily causing hurt by danger-ous weapons or means				
			332		Voluntarily causing hurt to deter public servant from his duty				
			341		wrongful restraint				

Cases (Convicted) -----No Cases----			387	Putting person in fear of death or of grievous hurt, in order to commit extortion					
			394	Voluntarily causing hurt in committing robbery					
			395	dacoity					
			397	Robbery, or dacoity, with attempt to cause death or grievous hurt					
			477	Fraudulent cancellation, destruction, etc., of will, authority to adopt, or valuable security					
			501	Printing or engraving matter known to be defamatory					
			504	Intentional insult with intent to provoke breach of the peace					
S. No.	Name	State/ Dist	Constituency	Party	Age	Serious IPC Counts	No of Cases in which Accused	No. of Cases in which Convicted	Total
4	CHANDRAKANT RAGHUNATH PATIL	GUJARAT	Navsari	BJP	54	5	6	0	6
Cases (Accused)			Serious IPC Frequency Table						
			Serious IPC Sections			Number of Times they appear for this candidate			
			420			2			
			467			1			
			468			1			
			471			1			
			Total			5			
			IPC Section			Description			
			34			Acts done by several persons in furtherance of common intention			
			114			Abettor present when offence is committed			
			120B			Punishment of criminal conspiracy			
			406			criminal breach of trust			
			408			Criminal breach of trust by clerk or servant			
			409			Criminal breach of trust by public servant, or by banker, merchant or agent			
			420			Cheating and dishonestly inducing delivery of property			

Cases (Convicted) -----No Cases----			467			Forgery of valuable security, will, etc.			
			468			Forgery for purpose of cheating			
			471			Using as genuine a forged document or electronic record			
S. No.	Name	State/ Dist	Constituency	Party	Age	Serious IPC Counts	No of Cases in which Ac-cused	No. of Cases in which Con-victed	Total
5	HARENDRAKUMAR RAMCHANDRA PATHAK	GUJARAT	Ahmedabad East	BJP	62	3	1	0	1
Cases (Accused) 1. IPC Sections - 302, 307, 326, 333, 347, 149, 152, 153, 506, 168, 188, 120(B) , Other Details - FIR NO. 82/85, ASTODIA POLICE STATION, SESSION COURT NO. 178/1986, AHMEDABAD, HE HAS BEEN DISCHARGED IN THIS CASE BUT SPECIAL LEAVE APPLICATION FOR THE SAME IS ADMITTED IN THE HON, SUPREME COURT NO. 6207/2006, THIS CASE IS PENDING IN THE SUPREME COURT.			Serious IPC Frequency Table						
			Serious IPC Sections			Number of Times they appear for this candidate			
			302			1			
			307			1			
			326			1			
			Total			3			
			IPC Section			Description			
			120B			Punishment of criminal conspiracy			
			149			Every member of unlawful assembly guilty of offence committed in prosecution of common object			
			152			Assaulting or obstructing public servant when suppressing riot, etc.			
			153			Wantonly giving provocation with intent to cause riot-if rioting be committed-if not committed			
			168			Public servant unlawfully engaging in trade			
			188			Disobedience to order duly promulgated by public servant			
			302			Murder			
			307			Attempt to murder			
			326			Voluntarily causing grievous hurt by dangerous weapons or means			
Cases (Convicted) -----No Cases----			333			Voluntarily causing grievous hurt to deter public servant from his duty			
			347			Wrongful confinement to extort property, or constrain to illegal act			
			506			criminal intimidation			

S. No.	Name	State/ Dist	Constitu- ency	Party	Age	Seri- ous IPC Counts	No of Cases in which Ac- cused	No. of Cases in which Con- victed	Total
6	DINUBHAI BOGHABHAI SO- LANKI	GUJARAT	Junagadh	BJP	51	2	1	0	1
Cases (Accused) 1. IPC Sections - 143, 147, 148, 149, 325, 324, 323, 504, 506(2) , Other Details - BOMBAY POLICE ACT SECTION 135 FIR NO. I-198/2005,KODINAR POLICE STATION. JUD. MEGISTRATE FIRST CLASS KODINAR, CASE NO. 505/07 CASE IS PENDING			Serious IPC Frequency Table						
			Serious IPC Sections			Number of Times they appear for this candidate			
			325			1			
			324			1			
			Total			2			
			IPC Section			Description			
			143			Being member of an unlawful as- sembly			
			147			rioting			
			148			Rioting, armed with deadly weapon			
			149			Every member of unlawful assem- bly guilty of offence committed in prosecution of common object			
			323			voluntarily causing hurt			
Cases (Convicted) -----No Cases-----			324			Voluntarily causing hurt by danger- ous weapons or means			
			325			voluntarily causing grievous hurt			
			504			Intentional insult with intent to provoke breach of the peace			
S. No.	Name	State/ Dist	Constitu- ency	Party	Age	Seri- ous IPC Counts	No of Cases in which Ac- cused	No. of Cases in which Con- victed	Total
7	LALKRISHNA KISHANCHAND ADVANI	GUJARAT	Gandhina- gar	BJP	81	1	1	0	1
Cases (Accused) 1. IPC Sections - 147, 149, 153A, 153B, 505 , Other Details -			Serious IPC Frequency Table						
			Serious IPC Sections			Number of Times they appear for this candidate			
			153A			1			
			Total			1			
			IPC Section			Description			
			147			rioting			

Cases (Convicted) -----No Cases-----			149			Every member of unlawful assembly guilty of offence committed in prosecution of common object			
			153A			Promoting enmity between different groups on grounds of religion, race, place of birth, residence, language, etc., and doing acts prejudicial to maintenance of harmony			
			153B			Imputations, assertions prejudicial to national-integration			
			505			Statements conducing to public mischief			
S. No.	Name	State/ Dist	Constituency	Party	Age	Serious IPC Counts	No of Cases in which Ac-cused	No. of Cases in which Con- victed	Total
8	KISANBHAI VESTABHAI PATEL	GUJARAT	Valsad	INC	46	0	2	0	2
Cases (Accused) 1. IPC Sections - 323,147,148,338,504,427 , Other Details - 2. IPC Sections - 186, 323, 504 , Other Details -			IPC Section		Description				
			147		rioting				
			148		Rioting, armed with deadly weapon				
			186		Obstructing public servant in discharge of public functions				
			323		voluntarily causing hurt				
			338		Causing grievous hurt by act endangering life or personal safety of others				
Cases (Convicted) -----No Cases-----			427		Mischief causing damage to the amount of fifty rupees				
			504		Intentional insult with intent to provoke breach of the peace				
S. No.	Name	State/ Dist	Constituency	Party	Age	Serious IPC Counts	No of Cases in which Ac-cused	No. of Cases in which Con- victed	Total
9	DARSNABEN VIKRAMBHAI JARDOS	GUJARAT	Surat	BJP	48	0	1	0	1
Cases (Accused) IPC Sections - 188 , Other Details - CASE NO. 36343/2007, 6TH ADDITIONAL SENIOR CIVIL JUDGE & JUDICIAL MAGISTRATE FIRST CLASS COURT			IPC Section		Description				
			188		Disobedience to order duly promulgated by public servant				
Cases (Convicted) -----No Cases-----									

S. No.	Name	State/ Dist	Constitu-ency	Party	Age	Seri-ous IPC Counts	No of Cases in which Ac-cused	No. of Cases in which Con-victed	Total
10	POONAMBEN VELJIBHAI JAT	GUJARAT	Kachchh	BJP	37	0	1	0	1
Cases (Accused) 1. IPC Sections - 452, 323, 504, 506(2), 114 , Other De-tails - FIR NO.:- I-250/2007, GANDHIDHAM DISTRICT POLICE STATION, IN THE COURT OF JUDI. MEGI. FIRST CLASS, GANDHIDHAM, CASE NO. 4340/2007.			IPC Section		Description				
			114		Abettor present when offence is committed				
			323		voluntarily causing hurt				
			452		House-trespass after preparation for hurt, assault or wrongful re-straint				
Cases (Convicted) -----No Cases----			504		Intentional insult with intent to provoke breach of the peace				
S. No.	Name	State/ Dist	Constitu-ency	Party	Age	Seri-ous IPC Counts	No of Cases in which Ac-cused	No. of Cases in which Con-victed	Total
11	BALKRISHNA KHANDERAO SHUKLA	GUJARAT	Vadodara	BJP	45	0	1	0	1
Cases (Accused) 1. IPC Sections - 143, 186, 341, 353 , Other Details - FIR NO. 294/1999, FATEHGUNJ POLICE STATION, VADO-DARA. JUD. MAG. F.C. VADODARA, CASE NO. 32 85			IPC Section		Description				
			143		Being member of an unlawful as-sembly				
			186		Obstructing public servant in dis-charge of public functions				
			341		wrongful restraint				
Cases (Convicted) -----No Cases----			353		Assault or criminal force to deter public servant from discharge of his duty				

