

Press Release

Goa Assembly Elections 2017

Analysis of Vote Share and Representativeness of Winners

Association for Democratic Reforms

T-95A, C.L. House, 1st Floor,
Near Gulmohar Commercial Complex
Gautam Nagar,
New Delhi-110 049
Phone: +91-011-4165-4200
Fax : +91-11-46094248
Email : adr@adrindia.org

To report any electoral violations and malpractices during elections download the Election Watch Reporter (Android App)

https://play.google.com/store/apps/details?id=com.webrosoft.election_watch_reporter

Contents

VOTE SHARE AND REPRESENTATIVENESS OF WINNERS	3
Representation of Political Parties.....	3
Seat Distribution among Parties	5
VOTE SHARE OF WINNERS	6
Winners with highest vote share	7
Winners with Least Vote Share.....	7
Party Wise Winners with Less than 50% of Vote Share.....	8
REPRESENTATIVENESS OF WINNERS	9
Winners with Highest Representativeness	10
Winners with Least Representativeness.....	10
Party-wise Winners with less than 40% of Representativeness.....	11
MARGIN OF VICTORY FOR WINNERS.....	12
Winners with Least Margin of Victory.....	12
Party Wise Margin of Victory less than 10%.....	13
NONE OF THE ABOVE	14
COMPARATIVE ANALYSIS- WINNERS WITH CRIMINAL CASES AND THEIR VOTE SHARE AND REPRESENTATIVENESS.....	15
<i>Winners with Criminal Cases and their Vote Share.....</i>	<i>15</i>
<i>Winners with Criminal Cases and their Representativeness</i>	<i>16</i>
VOTE SHARE AND REPRESENTATIVENESS OF WINNERS IN GOA ASSEMBLY ELECTIONS	17
MARGIN OF VICTORY OF WINNERS FROM GOA ASSEMBLY ELECTIONS	19
DISCLAIMER	24

Vote Share and Representativeness of Winners

Representation of Political Parties

In the Goa Assembly 2017, 17 political parties and independents were in the fray. These included, 4 national political parties, 3 state political parties and 10 registered unrecognized parties. In comparison, during the 2012 Goa State Assembly elections, 17 political parties were in the fray. These included, 6 national political parties, 3 state political parties and 8 registered unrecognized parties. This reflects that there has been no increase in the number of political parties that contested in 2017 from 2012.

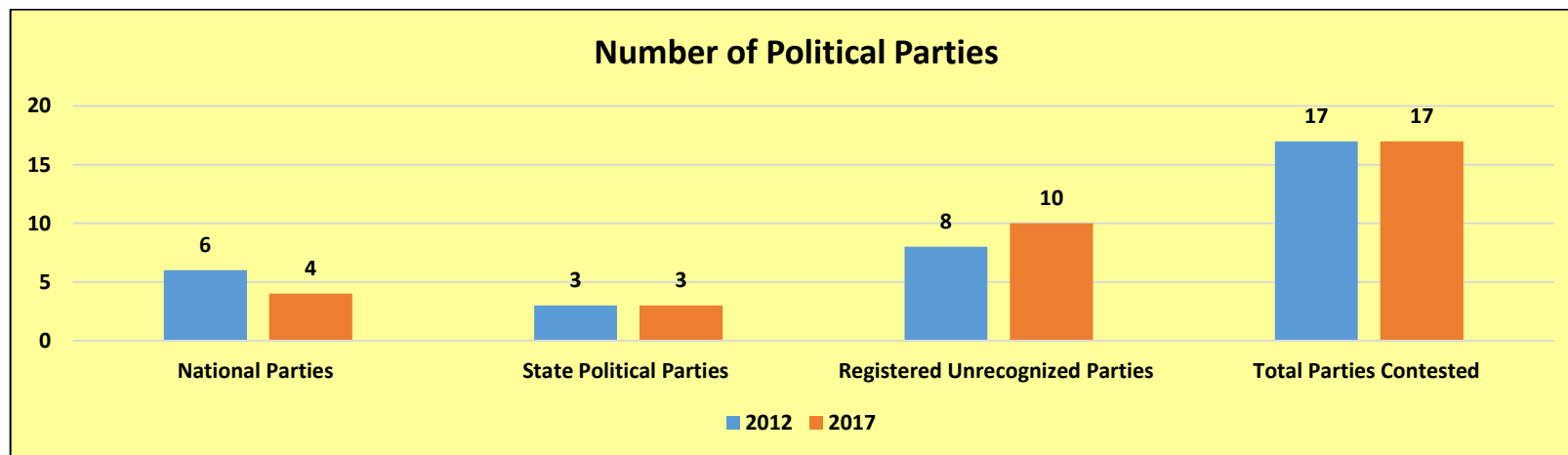


Figure: Number of Political Parties

Count	Goa Assembly Elections, 2012					Goa Assembly Elections, 2017				
	National Political parties	State Political Parties	Registered Unrecognized Parties	Independents	Total	National Political Parties	State Political Parties	Registered Unrecognized Parties	Independents	Total
No. of Parties	6	3	8	NA	17	4	3	10	NA	17
No. of Candidates	87	12	34	71	204	92	67	74	58	291

Table: Number of Political Parties and Candidates

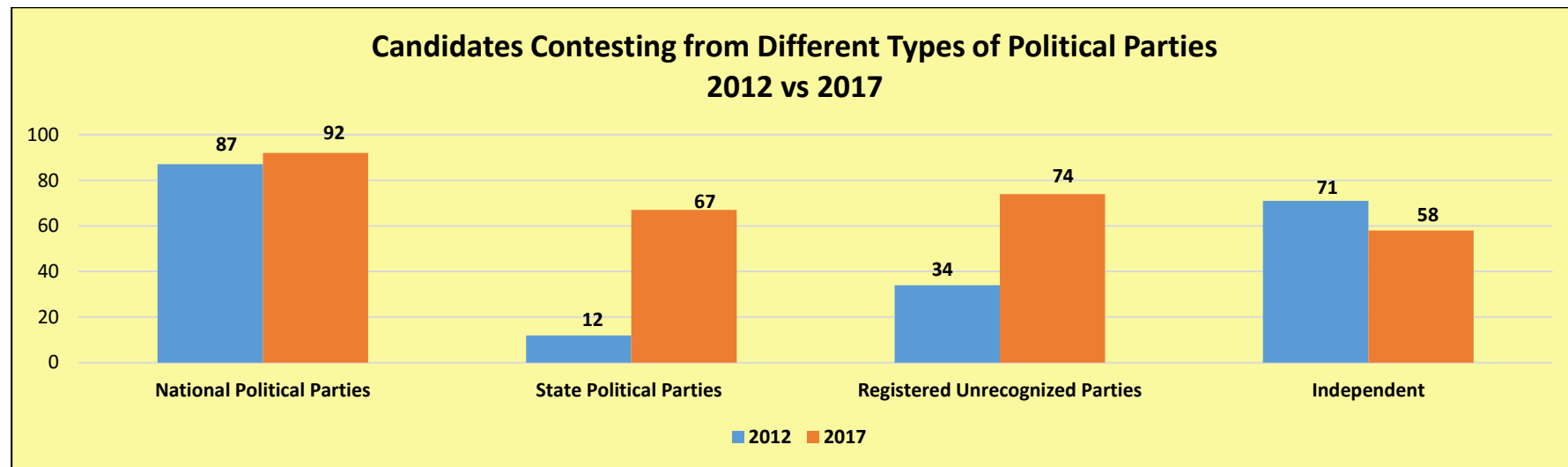


Figure: Candidates Contesting from Different Types of Political Parties

Seat Distribution among Parties

- The national political parties have secured 31 out of 40 seats, with Indian National Congress winning 17 seats; Bhartiya Janata Party winning 13 seats; Nationalist Congress Party winning 1 seat.
- The state political party i.e. Maharashtrawadi Gomantak won in total 3 seats.
- Among the 74 registered unrecognized political parties, Goa Forward Party won 3 seats and independent candidates won 3 seats in total.

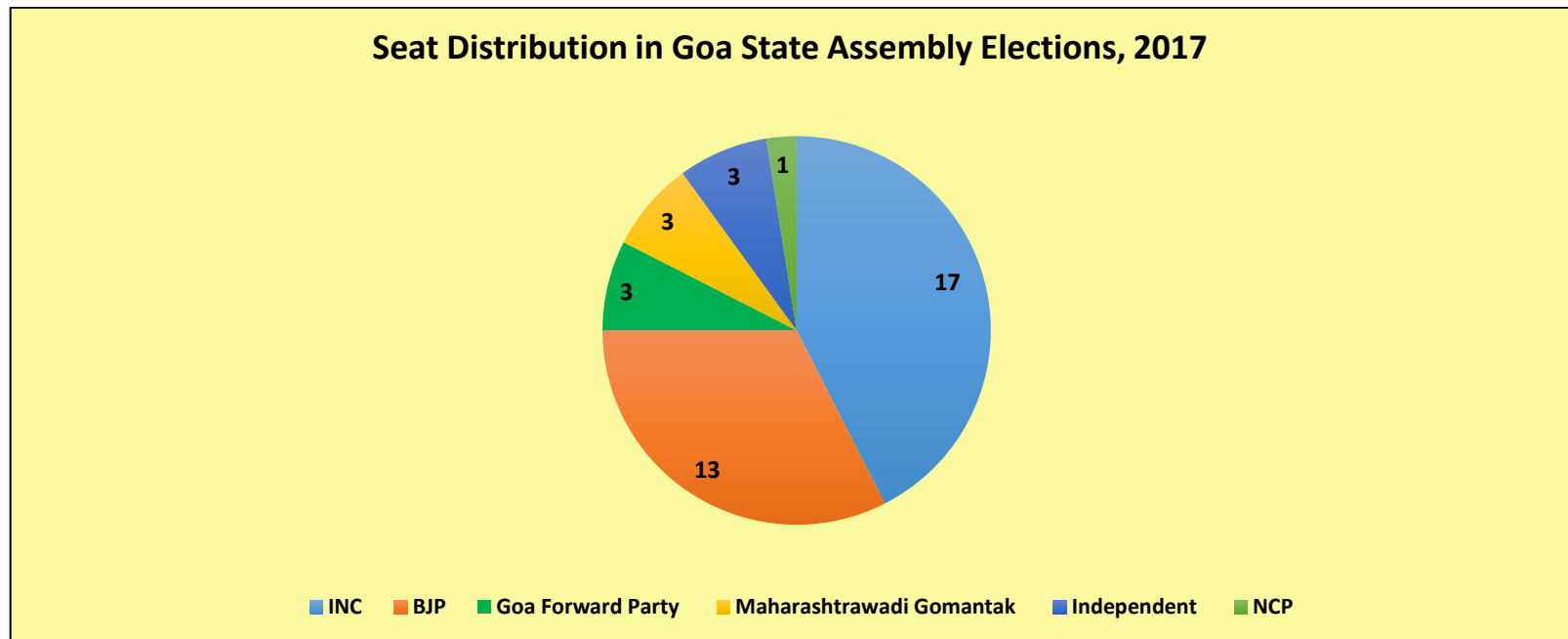


Figure: Seat distribution in Goa Assembly Elections, 2017

Vote Share of Winner

The percentage of vote share was calculated by dividing the votes polled for the winner by the total number of valid votes polled. The value of represents of votes won by the winning candidates among the total number of valid votes polled.

$$\text{Votes Share} = \frac{(\text{Total Votes Polled for Winner})}{(\text{Total No. of Valid Votes Polled})}$$

The winners of the Goa State Assembly elections, 2017 won by an average of 48 % of total votes polled. In the 2012 elections winners won by an average of 52% of total votes polled.

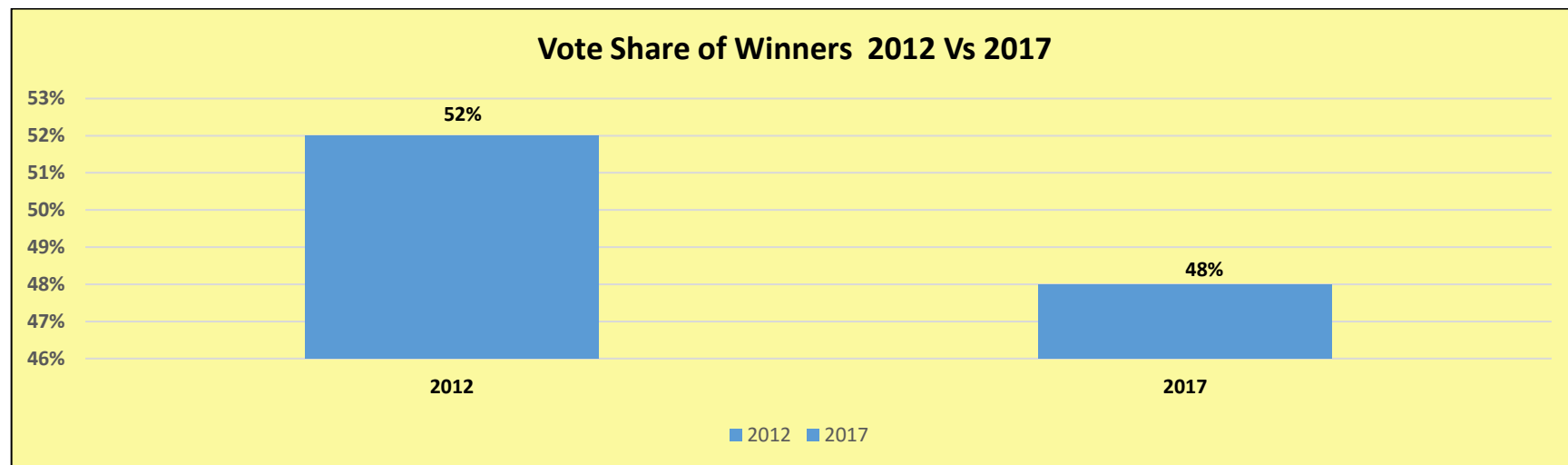


Figure: Comparative Analysis – Vote Share of Winners

Winners with highest vote share: 16 (40%) winners won with 50% and above of the total votes polled in their constituency. The top 3 winners who have attained the highest vote share during the Goa State Assembly Elections, 2017 are given below:

S.No	Winner	Constituency	Party	Total Registered Voters	Total Votes Polled	Total Votes Polled for the Winner	%of Vote Share
1.	RAMKRISHNA ALIAS SUDIN DHAVALIKAR	Marcaim	MGP	26981	23356	17093	73%
2.	PANDURANG MADKAIKAR	Cumbarjua	BJP	25052	20556	12395	60%
3.	ALEIXO REGINALDO LOURENCO	Curtorim	INC	28184	21303	12841	60%

Table: Winners with highest vote share

Winners with Least Vote Share: 24(60%) winners won with less than 50% of the total votes polled in their constituency. The top 3 winners who have attained the least vote share during the Goa State Assembly Elections, 2017 are given below:

S.No	Winner	Constituency	Party	Total Registered Voters	Total Votes Polled	Total votes polled for the Winner	% of Vote Share
1.	ALINA SALDANHA	Cortalim	BJP	30460	23486	5666	24%
2.	ANTONIO CAETANO FERNANDES	St. Cruz	INC	27708	22215	6202	28%
3.	CLAFASIO DIAS	Cuncolim	INC	29063	22440	6415	29%

Table: Winners with least vote share

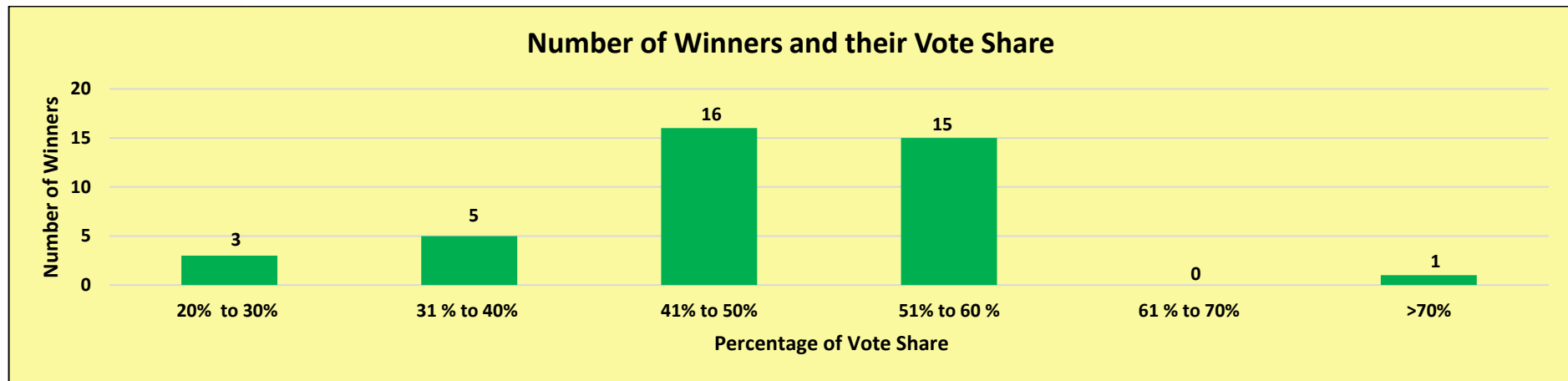


Figure: No. of Winners- Vote Share

Party Wise Winners with Less than 50% of Vote Share Out of 17 winner of **INC**, **10(59%)** won with less than 50 % of total votes polled in their constituencies. **9(69%)** out of 13 winners from **BJP**; **3(100%)** out of 3 winners from **Goa Forward Party**; **1(100%)** out 1 winner from **NCP** and **none** out of 3 winners from **MGP** won with less than 50% of total votes polled in their constituency.

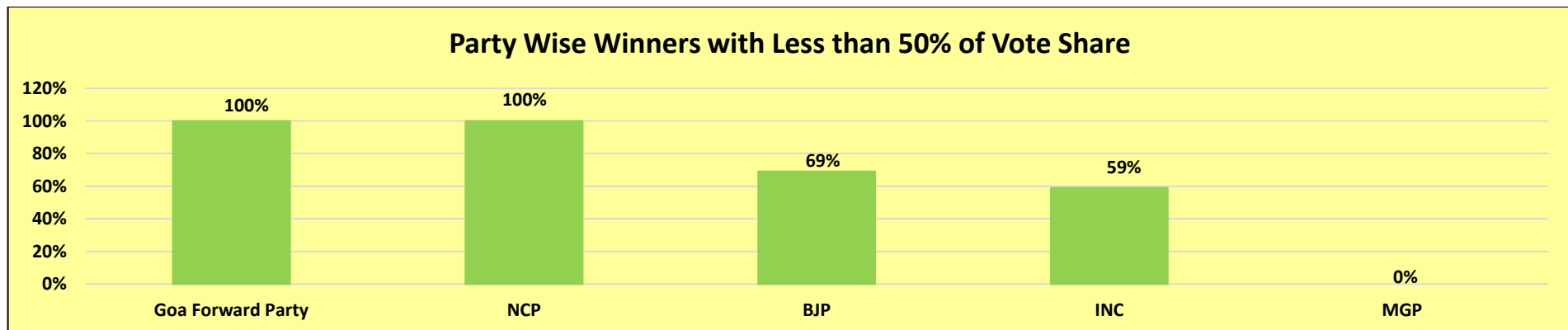


Figure: Party Wise Winners with Less than 50% of Vote Share

Representativeness of Winners

The percentage of representation is calculated by dividing the votes polled for the winner by the electorate i.e. the total number of registered voters. This value represents the percentage of votes won by the winning candidate among the total number of registered voters in the constituency.

$$\text{Representativeness} = \frac{\text{Total Votes polled for Winner}}{\text{Total No. of Registered Voters}}$$

All the winners of the Goa State Assembly Elections, 2017 won with an average of 39% of the total registered voters. This implies that the winners represents on an average, 39% of the total electorate. In the Goa State Assembly Elections, 2012 won by an average of 43% of the total registered votes.

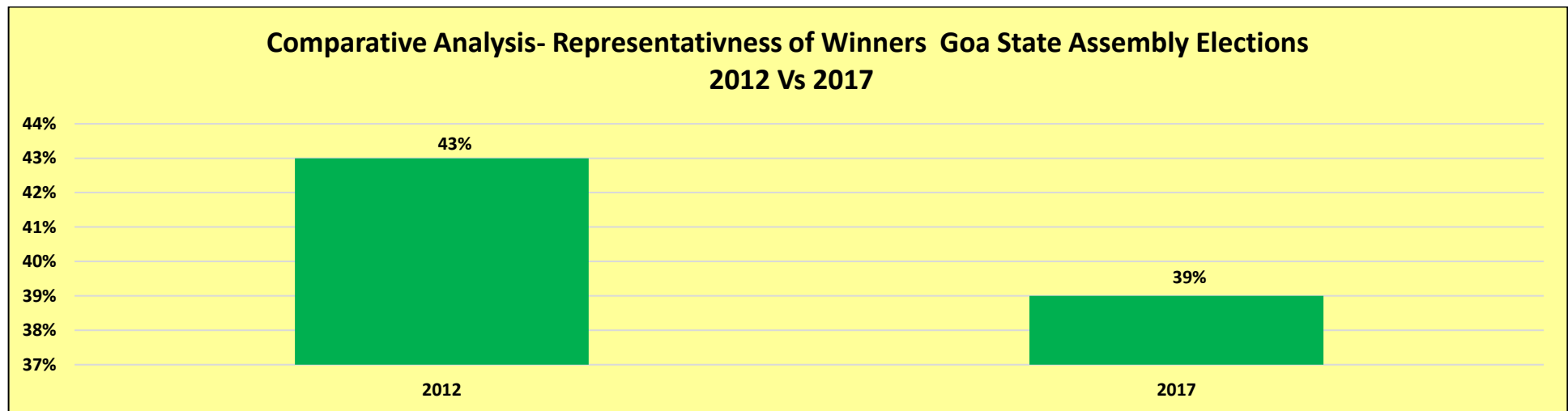


Figure – Comparative Analysis- Representativeness of Winners

Winners with Highest Representativeness: The details of top 3 winners with highest representativeness are given below:

S.No	Winner	Party	Constituency	Total Registered Voters	Total Votes Polled	Total Votes polled for the Winner	% of Representativeness
1.	RAMKRISHNA ALIAS SUDIN DHAVALIKAR	MGP	Marcaim	26981	23356	17093	63%
2.	DAYANAND RAGHUNATH SOPTE	INC	Mandrem	31362	27966	16490	53%
3.	DEEPAK PRABHU PAUSKAR	MGP	Sanvordem	28233	25377	14575	52%

Table: Winners with Highest Representativeness

Winners with Least Representativeness: The details of top 3 winners with least representativeness are given below:

S.No	Winner	Party	Constituency	Total Registered Voters	Total Votes Polled	Total Votes polled for the Winner	% of Representativeness
1.	ALINA SALDANHA	BJP	Cortalim	30460	23486	5666	19%
2.	CLAFASIO DIAS	INC	Cuncoim	29063	22440	6415	22%
3.	ANTONIO CAETANO FERNANDES	INC	St. Cruz	27708	22215	6202	22%

Table: Winners with least representativeness

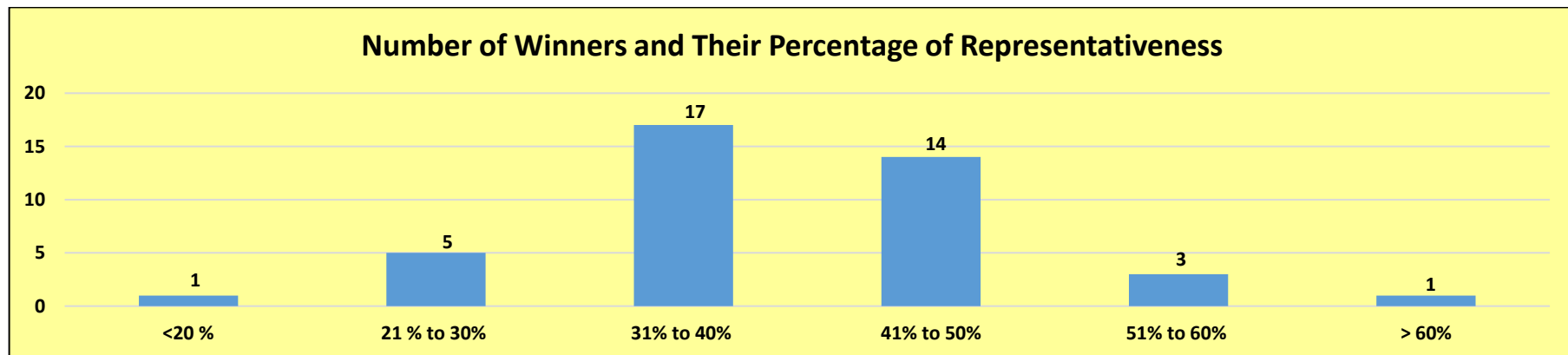


Figure: No. of Winners – Representativeness

Party-wise Winners with less than 40% of Representativeness: Out of 17 winners of **INC**, **8(47%)** have won less than 40% of votes of the total registered voters in the constituency. **11 (85%)** out of 13 winners from **BJP**; **3 (100%)** out of 3 winners from **Goa Forward Party**, **1(100%)** out 1 winner from **NCP** and **none** out of 3 winners from **MGP** have won less than 40 % of votes of the total registered voters in the constituency.

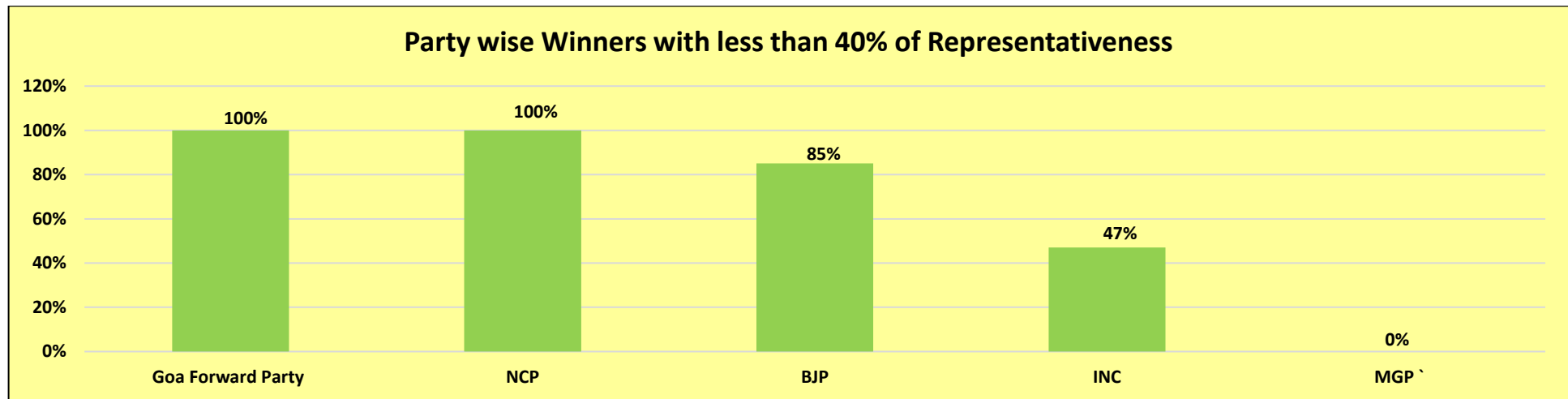


Figure: Party wise Winners with less than 40% of Representativeness

Margin of Victory for Winners

Winners with Least Margin of Victory: The details of top three winners with least margin of victory are given below:

S.No.	Constituency	Total No. of Registered Voters	Total Votes polled	Winner	Party for Winner	Total Votes Polled for Winner	Runners Up	Party for Runner Up	Total Votes polled for Runners up	Margin of Victory(Winner-Runner up)	% Margin of Victory
1.	Cuncolim	29063	22440	CLAFASIO DIAS	INC	6415	JOAQUIM ALEMAO	Independent	6382	33	0.10%
2.	Mormugao	21422	17340	MILIND SAGUN NAIK	BJP	8466	SANKALP AMONKAR	INC	8326	140	0.80%
3.	Cortalim	30460	23486	ALINA SALDANHA	BJP	5666	ANTONIO VAS	Independent	5148	518	2.20%

Table: Winners with Least Margin of Victory

Winners with Highest Margin of Victory: The details of top three winners with highest margin of victory are given below:

S.No.	Constituency	Total No. of Registered Voters	Total Votes polled	Winner	Party for Winner	Total Votes Polled for Winner	Runners Up	Party for Runner Up	Total Votes polled for Runners up	Margin of Victory(Winner-Runner up)	% Margin of Victory
1	Marcaim	26981	23356	RAMKRISHNA ALIAS SUDIN DHAVALIKAR	Maharashtrawadi Gomantak	17093	PRADEEP PUNDALIK SHET	Bharatiya Janata Party	3413	13680	58.6%
2	Curchorem	26029	21668	NILESH CABRAL	Bharatiya Janata Party	12830	SHYAM GOPINATH SATARDEKAR	Goa Suraksha Manch	3742	9088	41.9%
3	Cumbarjua	25052	20556	PANDURANG MADKAIKAR	Bharatiya Janata Party	12395	XAVIER FIALHO	Indian National Congress	3961	8434	41.0%

Table: Winners with Highest Margin of Victory

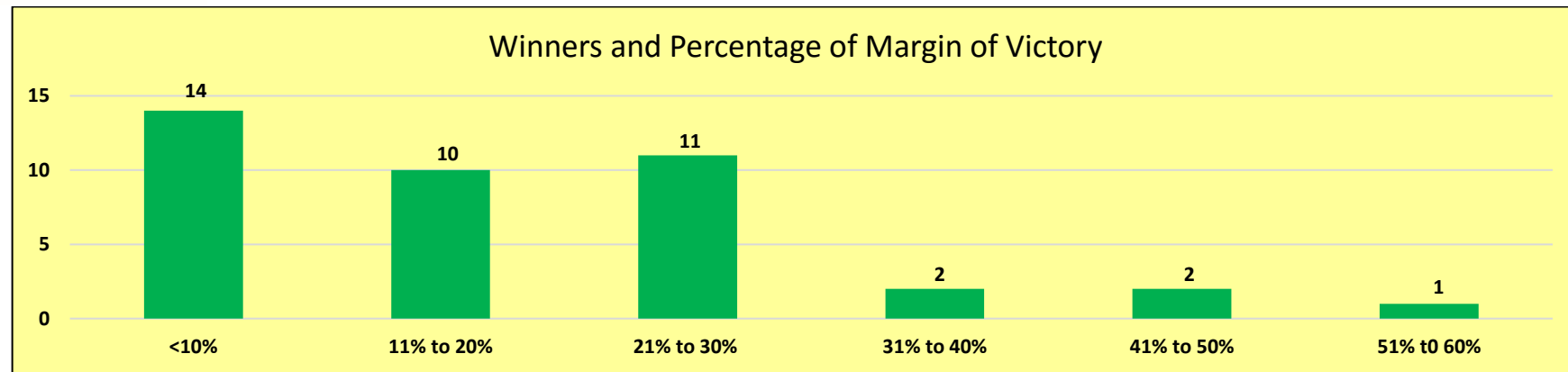


Figure: Winners and Margin of Victory

Party Wise Margin of Victory less than 10%: Out of 17 winners from **INC**, 5 (29%) have won with less than 10% margin of victory. 6(46%) out of 13 winners from **BJP**, 2(67%) out of 3 winners from **Goa Forward Party** and none from **MGP** and **NCP** have won with less than 10% margin of victory.

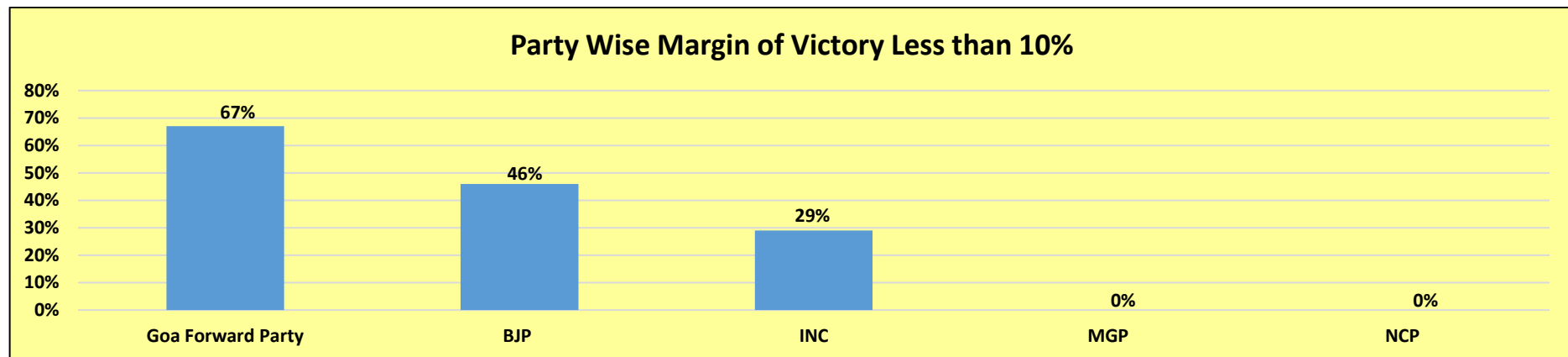


Figure: Party Wise Margin of Victory Less than 10%

None of the Above

The NOTA button instated by the ECI in 2013 gave the voters an options of rejecting all the candidates in their constituency. The total number of votes polled for None-of-the-above option were 10919 votes during the Goa State Assembly Elections, 2017. The top ten constituencies with highest votes polled for NOTA are as follows:

S.No.	Constituency	Winner	Party	Total No. of Registered Voters	Total Votes Polled	Percentage of Polling	Total Votes Winner	Votes Polled by NOTA	% votes Polled by NOTA
1	Poriem	PRATAPSINGH R RANE	INC	30678	27596	90%	14977	552	2.0%
2	Pernem	AJGAONKAR MANOHAR TRIMBAK	MGP	31347	27730	88%	15745	469	1.7%
3	Priol	GOVIND GAUDE	Independent	29560	26945	91%	15149	448	1.7%
4	Mandrem	DAYANAND RAGHUNATH SOPTÉ	INC	31362	27966	89%	16490	415	1.5%
5	Mapusa	FRANCISCO C. J. A. DE PINTO E SOUZA	BJP	28807	22764	79%	10957	409	1.8%
6	Maem	PRAVIN ZANTYE	BJP	27111	24108	89%	12430	377	1.6%
7	Marcaim	RAMKRISHNA ALIAS SUDIN DHAVALIKAR	MGP	26981	23356	87%	17093	376	1.6%
8	Valpoi	VISHWAJIT PRATAPSINGH RANE	INC	28829	25326	88%	13493	362	1.4%
9	Quepem	CHANDRAKANT (BABU) KAVLEKAR	INC	31291	26662	85%	13525	357	1.3%
10	Cumbarjua	PANDURANG MADKAIKAR	BJP	25052	20556	82%	12395	348	1.7%

Table: Top 10 Constituencies with highest votes polled for NOTA

Comparative Analysis- Winners with criminal cases and their Vote Share and Representativeness

Winners with Criminal Cases and their Vote Share: The total votes for winners with criminal cases, serious criminal case and clean records were calculated separately. The vote share of the winners with criminal cases was calculated by dividing the total votes polled for winners with criminal cases with the total votes for those constituencies where the said winners contested from. Similarly, the vote share of winners with serious criminal cases and winners with a clean record were calculated.

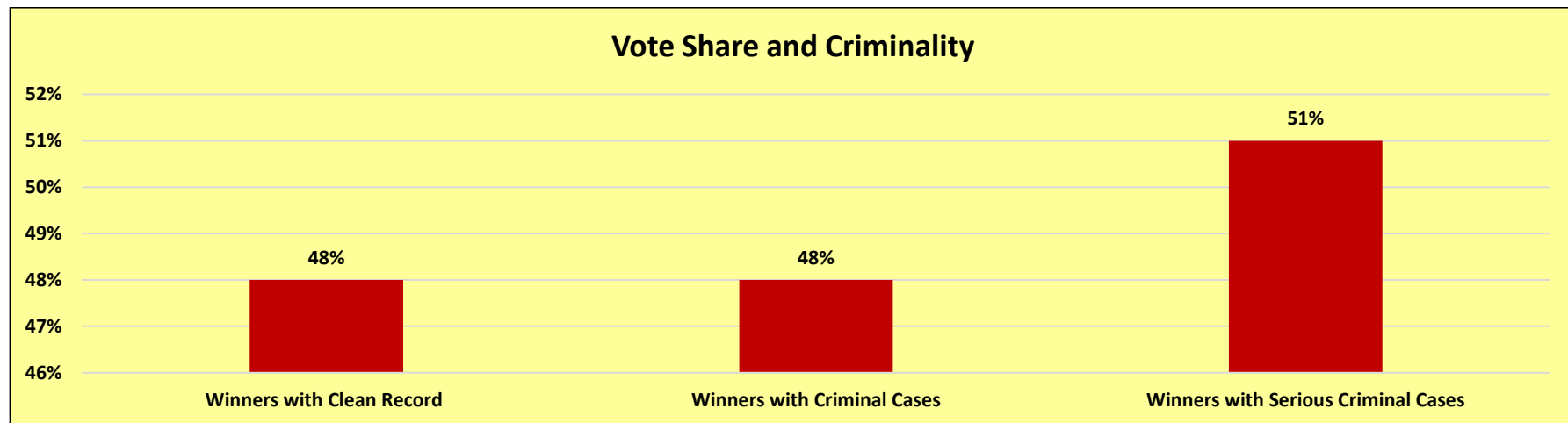


Figure: Vote Share and Criminality

Winners with Criminal Cases and their Representativeness: The representativeness of winners with criminal cases was calculated by dividing the total votes for winners with criminal cases with the total electorate in those constituency where the said winners contested from. Similarly, the representativeness of winners with serious criminal cases and winners with a clean record were calculated.

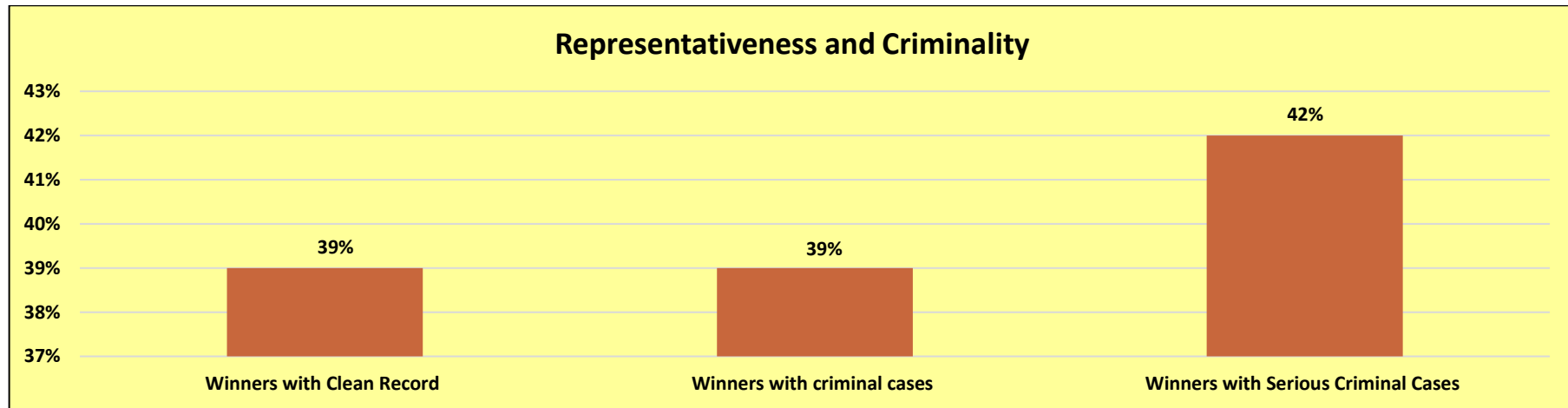


Figure: Representativeness and Criminality

	Total Votes polled for the Winner	Total Voters Polled	Total No. of Registered Voters	Vote Share (in %)	Representativeness (in %)
Winners with Serious Criminal Cases	69486	136748	167170	51%	42%
Winners with Criminal Cases	96628	201987	247540	48%	39%
Winners with Clean Record	339323	714229	863344	48%	39%

Table: Winners with Criminal Cases and their Vote Share and Representativeness

Vote Share and Representativeness of Winners in Goa Assembly Elections

S.No	Winner	Party	Constituency	Total No. of Registered Voters	Total Votes polled	Total Votes Polled for the Winner	% of Vote Share	% of representativeness
1	GLENN SOUZA TICLO	Bharatiya Janata Party	Aldona	27431	21606	9405	44%	34%
2	CLAFASIO DIAS	Indian National Congress	Cuncolim	29063	22440	6415	29%	22%
3	RAJESH PATNEKAR	Bharatiya Janata Party	Bicholim	25951	23306	10654	46%	41%
4	ISIDORE ALEIXINHO FERNANDES	Indian National Congress	Canacona	33224	28489	10853	38%	33%
5	ALINA SALDANHA	Bharatiya Janata Party	Cortalim	30460	23486	5666	24%	19%
6	PANDURANG MADKAIKAR	Bharatiya Janata Party	Cumbarjua	25052	20556	12395	60%	49%
7	NILESH CABRAL	Bharatiya Janata Party	Curcholem	26029	21668	12830	59%	49%
8	MAUVIN HELIODORO GODINHO	Bharatiya Janata Party	Dabolim	22478	17473	7234	41%	32%
9	ALEIXO REGINALDO LOURENCO	Indian National Congress	Curtorim	28184	21303	12841	60%	46%
10	CHURCHILL ALEMAO	Nationalist Congress Party	Benaulim	28602	21314	9373	44%	33%
11	VIJAI SARDESAI	Goa Forward Party	Fatorda	28977	23038	10516	46%	36%
12	PRAVIN ZANTYE	Bharatiya Janata Party	Maem	27111	24108	12430	52%	46%
13	DAYANAND RAGHUNATH SOPTE	Indian National Congress	Mandrem	31362	27966	16490	59%	53%
14	FRANCISCO C. J. A. DE PINTO E SOUZA	Bharatiya Janata Party	Mapusa	28807	22764	10957	48%	38%
15	VINODA DATARAMA PALIENCAR	Goa Forward Party	Siolim	28161	23496	10189	43%	36%
16	RAMKRISHNA ALIAS SUDIN DHAVALIKAR	Maharashtrawadi Gomantak	Marcaim	26981	23356	17093	73%	63%
17	MILIND SAGUN NAIK	Bharatiya Janata Party	Mormugao	21422	17340	8466	49%	40%
18	LUIZINHO FALEIRO	Indian National Congress	Navelim	27344	21351	8183	38%	30%
19	WILFRED D'SA	Indian National Congress	Nuvm	28197	21447	9967	46%	35%
20	SIDHARTH SRIPAD KUNCALIENKER	Bharatiya Janata Party	Panaji	22203	17339	7924	46%	36%
21	AJGAONKAR MANOHAR TRIMBAK	Maharashtrawadi Gomantak	Pernem	31347	27730	15745	57%	50%
22	RAVI SITARAM NAIK	Indian National Congress	Ponda	30553	25095	9502	38%	31%
23	PRATAP Singh R RANE	Indian National Congress	Poriem	30678	27596	14977	54%	49%
24	ROHAN KHAUNTE	Independent	Porvorim	24323	19656	11174	57%	46%
25	JENNIFER MONSERRATE	Indian National Congress	Taleigao	27859	22556	11534	51%	41%

S.No	Winner	Party	Constituency	Total No. of Registered Voters	Total Votes polled	Total Votes Polled for the Winner	% of Vote Share	% of representativeness
26	CHANDRAKANT (BABU) KAVLEKAR	Indian National Congress	Quepem	31291	26662	13525	51%	43%
27	DIGAMBAR VASANT KAMAT	Indian National Congress	Margao	28450	22353	12105	54%	43%
28	JAYESH VIDYADHAR SALGAONKAR	Goa Forward Party	Saligao	25960	21028	9735	46%	38%
29	MICHAEL VINCENT LOBO	Bharatiya Janata Party	Calangute	24538	20084	11136	55%	45%
30	PRASAD S. GAONKAR	Independent	Sanguem	25769	22683	7636	34%	30%
31	DR. PRAMOD PANDURANG SAWANT	Bharatiya Janata Party	Sanquelim	26205	23700	10058	42%	38%
32	DEEPAK PRABHU PAUSKAR	Maharashtrawadi Gomantak	Sanvordem	28233	25377	14575	57%	52%
33	VISHWAJIT PRATAPSINGH RANE	Indian National Congress	Valpoi	28829	25326	13493	53%	47%
34	SUBHASH ANKUSH SHIRODKAR	Indian National Congress	Siroda	28258	24624	11156	45%	39%
35	FRANCISCO SILVEIRA	Indian National Congress	St. Andre	20941	16554	8087	49%	39%
36	ANTONIO CAETANO FERNANDES	Indian National Congress	St. Cruz	27708	22215	6202	28%	22%
37	NILKANTH RAMNATH HALARNKAR	Indian National Congress	Tivim	26567	22560	11099	49%	42%
38	GOVIND GAUDE	Independent	Priol	29560	26945	15149	56%	51%
39	JOSE LUIS CARLOS ALMEIDA	Bharatiya Janata Party	Vasco-da-gama	35601	26099	8765	34%	25%
40	FILIPE NERY RODRIGUES	Indian National Congress	Velim	31175	23527	10417	44%	33%

Table: Vote Share and Representativeness of Winners

Margin of Victory of Winners from Goa Assembly Elections

S.No.	Constituency	Total No. of Registered Voters	Total Votes polled	Winner	Party of Winner	Total Votes Polled for Winner	% of Votes by winner	Runners Up	Party of Runner Up	Total Votes polled for Runners up	% of Votes by Runner up	Margin of Victory(Winner - Runner up)	% Margin of Victory
1	Marcaim	26981	23356	RAMKRISHNA ALIAS SUDIN DHAVALIKAR	Maharashtrawadi Gomantak	17093	73%	PRADEEP PUNDALIK SHET	Bharatiya Janata Party	3413	15%	13680	59%
2	Curchorem	26029	21668	NILESH CABRAL	Bharatiya Janata Party	12830	59%	SHYAM GOPINATH SATARDEKAR	Goa Suraksha Manch	3742	17%	9088	42%
3	Cumbarjua	25052	20556	PANDURANG MADKAIKAR	Bharatiya Janata Party	12395	60%	XAVIER FIALHO	Indian National Congress	3961	19%	8434	41%
4	Curtorim	28184	21303	ALEIXO REGINALDO LOURENCO	Indian National Congress	12841	60%	ARTHUR D'SILVA	Bharatiya Janata Party	5144	24%	7697	36%
5	Mandrem	31362	27966	DAYANAND RAGHUNATH SOPTE	Indian National Congress	16490	59%	LAXMIKANT PARSEKAR	Bharatiya Janata Party	9371	34%	7119	25%
6	Mapusa	28807	22764	FRANCISCO C. J. A. DE PINTO E SOUZA	Bharatiya Janata Party	10957	48%	VINOD FADKE	Maharashtrawadi Gomantak	4129	18%	6828	30%

S.No.	Constituency	Total No. of Registered Voters	Total Votes polled	Winner	Party of Winner	Total Votes Polled for Winner	% of Votes by winner	Runners Up	Party of Runner Up	Total Votes polled for Runners up	% of Votes by Runner up	Margin of Victory(Winner - Runner up)	% Margin of Victory
7	Pernem	31347	27730	AJGAONKAR MANOHAR TRIMBAK	Maharashtrawadi Gomantak	15745	57%	RAJENDRA ARLEKAR	Bharatiya Janata Party	9715	35%	6030	22%
8	Valpoi	28829	25326	VISHWAJIT PRATAPSI NGH RANE	Indian National Congress	13493	53%	SATYAVIJAY SUBRAI NAIK	Bharatiya Janata Party	7815	31%	5678	22%
9	Nuvm	28197	21447	WILFRED D'SA	Indian National Congress	9967	46%	FRANCISCO XAVIER PACHECO	Goa Su-Raj Party	4307	20%	5660	26%
10	Velim	31175	23527	FILIPEN RODRIGUES	Indian National Congress	10417	44%	BENJAMIN SILVA	Independent	5164	22%	5253	22%
11	Sanvordem	28233	25377	DEEPAK PRABHU PAUSKAR	Maharashtrawadi Gomantak	14575	57%	GANESH CHANDRU GAONKAR	Bharatiya Janata Party	9354	37%	5221	21%
12	Benaulim	28602	21314	CHURCHILL ALEMAO	Nationalist Congress Party	9373	44%	ROYLA CLARINA FERNANDES	Aam Aadmi Party	4182	20%	5191	24%
13	St. Andre	20941	16554	FRANCISCO SILVEIRA	Indian National Congress	8087	49%	RAMRAO SURYA NAIK WAGH	Bharatiya Janata Party	3017	18%	5070	31%
14	Maem	27111	24108	PRAVIN ZANTYE	Bharatiya Janata Party	12430	52%	SANTOSH KUMAR SAWANT	Indian National Congress	7456	31%	4974	21%
15	Siroda	28258	24624	SUBHASH ANKUSH SHIRODKAR	Indian National Congress	11156	45%	MAHADEV NARAYAN NAIK	Bharatiya Janata Party	6286	26%	4870	20%

S.No.	Constituency	Total No. of Registered Voters	Total Votes polled	Winner	Party of Winner	Total Votes Polled for Winner	% of Votes by winner	Runners Up	Party of Runner Up	Total Votes polled for Runners up	% of Votes by Runner up	Margin of Victory(Winner - Runner up)	% Margin of Victory
16	Priol	29560	26945	GOVIND GAUDE	Independe nt	15149	56%	PANDURANG ALIAS DEEPAK MADHAV DHAVALIKAR	Maharashtra wadi Gomantak	10463	39%	4686	17%
17	Aldona	27431	21606	GLENN SOUZA TICLO	Bharatiya Janata Party	9405	44%	AMARNATH PANJIKAR	Indian National Congress	4949	23%	4456	21%
18	Porvorim	24323	19656	ROHAN KHAUNTE	Independe nt	11174	57%	GURUPRASA D R. PAWASKAR	Bharatiya Janata Party	6961	35%	4213	21%
19	Margao	28450	22353	DIGAMBA R VASANT KAMAT	Indian National Congress	12105	54%	SHARMAD RAITURKAR	Bharatiya Janata Party	7929	35%	4176	19%
20	Poriem	30678	27596	PRATAPSI NGH R RANE	Indian National Congress	14977	54%	VISHWAJIT KRISHNARAO RANE	Bharatiya Janata Party	10911	40%	4066	15%
21	Calangute	24538	20084	MICHAEL VINCENT LOBO	Bharatiya Janata Party	11136	55%	JOSEPH ROBERT SEQUEIRA	Indian National Congress	7311	36%	3825	19%
22	Ponda	30553	25095	RAVI SITARAM NAIK	Indian National Congress	9502	38%	SUNIL DESAI	Bharatiya Janata Party	6492	26%	3010	12%
23	Taleigao	27859	22556	JENNIFER MONSERR ATE	Indian National Congress	11534	51%	DATTAPRASA D NAIK	Bharatiya Janata Party	8679	38%	2855	13%
24	Quepem	31291	26662	CHANDRA KANT (BABU) KAVLEKAR	Indian National Congress	13525	51%	PRAKASH SHANKAR VELIP	Bharatiya Janata Party	10933	41%	2592	10%

S.No.	Constituency	Total No. of Registered Voters	Total Votes polled	Winner	Party of Winner	Total Votes Polled for Winner	% of Votes by winner	Runners Up	Party of Runner Up	Total Votes polled for Runners up	% of Votes by Runner up	Margin of Victory(Winner - Runner up)	% Margin of Victory
25	Dabolim	22478	17473	MAUVIN HELIODOR O GODINHO	Bharatiya Janata Party	7234	41%	PREMANAND NANOSKAR	Maharashtra wadi Gomantak	4740	27%	2494	14%
26	Navelim	27344	21351	LUIZINHO FALEIRO	Indian National Congress	8183	38%	AVERTANO FURTADO	Independent	5705	27%	2478	12%
27	Saligao	25960	21028	JAYESH VIDYADHA R SALGAONK AR	Goa Forward Party	9735	46%	DILIP PARULEKAR	Bharatiya Janata Party	7598	36%	2137	10%
28	Sanquelim	26205	23700	DR. PRAMOD PANDURA NG SAWANT	Bharatiya Janata Party	10058	42%	DHARMESH SAGLANI	Indian National Congress	7927	33%	2131	9%
29	Canacona	33224	28489	ISIDORE ALEIXINHO FERNANDE S	Indian National Congress	10853	38%	VIJAY PAI KHOT	Bharatiya Janata Party	8745	31%	2108	7%
30	Siolim	28161	23496	VINODA DATARAM A PALIENCA R	Goa Forward Party	10189	43%	DAYANAND RAYU MANDREKAR	Bharatiya Janata Party	8748	37%	1441	6%
31	Vasco-da-gama	35601	26099	JOSE LUIS CARLOS ALMEIDA	Bharatiya Janata Party	8765	34%	KRISHNA (DAJI) V SALKAR	Independent	7414	28%	1351	5%
32	Fatorda	28977	23038	VIJAI SARDESAI	Goa Forward Party	10516	46%	DAMU G. NAIK	Bharatiya Janata Party	9182	40%	1334	6%

S.No.	Constituency	Total No. of Registered Voters	Total Votes polled	Winner	Party of Winner	Total Votes Polled for Winner	% of Votes by winner	Runners Up	Party of Runner Up	Total Votes polled for Runners up	% of Votes by Runner up	Margin of Victory(Winner - Runner up)	% Margin of Victory
33	Panaji	22203	17339	SIDHARTH SRIPAD KUNCALIE NKER	Bharatiya Janata Party	7924	46%	ATANASIO J. MONSERRAT E	United Goans Party	6855	40%	1069	6%
34	Sanguem	25769	22683	PRASAD S. GAONKAR	Independe nt	7636	34%	SUBHASH PHAL DESSAI	Bharatiya Janata Party	6699	30%	937	4%
35	Tivim	26567	22560	NILKANTH RAMNATH HALARNKA R	Indian National Congress	11099	49%	KIRAN MOHAN KANDOLKAR	Bharatiya Janata Party	10304	46%	795	4%
36	Bicholim	25951	23306	RAJESH PATNEKAR	Bharatiya Janata Party	10654	46%	NARESH SAWAL	Maharashtra wadi Gomantak	9988	43%	666	3%
37	St. Cruz	27708	22215	ANTONIO CAETANO FERNANDES	Indian National Congress	6202	28%	HEMANT DINANATH GOLATKAR	Bharatiya Janata Party	5560	25%	642	3%
38	Cortalim	30460	23486	ALINA SALDANHA	Bharatiya Janata Party	5666	24%	ANTONIO VAS	Independent	5148	22%	518	2%
39	Mormugao	21422	17340	MILIND SAGUN NAIK	Bharatiya Janata Party	8466	49%	SANKALP AMONKAR	Indian National Congress	8326	48%	140	1%
40	Cuncolim	29063	22440	CLAFASIO DIAS	Indian National Congress	6415	29%	JOAQUIM ALEMAO	Independent	6382	28%	33	0.10%

Table: Margin of Victory of Winners from Goa Assembly Elections

Goa Election Watch

Mr. Bhasker Assoldekar
+91-98203-53159
vibhanatural@hotmail.com

Association for Democratic Reforms

<p>Media and Journalist Helpline</p> <p>+91 80103 94248 Email: adr@adrindia.org</p>	<p>Maj. Gen. Anil Verma (Retd.) Head National Election Watch, Association for Democratic Reforms 011 4165 4200 +91 88264 79910 adr@adrindia.org, anilverma@adrindia.org</p>	<p>Prof Jagdeep Chhokar IIM Ahmedabad (Retd.) Founder Member, National Election Watch, Association for Democratic Reforms +91 99996 20944 jchhokar@gmail.com</p>	<p>Prof Trilochan Sastry IIM Bangalore Founder Member, National Election Watch, Association for Democratic Reforms +91 94483 53285 trilochans@iimb.ernet.in</p>
--	--	---	--

DISCLAIMER

All information in this report has been taken from the website of Election Commission of India (<http://eci.nic.in/eci/eci.html>). **ADR does not add or subtract any information, unless the EC changes the data. In particular, no unverified information from any other source is used.** While all efforts have been made to ensure that the information is in keeping with what is available in the ECI website, in case of discrepancy between information in this report and that given in the ECI website, the information available ECI website should be treated as correct. Association for Democratic Reforms, Goa Election Watch and their volunteers are not responsible or liable for any damage arising directly or indirectly from the publication of this report