

Date: 08 April, 2023

ANALYSIS OF INCOME & EXPENDITURE OF REGIONAL POLITICAL PARTIES FOR FY 2021-22

A Report by
Association for Democratic Reforms

Association for Democratic Reforms
T-95, II floor, C.L. House, Gautam Nagar
New Delhi – 110 049
Email: adr@adrindia.org; Phone: 011-4165 4200

Table of Contents

Analysis of Income & Expenditure of Regional Political Parties for FY 2021-22	3
Executive Summary	3
Observations of ADR	7
Recommendations of ADR	7
Detailed Report	9
Status of submission of Annual Audit reports by the Regional Parties, FY 2021-22	9
Total Income and Expenditure of Regional Parties, FY 2021-22	9
Comparison of Income of Regional Parties, FY 2020-21 and FY 2021-22	11
Top sources of income of Regional Political Parties, FY 2021-22	13
Top items of expenditure of Regional Political Parties, FY 2021-22	15
Share of income of Regional Parties from Electoral Bonds and other sources, FY 2021-22	19
Disclaimer	20
Contact Details	20
Annexure – I	21

Analysis of Income & Expenditure of Regional Political Parties for FY 2021-22

Executive Summary

Political parties have multiple sources of funding and thus accountability and transparency should be an important aspect of their functioning. It is essential to have comprehensive and transparent accounting methods and systems which should reveal the true financial position of the parties.

The Election Commission of India (ECI), in its letter dated 19th November,'14 addressed to the Presidents/General Secretaries of all political parties, stated that it was mandatory for the parties to submit details of their audited reports to the Commission. This report analyses the total income and expenditure incurred, all over India, by **36 out of 54 Regional Parties** during FY 2021-22, as declared by the parties in their Audit reports submitted to the ECI.

The Regional Parties include AAP, AGP, AIADMK, AIFB, AINRC, AIUDF, AJSU, BJD, CPI(ML)(L), DMDK, DMK, GFP, INLD, JCC(J), JDS, JDU, JJP, JKPDP, JMM, KC-M, MGP, MNS, NDPP, NPF, PDA, PDF, PMK, RJD, RLD, SAD, SDF, SP, TDP, TRS, UPPL and YSR-Congress.

Status of submission of audited reports by the Regional Parties, FY 2021-22

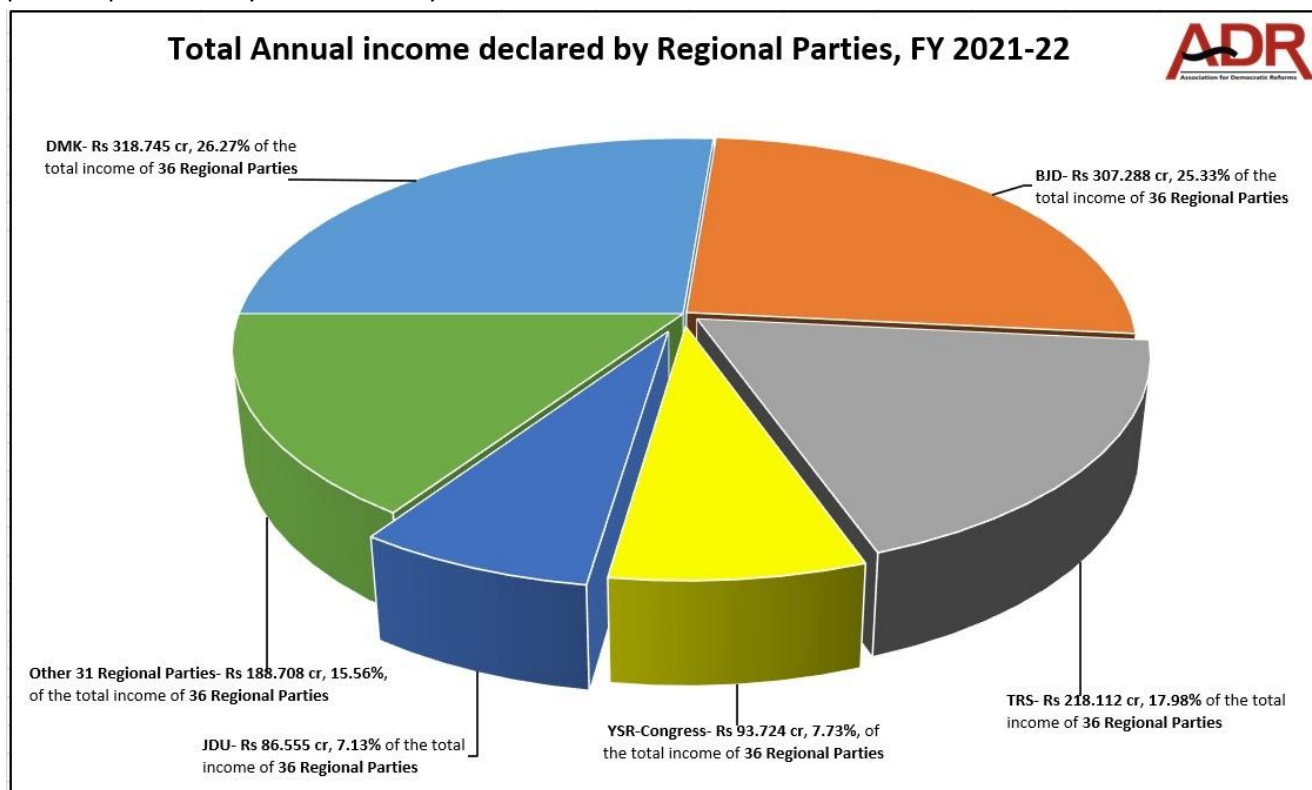
- The due date for submission of annual audited accounts for the parties was **31st October,'22**.
- **20** parties had submitted their audit reports on time, while **16** parties delayed their submission by several days, ranging from **1 day to 97 days**.
- Audit reports of the remaining **18** regional parties for **FY 2021-22** are unavailable on the website of the ECI at the time of preparation of this report. These include some major political parties like **AIMIM, Shivsena, JKNC, BPF and IUML** etc.
- Hence, this report analyses the income and expenditure of **36 Regional Political Parties**, whose audit reports are available on the ECI website, for **FY 2021-22**.

Status of submission of Audit Reports of Regional Political Parties; Due date for submission: 31 Oct, 2022					
S. No.	Political Party	Party Code	Status of submission	Date of Submission	No. of days by which delayed
1	People's Democratic Alliance	PDA	Submitted on time	13 June 2022	0
2	Shiromani Akali Dal	SAD	Submitted on time	12 August 2022	0
3	Biju Janata Dal	BJD	Submitted on time	26 August 2022	0
4	Jammu and Kashmir Peoples Democratic Party	JKPDP	Submitted on time	02 September, 2022	0
5	All India Forward Bloc	AIFB	Submitted on time	06 September, 2022	0
6	All India United Democratic Front	AIUDF	Submitted on time	13 September, 2022	0
7	Telangana Rashtra Samithi	TRS	Submitted on time	20 September 2022	0
8	Rashtriya Lok Dal	RLD	Submitted on time	28 September, 2022	0
9	Dravida Munnetra Kazhagam	DMK	Submitted on time	29 September 2022	0
10	Nationalist Democratic Progressive Party	NDPP	Submitted on time	29 September 2022	0
11	Aam Aadmi Party	AAP	Submitted on time	1 October, 2022	0
12	Yuva Jana Sramika Rythu Congress Party	YSR-C	Submitted on time	2 October, 2022	0
13	All India Anna Dravida Munnetra Kazhagam	AIADMK	Submitted on time	3 October, 2022	0
14	Sikkim Democratic Front	SDF	Submitted on time	3 October, 2022	0
15	All India N.R. Congress	AINRC	Submitted on time	12 October, 2022	0
16	Pattali Makkal Katchi	PMK	Submitted on time	15 October, 2022	0
17	Kerala Congress (M)	KC-M	Submitted on time	18 October 2022	0

Status of submission of Audit Reports of Regional Political Parties; Due date for submission: 31 Oct, 2022					
S. No.	Political Party	Party Code	Status of submission	Date of Submission	No. of days by which delayed
18	Jannayak Janta Party	JJP	Submitted on time	19 October 2022	0
19	Communist Party of India (Marxist-Leninist) (Liberation)	CPI(ML)(L)	Submitted on time	25 October 2022	0
20	Goa Forward Party	GFP	Submitted on time	29 October 2022	0
21	Desiya Murpokku Dravida Kazhagam	DMDK	Submitted with delay	2 November, 2022	1 Day
22	Janta Congress Chhattisgarh (J)	JCC(J)	Submitted with delay	4 November, 2022	3 Days
23	Janata Dal (Secular)	JDS	Submitted with delay	17 November, 2022	16 Days
24	Janata Dal (United)	JDU	Submitted with delay	28 November, 2022	27 Days
25	Samajwadi Party	SP	Submitted with delay	7 December, 2022	36 Days
26	Rashtriya Janata Dal	RJD	Submitted with delay	17 December, 2022	46 Days
27	Telugu Desam Party	TDP	Submitted with delay	28 December, 2022	57 Days
28	Indian National Lok Dal	INLD	Submitted with delay	30 December, 2022	59 Days
29	Maharashtrawadi Gomantak	MGP	Submitted with delay	31 December, 2022	60 Days
30	Jharkhand Mukti Morcha	JMM	Submitted with delay	6 January, 2023	66 Days
31	People's Democratic Front	PDF	Submitted with delay	18 January, 2023	78 Days
32	AJSU Party	AJSU Party	Submitted with delay	20 January, 2023	80 Days
33	Asom Gana Parishad	AGP	Submitted with delay	23 January, 2023	83 Days
34	Naga Peoples Front	NPF	Submitted with delay	31 January, 2023	91 Days
35	Maharashtra Navnirman Sena	MNS	Submitted with delay	2 February, 2023	93 Days
36	United People's Party, Liberal	UPPL	Submitted with delay	6 February, 2023	97 Days
37	All India Majlis-E-Ittehadul Muslimeen	AIMIM	-	-	158 Days
38	Bodoland Peoples Front	BPF	-	-	158 Days
39	Hill State People's Democratic Party	HSPDP	-	-	158 Days
40	Indian Union Muslim League	IUML	-	-	158 Days
41	Indigenous People's Front of Tripura	IPFT	-	-	158 Days
42	Jammu & Kashmir National Conference	JKNC	-	-	158 Days
43	Jammu & Kashmir National Panthers Party	JKNPP	-	-	158 Days
44	Lok Jan Shakti Party	LJSP	-	-	158 Days
45	Mizo National Front	MNF	-	-	158 Days
46	Mizoram People's Conference	MPC	-	-	158 Days
47	People's Party of Arunachal	PPA	-	-	158 Days
48	Rashtriya Lok Samta Party	RLSP	-	-	158 Days
49	Rashtriya Loktantrik Party	RLP	-	-	158 Days
50	Revolutionary Socialist Party	RSP	-	-	158 Days
51	Shiv Sena	SHS	-	-	158 Days
52	Sikkim Krantikari Morcha	SKM	-	-	158 Days
53	United Democratic Party	UDP	-	-	158 Days
54	Zoram Nationalist Party	ZNP	-	-	158 Days

Total income declared by Regional Political Parties, FY 2021-22

- The total income of the **36** Regional Parties for the FY 2021-22 was **Rs 1213.132 cr.**
- **DMK** reported having the highest income of **Rs 318.745 cr**, which forms **26.27%** of the total income of all the parties analysed, followed by **BJD** with an income of **Rs 307.288 cr** or **25.33%** and **TRS** whose income was **Rs 218.112 cr** or **17.98%** of the total income of the **36** Regional parties analysed in this report.
- The **total income of top 5 parties** amounted to **Rs 1024.424 cr**, which comprised **84.44%** of the total income of the political parties analysed collectively.



Comparison of Income of Regional Parties, FY 2020-21 and FY 2021-22

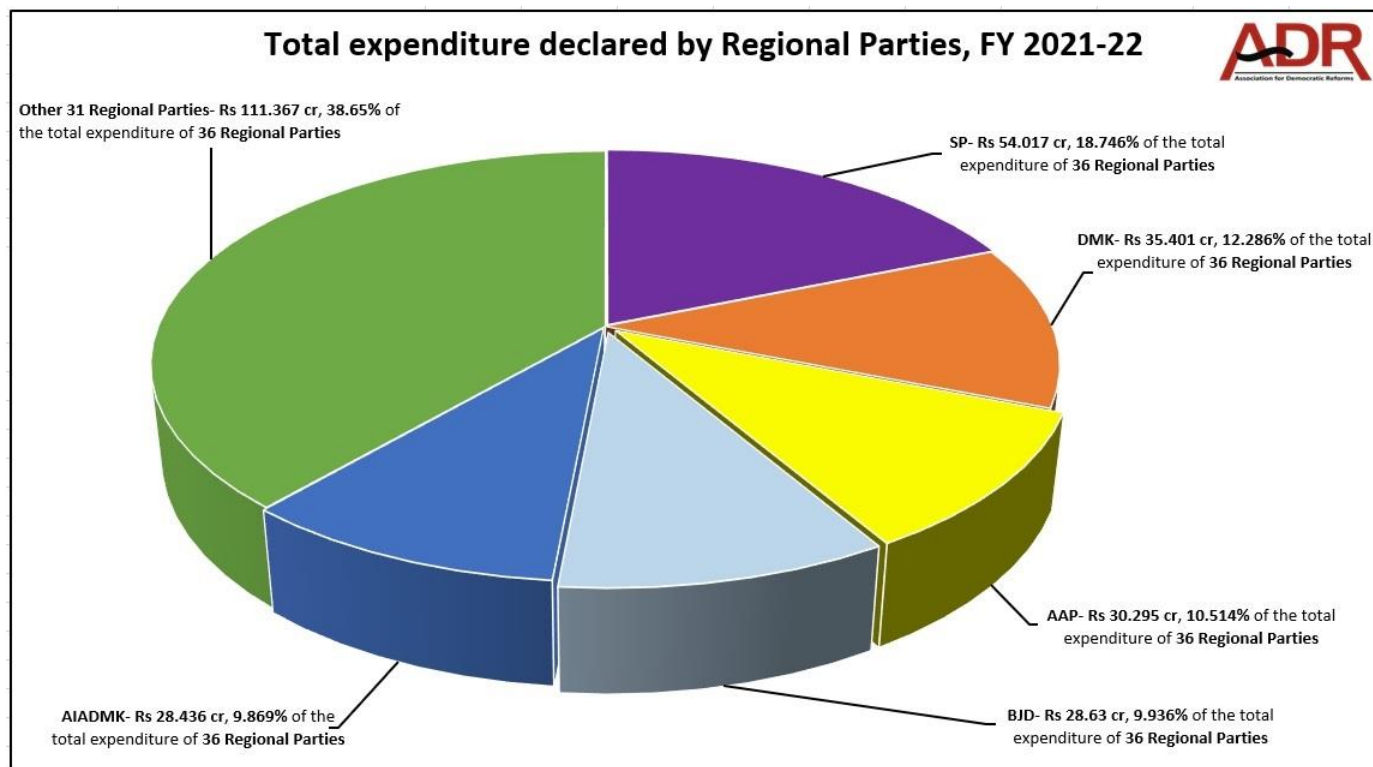
- For **35 parties** out of 36 political parties whose data is available for both the years, **20 parties** have shown an **increase in their income** from FY 2020-21 to FY 2021-22 while **15 parties** have shown a **decline in their income** during this period.
- Total income of the **35 parties** increased from **Rs 565.424 cr** in FY 2020-21 to **Rs 1212.708 cr** in FY 2021-22, a total increase of **114.48%** or **Rs 647.284 cr**.
- **BJD** reported the highest increase in its income of **Rs 233.941 cr**, followed by **TRS** and **DMK** which declared a total increase of **Rs 180.454 cr** and **Rs 168.795 cr** respectively, between FY 2020-21 and FY 2021-22.

Unspent Income of Regional Parties, FY 2021-22

- There are **21** Regional parties who declared a part of their **income as remaining unspent** for the FY 2021-22 while **15** political parties **spent more than the income collected** during the year.
- **DMK** has more than **Rs 283.344 cr** of its total income remaining unspent while **BJD** and **TRS** have **Rs 278.658 cr** and **Rs 190.173 cr** respectively, of their income remaining unspent for FY 2021-22.
- **SAD, AIADMK, TDP, JDS, MGP, RLD, PMK, INLD, JKPDP, AIUDF, NPF, SDF, PDA, DMDK** and **JCC(J)** are the 15 regional parties that declared spending more than their income. **DMDK** has declared spending highest amount of **Rs 3.3052 cr** or **30603.70%** more than its income.

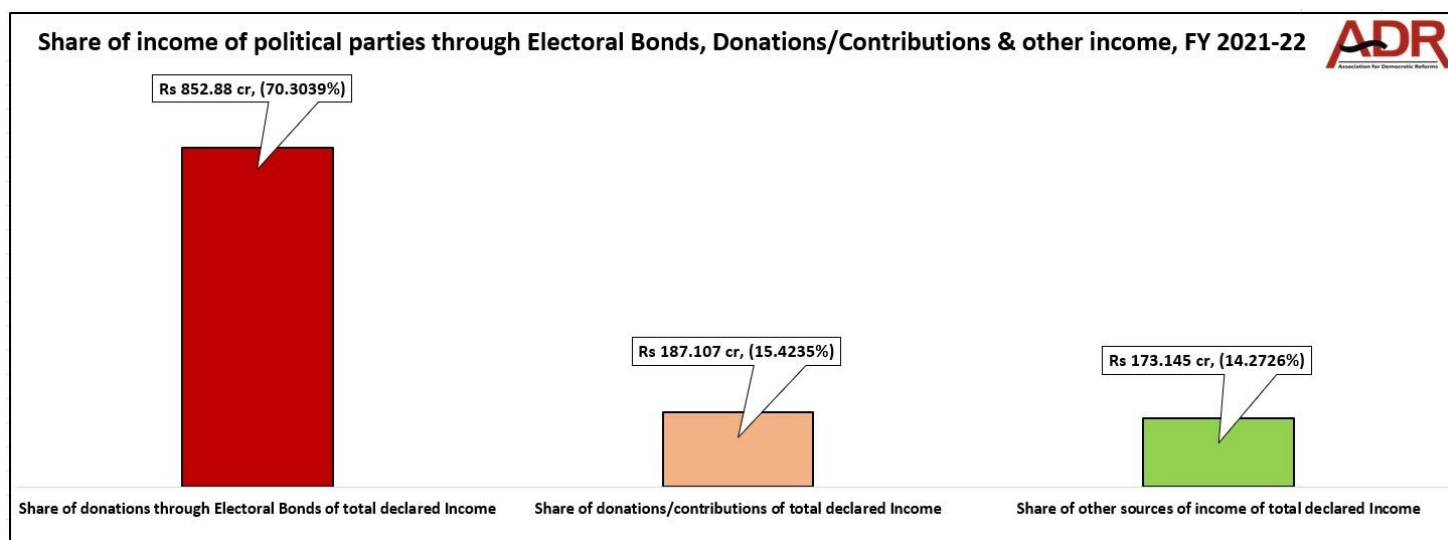
Total expenditure incurred by Regional Parties, FY 2021-22

- The total declared expenditure of the 36 Regional parties for the FY 2021-22 was **Rs 288.146 cr.**
- Total expenditure incurred by the **top 5 parties** is **Rs 176.779 cr** or **61.35%** of the total expenditure as reported by the 36 political parties.
- **Top 5 parties** that have incurred **highest expenditure** are **SP** which spent **Rs 54.017 cr** or **18.746%**, followed by **DMK** which spent **Rs 35.401 cr** or **12.286%**, **AAP** which spent **Rs 30.295 cr** or **10.514%**, **BJD** which spent **Rs 28.63 cr** or **9.936%** and **AIADMK** spent **Rs 28.436 cr** or **9.869%** of the total expenditure.



All sources of Income declared by Regional Political parties, FY 2021-22

- **36 Regional Parties** collected **Rs 1039.987 cr** or **85.7274%** of their total income from **voluntary contributions** (includes Donations & Contributions and Electoral Bonds) for FY 2021-22.
- Under voluntary contributions, political parties collected **70.3039%** or **Rs 852.88 cr** of their income from **Donations through Electoral Bonds** while other Donations & Contributions amounted to **Rs 187.107 cr** or **15.4235%** for FY 2021-22. The share of other sources of income declared by regional parties is **Rs 173.145 cr** which is **14.2726%** of the total declared income.
- Only 10 of the 36 Regional Parties that were analysed declared **donations through Electoral Bonds** amounting to **Rs 852.88 cr.**
- **7.70%** or **Rs 93.468 cr** of the total income was generated through **Interest Income** by the 36 Regional Parties during FY 2021-22.



Observations of ADR

- **Audit reports** of 16 parties were available on the ECI website after a **delay of 1 day to 97 days** from the last date of submission.
- The income tax returns/audit reports of **18** regional parties are not available on the ECI website at the time of preparation of this report even after **158 days since the due date for submission**.
- Given the **anonymity provided to donors** by the scheme, it is seen that **Electoral Bonds** have emerged as the most **popular mode of donations** to regional political parties for FY 2021-22. **More than 70.30%** of the total income (Rs 852.88 cr) of the 36 regional political parties analysed for FY 2021-22 is from **Donations through Electoral Bonds**.
- The most common and popular items of expenditure for regional parties for FY 2021-22 are **election expenses/general propaganda and administrative/general expenses**.
- As per the data shared by SBI in response to ADR's RTI application, Electoral Bonds worth **Rs 2673.0525 cr** were redeemed by parties in FY 2021-22. **67.79% (Rs 1811.9425 cr)** of this has been redeemed by **National Parties** and **31.91% (Rs 852.88 cr)** is redeemed by **Regional Parties**.
- **For the FY 2021-22**, only **4 National Parties** (BJP, INC, NCP and AITC) have received from Donations through Electoral Bonds (**Rs 1811.9425 cr**) wherein identity of the donor is not disclosed to the public. Of the Regional parties that have submitted their audit reports, **10 Regional Parties** (DMK, BJD, TRS, YSR-Congress, JDU, SP AAP, SAD, MGP and TDP) have **declared receiving donations through Electoral Bonds worth Rs 852.88 cr**.
- **MGP party** has not declared income through Electoral Bonds in its audit report, but the party has given Electoral Bonds amount in the Contributions report that they had submitted to the ECI. The Electoral Bonds amount is **Rs 55 lakhs**.

Recommendations of ADR

- The Supreme Court gave a judgment on September 13, 2013 declaring that no part of a candidate's affidavit should be left blank. Along the same lines, we recommend that the Election Commission of India impose rules that **no part of the Form 24A submitted by political parties providing details of donations above Rs 20,000 should be left blank**.
- Full details of all **donors should be made available for public scrutiny under the RTI**. Some countries where this is done include Bhutan, Nepal, Germany, France, Italy, Brazil, Bulgaria, the US and Japan. In none of these countries is it possible for 65% of the source of funds to be unknown. According to the **Finance Act, 2017**, Section 13A of the IT Act was amended to state that tax exemption will be given to registered political parties *"Provided also that such political party furnishes a return of income for the previous year in accordance with the provisions of sub-section (4B) of section 139"*

on or before the due date under that section.” Thus, any party which does not submit its IT returns on or before the due date, **their income should not be tax-exempted and defaulting parties should be derecognized.**

- Electoral Bonds infringe the citizen's fundamental ‘Right to Know’ by withholding crucial information regarding electoral funding. Such opaqueness is at the cost of larger public interest and is a severe blow to the very fundamentals of transparency and accountability. Serious concerns have been raised by civil society as well as constitutional authorities such as EC and RBI that **anonymous donations through Electoral Bonds will encourage money laundering** and lead to increased **use of black money** for political funding through **shell companies**. Therefore, **Electoral Bonds Scheme, 2018 should be entirely scrapped.**
- In the case of continuance of the Scheme, **the principle of anonymity of the bond donor** enshrined in the Electoral Bond Scheme, 2018 **must be done away with.** All political parties which receive donations through Electoral Bonds **should declare in their Contributions Reports the total amount of such donations received in the given financial year,** along with the detailed particulars of the donors as against each Bond; the amount of each such bond and the full particulars of the credit received against each bond. The procedures and reporting framework for the above must be standardized to ensure that a true picture of the financial position of the political parties is revealed to the general public.
- The ECI/CBDT/CAG or any other relevant institution should be **entrusted with the responsibility to oversee** that there is **no discrepancy between the value of Electoral Bonds redeemed** and the **value of donations received through Electoral Bonds by the political parties,** and whether only entitled political parties are receiving funding via Electoral Bonds.
- **All Political parties must provide all information on their finances under the Right to Information Act.** This will only strengthen political parties, elections and democracy.
- Those parties not following the ICAI guidelines for auditing of reports should be scrutinized by the IT department.

Need for a strict mechanism for reporting financial information

To ensure that there is financial transparency and accountability on the part of the political parties, there must be a strict mechanism with respect to reporting of financial information. The procedures and reporting framework must be standardized to ensure that a true picture of the financial position of the political parties is revealed to the general public. Institute of Chartered Accounts of India (ICAI) has put forward a set of recommendations on the request of the Election Commission of India (ECI). These recommendations relate to a standardized and comprehensive reporting framework of financial statements of political parties. ADR feels that there is a dire need for these recommendations to be implemented at the earliest.

For details of Income and Expenditure declared by the National Political parties during FY 2021-22, please refer [here](#)

Detailed Report

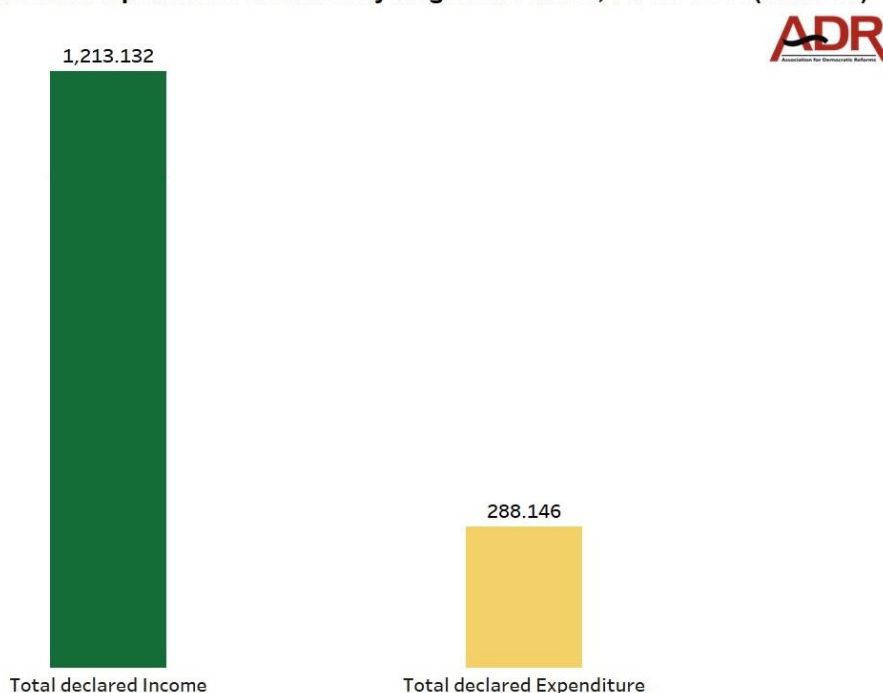
Status of submission of Annual Audit reports by the Regional Parties, FY 2021-22

- The due date for submission of annual audited accounts for the parties was **31st October, '22**.
- **20 of the 36 regional parties** had **submitted their audit reports on time**, while 16 parties delayed their submission by several days, ranging from **1 day to 97 days**.
- **It has been 158 days since the due date for submission**, the audit reports of the remaining **16 Regional Parties** for **FY 2021-22** are yet to be available on the website of the ECI, at the time of preparation of this report.
- Some of the political parties whose audited statements are yet to be available on the ECI website include major political parties like **AIMIM, Shivsena, JKNC, BPF and IUML** etc.

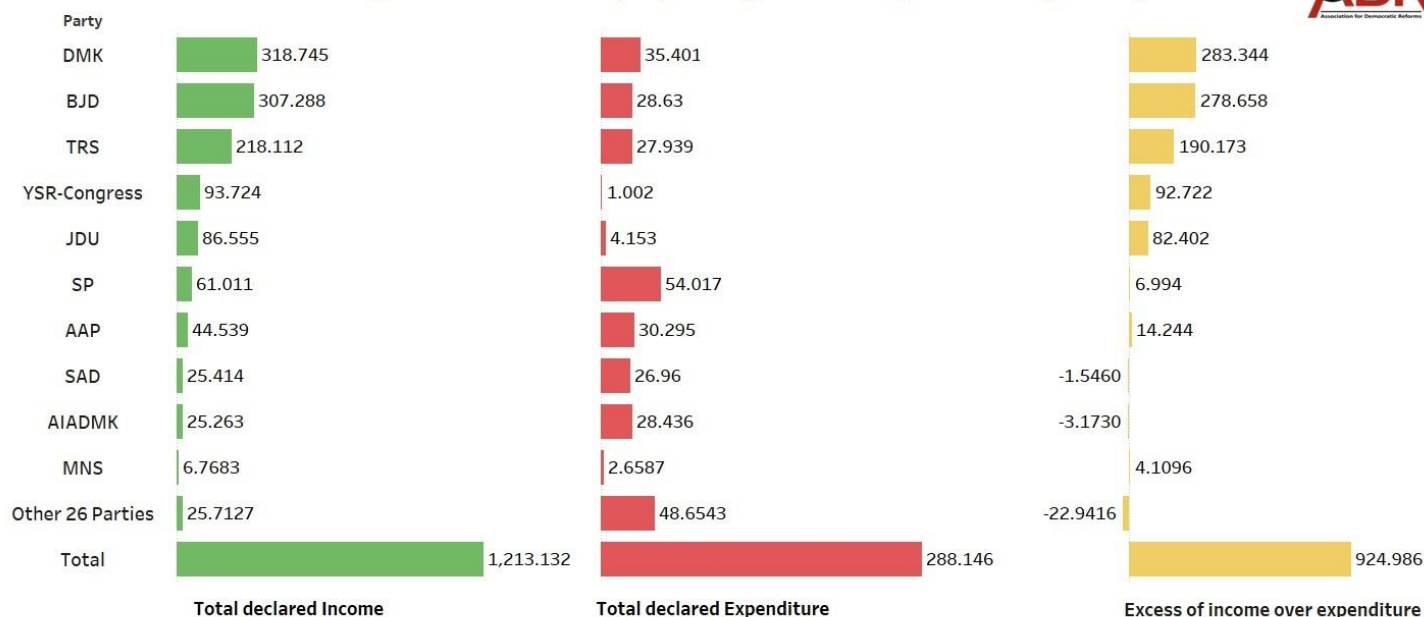
Total Income and Expenditure of Regional Parties, FY 2021-22

- During FY 2021-22, the **total income** declared by **36 Regional Political Parties** was **Rs 1213.132 cr** while the total expenditure incurred by these parties amounts to **Rs 288.146 cr**, resulting in **76.25%** of the income **remaining unspent**.
- The top **5** parties with highest total declared income include **DMK, BJD, TRS, YSR-Congress & JDU**. **DMK** has the highest income of **Rs 318.745 cr** or **26.27%** amongst all the 36 regional parties whose audit reports are available on the ECI website.
- In terms of the total declared expenditure, **DMK** spent the highest amount of **Rs 318.745 cr**, followed by **BJD** and **TRS**, which spent **Rs 307.288 cr** and **Rs 218.112 cr** respectively.
- **15 out of 36 political parties**, which have submitted their audit reports, have **incurred expenditure more than their total income**. Of these, **DMDK, SDF, JCC(J), AIUDF, TDP, RLD, PMK and NPF** spent more than 100% of their total income during FY 2021-22.
- During FY 2021-22, the **top five political parties with excess of income over expenditure** include **DMK, BJD, TRS, YSR-Congress and JDU**. **DMK** has the highest 'excess of income over expenditure' of **Rs 283.344 cr**, followed by **BJD** with **Rs 278.658 cr** and **TRS** with **Rs 190.173 cr**.

Total Income and Expenditure declared by Regional Parties, FY 2021-22 (in Rs Cr)



Total Income & Expenditure declared by top 10 Regional Parties, FY 2021-22 (in Rs Cr)

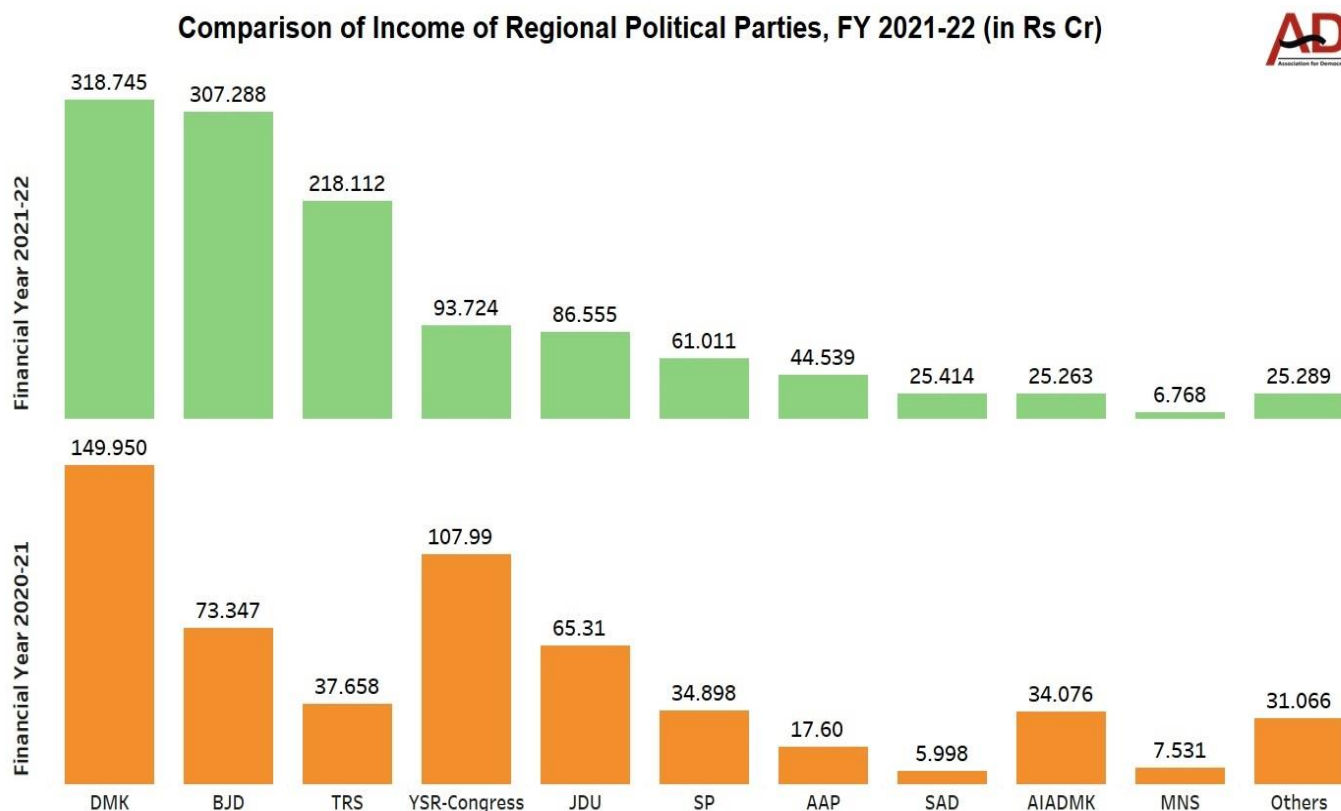


S. No.	Party	Total income and expenditure declared by Regional Political Parties, FY 2021-22 (in Rs cr)			
		Total declared Income (A)	Total declared Expenditure (B)	Excess of income over expenditure (A-B=C)	Share of income remaining unspent (C/A*100)
1	DMK	318.745	35.401	283.344	88.89%
2	BJD	307.288	28.63	278.658	90.68%
3	TRS	218.112	27.939	190.173	87.19%
4	YSR-Congress	93.724	1.002	92.722	98.93%
5	JDU	86.555	4.153	82.402	95.20%
6	SP	61.011	54.017	6.994	11.46%
7	AAP	44.539	30.295	14.244	31.98%
8	SAD	25.414	26.96	-1.546	-6.08%
9	AIADMK	25.263	28.436	-3.173	-12.56%
10	MNS	6.7683	2.6587	4.1096	60.72%
11	TDP	6.028	25.571	-19.543	-324.20%
12	JJP	4.481	0.365	4.116	91.85%
13	JMM	2.417	1.111	1.306	54.03%
14	JDS	2.1688	2.8263	-0.6575	-30.32%
15	RJD	1.977	1.489	0.488	24.68%
16	MGP	1.865	1.877	-0.012	-0.64%
17	CPI(ML)(L)	1.709	1.507	0.202	11.82%
18	RLD	1.234	4.845	-3.611	-292.63%
19	GFP	1.10	0.591	0.509	46.27%
20	KC-M	0.50	0.346	0.154	30.80%
21	UPP,L	0.4246	0.4125	0.0121	2.85%
22	PMK	0.354	1.151	-0.797	-225.14%
23	NDPP	0.3156	0.2647	0.0509	16.13%
24	INLD	0.2855	0.5322	-0.2467	-86.41%
25	AJSU	0.2232	0.0503	0.1729	77.46%
26	AINRC	0.1278	0.1259	0.0019	1.49%
27	AIFB	0.1058	0.0827	0.0231	21.83%
28	JKPDP	0.103	0.138	-0.035	-33.98%
29	AIUDF	0.077	1.088	-1.011	-1312.99%

S. No.	Party	Total income and expenditure declared by Regional Political Parties, FY 2021-22 (in Rs cr)			
		Total declared Income (A)	Total declared Expenditure (B)	Excess of income over expenditure (A-B=C)	Share of income remaining unspent (C/A*100)
30	AGP	0.0715	0.065	0.0065	9.09%
31	NPF	0.0458	0.1396	-0.0938	-204.80%
32	PDF	0.0327	0.0293	0.0034	10.40%
33	SDF	0.0282	0.7009	-0.6727	-2385.46%
34	PDA	0.02789	0.0282	-0.00031	-1.11%
35	DMDK	0.0108	3.316	-3.3052	-30603.70%
36	JCC(J)	0.0000821	0.0014674	-0.0013853	-1687.33%
Total		Rs 1213.132 cr	Rs 288.146 cr	Rs 924.986 cr	76.25%

Comparison of Income of Regional Parties, FY 2020-21 and FY 2021-22

- Total income of the 35 out of 36 parties, whose audit reports are available for both FY 2020-21 and 2021-22, increased from **Rs 565.424 cr** in FY 2020-21 to **Rs 1212.708 cr** in FY 2021-22, a total **increase of 114.48%** or **Rs 647.284 cr**.
- 20 parties** have shown an **increase in their income** from FY 2020-21 to FY 2021-22 while **15 parties** have shown a **decline in their income** during this period.
- Comparing the income of top 5 parties for FY 2021-22 with the previous financial year, **BJD** declared the highest increase in its income of **Rs 233.941 cr** or **318.95%**, followed by **TRS** and **DMK** which declared a total increase of **Rs 180.454 cr** or **479.19%** and **Rs 168.795 cr** or **112.57%**, respectively.
- YSR-Congress** declared the maximum **decrease in income** between FY 2020-21 and 2021-22 by **Rs 14.266 cr** followed by **RJD** (**Rs 9.098 cr**) and **AIADMK** (**Rs 8.813 cr**).



Party	Comparison of Income of Political Parties, FY 2020-21 and FY 2021-22		
	Financial Year 2020-21 (in Rs cr) (A)	Financial Year 2021-22 (in Rs cr) (B)	Increase/ decrease in total income (B-A=C)
DMK	149.95	318.745	Rs 168.795 cr, 112.57%
BJD	73.347	307.288	Rs 233.941 cr, 318.95%
TRS	37.658	218.112	Rs 180.454 cr, 479.19%
YSR-Congress	107.99	93.724	Rs -14.266 cr, -13.21%
JDU	65.31	86.555	Rs 21.245 cr, 32.53%
SP	34.898	61.011	Rs 26.113 cr, 74.83%
AAP	17.60	44.539	Rs 26.939 cr, 153.06%
SAD	5.998	25.414	Rs 19.416 cr, 323.71%
AIADMK	34.076	25.263	Rs -8.813 cr, -25.86%
MNS	7.531	6.7683	Rs -0.7627 cr, -10.13%
TDP	3.252	6.028	Rs 2.776 cr, 85.36%
JJP	4.776	4.481	Rs -0.295 cr, -6.18%
JMM	0.906	2.417	Rs 1.511 cr, 166.78%
JDS	1.405	2.1688	Rs 0.7638 cr, 54.36%
RJD	11.075	1.977	Rs -9.098 cr, -82.15%
MGP	0.0357	1.865	Rs 1.8293 cr, 5124.09%
CPI(ML)(L)	1.393	1.709	Rs 0.316 cr, 22.68%
RLD	0.713	1.234	Rs 0.521 cr, 73.07%
GFP	0.29	1.10	Rs 0.81 cr, 279.31%
KC-M	0.6462	0.50	Rs -0.1462 cr, -22.62%
PMK	1.162	0.354	Rs -0.808 cr, -69.54%
NDPP	0.2292	0.3156	Rs 0.0864 cr, 37.70%
INLD	0.1656	0.2855	Rs 0.1199 cr, 72.40%
AJSU	0.0885	0.2232	Rs 0.1347 cr, 152.20%
AINRC	0.062	0.1278	Rs 0.0658 cr, 106.13%
AIFB	0.1336	0.1058	Rs -0.0278 cr, -20.81%
JKPDP	0.0033	0.103	Rs 0.0997 cr, 3021.21%
AIUDF	1.557	0.077	Rs -1.48 cr, -95.05%
AGP	0.1216	0.0715	Rs -0.0501 cr, -41.20%
NPF	0.0385	0.0458	Rs 0.0073 cr, 18.96%
PDF	0.0329	0.0327	Rs -0.0002 cr, -0.61%
SDF	0.0368	0.0282	Rs -0.0086 cr, -23.37%
PDA	0.05547	0.02789	Rs -0.0276 cr, -49.72%
DMDK	2.8604	0.0108	Rs -2.8496 cr, -99.62%
JCC(I)	0.0271	0.0000821	Rs -0.0270179 cr, -99.70%
Total	Rs 565.424 cr	Rs 1212.708 cr	Rs 647.284 cr, 114.48%
UPPL	NA	0.4246	-
ZNP	0.1199	NA	-
SHS	13.841	NA	-
SKM	1.033	NA	-
AIMIM	1.62	NA	-
HSPDP	0.444	NA	-
BPF	1.343	NA	-
MPC	0.284	NA	-
IPFT	0.0683	NA	-
RLSP	0	NA	-
IUML	NA	NA	-
JKNC	NA	NA	-
JKNPP	NA	NA	-
LJSP	NA	NA	-
MNF	NA	NA	-
PPA	NA	NA	-

Party	Comparison of Income of Political Parties, FY 2020-21 and FY 2021-22		
	Financial Year 2020-21 (in Rs cr) (A)	Financial Year 2021-22 (in Rs cr) (B)	Increase/ decrease in total income (B-A=C)
RLTP	NA	NA	-
RSP	NA	NA	-
UDP	NA	NA	-

Top sources of income of Regional Political Parties, FY 2021-22

- **Grant/Donations/contributions, Fees & Subscriptions and Interest Income** are some of the most common sources of income that feature amongst the top three across Regional political parties.
- **Voluntary contributions/donations** are the **primary source of income of top five Regional political parties** with highest income declared for FY 2021-22.
- **18 out of 36 Regional political parties** collected more than **70% of their total Income** on **Grants/Donations/Contributions or Voluntary Donations/Contributions**.
- Among Regional Parties, **DMK** received **Rs 308.14 cr** of its income from **Grants/Donations/Contributions** while **BJD** received **Rs 291.00 cr** of its income from **Grants/Donations/Contributions**.

Primary sources of income of Regional Parties which declared highest income, FY 2021-22 (In Rs Cr)

Grants/Donations/Contributions	DMK	308.14
	BJD	291.00
	TRS	193.9375
	SP	33.34
	SAD	24.907
	MNS	6.4864
	GFP	1.10
	JDS	1.0099
	KC-M	0.186
	AINRC	0.1278
Donation & Contribution	JCC(J)	0.0001
	YSR-Congress	80.0268
	AAP	43.5920
	JDU	36.5240
Collection by Issuing Coupons	AIADMK	12.5860
Collection from issuance of forms & Application Fees	JJP	4.346
	PMK	0.354
	INLD	0.2807
Fee & Subscriptions	TDP	4.2775
Voluntary Donations/Contributions	MGP	1.8650
	AJSU Party	0.1300
Donations Received	JMM	1.3140
Central Contributions	RJD	1.0640
Donation From MLA, MLC	CPI(M)(L)	0.6930
Membership & Levy	RLD	0.5488
Capital Gain & Loss (Net)	NDPP	0.3156
Voluntary Contribution	UPPL	0.3000
Membership Fees	AIFB	0.0815
Interest	AIUDF	0.0770
By Contribution towards Party Fund	JKPDP	0.0610
Membership	AGP	0.0557
House Rent	NPF	0.0458
Donation Received	PDF	0.0327
Membership, Subscription, Donations and Voluntary Contributions	SDF	0.0282
Fees & Subscriptions & Others	PDA	0.0227
Donation from Members	DMDK	0.0051
Interest on Deposits		

Regional Party	Total Income	Regional Parties' top 3 sources of Income: Financial Year 2021-22		
		Top 3 Sources of Income	Amount (in Rs cr)	Share of Income
DMK	Rs 318.745 cr	Grants/Donations/Contributions	308.14	96.67%
		Fee & Subscriptions	5.73	1.80%
		Interest on deposits with scheduled banks	4.384	1.38%
		Other Income	0.491	0.15%
BJD	Rs 307.288 cr	Grants/Donations/Contributions	291.00	94.70%
		Bank Interest	16.176	5.26%
		Fees & Subscriptions	0.016	0.01%
		Other Income	0.096	0.03%
TRS	Rs 218.112 cr	Grants/Donations/Contributions	193.9375	88.92%
		Interest Earned	16.1271	7.39%
		Fee & Subscriptions	8.0474	3.69%
YSR-Congress	Rs 93.724 cr	Donations/Contributions	80.0268	85.39%
		Interest on Fixed Deposit	13.6972	14.61%
JDU	Rs 86.555 cr	Collection by Issuing Coupons	36.524	42.20%
		Grants/Donations/Contributions	35.094	40.55%
		Collection by Electoral Bonds	10.00	11.55%
		Other Income	4.937	5.70%
SP	Rs 61.011 cr	Grants/Donations/Contributions	33.34	54.646%
		Fees & Subscriptions	5.637	9.239%
		Interest earned from Bank on FDR & S/B A/cs and Interest on Income tax refund	22.03	36.108%
		Other Income	0.004	0.007%
AAP	Rs 44.539 cr	Donation & Contribution	43.592	97.87%
		Interest Income	0.947	2.13%
SAD	Rs 25.414 cr	Grants, Donations, Contributions	24.907	98.01%
		Collection by Issuing Coupons/ Sale of Publications	0.428	1.68%
		Fees & Subscriptions	0.071	0.28%
		Other Income	0.008	0.03%
AIADMK	Rs 25.263 cr	Collection from issuance of forms & Application Fees	12.586	49.82%
		Interest Income	12.32	48.77%
		Membership Fees & Subscription	0.3536	1.40%
		Other Income	0.0034	0.01%
MNS	Rs 6.7683 cr	Grants/Donations/Contributions	6.4864	95.83%
		Interest on Fixed Deposits	0.263	3.89%
		Profit on sale of Mutual Funds	0.0189	0.28%
TDP	Rs 6.028 cr	Voluntary Donations/Contributions	4.2775	70.96%
		Interest on deposits with Banks	1.7265	28.64%
		Rent Received	0.024	0.40%
JJP	Rs 4.481 cr	Fee & Subscriptions	4.346	96.99%
		Grants/Donations/Contributions	0.135	3.01%
JMM	Rs 2.417 cr	Central Contributions	1.314	54.36%
		Collection by Issuing Coupons	0.80	33.10%
		Membership Fee	0.266	11.01%
		Other Income	0.037	1.53%
JDS	Rs 2.1688 cr	Grants/Donations/Contributions	1.0099	46.565%
		Sale of Coupons	0.38	17.521%
		Interest from Banks	0.436	20.103%
		Other Income	0.3429	15.811%
RJD	Rs 1.977 cr	Donation From MLA, MLC	1.064	53.82%
		Donation Received from Other	0.62	31.36%
		Party Sadaysta Sulk	0.161	8.14%
		Other Income	0.132	6.68%
MGP	Rs 1.865 cr	Donation Received	1.865	100%

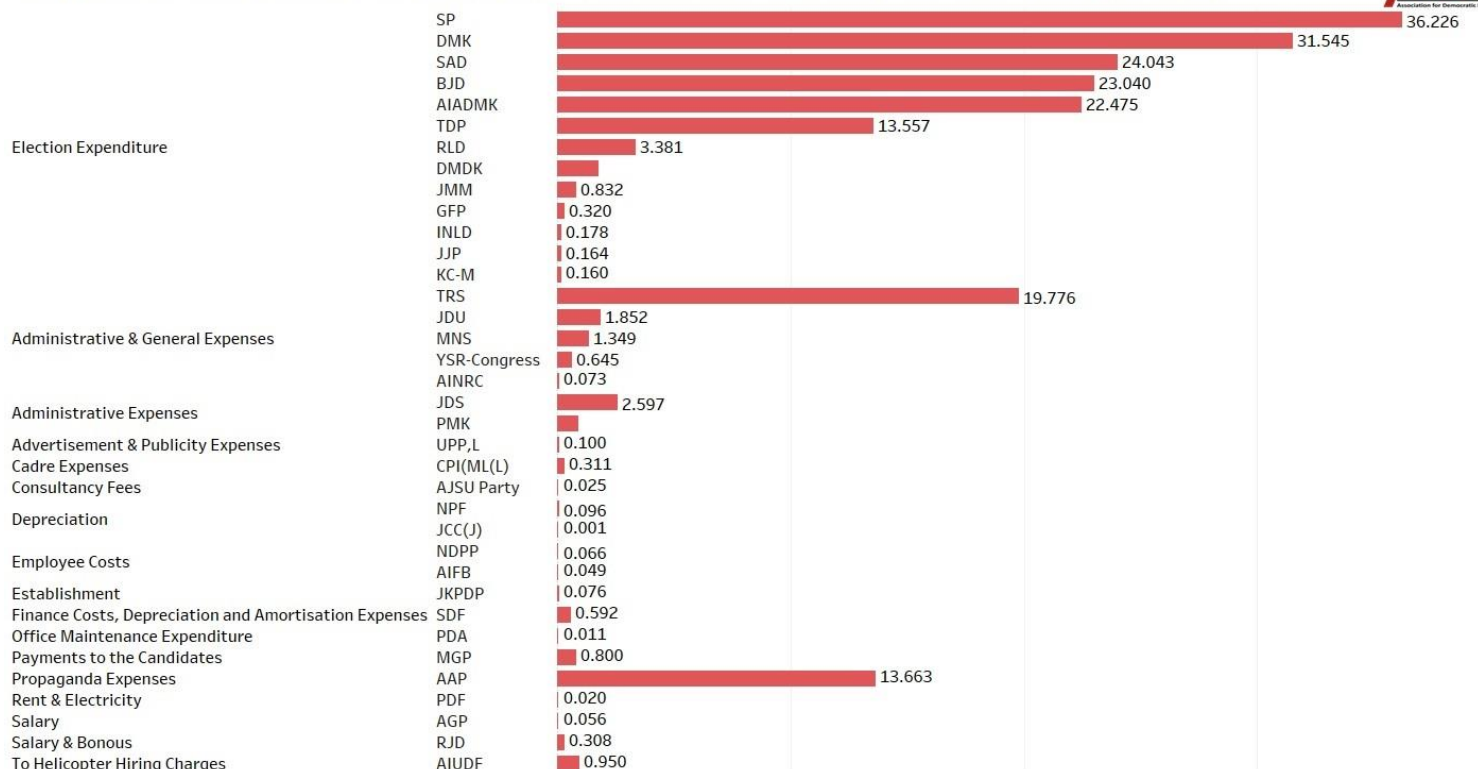
Regional Party	Total Income	Regional Parties' top 3 sources of Income: Financial Year 2021-22		
		Top 3 Sources of Income	Amount (in Rs cr)	Share of Income
CPI(ML(L))	Rs 1.709 cr	Membership & Levy	0.693	40.550%
		MLA Fund	0.309	18.081%
		Contribution for State Conf	0.224	13.107%
		Other Income	0.483	28.262%
RLD	Rs 1.234 cr	Capital Gain & Loss (Net)	0.5488	44.47%
		Voluntary Contribution Received	0.508	41.17%
		Bank Interest	0.161	13.05%
		Other Income	0.0162	1.31%
GFP	Rs 1.10 cr	Grants/Donations/Contributions	1.10	100%
KC-M	Rs 0.50 cr	Grants/Donations/contributions	0.186	37.20%
		Collection by issuing coupons/sale of publications	0.221	44.20%
		Fee, Levy & Subscriptions	0.093	18.60%
		Membership Fees	0.30	70.65%
UPPL	Rs 0.4246 cr	Donations	0.1246	29.35%
PMK	Rs 0.354 cr	Fee & Subscriptions	0.354	100%
NDPP	Rs 0.3156 cr	Voluntary Contribution	0.3156	100%
INLD	Rs 0.2855 cr	Fee & Subscriptions	0.2807	98.319%
		Interest on Income Tax Refund	0.0013	0.455%
		Bank Interest	0.0035	1.226%
		By Donations Received	0.13	58.24%
AJSU Party	Rs 0.2232 cr	By Members Contribution & Subscription	0.0932	41.76%
AINRC	Rs 0.1278 cr	Grant/Donation/Contributions	0.1278	100%
AIFB	Rs 0.1058 cr	Interest	0.0815	77.03%
		Fee & Subscriptions	0.0221	20.89%
		Grants/Donations/Contributions	0.0022	2.08%
		Membership	0.061	59.22%
JKPDP	Rs 0.103 cr	Donations	0.0396	38.45%
		Intt. On Bank Balance	0.0024	2.33%
		By Contribution towards Party Fund	0.077	100%
		House Rent	0.0557	77.90%
AGP	Rs 0.0715 cr	Donations	0.015	20.98%
		Bank Interest	0.0008	1.12%
		Donation Received	0.0458	100%
		Membership, Subscription, Donations and Voluntary Contributions	0.0327	100%
PDF	Rs 0.0327	Interest (Saving Bank a/c)	0	0%
SDF	Rs 0.0282 cr	Fees & Subscriptions & Others	0.0282	100%
PDA	Rs 0.0278 cr	Donation from Members	0.0227	81.655%
		Members Enrolment Fee	0.00307	11.043%
		Members Renewal Fees	0.00203	7.302%
		Interest on Deposits	0.0051	47.22%
DMDK	Rs 0.0108 cr	Donation Received	0.005	46.30%
		Membership Fee Receipts	0.0007	6.48%
JCC(J)	Rs 0.0000821 cr	Grants/Donations/Contributions	0.0000821	100.00%
Total Income declared by Regional Parties			Rs 1213.132 cr	

Top items of expenditure of Regional Political Parties, FY 2021-22

- The most common items of expenditure, on which parties have incurred highest expenses, are **election expenditure, administrative and general expenses**.
- 11** out of **31** regional political parties incurred more than **64%** of their total expenditure on **Election campaign expenditure** or **election/general propaganda**.

- Amongst the top 3 parties, which have reported spending the highest overall amount, **SP** spent the maximum (**Rs 36.226 cr**) followed by **DMK** which spent **Rs 31.545 cr** and **SAD** spent **Rs 24.043 cr** on **Election Expenditure**.

Major Items of Expenditure of Regional Parties which incurred highest expenses, FY 2021-22 (In Rs Cr)



Regional Party	Total Expenditure	Regional Parties' Top 3 Items of Expenditure: Financial Year 2021-22		
		Top 3 Items of Expenditure	Amount (in Rs cr)	% of Expenditure
SP	Rs 54.017 cr	Election Expenditure	36.226	67.06%
		Administrative & General Exps	9.127	16.90%
		Depreciation & Amortisation Exp.	4.967	9.20%
		Other Expenditure	3.697	6.84%
DMK	Rs 35.401 cr	Election Expenditure	31.545	89.11%
		Administrative and General Expenses	2.06	5.82%
		Employee Cost	0.977	2.76%
		Other Expenditure	0.819	2.31%
AAP	Rs 30.295 cr	Propaganda Expenses	13.663	45.10%
		Election Expenditure	11.342	37.44%
		Administrative & General Expenses	4.273	14.10%
		Other Expenditure	1.017	3.36%
BJD	Rs 28.63 cr	Election Expenditure	23.04	80.475%
		Employee Costs	0.786	2.745%
		Administrative and General Expenses	0.261	0.912%
		Other Expenditure	4.543	15.868%
AIADMK	Rs 28.436 cr	Election Expenditure	22.475	79.04%
		Administrative and General Expenses	3.358	11.81%
		Family Benevolent Fund payments and Medical Relief Payments	1.693	5.95%
		Other Expenditure	0.91	3.20%
TRS	Rs 27.939 cr	Administrative and General Expenses	19.776	70.78%
		Election Expenditure	7.682	27.50%
		Depreciation and Amortisation Expenses	0.458	1.64%

Regional Party	Total Expenditure	Regional Parties' Top 3 Items of Expenditure: Financial Year 2021-22		
		Top 3 Items of Expenditure	Amount (in Rs cr)	% of Expenditure
		Other Expenditure	0.023	0.08%
SAD	Rs 26.96 cr	Election Expenditure	24.043	89.18%
		Administrative & General Expenses	2.016	7.48%
		Employee Costs	0.641	2.38%
		Other Expenditure	0.26	0.96%
TDP	Rs 25.571 cr	Election Expenditure	13.557	53.02%
		Depreciation	3.612	14.13%
		Administrative and General expenses	3.481	13.61%
		Other Expenditure	4.921	19.24%
RLD	Rs 4.845 cr	Election Expenses	3.381	69.783%
		Administrative & Others Expenses	1.023	21.115%
		Employee Cost	0.2799	5.777%
		Other Expenditure	0.1611	3.325%
JDU	Rs 4.153 cr	Administrative & General Expenses	1.852	44.59%
		Election Expenditure	1.826	43.97%
		Employee Cost	0.291	7.01%
		Other Expenditure	0.184	4.43%
DMDK	Rs 3.316 cr	Election Expenses 2021	1.777	53.59%
		Local Body Election HQ Expenses	0.951	28.68%
		Charity and Welfare Expenses	0.19	5.73%
		Other Expenditure	0.398	12.00%
JDS	Rs 2.8263 cr	Administrative Expenses	2.5965	91.87%
		Employee Cost	0.20245	7.16%
		Election Expenditure	0.02735	0.97%
MNS	Rs 2.6587 cr	Administrative & General Expenses	1.349	50.74%
		Employee Costs	0.66	24.82%
		Election Expenditure	0.374	14.07%
		Other Expenditure	0.2757	10.37%
MGP	Rs 1.877 cr	Payments to the Candidates	0.80	42.62%
		Advertising & Media Expenses	0.619	32.98%
		Reimbursement Towards Party Work (Election Exp)	0.185	9.86%
		Other Expenditure	0.273	14.54%
CPI(ML(L))	Rs 1.507 cr	Cadre Expenses	0.311	20.64%
		Program Expenses	0.249	16.52%
		State Conf Exp	0.177	11.75%
		Other Expenditure	0.77	51.09%
RJD	Rs 1.489 cr	Salary & Bonus	0.3078	20.67%
		Meeting and conference expenses	0.3046	20.46%
		Deprecation	0.2129	14.30%
		Other Expenditure	0.6637	44.57%
PMK	Rs 1.151 cr	Administrative Expenses	0.924	80.278%
		Depreciation & Amortisation Expenses	0.117	10.165%
		Employee Cost	0.107	9.296%
		Other Expenditure	0.003	0.261%
JMM	Rs 1.111 cr	Election Expenditure	0.832	74.89%
		Administrative and General Expenses	0.086	7.74%
		Depreciation	0.076	6.84%
		Other Expenditure	0.117	10.53%
AIUDF	Rs 1.088 cr	To Helicopter Hiring Charges	0.95	87.316%
		To Salaries to Staff	0.048	4.412%
		To Office Rent	0.024	2.206%
		Other Expenditure	0.066	6.066%
YSR-Congress	Rs 1.002 cr	Administrative & General Expenses	0.6448	64.351%

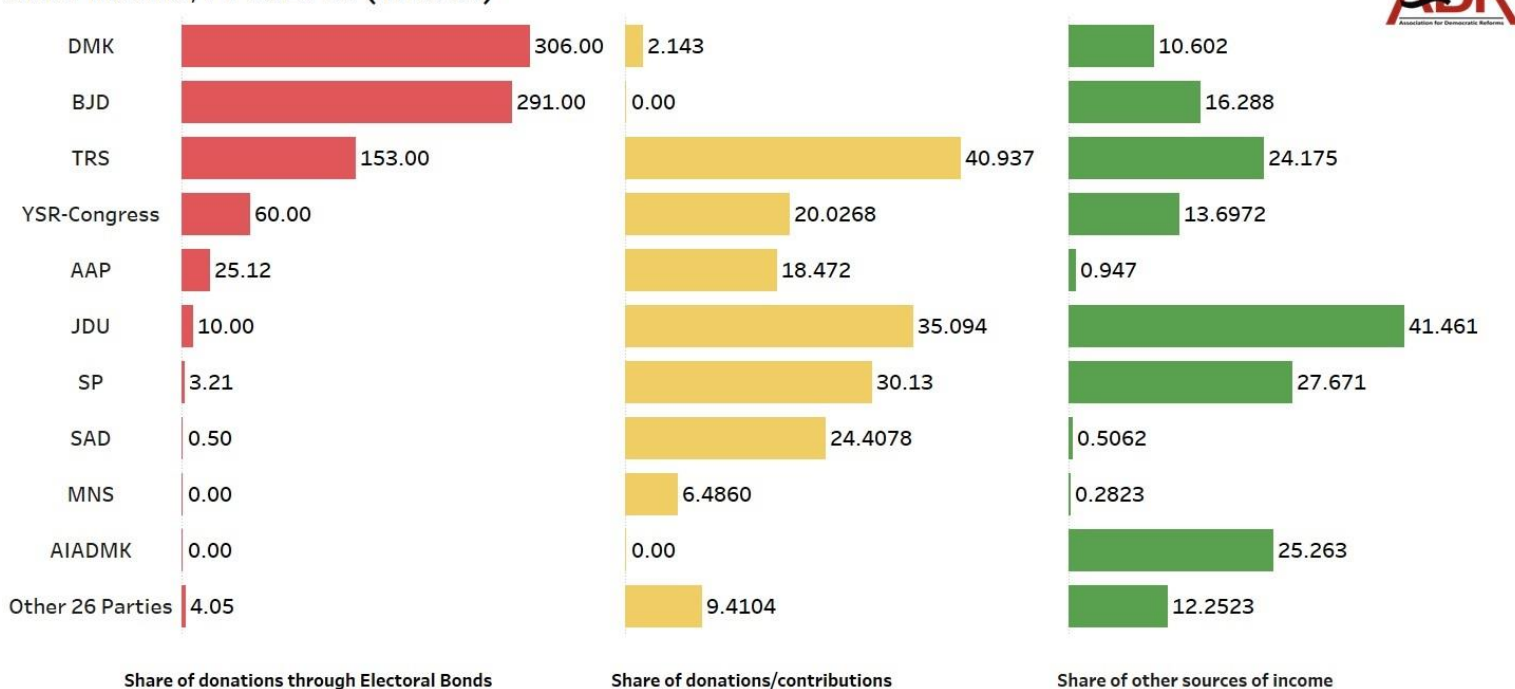
Regional Party	Total Expenditure	Regional Parties' Top 3 Items of Expenditure: Financial Year 2021-22		
		Top 3 Items of Expenditure	Amount (in Rs cr)	% of Expenditure
		Election Campaign Expenditure	0.3028	30.220%
		Employee Cost	0.0256	2.555%
		Other Expenditure	0.0288	2.874%
SDF	Rs 0.7009 cr	Finance Costs, Depreciation and Amortisation Expenses	0.5924	85%
		Administration & General Expenses	0.1085	15%
GFP	Rs 0.591 cr	Election Expenditure	0.32	54.15%
		Administrative and General Expenses	0.171	28.93%
		Employee Costs	0.023	3.89%
		Other Expenditure	0.077	13.03%
INLD	Rs 0.5322 cr	Election Expenditure	0.178	33.45%
		Employee Costs	0.138	25.93%
		Depreciation & Amortisation Expenses	0.048	9.02%
		Other Expenditure	0.1682	31.60%
UPPL	Rs 0.4125 cr	Advertisement & Publicity Expenses	0.10	24.24%
		Meeting Expenses	0.062	15.03%
		Staff Salary	0.06	14.55%
		Other Expenditure	0.1905	46.18%
JJP	Rs 0.365 cr	Election Expenditure	0.164	44.93%
		Administrative Expenses	0.1189	32.58%
		Employee Cost	0.0821	22.49%
KC-M	Rs 0.346 cr	Election Expenditure	0.16	46.243%
		Administrative and General Expenditure	0.1589	45.925%
		Employee Costs	0.02	5.780%
		Other Expenditure	0.0071	2.052%
NDPP	Rs 0.2647 cr	Employee Costs	0.066	24.934%
		Administrative Cost	0.0067	2.531%
		Other Expenses	0.192	72.535%
NPF	Rs 0.1396 cr	Depreciation	0.096	68.77%
		Salaries	0.025	17.91%
		Electricity Bill & Expenses	0.007	5.01%
		Other Expenditure	0.0116	8.31%
JKPDP	Rs 0.138 cr	Establishment	0.0759	55.00%
		Office Rent	0.016	11.59%
		Depreciation	0.0149	10.80%
		Other Expenditure	0.0312	22.61%
AINRC	Rs 0.1259 cr	Administrative and General Expenses	0.073	57.98%
		Employee Costs	0.018	14.30%
		Depreciation & Amortisation Expenses	0.0021	1.67%
		Other Expenditure	0.0328	26.05%
AIFB	Rs 0.0827 cr	Employee Costs	0.049	59.25%
		Other Expenses	0.0337	40.75%
AGP	Rs 0.065 cr	Salary	0.056	86.15%
		Printing & Advertisement	0.0065	10.00%
		Depreciation	0.0025	3.85%
AJSU Party	Rs 0.0503 cr	Consultancy Fees	0.025	49.70%
		Legal Charges	0.016	31.81%
		Telephone Expenses	0.0025	4.97%
		Other Expenditure	0.0068	13.52%
PDF	Rs 0.0293 cr	Rent & Electricity	0.02	68.26%
		Office Running & Maintenance	0.0072	24.57%
		Professional Charges	0.002	6.83%
		Other Expenditure	0.0001	0.34%
PDA	Rs 0.0282 cr	Office Maintenance Expenditure	0.0106	37.5887%

Regional Party	Total Expenditure	Regional Parties' Top 3 Items of Expenditure: Financial Year 2021-22		
		Top 3 Items of Expenditure	Amount (in Rs cr)	% of Expenditure
		District Office Maintenance	0.0082	29.0780%
		By Rent charge of party head office, Ragailong	0.006	21.2766%
		Other Expenditure	0.0034	12.0567%
JCC(J)	Rs 0.0014674 cr	Depreciation	0.0014025	95.58%
		Financial Cost	0.0000649	4.42%
Total Expenditure declared by Regional Parties			Rs 288.146 cr	

Share of income of Regional Parties from Electoral Bonds and other sources, FY 2021-22

- **36 Regional Parties** collected **Rs 1039.987 cr** or **85.7274%** of their total income from **voluntary contributions** (includes donations via Electoral Bonds and other Donations & Contributions) for FY 2021-22.
- During FY 2021-22, out of the 36 political parties whose annual audit reports are available on the ECI website, **10 political parties** have declared receiving **donations through Electoral Bonds** amounting to a total of **Rs 852.88 cr**.
- **DMK** received the highest donations worth **Rs 306.00 cr** or **96.002%** of its total income through Electoral Bonds followed by **BJD** declaring Electoral Bonds worth **Rs 291.00 cr** or **94.699%** and **TRS** (**Rs 153.00 cr** or **70.147%**).
- **7.70%** or **Rs 93.468 cr** of the total income was generated through **Interest Income & FDRs** by the political parties for FY 2021-22.

Share of income of top 10 Regional Political Parties through Electoral Bonds, Donations/Contributions & Other income, FY 2021-22 (in Rs Cr)



Disclaimer

Source for the data used in the report are the Annual Audit Reports submitted by the political parties to the Income Tax Department and the Election Commission of India. These can be accessed from myneta.info/party and <https://eci.gov.in/files/category/1603-recognized-state-parties/> ADR does not add or subtract any information, unless the EC changes the data. In particular, no unverified information from any other source is used. The data can be accessed from the websites of the ECI. While all effort has been made to ensure that the information is in keeping with what is mentioned in the statements submitted by the political parties, in case of discrepancy between information in this report and that given in their statements, the information reported by the parties should be treated as correct. Association for Democratic Reforms (ADR), National Election Watch (NEW) and their volunteers are not responsible or liable for any direct, indirect special, or consequential damages, claims, demands, losses of any kind whatsoever, made, claimed, incurred or suffered by any party arising under or relating to the usage of data provided by ADR through this report.

It is to be noted that ADR undertakes great care and adopts utmost due diligence in analysing and dissemination of the audit and reports of the political parties submitted with the Election Commission of India. Such information is only aimed at *highlighting the increased misuse of money in our electoral and political process so as to facilitate a system of transparency, accountability and good governance and to enable voters to form an informed choice*. Therefore, it is expected that anyone using this report shall undertake due care and utmost precaution while using the data provided by ADR. ADR is not responsible for any *mishandling, discrepancy, inability to understand, misinterpretation or manipulation, distortion of the data* in such a way so as to *benefit or target a particular political party or politician or candidate*.

Contact Details

<p>Media and Journalist Helpline +91 80103 94248 Email: adr@adrindia.org</p>	<p>Maj. Gen Anil Verma (Retd.) Head National Election Watch, Association for Democratic Reforms +91 11 4165 4200 +91 88264 79910 anilverma@adrindia.org</p>	<p>Prof Jagdeep Chhokar IIM Ahmedabad (Retd.) Founder Member National Election Watch, Association for Democratic Reforms jchhokar@gmail.com</p>	<p>Prof Trilochan Sastry IIM Bangalore Founder Member, National Election Watch, Association for Democratic Reforms +91 94483 53285 tsastry@gmail.com</p>
---	--	--	--

Annexure – I

Regional Parties' Audit report status as per ECI website: FY 2020-21 and 2021-22				
S. No.	Political Party	Party Code	Financial Year 2020-21	Financial Year 2021-22
1	Aam Aadmi Party	AAP	Submitted	Submitted
2	Asom Gana Parishad	AGP	Submitted	Submitted
3	All India Anna Dravida Munnetra Kazhagam	AIADMK	Submitted	Submitted
4	All India Forward Bloc	AIFB	Submitted	Submitted
5	All India N.R. Congress	AINRC	Submitted	Submitted
6	All India United Democratic Front	AIUDF	Submitted	Submitted
7	AJSU Party	AJSU Party	Submitted	Submitted
8	Biju Janata Dal	BJD	Submitted	Submitted
9	Communist Party of India (Marxist-Leninist) (Liberation)	CPI(ML)(L)	Submitted	Submitted
10	Desiya Murpokku Dravida Kazhagam	DMDK	Submitted	Submitted
11	Dravida Munnetra Kazhagam	DMK	Submitted	Submitted
12	Goa Forward Party	GFP	Submitted	Submitted
13	Indian National Lok Dal	INLD	Submitted	Submitted
14	Janta Congress Chhattisgarh (J)	JCC(J)	Submitted	Submitted
15	Janata Dal (Secular)	JDS	Submitted	Submitted
16	Janata Dal (United)	JDU	Submitted	Submitted
17	Jannayak Janta Party	JJP	Submitted	Submitted
18	Jammu and Kashmir Peoples Democratic Party	JKPDP	Submitted	Submitted
19	Jharkhand Mukti Morcha	JMM	Submitted	Submitted
20	Kerala Congress (M)	KC-M	Submitted	Submitted
21	Maharashtrawadi Gomantak	MGP	Submitted	Submitted
22	Maharashtra Navnirman Sena	MNS	Submitted	Submitted
23	Nationalist Democratic Progressive Party	NDPP	Submitted	Submitted
24	Naga Peoples Front	NPF	Submitted	Submitted
25	People's Democratic Alliance	PDA	Submitted	Submitted
26	People's Democratic Front	PDF	Submitted	Submitted
27	Pattali Makkal Katchi	PMK	Submitted	Submitted
28	Rashtriya Janata Dal	RJD	Submitted	Submitted
29	Rashtriya Lok Dal	RLD	Submitted	Submitted
30	Shiromani Akali Dal	SAD	Submitted	Submitted
31	Sikkim Democratic Front	SDF	Submitted	Submitted
32	Samajwadi Party	SP	Submitted	Submitted
33	Telugu Desam Party	TDP	Submitted	Submitted
34	Telangana Rashtra Samithi	TRS	Submitted	Submitted
35	Yuva Jana Sramika Rythu Congress Party	YSR-Congress	Submitted	Submitted
36	Zoram Nationalist Party	ZNP	Submitted	Not available on the ECI website
37	All India Majlis-E-Ittehadul Muslimeen	AIMIM	Submitted	Not available on the ECI website
38	Bodoland Peoples Front	BPF	Submitted	Not available on the ECI website
39	Hill State People's Democratic Party	HSPDP	Submitted	Not available on the ECI website
40	Indigenous People's Front of Tripura	IPFT	Submitted	Not available on the ECI website
41	Mizoram People's Conference	MPC	Submitted	Not available on the ECI website

Regional Parties' Audit report status as per ECI website: FY 2020-21 and 2021-22

S. No.	Political Party	Party Code	Financial Year 2020-21	Financial Year 2021-22
42	Rashtriya Lok Samta Party	RLSP	Submitted	Not available on the ECI website
43	Shiv Sena	SHS	Submitted	Not available on the ECI website
44	Sikkim Krantikari Morcha	SKM	Submitted	Not available on the ECI website
45	United People's Party, Liberal	UPPL	Not available on the ECI website	Submitted
46	Indian Union Muslim League	IUML	Not available on the ECI website	Not available on the ECI website
47	Jammu & Kashmir National Conference	JKNC	Not available on the ECI website	Not available on the ECI website
48	Jammu & Kashmir National Panthers Party	JKNPP	Not available on the ECI website	Not available on the ECI website
49	Lok Jan Shakti Party	LJSP	Not available on the ECI website	Not available on the ECI website
50	Mizo National Front	MNF	Not available on the ECI website	Not available on the ECI website
51	People's Party of Arunachal	PPA	Not available on the ECI website	Not available on the ECI website
52	Rashtriya Loktantrik Party	RLTP	Not available on the ECI website	Not available on the ECI website
53	Revolutionary Socialist Party	RSP	Not available on the ECI website	Not available on the ECI website
54	United Democratic Party	UDP	Not available on the ECI website	Not available on the ECI website