

Press Release

Date: 21st January, 2025

**7th Legislative Assembly of Delhi
Analysis of Performance of MLAs (2020 - 2024)**

Association for Democratic Reforms

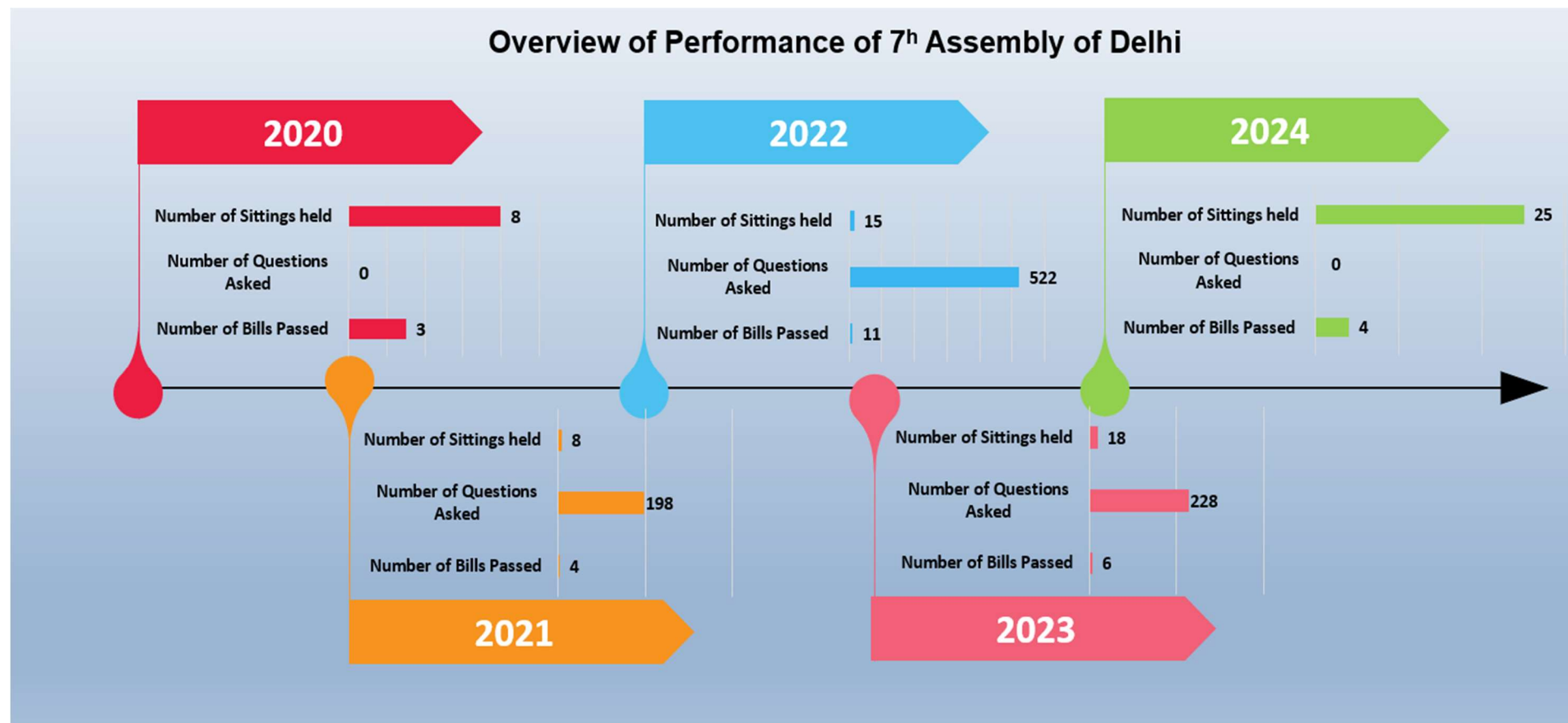
T-95, C.L. House, 2nd Floor,
Near Gulmohar Commercial Complex
Gautam Nagar,
New Delhi-110 049
Phone: +91-011-4165-4200
Email : adr@adrindia.org

Table of Contents

7 th Legislative Assembly of Delhi	1
Analysis of Performance of MLAs (2020 - 2024)	1
Analysis of Sessions and Number of Sitting in the 7th Delhi Assembly	4
Analysis of Attendance of MLAs in Delhi Assembly	7
Analysis of Number of Questions asked by MLAs in Delhi Legislative Assembly	8
Analysis of Number of Questions asked and Sittings Attended by MLAs in Delhi Legislative Assembly	15
Donate to ADR	21
Contact Details	23
DISCLAIMER	23

Association for Democratic Reforms (ADR) and **Delhi Election Watch** had filed RTI applications to the Delhi Assembly Secretariat asking for the information pertaining to the performance of the MLAs and the Legislative Assembly. This report is based on information available on the website of Delhi Legislative Assembly and from the RTI responses received from Delhi Assembly Secretariat.

There are 70 seats in Delhi Assembly, however this report also includes the analysis for the MLAs who have resigned or got elected through bye-elections.



Analysis of Sessions and Number of Sitting in the 7th Delhi Assembly

- The 7th Delhi Assembly held **20** sessions between February 2020 and December 2024. In these five years on an average, Delhi Assembly sat for **15** days per year.
- The longest session was the 5th session part 1, 2024, from 15th February, 2024 to 8th April, 2024. It had **21** sittings.

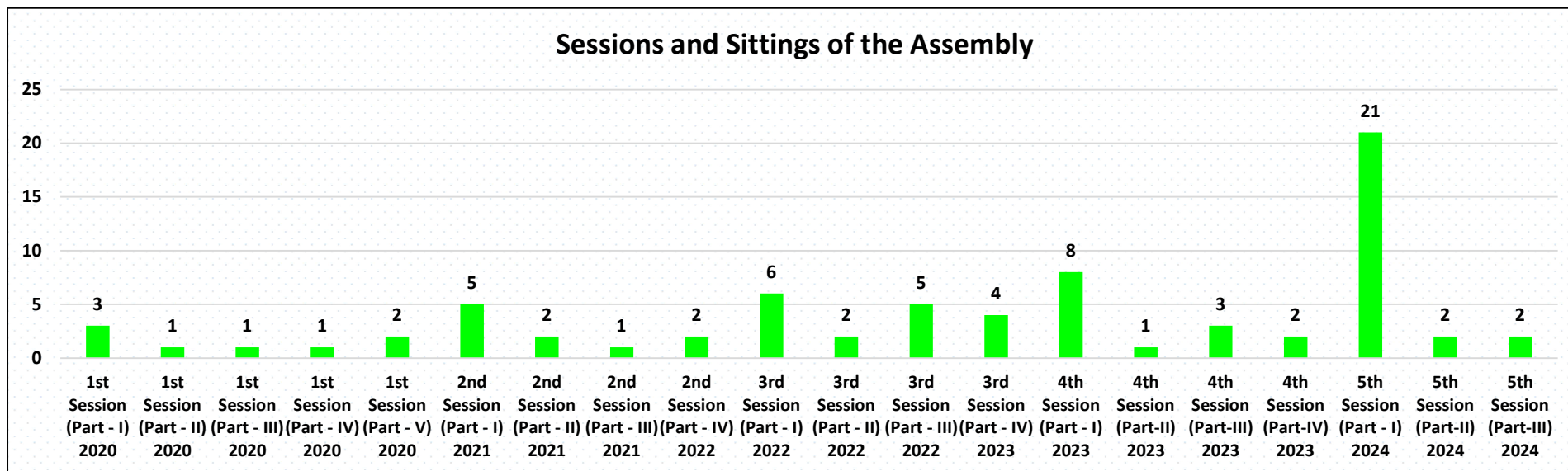


Figure: Sessions and Sitzings of the Assembly

Sessions and Sitzings of the Assembly

Year	Session	Period	Number of Sitzings
2020	1st (Part - I)	24th Feb, 2020 To 26th Feb, 2020	3
	1st (Part - II)	13th Mar, 2020	1
	1st (Part - III)	23rd Mar, 2020	1

Year	Session	Period	Number of Sitzings
2020	1st (Part - IV)	14th Sep, 2020	1
	1st (Part - V)	17th Dec, 2020 To 18th Dec, 2020	2
	2nd (Part -I)	08th Mar, 2021 To 12th Mar, 2021	5
	2nd (Part - II)	29th Jul, 2021 To 30th Jul, 2021	2
	2nd (Part - III)	26th Nov, 2021	1
2022	2nd (Part - IV)	03rd Jan, 2022 To 04th Jan, 2022	2
	3rd (Part -I)	23rd Mar, 2022 To 29th Mar, 2022	6
	3rd (Part - II)	04th Jul, 2022 To 05th Jul, 2022	2
	3rd (Part - III)	26th Aug, 2022 To 01st Sep, 2022	5
2023	3rd (Part - IV)	16th Jan, 2023 To 19th Jan, 2023	4
	4th (Part -I)	17th Mar, 2023 To 29th Mar, 2023	8
	4th (Part-II)	17th April 2023	1
	4th (Part-III)	16th Aug, 2023 To 18th Aug, 2023	3
	4th (Part-IV)	15 Dec, 2023 to 18 Dec, 2023	2
2024	5th (Part -I)	15 Feb, 2024 to 8th Apr, 2024	21
	5th (Part-II)	26 Sep, 2024 to 27 Sep, 2024	2
	5th (Part-III)	29 Nov, 2024 to 04 Dec, 2024	2
Total No. of Days			74

Table: Sessions and Sitzings of the Assembly

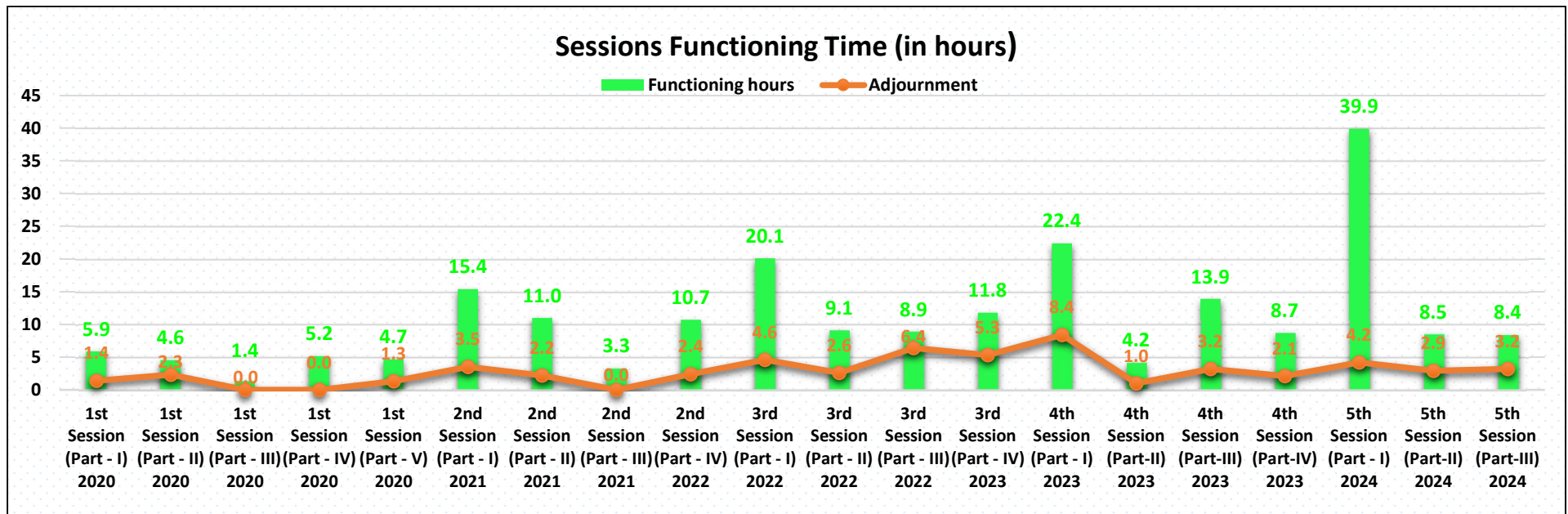


Figure: Sessions functioning time (in hours)

Sessions functioning time (in hours)

Session	Functioning hours	Adjournment
1st Session (Part - I) 2020	5.9	1.4
1st Session (Part - II) 2020	4.6	2.3
1st Session (Part - III) 2020	1.4	0.0
1st Session (Part - IV) 2020	5.2	0.0
1st Session (Part - V) 2020	4.7	1.3
2nd Session (Part - I) 2021	15.4	3.5
2nd Session (Part - II) 2021	11.0	2.2
2nd Session (Part - III) 2021	3.3	0.0
2nd Session (Part - IV) 2022	10.7	2.4
3rd Session (Part - I) 2022	20.1	4.6

Session	Functioning hours	Adjournment
3rd Session (Part - II) 2022	9.1	2.6
3rd Session (Part - III) 2022	8.9	6.4
3rd Session (Part - IV) 2023	11.8	5.3
4th Session (Part - I) 2023	22.4	8.4
4th Session (Part-II) 2023	4.2	1.0
4th Session (Part-III) 2023	13.9	3.2
4th Session (Part-IV) 2023	8.7	2.1
5th Session (Part - I) 2024	39.9	4.2
5th Session (Part-II) 2024	8.5	2.9
5th Session (Part-III) 2024	8.4	3.2

Table: Sessions functioning time (in hours)

Analysis of Attendance of MLAs in Delhi Assembly

- The details of MLAs with highest attendance are given below:

S.No.	Name	Party	District	Constituency	#Sittings	Attendance	Percentage of Attendance
1	S. K. Bagga (Advocate)	AAP	East	Krishna Nagar	70	69	99%
2	Som Dutt	AAP	Central	Sadar Bazar	70	68	97%
3	Abdul Rehman	AAP	North-East	Seelampur	70	67	96%
4	Madan Lal	AAP	New Delhi	Kasturba Nagar	70	67	96%
5	Bhupinder Singh Joon	AAP	South-West	Bijwasan	70	66	94%
6	Parlad Singh Sawhney	AAP	Central	Chandni Chowk	70	66	94%
7	Pramila Tokas	AAP	New Delhi	R K Puram	70	65	93%
8	Shiv Charan Goel	AAP	Central	Moti Nagar	70	65	93%
9	Jai Bhagwan	AAP	North-West	Bawana	70	65	93%
10	A Dhanwati Chandela A	AAP	West	Rajouri Garden	70	65	93%

Table: Analysis of attendance of MLAs

#We have analysed data for 70 sittings, as the attendance data for the remaining 4 sittings of Session 5, Part II and Part III is not available.

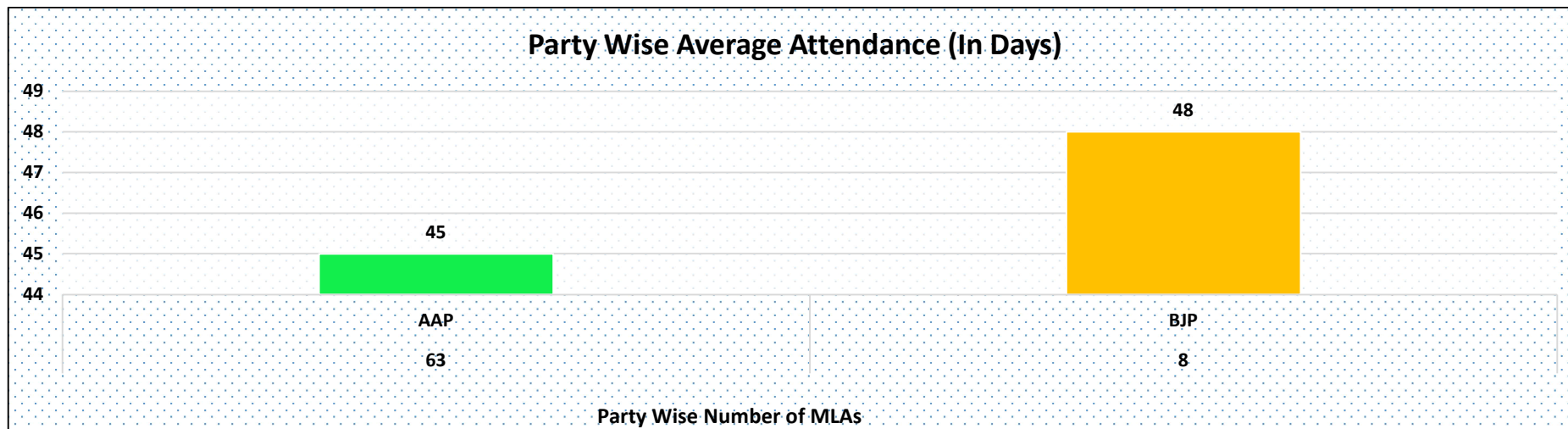


Figure: Party Wise Average Attendance

* Including MLAs resigned / elected through Bye –Elections

Analysis of Number of Questions asked by MLAs in Delhi Legislative Assembly

- 71 MLAs asked a total of 948 questions.
- The details of top 5 MLAs who have asked the highest number of questions are given below.

S.No.	Name	Party	District	Constituency	Total Number of Questions Asked
1	Ajay Mahawar	BJP	North-East	Ghonda	45
2	Mohan Singh Bisht	BJP	North-East	Karawal Nagar	45
3	Abhay Verma	BJP	East	Laxmi Nagar	44
4	Om Prakash Sharma	BJP	East	Vishwas Nagar	41
5	Ramvir Singh Bidhuri	BJP	South	Badarpur	40

Table: Top 5 MLAs who have asked maximum number of questions

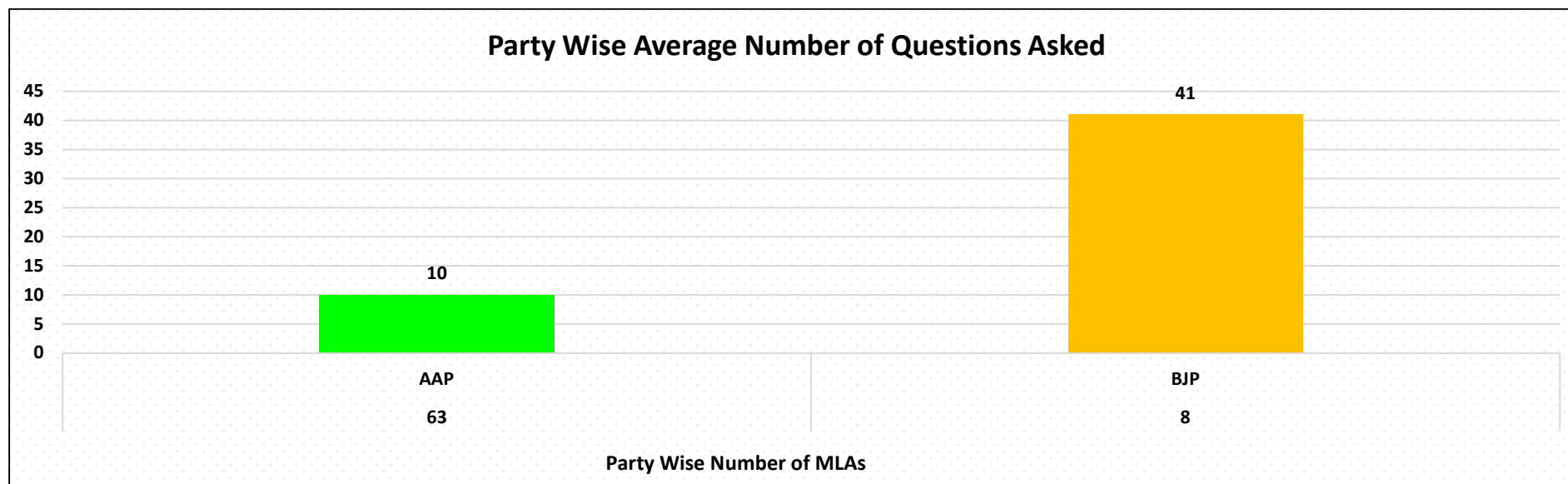


Figure: Party Wise Average Number of Questions Asked

* Including MLAs resigned / elected through Bye –Elections

- Highest number of Questions were related to Urban Development, Public Work Department and Delhi Jal Board.

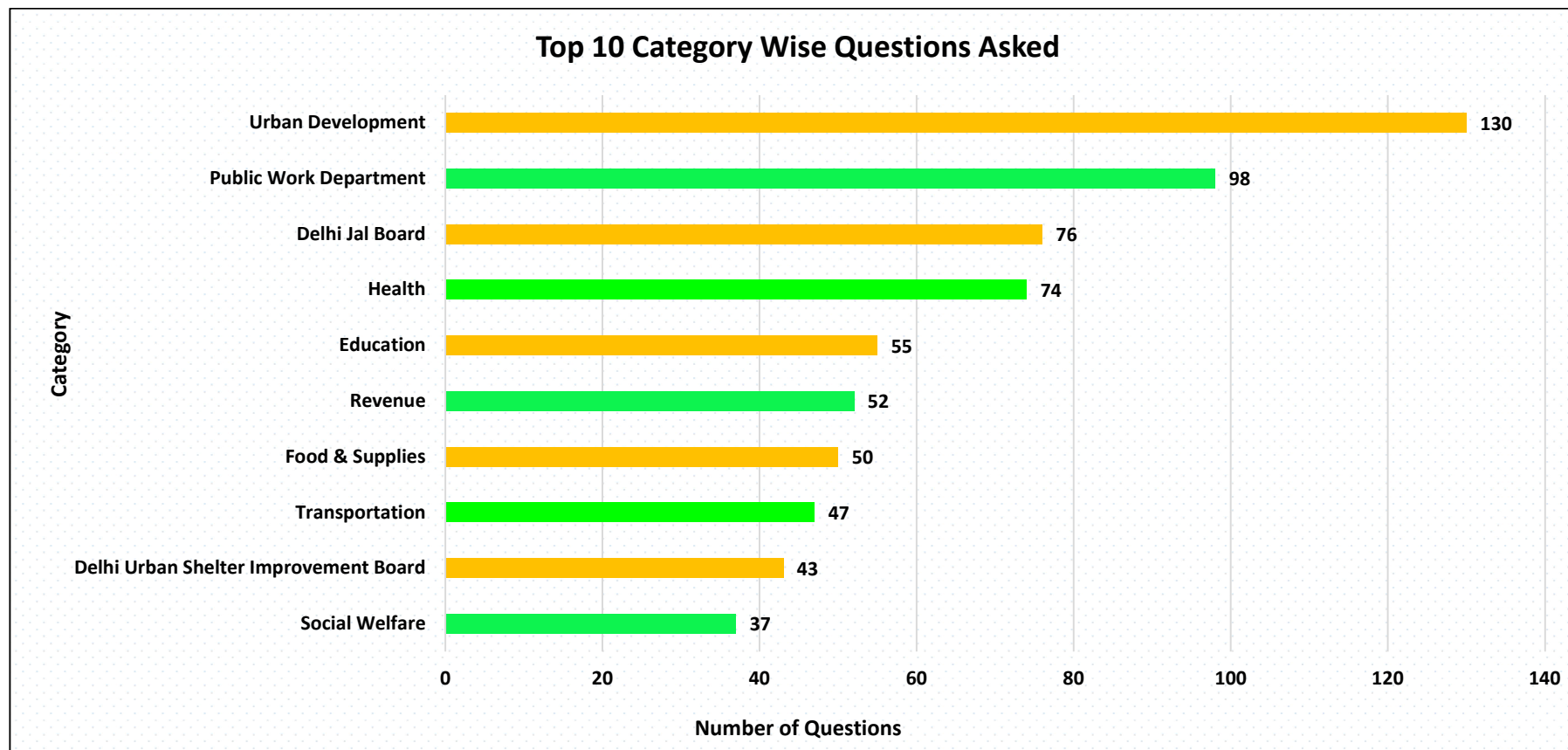


Figure: Top 10 - Category Wise Questions Asked

Analysis of Bills Tabled and Bills Passed in Delhi Legislative Assembly

- Out of **28** bills introduced in the **7th** Delhi Assembly, all **28(100%)** Bills were passed.

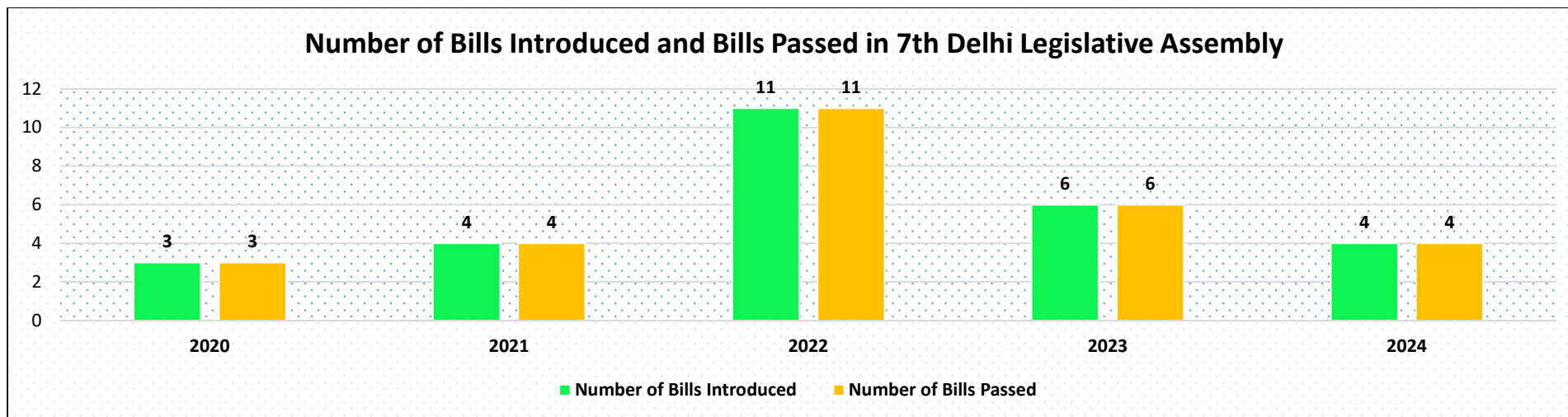


Figure: Number of Bills Introduced and Bills Passed in 7th Delhi Legislative Assembly

Year wise full detail of number of Bills tabled and Bills passed in 7th Delhi Legislative Assembly

S. No.	Year	Number of Bills Introduced	Number of Bills Passed
1	2020	3	3
2	2021	4	4
3	2022	11	11
4	2023	6	6
5	2024	4	4
Total		28	28

Table: Number of Bills tabled and Bills Passed in 7th Delhi Legislative Assembly

Detailed list of number of bills tabled and passed in 7th Delhi Assembly

S. No.	Bill No / Bill Year	Title of the Bill	Department	Date of Introduction in Assembly	Date of Passing in Assembly
1	Jan-20	The Delhi Appropriation (No.1) Act, 2020	Department Of Law, Justice and Legislative Affairs	23-03-2020	23-03-2020
2	Feb-20	The Delhi Appropriation (No.2) Act, 2020	Department Of Law, Justice and Legislative Affairs	23-03-2020	23-03-2020
3	Mar-20	The Delhi Goods and Services Tax (Amendment) Bill, 2020	Department of Trade and Taxes	14-09-2020	14-09-2020
4	Jan-21	The Delhi Appropriation (No.1) Bill, 2021	Finance Department	09-03-2021	09-03-2021
5	Feb-21	The Delhi Appropriation (No.2) Bill, 2021	Finance Department	12-03-2021	12-03-2021
6	Mar-21	The Delhi Goods and Services Tax (Amendment) Bill, 2021	Department of Trade and Taxes	30-07-2021	30-07-2021
7	Apr-21	The NCT of Delhi (Incredible India) Bed and Breakfast Establishments (Registration & Regulation) (Amendment) Bill, 2021	Tourism Department	30-07-2021	30-07-2021
8	Apr-22	The Delhi Appropriation (No. 2) Bill, 2022	Finance Department	26-03-2022	26-03-2022
9	Jan-22	The Delhi Sikh Gurdwaras (Amendment) Bill, 2022	Directorate of Gurdwara Elections	03-01-2022	04-01-2022
10	Feb-22	Delhi Teacher University Bill, 2022	Higher Education	03-01-2022	04-01-2022
11	Mar-22	The Delhi Appropriation (No. 1) Bill, 2022	Finance Department	04-01-2022	04-01-2022
12	May-22	The Delhi Appropriation (No. 3) Bill, 2022	Finance Department	29-03-2022	29-03-2022
13	Jun-22	The Delhi Electricity Reforms (Amendment) Bill, 2022	Power Department	29-03-2022	29-03-2022

S. No.	Bill No / Bill Year	Title of the Bill	Department	Date of Introduction in Assembly	Date of Passing in Assembly
14	Jul-22	The Ministers of the Government of National Capital Territory of Delhi (Salaries and Allowances) (Amendment) Bill, 2022	Law, Justice & Legislative Affairs Department	04-07-2022	04-07-2022
15	Aug-22	The Members of Legislative Assembly of the National Capital Territory of Delhi (Salaries, Allowances, Pension etc.) (Amendment) Bill, 2022	Law, Justice & Legislative Affairs Department	04-07-2022	04-07-2022
16	Sep-22	The Salary and Allowances of the Chief Whip in the Legislative Assembly of the National Capital Territory of Delhi (Amendment) Bill, 2022	Law, Justice & Legislative Affairs Department	04-07-2022	04-07-2022
17	Oct-22	The Speaker and Deputy Speaker of the Legislative Assembly of National Capital Territory of Delhi (Salaries and Allowances) (Amendment) Bill, 2022	Law, Justice & Legislative Affairs Department	04-07-2022	04-07-2022
18	Nov-22	The Leader of Opposition in the Legislative Assembly of the National Capital Territory of Delhi (Salaries and Allowances) (Amendment) Bill, 2022	Law, Justice & Legislative Affairs Department	04-07-2022	04-07-2022
19	Jan-23	The Delhi Goods and Services Tax (Amendment) Bill, 2023	Department of Trade and Taxes	17-01-2023	18-01-2023
20	Feb-23	The Delhi Appropriation (No. 1) Bill, 2023	Finance Department	19-01-2023	19-01-2023
21	Mar-23	The Delhi Appropriation (No. 2) Bill, 2023	Finance Department	22-03-2023	22-03-2023
22	Apr-23	The Delhi Appropriation (No. 3) Bill, 2023	Finance Department	27-03-2023	27-03-2023
23	May-23	The Delhi Goods and Services Tax (Second Amendment) Bill, 2023	Delhi Legislative Assembly	15-12-2023	18-12-2023
24	Jun-23	The Delhi Appropriation (No. 4) Bill, 2023	Delhi Legislative Assembly	15-12-2023	22-12-2023

S. No.	Bill No / Bill Year	Title of the Bill	Department	Date of Introduction in Assembly	Date of Passing in Assembly
25	Jan-24	The Delhi Appropriation (No. 1) Bill, 2024	Delhi Legislative Assembly	04-03-2024	04-03-2024
26	Feb-24	THE DELHI APPROPRIATION (No. 2) Bill, 2024	Finance Department	09-03-2024	09-03-2024
27	Mar-24	THE DELHI GOODS AND SERVICES TAX (AMENDMENT) BILL, 2024	DEPARTMENT OF TRADE AND TAXES	26-09-2024	27-09-2024
28	Apr-24	THE DELHI APPROPRIATION (No. 3) BILL, 2024	Finance Department	26-09-2024	27-09-2024

Table: Detailed list of number of bills tabled and passed in 7th Delhi Assembly

Analysis of Number of Questions asked and Sitzings Attended by MLAs in Delhi Legislative Assembly

- On average, a Delhi MLA including those elected through bye-elections, has asked **13** questions, including starred questions and unstarred questions in the Delhi Assembly.
- On average, a Delhi MLA, including those elected through bye-elections, attended **45** out of **70** sittings analysed of the Delhi Legislative Assembly.
- The details of these MLAs are given below:

S.No.	Name	Party	District	Constituency	#Sittings	Attendance	Percentage of Attendance	*Number of Starred Questions Asked	**Number of Unstarred Questions Asked	Total Number of Questions Asked	Position
1	Ajay Mahawar	BJP	North-East	Ghonda	70	55	79%	6	39	45	MLA
2	Mohan Singh Bisht	BJP	North-East	Karawal Nagar	70	55	79%	4	41	45	MLA
3	Abhay Verma	BJP	East	Laxmi Nagar	70	56	80%	8	36	44	MLA
4	Om Prakash Sharma	BJP	East	Vishwas Nagar	70	55	79%	5	36	41	MLA
5	Ramvir Singh Bidhuri	BJP	South	Badarpur	70	1	1%	5	35	40	Elected as MP Lok Sabha 2024 (Leader of Opposition in the Delhi Vidhan Sabha from February 2020 – June 2024)
6	Anil Kumar Bajpai	BJP	East	Gandhi Nagar	70	54	77%	8	32	40	MLA
7	Akhilesh Pati Tripathi	AAP	North	Model Town	70	61	87%	4	35	39	MLA
8	Vijender Kumar	BJP	North-West	Rohini	70	53	76%	6	31	37	Leader of Opposition since 5 August 2024
9	Bhavna Gaur	AAP	South-West	Palam	70	54	77%	6	30	36	MLA
10	Jitender Mahajan	BJP	North-East	Rohtas Nagar	70	52	74%	3	29	32	MLA
11	Surendra Kumar	AAP	North-East	Gokalpur	70	60	86%	6	25	31	MLA

S.No.	Name	Party	District	Constituency	#Sittings	Attendance	Percentage of Attendance	*Number of Starred Questions Asked	**Number of Unstarred Questions Asked	Total Number of Questions Asked	Position
12	Pramila Tokas	AAP	New Delhi	R K Puram	70	65	93%	4	24	28	MLA
13	Vishesh Ravi	AAP	Central	Karol Bagh	70	61	87%	7	20	27	MLA
14	Sanjeev Jha	AAP	North	Burari	70	54	77%	3	23	26	MLA
15	Jarnail Singh	AAP	West	Tilak Nagar	70	55	79%	5	20	25	MLA
16	Shiv Charan Goel	AAP	Central	Moti Nagar	70	65	93%	2	22	24	MLA
17	Bhupinder Singh Joon	AAP	South-West	Bijwasan	70	66	94%	6	17	23	MLA
18	Jai Bhagwan	AAP	North-West	Bawana	70	65	93%	5	18	23	MLA
19	Pawan Sharma	AAP	North	Adarsh Nagar	70	61	87%	4	19	23	MLA
20	Somnath Bharti	AAP	New Delhi	Malviya Nagar	70	57	81%	7	16	23	MLA
21	Mohinder Goyal	AAP	North-West	Rithala	70	56	80%	7	15	22	MLA
22	Rituraj Govind	AAP	North-West	Kirari	70	59	84%	1	18	19	MLA
23	Saurabh Bharadwaj	AAP	New Delhi	Greater Kailash	70	30	43%	6	12	18	Cabinet Minister
24	Praveen Kumar	AAP	New Delhi	Jangpura	70	55	79%	2	16	18	MLA
25	Bandana Kumari	AAP	North	Shalimar Bagh	70	43	61%	5	11	16	MLA
26	Rajesh Rishi	AAP	West	Janakpuri	70	60	86%	2	14	16	MLA
27	Raj Kumari Dhillon	AAP	West	Hari Nagar	70	57	81%	4	10	14	MLA
28	Raghuvinder Shokeen	AAP	West	Nangloi Jat	70	43	61%	4	10	14	Cabinet Minister
29	Rajesh Gupta	AAP	North	Wazirpur	70	57	81%	4	10	14	MLA

S.No.	Name	Party	District	Constituency	#Sittings	Attendance	Percentage of Attendance	*Number of Starred Questions Asked	**Number of Unstarred Questions Asked	Total Number of Questions Asked	Position
30	Ajay Dutt	AAP	South	Ambedkar Nagar	70	63	90%	3	9	12	MLA
31	Rohit Kumar	AAP	East	Trilokpuri	70	62	89%	4	8	12	MLA
32	Prakash Jarwal	AAP	South	Deoli	70	47	67%	4	8	12	MLA
33	Durgesh Pathak	AAP	South-West	Rajinder Nagar: Bye Election on 23-06-2022	50	28	56%	1	9	10	Won in 2022 by poll necessitated after resignation by Raghav Chadha assumed office 26 June 2022
34	Dharampal Lakra	AAP	North-West	Mundka	70	55	79%	2	7	9	MLA
35	Raaj Kumar Anand	AAP	Central	Patel Nagar	70	30	43%	4	5	9	Resigned on 10 April 2024 and joined the BJP
36	Naresh Yadav	AAP	South	Mehrauli	70	63	90%	2	6	8	MLA
37	Abdul Rehman	AAP	North-East	Seelampur	70	67	96%	2	6	8	MLA
38	S. K. Bagga (Advocate)	AAP	East	Krishna Nagar	70	69	99%	3	4	7	MLA
39	Preeti Tomar	AAP	North	Tri Nagar	70	62	89%	3	4	7	MLA
40	Naresh Balyan	AAP	South-West	Uttam Nagar	70	34	49%	3	3	6	MLA
41	Gulab Singh	AAP	South-West	Matiala	70	25	36%	1	5	6	MLA
42	Kuldeep Kumar	AAP	East	Kondli	70	52	74%	2	4	6	MLA
43	Haji Yunus	AAP	North-East	Mustafabad	70	63	90%	1	4	5	MLA
44	Mahinder Yadav	AAP	West	Vikasपुरी	70	50	71%	0	5	5	MLA
45	Rajendra Pal Gautam	AAP	North-East	Seema Puri	70	38	54%	1	4	5	Cabinet Minister (2020 - 2022) Switched to INC and resigned

S.No.	Name	Party	District	Constituency	#Sittings	Attendance	Percentage of Attendance	*Number of Starred Questions Asked	**Number of Unstarred Questions Asked	Total Number of Questions Asked	Position
46	Vinay Mishra	AAP	South-West	Dwarka	70	47	67%	1	3	4	MLA
47	Mukesh Kumar Ahlawat	AAP	North-West	Sultanpur Majra	70	52	74%	1	3	4	Cabinet Minister
48	Sharad Kumar	AAP	North-West	Narela	70	58	83%	2	2	4	MLA
49	Shoaib Iqbal	AAP	Central	Matia Mahal	70	22	31%	0	3	3	MLA
50	Kartar Singh Tanwar	AAP	South	Chhatarpur	70	52	74%	0	2	2	Switched to BJP disqualified on 24 September 2024
51	Som Dutt	AAP	Central	Sadar Bazar	70	68	97%	1	0	1	MLA
52	A Dhanwati Chandela A	AAP	West	Rajouri Garden	70	65	93%	0	0	0	MLA
53	Kailash Gahlot	AAP	South-West	Najafgarh	70	1	1%	0	0	0	Minister (February 2020 to November 2024) Resigned on 17 November 2024 and Joined BJP
54	Parlad Singh Sawhney	AAP	Central	Chandni Chowk	70	66	94%	0	0	0	MLA
55	Ajesh Yadav	AAP	North-West	Badli	70	64	91%	0	0	0	MLA
56	Satyendar Jain	AAP	North	Shakur Basti	70	1	1%	0	0	0	Cabinet Minister (February 2020 to February 2023)
57	Ram Niwas Goel	AAP	East	Shahdara	70	1	1%	0	0	0	Speaker
58	Amanatullah Khan	AAP	New Delhi	Okhla	70	32	46%	0	0	0	MLA
59	Arvind Kejriwal	AAP	New Delhi	New Delhi	70	1	1%	0	0	0	Chief Minister (February 2020 to September 2024)
60	Madan Lal	AAP	New Delhi	Kasturba Nagar	70	67	96%	0	0	0	MLA

S.No.	Name	Party	District	Constituency	#Sittings	Attendance	Percentage of Attendance	*Number of Starred Questions Asked	**Number of Unstarred Questions Asked	Total Number of Questions Asked	Position
61	Virender Singh Kadian	AAP	South-West	Delhi Cantt	70	61	87%	0	0	0	MLA
62	Imran Hussain	AAP	Central	Ballimaran	70	1	1%	0	0	0	Cabinet Minister
63	Atishi Marlena	AAP	South	Kalkaji	70	31	44%	0	0	0	Chief Minister of Delhi since 21 September 2024
64	Sahiram	AAP	South	Tughlakabad	70	57	81%	0	0	0	MLA
65	Girish Soni	AAP	West	Madipur	70	54	77%	0	0	0	MLA
66	Manish Sisodia	AAP	East	Patparganj	70	1	1%	0	0	0	Deputy Chief Minister (February 2020 to February 2023)
67	Gopal Rai	AAP	North-East	Babarpur	70	1	1%	0	0	0	Cabinet Minister
68	Dilip Pandey	AAP	North	Timarpur	70	4	6%	0	0	0	MLA
69	Dinesh Mohaniya	AAP	South	Sangam Vihar	70	36	51%	0	0	0	MLA
70	Raghav Chadha	AAP	South-West	Rajinder Nagar	20	12	60%	0	0	0	Resigned on 24 March 2022
71	Rakhi Birla	AAP	West	Mangol Puri	70	1	1%	0	0	0	Deputy Speaker



Table: Number of Questions asked and sittings attended by MLAs in Delhi Legislative Assembly

We have analysed data for 70 sittings, as the attendance data for the remaining 4 sittings of Session 5, Part II and Part III is not available.

**Starred Questions- A Starred Question is one to which a member desires an oral answer from the Minister in the House and is required to be distinguished by him/her with an asterisk. Answer to such a question may be followed by supplementary questions by members.*


***Unstarred Questions- An Unstarred Question is one to which a written answer is desired by the member and is deemed to be laid on the Table of the House by the Minister. Thus, it is not called for oral answer in the House and no supplementary question can be asked thereon.*

Upgraded MyNeta App


**Association for Democratic Reforms and
National Election Watch present**


THE UPGRADED
MYNETA APP



DOWNLOAD TODAY!

And be a part of our **#MeraVoteMeraDesh** Campaign





Scan the QR code to download

Visit our website:
www.adrindia.org
www.myneta.info

Donate to ADR

We need your help to support our #MeraVoteMeraDesh campaign for upcoming State Assembly Elections. The campaign aims to eradicate corruption & criminalization in the political process, empower the voters through greater dissemination of information on the candidates and the parties.

You can contribute to us using the following QR Code or access the link on our website [here](#).



ADR Speaks Podcast

ADR Speaks is a podcast series on issues related to electoral & political reforms. It focuses on the findings of ADR reports analysing background details of candidates, sources of political parties' income, election expenditure, Electoral Bonds etc. In these episodes, ADR breaks down key findings of its reports for simple understanding & accessibility to the general public, enabling them to make an informed choice. ADR podcast will also host discussions with experts, research scholars, public intellectuals, former election officials etc. on issues concerning India's democratic politics. [Please click on the icon to access the episodes on ADR website.](#)



Listen to Our Podcast on



Other platforms




To get information about candidates/parties/MPs/MLAs/corporators/PILs in courts

Journalist Helpline no.-80103-94248
Subscribe to ADR on [WhatsApp](#) for
updates: 7840067840

Visit: adrindia.org and myneta.info
Email: adr@adrindia.org

To contact ADR State Partners,
visit: <https://adrindia.org/about-adr/state-coordinators>

Social Media Handles



/adr.new



@adrspeaks



@adrspeaks



@adrspeaks



<https://www.linkedin.com/company/association-for-democratic-reforms/mycompany/>

Our Websites

www.adrindia.org

Provides detailed analytical reports of Lok Sabha, State Assemblies, Local Body Elections & Financial Reports and ongoing PILs in courts

www.myneta.info

Provides full information of criminal cases, asset, liability and education details declared by candidates in the self sworn affidavits

Android App

MyNeta

The criminal, financial, educational & other background information self declared by candidates in their affidavits during elections is now available on your mobile phones

Office Address

Association for Democratic Reforms
T-95, C.L. House, 2nd Floor,
Gulmohar Commercial Complex
Gautam Nagar,
Near Green Park Metro Station (Gautam Nagar exit),
New Delhi-110 049
Phone : +91-011-4165-4200

Contact Details

Association for Democratic Reforms/Delhi Election Watch

Media and Journalist Helpline +91 80103 94248 Email: adr@adrindia.org	Maj.Gen. Anil Verma (Retd) Head Association for Democratic Reforms, National Election Watch 011 4165 4200, adr@adrindia.org , anilverma@adrindia.org	Prof Jagdeep Chhokar IIM Ahmedabad (Retd.) Founder Member, Association for Democratic Reforms, National Election Watch jchhokar@gmail.com	Prof Trilochan Sastry IIM Bangalore Founder Member, Association for Democratic Reforms, National Election Watch tsastry@gmail.com
--	--	---	--

DISCLAIMER

This report is based on information available on the website of Delhi Legislative Assembly and from the RTI responses received from Delhi Assembly Secretariat. (<https://delhiassembly.delhi.gov.in/>). Association for Democratic Reforms (ADR) and Delhi Election Watch filed RTI applications to the Delhi Assembly Secretariat seeking information about the performance of the MLAs and the Legislative Assembly. All MLAs and Ministers have been covered in this report however, it is worth noting that the data of those who were or are ministers in the current Assembly is not available on the website for their tenure as a minister. It is a common practice that the Speaker, Deputy Speaker, Chief Minister and other ministers usually do not sign the members' attendance register. Since complete data for such functionaries is not available in the public domain, the same has not been recorded in this report.

Please note that ADR does not add or subtract any information, unless the Assembly Secretariat changes the data. In particular, no unverified information from any other source is used. While all efforts have been made to ensure that the information is in keeping with what is available in the Delhi Legislative Assembly website, in case of discrepancy between information in this report and that given in the Delhi Legislative Assembly website, the information available from Delhi Legislative Assembly website should be treated as correct and Association for Democratic Reforms, Delhi Election Watch and their volunteers are not responsible or liable for any direct, indirect special, or consequential damages, claims, demands, losses of any kind whatsoever, made, claimed, incurred or suffered by any party arising under or relating to the usage of data provided by ADR through this report. ADR undertakes great care and adopts utmost due diligence in analysing and dissemination of the performance report of the MLAs. Such information is only aimed at encouraging *a system of transparency, accountability and good governance and to enable voters to form an informed choice*. Therefore, it is expected that anyone using this report shall undertake due care and utmost precaution while using the data provided by ADR. ADR is not responsible for any *mishandling, discrepancy, inability to understand, misinterpretation or manipulation*, distortion of the data in such a way so as to *benefit or target a particular political party or politician or candidate*.