

3<sup>rd</sup> April, 2013

Press Release

**Lok Sabha Elections 2014**

**Consolidated Analysis of Criminal Background, Financial, Education,  
Gender and other details of Candidates**

**Phase 1 to 4**

**Association for Democratic Reforms**

"Kiwanis Centre"  
4th Floor, B-35, Qutub Institutional Area  
New Delhi-110016  
Landmark: Near Rockland Hospital  
Phone : +91-011-4165-4200  
Fax : +91-11-46094248  
Email : adr@adrindia.org

To report any electoral violations and malpractices during elections download the Election Watch Reporter (Android App)

[https://play.google.com/store/apps/details?id=com.webrosoft.election\\_watch\\_reporter](https://play.google.com/store/apps/details?id=com.webrosoft.election_watch_reporter)

## Contents

<b>LOK SABHA ELECTIONS 2014 .....</b>	<b>1</b>
<b>CONSOLIDATED ANALYSIS OF CRIMINAL BACKGROUND, FINANCIAL, EDUCATION, GENDER AND OTHER DETAILS OF CANDIDATES.....</b>	<b>1</b>
<b>PHASE 1 TO 4 .....</b>	<b>1</b>
<b>CONSOLIDATED EXECUTIVE SUMMARY PHASE 1 TO 4 .....</b>	<b>3</b>
DETAILED ANALYSIS BASED ON DECLARED CRIMINAL CASES PHASE 1 TO 4 .....	7
DETAILED ANALYSIS BASED ON ASSETS PHASE 1 TO 4 .....	10
PAN DETAILS OF CANDIDATES .....	18
OTHER BACKGROUND DETAILS (EDUCATION, AGE, GENDER) .....	18

## Consolidated Executive Summary

### Phase 1 to 4

National Election Watch (NEW) and Association for Democratic Reforms (ADR) have analysed the self-sworn affidavits of **1566 candidates** out of 1594 candidates who are contesting in **Phase 1 to Phase 4** of Lok Sabha 2014 Elections. The rest of the candidates were not analysed due to unclear/incomplete affidavits available on the ECI website at the making of this report. The following is a consolidated summary of the same.

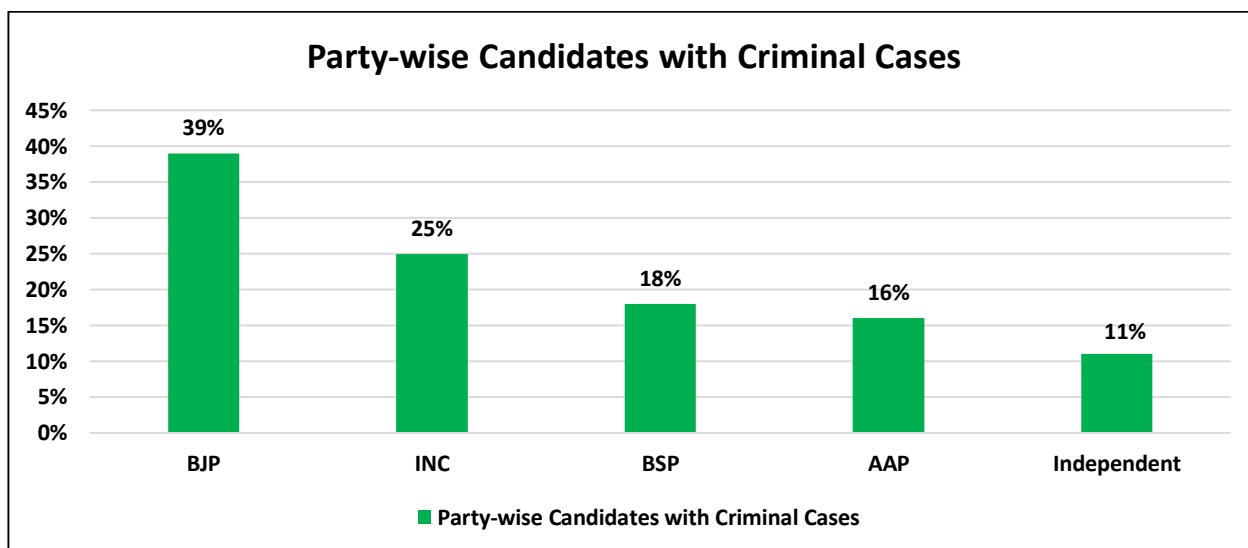
Phase	No. of contesting candidates	No. of Candidates analysed	No. of Constituencies	No. of Candidates with Criminal Cases	% of Candidates with Criminal Cases	No. of Crorepati Candidates	% of Crorepati Candidates	Average Assets	Date of Poll (2014)
1	64	64	6	6	9%	16	25%	Rs.5.75 crores	7 <sup>th</sup> April
2	37	37	7	1	3%	23	62%	Rs.9.12 crores	9 <sup>th</sup> April
3	1419	1391	91	262	19%	397	29%	Rs.3.05 crores	10 <sup>th</sup> April
4	74	74	7	9	12%	20	27%	Rs.2.12 crores	12 <sup>th</sup> April
<b>Total</b>	<b>1594</b>	<b>1566</b>	<b>111</b>	<b>278</b>	<b>18%</b>	<b>456</b>	<b>29%</b>	<b>Rs. 3.26 crores</b>	

### Criminal Background

- **Candidates with Criminal Cases:** Out of the 1566 candidates analysed, **278 candidates (18%)** has declared criminal cases against themselves.
- **Candidates with Serious Criminal Cases:** **155 (10%)** candidates have declared serious criminal cases including cases related to murder, rape, robbery etc.
- **Party wise Candidates with Criminal Cases:** **23 (25%)** out of **92** candidates fielded by **INC**, **38 (39%)** out of **97** candidates from **BJP**, **15 (16%)** out of **92** fielded by **AAP** and **16 (18%)** out of **89** **BSP** candidates have declared criminal cases against themselves in their affidavits.
- **Party wise Candidates with Serious Criminal Cases:** **14 (15%)** out of **92** candidates fielded by **INC**, **22 (23%)** out of **97** candidates from **BJP**, **10 (11%)** out of **92** fielded by **AAP** and **9 (10%)** out of **89** **BSP** candidates have declared serious criminal cases against themselves in their affidavits.

#### Criteria for serious criminal cases

1. Offence for which maximum punishment is of 5 years or more.
2. If an offence is non-bailable
3. If it is an electoral offence (IPC 171E or bribery)
4. Offence related to loss to exchequer
5. Offences that are assault, murder, kidnap, rape related
6. Offences that are mentioned in Representation of the People Act (Section 8)
7. Offences under Prevention of Corruption Act
8. Crimes against women.



• **State-wise break up of candidates with declared criminal cases:**

State	Total number of Candidates analyzed	Candidates with declared criminal cases	% of candidates with declared criminal cases	candidates with serious declared criminal cases	% of candidates with serious declared criminal cases
Kerala	256	74	29%	31	12%
Haryana	229	15	7%	10	4%
Maharashtra	200	36	18%	19	10%
National Capital Territory Of Delhi	150	23	15%	13	9%
Uttar Pradesh	146	33	23%	26	18%
Madhya Pradesh	110	17	16%	9	8%
Orissa	97	19	20%	13	13%
Assam	88	6	7%	4	5%
Bihar	80	21	26%	12	15%
Jharkhand	60	14	23%	8	13%
Tripura	25	3	12%	1	4%
Goa	19	6	32%	3	16%
Andaman & Nicobar Islands	15	3	20%	2	13%
Chandigarh	15	2	13%	1	7%
Arunachal Pradesh	11	1	9%		0%
Chhattisgarh	8	2	25%	1	13%
Lakshadweep	6	3	50%	2	33%
Others	51	0	0%	0	0%
<b>Total</b>	<b>1566</b>	<b>278</b>	<b>18%</b>	<b>155</b>	<b>10%</b>

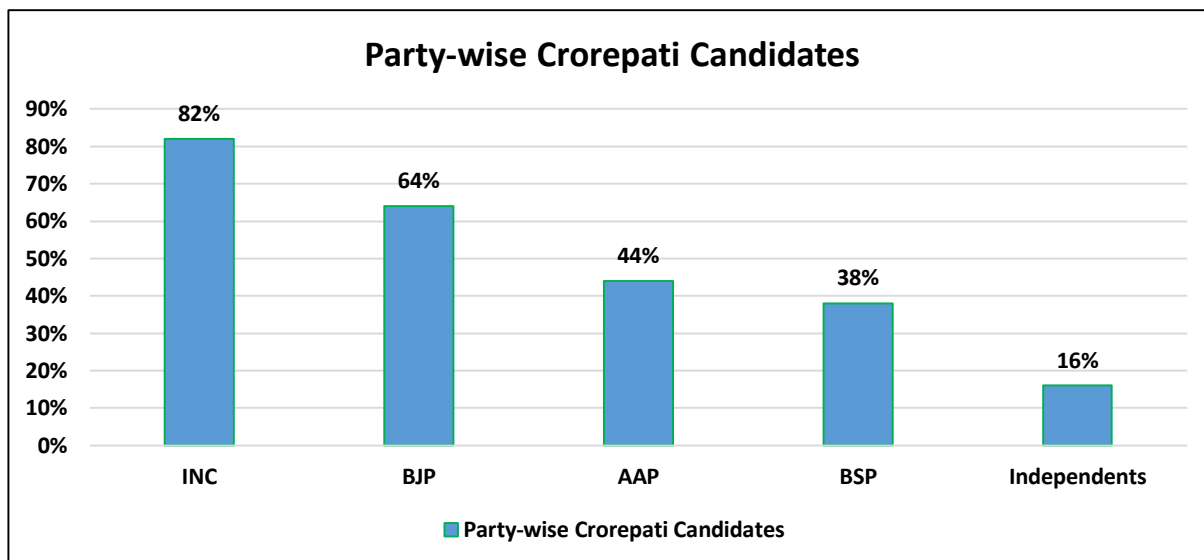
Table: State-wise break up of candidates with declared criminal cases

**Red Alert Constituencies\***: 51 constituencies have at least 3 candidates with declared criminal cases.

\*Red Alert Constituencies are those which have 3 or more candidates with criminal cases contesting elections.

## Financial Background

- **Crorepati Candidates:** Out of the 1566 candidates analysed, 456 (29%) are crorepatis.
- **Party-wise Crorepati Candidates:** 75 (82%) out of 92 candidates in INC, 62 (64%) out of 92 candidates in BJP, 40 (44%) out of 92 candidates in AAP and 34 (38%) out of 89 candidates in BSP have declared assets worth more than Rs. 1 crore.

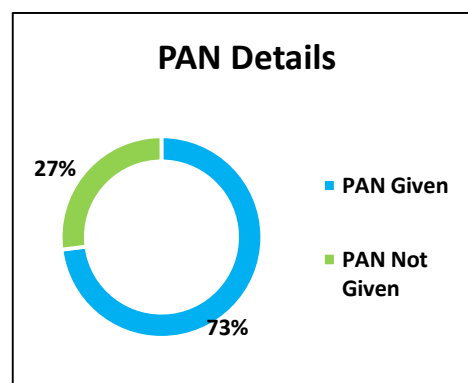
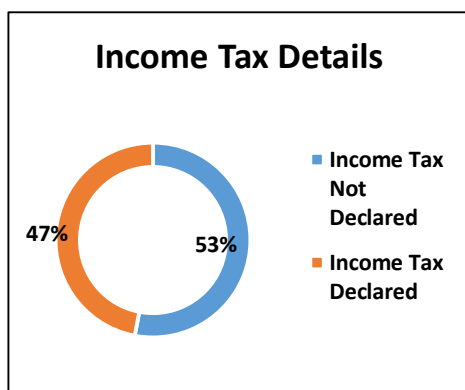


- **State-wise Crorepati Candidates:**

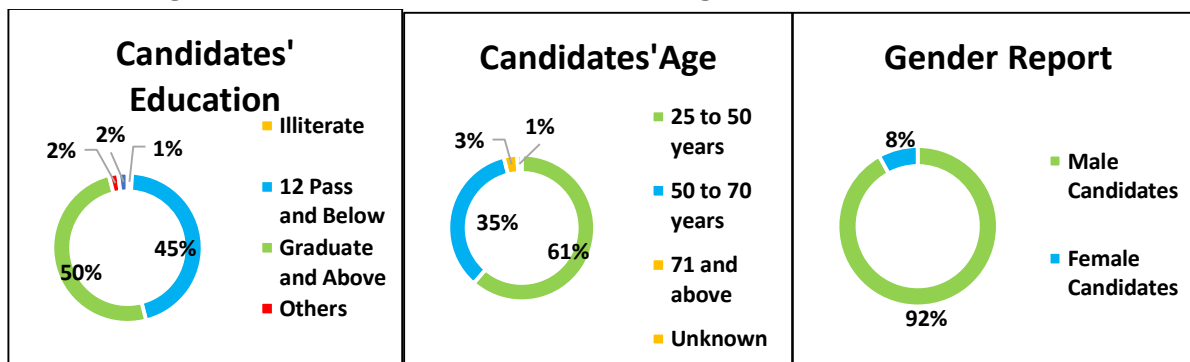
State Name	Total Candidates analysed	Crorepati Candidates	Percentage of Crorepati Candidates
Haryana	229	92	40%
Uttar Pradesh	146	65	45%
National Capital Territory Of Delhi	150	49	33%
Maharashtra	200	46	23%
Kerala	256	46	18%
Orissa	97	26	27%
Bihar	80	25	31%
Madhya Pradesh	110	22	20%
Assam	88	19	22%
Jharkhand	60	10	17%
Meghalaya	10	8	80%
Goa	19	7	37%
Arunachal Pradesh	11	6	55%
Tripura	25	6	24%
Chandigarh	15	5	33%
Sikkim	6	4	67%
Manipur	10	4	40%
Jammu & Kashmir	19	4	21%
Chhattisgarh	8	3	38%
Mizoram	3	3	100%
Nagaland	3	2	67%
Andaman & Nicobar Islands	15	2	13%
Lakshadweep	6	2	33%
<b>Total</b>	<b>1566</b>	<b>456</b>	<b>29 %</b>

Data in this Kit is presented in good faith, with an intention to inform voters. Candidates' affidavits obtained from the ECI website ([www.eci.nic.in](http://www.eci.nic.in)) with nomination papers is the source of this analysis. Website:- [www.adrindia.org](http://www.adrindia.org), [www.myneta.info](http://www.myneta.info)

- **Average Assets:** The average assets per candidate contesting from Phase 1 to 4 of Lok Sabha 2014 elections is **Rs.3.26 Crores**.
- **Party-wise Average Assets:** Among major parties, the average assets per candidate for 92 **INC** candidates is **Rs 15.40 crores**, 97 **BJP** candidates have average assets of **Rs.5.51 crores**, 92 **AAP** candidates have average assets worth of **Rs. 2.63 crores** and 89 **BSP** candidates have average assets of **Rs. 8.27 crores**.



### Other Background details (Education, Gender, Age):



## Detailed Analysis based on Declared Criminal Cases

### Phase 1 to 4

#### Party-wise break up of candidates with declared criminal cases

Party Name	Total number of candidates analyzed	candidates with declared Criminal Cases	% of candidates with declared criminal cases	candidates with serious declared criminal cases	% of candidates with serious declared criminal cases
BJP	97	38	39%	22	23%
INC	92	23	25%	14	15%
AAP	92	15	16%	10	11%
BSP	89	16	18%	9	10%
AITC	40	4	10%	4	10%
SP	36	13	36%	8	22%
CPI(M)	19	8	42%	1	5%
CPI(ML)L	19	5	26%	5	26%
CPI	18	8	44%	4	22%
JD(U)	18	5	28%	3	17%
SHS	13	8	62%	2	15%
GGP	12	1	8%	1	8%
BJD	10	2	20%	2	20%
RPI(A)	9	1	11%	1	11%
AGP	7	1	14%	1	14%
NCP	7	2	29%	2	29%
WELFARE PARTY OF INDIA	6	1	17%	1	17%
RJD	5	3	60%		0%
RLD	4	1	25%	1	25%
JVM	4	1	25%		0%
JD(S)	1	1	100%		0%
MNS	1	1	100%	1	100%
IND	598	66	11%	36	6%
Others	369	54	15%	27	7%
<b>Total</b>	<b>1566</b>	<b>278</b>	<b>18%</b>	<b>155</b>	<b>10%</b>

Table: Party wise candidates with self-declared criminal cases

### Red Alert Constituencies

S.No.	State	Constituency	Number of Candidates Analyzed	Number of Candidates with Criminal Charges	Parties with candidates with criminal cases
1	Kerala	Thrissur	14	7	BJP, INC, CPI, CPI(ML) Red star, IND, IND, SDPI
2	Bihar	Karakat	15	7	AAP, Bahujan Mukti Party, CPI(ML)L, JD(U), Rashtra Sewa Dal, Rashtriya Lok Samta Party, RJD

Data in this Kit is presented in good faith, with an intention to inform voters. Candidates' affidavits obtained from the ECI website ([www.eci.nic.in](http://www.eci.nic.in)) with nomination papers is the source of this analysis. Website:- [www.adrindia.org](http://www.adrindia.org), [www.myneta.info](http://www.myneta.info)

S.No.	State	Constituency	Number of Candidates Analyzed	Number of Candidates with Criminal Charges	Parties with candidates with criminal cases
3	Maharashtra	Wardha	21	7	BJP, BSP, Ambedkarwadi Republican Party, Bahujan Mukti Party, IND, IND, IND
4	Kerala	Attingal	16	6	INC, BSP, CPI(M), IND, IND, SDPI
5	Bihar	Nawada	17	6	BJP, IND, JD(U), Moolniwasi Samaj Party, Rajnaitik Vikalp Party, RJD
6	Kerala	Pathanamthitta	16	6	BSP, IND, IND, IND, SDPI, Social Action Party
7	Orissa	Kalahandi	15	5	INC, Aama Odisha Party, AAP, Samata Kranti Dal, Samruddha Odisha
8	Kerala	Thiruvananthapuram	20	5	CPI, IND, SDPI, SHS, Socialist Republican Party
9	Uttar Pradesh	Saharanpur	14	5	INC, SP, AAP, IND, IND
10	Jharkhand	Palamau	13	5	AITC, CPI(ML)L, JD(U), JVM, RJD
11	Maharashtra	Chandrapur	17	5	BJP, AAP, Bahujan Mukti Party, IND, IND
12	Maharashtra	Yavatmal-Washim	26	5	INC, SP, IND, MNS, SHS
13	National Capital Territory Of Delhi	South Delhi	19	5	BJP, BSP, IND, IND, IND
14	Kerala	Kasaragod	12	5	INC, CPI(M), IND, IND, SDPI
15	Kerala	Kollam	10	5	CPI(M), IND, IND, Revolutionary Socialist Party, SDPI
16	Uttar Pradesh	Ghaziabad	15	5	BJP, INC, AAP, IND, IND
17	National Capital Territory Of Delhi	North East Delhi	23	4	Agar Jan Party, IND, Rashtriya Ekta Party, SHS
18	Jharkhand	Kodarma	19	4	SP, AAP, JD(U), Jharkhand Vikas Dal
19	Kerala	Palakkad	14	4	BJP, CPI(M), IND, SDPI
20	Uttar Pradesh	Bijnor	12	4	BJP, SP, Bharatiya Momin Front, IND
21	National Capital Territory Of Delhi	West Delhi	17	4	BJP, INC, IND, SHS
22	Maharashtra	Nagpur	33	4	BJP, IND, IND, IND
23	Goa	South Goa	12	4	AITC, CPI, Goemcarancho Otrec Astro, IND
24	Maharashtra	Amravati	19	4	IND, IND, NCP, SHS
25	Bihar	Aurangabad	13	4	BJP, BSP, Bahujan Mukti Party, Shoshit Samaj Dal
26	Jharkhand	Chatra	19	4	SP, AJSUP, CPI(ML)L, Jharkhand Party
27	Uttar Pradesh	Meerut	13	4	BJP, AAP, Bahujan Mukti Party, IND
28	Orissa	Kandhamal	8	4	BJP, AAP, BJD, IND
29	Kerala	Kannur	10	4	BJP, INC, CPI(M), SDPI
30	Kerala	Chalakydy	13	4	BJP, SDPI, SHS, Welfare Party Of India
31	Kerala	Alappuzha	13	4	CPI(M), IND, Revolutionary Socialist Party of Kerala (B), SDPI
32	Haryana	Kurukshetra	22	4	INC, IND, IND, Indian Bahujan Sandesh Party (Kanshiram)
33	Kerala	Wayanad	13	3	CPI, CPI(ML) Red star, IND
34	Uttar Pradesh	Gautam Budhha Nagar	24	3	INC, BSP, IND

Data in this Kit is presented in good faith, with an intention to inform voters. Candidates' affidavits obtained from the ECI website ([www.eci.nic.in](http://www.eci.nic.in)) with nomination papers is the source of this analysis. Website:- [www.adrindia.org](http://www.adrindia.org), [www.myneta.info](http://www.myneta.info)



S.No.	State	Constituency	Number of Candidates Analyzed	Number of Candidates with Criminal Charges	Parties with candidates with criminal cases
35	Madhya Pradesh	Satna	13	3	BJP, INC, AAP
36	Lakshadweep	Lakshadweep	6	3	SP, CPI, NCP
37	Maharashtra	Akola	7	3	BJP, INC, Bharipa Bahujan Mahasangh
38	Haryana	Hisar	41	3	Haryana Janhit Congress (BL), IND, IND
39	National Capital Territory Of Delhi	New Delhi	29	3	INC, IND, IND
40	Andaman & Nicobar Islands	Andaman & Nicobar Islands	15	3	BJP, SP, AITC
41	Uttar Pradesh	Kairana	11	3	BJP, SP, RLD
42	Orissa	Sundargarh	11	3	BJP, BSP, IND
43	Kerala	Alathur	12	3	BSP, IND, IND
44	Kerala	Mavelikkara	9	3	BJP, INC, CPI
45	Kerala	Malappuram	9	3	IND, IUML, SDPI
46	Kerala	Idukki	15	3	INC, IND, IND
47	Maharashtra	Ramtek	23	3	INC, SP, SHS
48	Tripura	Tripura West	13	3	CPI(M), IND, Indigenous Peoples Front of Tripura
49	National Capital Territory Of Delhi	East Delhi	23	3	BJP, BSP, IND
50	Uttar Pradesh	Muzaffarnagar	19	3	BJP, BSP, SP
51	Madhya Pradesh	Balaghat	15	3	BSP, SP, Bahujan Mukti Party

**Table: Red Alert Constituencies**

## Detailed Analysis based on Assets

### Phase 1 to 4

#### Party Wise Crorepatis

Party Name	Number of Candidates Analyzed	Crorepatis	Percentage of Crorepati Candidates
INC	92	75	82%
BJP	97	62	64%
AAP	92	40	44%
BSP	89	34	38%
SP	36	14	39%
AITC	40	10	25%
BJD	10	7	70%
JD(U)	18	6	33%
CPI(M)	19	5	26%
SHS	13	5	39%
RJD	5	4	80%
AGP	7	4	57%
NCP	7	3	43%
RPI	6	3	50%
CPI	18	3	17%
RLD	4	3	75%
JVM	4	1	25%
GGP	12	1	8%
JD(S)	1	1	100%
MNS	1	1	100%
JMM	3	1	33%
IND	598	94	16%
Others	394	79	20%
<b>Total</b>	<b>1566</b>	<b>456</b>	<b>29%</b>

Table: Crorepati candidates- Party wise break up

#### Average assets of candidates: Party-wise analysis

Party Name	Number of Candidates Analyzed	Average Assets
BJP	97	Rs 5,51,98,125 ~ 5 Crore+
INC	92	Rs 15,40,03,400 ~ 15 Crore+
AAP	92	Rs 2,63,91,767 ~ 2 Crore+
BSP	89	Rs 8,27,81,618 ~ 8 Crore+
AITC	40	Rs 1,12,22,250 ~ 1 Crore+
SP	36	Rs 4,09,54,691 ~ 4 Crore+
Bahujan Mukti Party	35	Rs 54,37,695 ~ 54 Lacs+

Data in this Kit is presented in good faith, with an intention to inform voters. Candidates' affidavits obtained from the ECI website ([www.eci.nic.in](http://www.eci.nic.in)) with nomination papers is the source of this analysis. Website:- [www.adrindia.org](http://www.adrindia.org), [www.myneta.info](http://www.myneta.info)

Party Name	Number of Candidates Analyzed	Average Assets
SDPI	20	Rs 50,92,346 ~ 50 Lacs+
CPI(M)	19	Rs 62,67,965 ~ 62 Lacs+
CPI(ML)L	19	Rs 18,06,072 ~ 18 Lacs+
JD(U)	18	Rs 1,86,04,002 ~ 1 Crore+
CPI	18	Rs 72,36,417 ~ 72 Lacs+
SUCI(C)	14	Rs 1,01,11,804 ~ 1 Crore+
SHS	13	Rs 1,66,72,106 ~ 1 Crore+
Ambedkarite Party of India	12	Rs 53,96,125 ~ 53 Lacs+
GGP	12	Rs 44,33,975 ~ 44 Lacs+
CPI(ML) Red star	12	Rs 9,33,399 ~ 9 Lacs+
INLD	10	Rs 11,65,51,882 ~ 11 Crore+
BJD	10	Rs 8,32,15,541 ~ 8 Crore+
AIFB	10	Rs 23,04,843 ~ 23 Lacs+
Bhartiya Shakti Chetna Party	9	Rs 1,20,80,852 ~ 1 Crore+
RPI(A)	9	Rs 55,12,635 ~ 55 Lacs+
NCP	7	Rs 29,44,64,618 ~ 29 Crore+
AGP	7	Rs 2,02,53,884 ~ 2 Crore+
RPI	6	Rs 1,81,03,930 ~ 1 Crore+
Welfare Party of India	6	Rs 46,47,505 ~ 46 Lacs+
RJD	5	Rs 3,53,90,126 ~ 3 Crore+
PECP	5	Rs 2,62,59,307 ~ 2 Crore+
JKNPP	5	Rs 44,99,891 ~ 44 Lacs+
AIUDF	5	Rs 31,90,733 ~ 31 Lacs+
National Loktantrik Party	5	Rs 16,77,996 ~ 16 Lacs+
Naya Daur Party	5	Rs 16,67,000 ~ 16 Lacs+
Jai Maha Bharath Party	5	Rs 11,95,600 ~ 11 Lacs+
RLD	4	Rs 18,31,75,646 ~ 18 Crore+

Data in this Kit is presented in good faith, with an intention to inform voters. Candidates' affidavits obtained from the ECI website ([www.eci.nic.in](http://www.eci.nic.in)) with nomination papers is the source of this analysis. Website:- [www.adrindia.org](http://www.adrindia.org), [www.myneta.info](http://www.myneta.info)

Party Name	Number of Candidates Analyzed	Average Assets
Aama Odisha Party	4	Rs 1,47,41,085 ~ 1 Crore+
JVM	4	Rs 71,66,089 ~ 71 Lacs+
Republican Party of India (Khobragade)	4	Rs 31,39,375 ~ 31 Lacs+
JMM	3	Rs 14,13,61,000 ~ 14 Crore+
Bhartiya Pragatisheel Congress	3	Rs 1,18,48,848 ~ 1 Crore+
IUML	3	Rs 84,06,179 ~ 84 Lacs+
Socialist Party (India)	3	Rs 61,51,772 ~ 61 Lacs+
Lok Bharati	3	Rs 49,63,000 ~ 49 Lacs+
Rashtriya Bahujan Hitay Party	3	Rs 45,12,000 ~ 45 Lacs+
Minorities democratic party	3	Rs 30,37,333 ~ 30 Lacs+
Bharatiya Bahujan Party	3	Rs 29,88,933 ~ 29 Lacs+
Lok Parivartan Party(DC)	3	Rs 25,51,328 ~ 25 Lacs+
Samata Kranti Dal	3	Rs 19,45,695 ~ 19 Lacs+
Bhartiya Janta Dal (Integrated)	3	Rs 16,83,333 ~ 16 Lacs+
CSM	3	Rs 10,04,870 ~ 10 Lacs+
Haryana Janhit Congress (BL)	2	Rs 40,88,30,769 ~ 40 Crore+
NPF	2	Rs 16,46,40,032 ~ 16 Crore+
National Janhit Congress (AB)	2	Rs 12,64,07,399 ~ 12 Crore+
AJSUP	2	Rs 4,36,58,186 ~ 4 Crore+
Atulya Bharat Party	2	Rs 4,27,53,469 ~ 4 Crore+
Poorvanchal Rashtriya Congress	2	Rs 3,38,96,172 ~ 3 Crore+
PPA	2	Rs 2,54,21,251 ~ 2 Crore+
Socialist Republican Party	2	Rs 2,11,35,907 ~ 2 Crore+
Bharipa Bahujan Mahasangh	2	Rs 1,80,09,667 ~ 1 Crore+
Indian Bahujan Sandesh Party (Kanshiram)	2	Rs 1,77,34,631 ~ 1 Crore+
Rashtravadi Janata Party	2	Rs 1,00,48,152 ~ 1 Crore+
Ambedkarist Republican Party	2	Rs 92,51,000 ~ 92 Lacs+

Data in this Kit is presented in good faith, with an intention to inform voters. Candidates' affidavits obtained from the ECI website ([www.eci.nic.in](http://www.eci.nic.in)) with nomination papers is the source of this analysis. Website:- [www.adrindia.org](http://www.adrindia.org), [www.myneta.info](http://www.myneta.info)

Party Name	Number of Candidates Analyzed	Average Assets
Kalyankari Jantantrik Party	2	Rs 68,94,252 ~ 68 Lacs+
Akhil Bharatiya Jan Sangh	2	Rs 65,44,839 ~ 65 Lacs+
Indigenous Peoples Front of Tripura	2	Rs 59,42,750 ~ 59 Lacs+
Samajwadi Janata Party (Rashtriya)	2	Rs 47,91,684 ~ 47 Lacs+
Odisha Jan Morcha	2	Rs 35,18,500 ~ 35 Lacs+
Rashtriya Kranti Party	2	Rs 34,21,168 ~ 34 Lacs+
Amra Bangalee	2	Rs 32,78,723 ~ 32 Lacs+
Shoshit Samaj Dal	2	Rs 32,55,017 ~ 32 Lacs+
Apna Dal	2	Rs 22,54,300 ~ 22 Lacs+
Bharatiya Sarvodaya Kranti Party	2	Rs 21,68,635 ~ 21 Lacs+
Rashtriya Janmorcha	2	Rs 20,19,492 ~ 20 Lacs+
Prabuddha Republican Party	2	Rs 19,63,711 ~ 19 Lacs+
Lok Dal	2	Rs 17,15,347 ~ 17 Lacs+
Bharatiya Sant Mat Party	2	Rs 15,38,500 ~ 15 Lacs+
Paschimanchal Vikas Party	2	Rs 13,70,088 ~ 13 Lacs+
Ambedkar samaj Party	2	Rs 10,37,560 ~ 10 Lacs+
National Peoples Party	2	Rs 8,97,000 ~ 8 Lacs+
Samyak Parivartan Party	2	Rs 5,40,800 ~ 5 Lacs+
Rashtriya Apna Dal	2	Rs 5,36,250 ~ 5 Lacs+
Akhil Bharat Hindu Mahasabha	2	Rs 5,13,800 ~ 5 Lacs+
Rashtriya Karmyog Party	2	Rs 2,42,750 ~ 2 Lacs+
Ambedkar National Congress	2	Rs 1,70,110 ~ 1 Lacs+
Goemcarancho Otrec Astro	1	Rs 56,42,23,740 ~ 56 Crore+
NPP	1	Rs 21,51,34,618 ~ 21 Crore+
Braj Vikas Party	1	Rs 15,17,47,504 ~ 15 Crore+
Inqalab Vikas Dal	1	Rs 7,61,08,195 ~ 7 Crore+
Dharam Nirpeksh Dal	1	Rs 5,58,13,000 ~ 5 Crore+

Data in this Kit is presented in good faith, with an intention to inform voters. Candidates' affidavits obtained from the ECI website ([www.eci.nic.in](http://www.eci.nic.in)) with nomination papers is the source of this analysis. Website:- [www.adrindia.org](http://www.adrindia.org), [www.myneta.info](http://www.myneta.info)

Party Name	Number of Candidates Analyzed	Average Assets
Sikkim Krantikari Morcha	1	Rs 3,76,69,202 ~ 3 Crore+
Bharip Bahujan Mahasangh	1	Rs 3,40,13,105 ~ 3 Crore+
SDF	1	Rs 3,23,89,223 ~ 3 Crore+
Rashtrawadi Samaj Party	1	Rs 2,62,41,383 ~ 2 Crore+
Kerala Congress (M)	1	Rs 2,62,36,371 ~ 2 Crore+
MNS	1	Rs 2,57,00,000 ~ 2 Crore+
Rashtriya Lok Samta Party	1	Rs 2,48,29,741 ~ 2 Crore+
Rashtriya Sawarn Dal	1	Rs 2,30,00,000 ~ 2 Crore+
Social Action Party	1	Rs 2,17,39,967 ~ 2 Crore+
Socialistic Democratic Party	1	Rs 1,95,40,000 ~ 1 Crore+
Bharatiya Inqalab Party	1	Rs 1,82,60,000 ~ 1 Crore+
Hindusthan Nirman Dal	1	Rs 1,82,34,000 ~ 1 Crore+
Nav Bharat Democratic Party	1	Rs 1,77,77,227 ~ 1 Crore+
UDP	1	Rs 1,73,71,929 ~ 1 Crore+
Proutist Bloc, India	1	Rs 1,64,66,020 ~ 1 Crore+
Revolutionary Socialist Party	1	Rs 1,62,28,989 ~ 1 Crore+
Agar Jan Party	1	Rs 1,40,58,166 ~ 1 Crore+
Rashtriya Jatigat Aarakshan Virodhi Party	1	Rs 1,31,53,500 ~ 1 Crore+
Vanchit Jamat Party	1	Rs 1,25,59,000 ~ 1 Crore+
Rashtriya Naujawan Dal	1	Rs 1,22,01,000 ~ 1 Crore+
Rashtra Sewa Dal	1	Rs 1,17,21,162 ~ 1 Crore+
Narayani Sena	1	Rs 1,16,19,000 ~ 1 Crore+
Bharatiya Republican Paksha	1	Rs 1,15,71,000 ~ 1 Crore+
Republican Backward Congress	1	Rs 1,14,84,000 ~ 1 Crore+
Revolutionary Socialist Party of Kerala (B)	1	Rs 1,06,41,399 ~ 1 Crore+
LJP	1	Rs 1,04,14,470 ~ 1 Crore+
JD(S)	1	Rs 1,03,79,737 ~ 1 Crore+

Data in this Kit is presented in good faith, with an intention to inform voters. Candidates' affidavits obtained from the ECI website ([www.eci.nic.in](http://www.eci.nic.in)) with nomination papers is the source of this analysis. Website:- [www.adrindia.org](http://www.adrindia.org), [www.myneta.info](http://www.myneta.info)

Party Name	Number of Candidates Analyzed	Average Assets
Jharkhand Party	1	Rs 95,14,000 ~ 95 Lacs+
Rashtriya Deshaj Party	1	Rs 88,51,813 ~ 88 Lacs+
Jharkhand Vikas Dal	1	Rs 78,71,582 ~ 78 Lacs+
JKPDP	1	Rs 77,43,691 ~ 77 Lacs+
Akhand Bharat Samaj Party	1	Rs 73,86,000 ~ 73 Lacs+
Rashtriya Janta Party	1	Rs 72,71,300 ~ 72 Lacs+
Rashtriya Ekta Party	1	Rs 64,97,000 ~ 64 Lacs+
Vishva Shakti Party	1	Rs 55,18,804 ~ 55 Lacs+
Hindustan Kranti Dal	1	Rs 52,19,608 ~ 52 Lacs+
Kosal Kranti Dal	1	Rs 50,69,000 ~ 50 Lacs+
Navbharat Nirman Party	1	Rs 48,10,000 ~ 48 Lacs+
Naitik Party	1	Rs 44,14,465 ~ 44 Lacs+
Bharat Vishal Party	1	Rs 42,00,000 ~ 42 Lacs+
Aambedkar-right Party of India	1	Rs 41,11,000 ~ 41 Lacs+
Rashtrawadi Parivartan Party (L.B.)	1	Rs 39,22,079 ~ 39 Lacs+
Akhil Bharatiya Hind Kranti Party	1	Rs 39,03,000 ~ 39 Lacs+
Sarva Samaj Kalyan Party	1	Rs 38,65,000 ~ 38 Lacs+
Akhil Bharatiya Samajwadi Congress	1	Rs 33,27,000 ~ 33 Lacs+
Maharashtra Vikas Aaghadi	1	Rs 32,80,000 ~ 32 Lacs+
Rajnitik Vikalp Party	1	Rs 31,16,000 ~ 31 Lacs+
Dalit Vikas Party(Bharat)	1	Rs 30,27,000 ~ 30 Lacs+
Majdoor Kisan Union Party	1	Rs 26,63,000 ~ 26 Lacs+
Bhartiya Vanchitsamaj Party	1	Rs 26,59,619 ~ 26 Lacs+
Asankhya Samaj Party	1	Rs 24,37,000 ~ 24 Lacs+
Republican Party (Khoripa)	1	Rs 19,21,000 ~ 19 Lacs+
Goa Su-Raj Party	1	Rs 18,92,000 ~ 18 Lacs+
Rashtriya Ahinsa Manch	1	Rs 18,29,000 ~ 18 Lacs+

Data in this Kit is presented in good faith, with an intention to inform voters. Candidates' affidavits obtained from the ECI website ([www.eci.nic.in](http://www.eci.nic.in)) with nomination papers is the source of this analysis. Website:- [www.adrindia.org](http://www.adrindia.org), [www.myneta.info](http://www.myneta.info)

Party Name	Number of Candidates Analyzed	Average Assets
Bharipa Bhahujan Mahasangha	1	Rs 16,79,100 ~ 16 Lacs+
Hindustan Ekta Party	1	Rs 16,23,000 ~ 16 Lacs+
Bharatiya Momin Front	1	Rs 16,10,000 ~ 16 Lacs+
Rashtriya Ulama Council	1	Rs 15,92,000 ~ 15 Lacs+
Rashtriya Bahujan Congress Party	1	Rs 13,03,736 ~ 13 Lacs+
Bahujan Mukati Party	1	Rs 12,80,500 ~ 12 Lacs+
Aarakshan Virodhi Party	1	Rs 11,83,000 ~ 11 Lacs+
Samata Party	1	Rs 11,31,000 ~ 11 Lacs+
Bharat Bhrashtachar Mitao Party	1	Rs 10,67,800 ~ 10 Lacs+
Bharatiya Ekta Dal	1	Rs 10,30,800 ~ 10 Lacs+
Ambedkarwadi Republican Party	1	Rs 9,19,000 ~ 9 Lacs+
Rashtriya Jankranti Morcha	1	Rs 9,11,000 ~ 9 Lacs+
Samruddha Odisha	1	Rs 7,64,550 ~ 7 Lacs+
Rashtriya Janshakti Party(Eklavya)	1	Rs 7,31,148 ~ 7 Lacs+
JPS	1	Rs 7,29,000 ~ 7 Lacs+
All J & K Kisan Majdoor Party	1	Rs 6,06,100 ~ 6 Lacs+
Jan Samanta Party	1	Rs 4,30,000 ~ 4 Lacs+
Bharatiya Gaon Taj Dal	1	Rs 3,53,200 ~ 3 Lacs+
Samata Samadhan Party	1	Rs 3,12,000 ~ 3 Lacs+
Rashtriya Jankranti Party	1	Rs 2,85,000 ~ 2 Lacs+
Bhartiya Shramik Dal Socialist	1	Rs 2,60,000 ~ 2 Lacs+
Moolniwasi Samaj Party	1	Rs 2,21,500 ~ 2 Lacs+
Democratic Secular Party	1	Rs 1,60,500 ~ 1 Lacs+
Rashtriya Janpriya Party	1	Rs 1,59,000 ~ 1 Lacs+
Bhartiya Jan Manch	1	Rs 1,55,178 ~ 1 Lacs+
Aambedakarite Party of India	1	Rs 1,19,757 ~ 1 Lacs+
VANCHITSAMAJ INSAAF PARTY	1	Rs 1,06,000 ~ 1 Lacs+

Data in this Kit is presented in good faith, with an intention to inform voters. Candidates' affidavits obtained from the ECI website ([www.eci.nic.in](http://www.eci.nic.in)) with nomination papers is the source of this analysis. Website:- [www.adrindia.org](http://www.adrindia.org), [www.myneta.info](http://www.myneta.info)

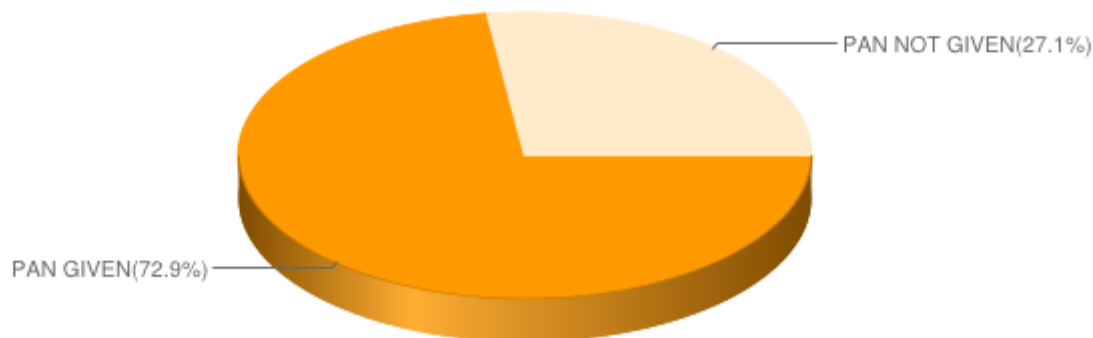


Party Name	Number of Candidates Analyzed	Average Assets
All India Minorities Front	1	Rs 1,04,992 ~ 1 Lacs+
Jan Morcha	1	Rs 77,000 ~ 77 Thou+
Akhil Bhartiya Manavta Paksh	1	Rs 76,820 ~ 76 Thou+
All India Peoples Front	1	Rs 75,167 ~ 75 Thou+
Indian Oceanic Party	1	Rs 50,000 ~ 50 Thou+
Adarsh Rashtriya Vikas Party	1	Rs 44,300 ~ 44 Thou+
RASHTRIYA MORCHA PARTY	1	Rs 30,500 ~ 30 Thou+
Rashtriya Samaj Paksha	1	Rs 30,000 ~ 30 Thou+
Hindustan Janta Party	1	Rs 30,000 ~ 30 Thou+
Hindustan Janata Party	1	Rs 23,900 ~ 23 Thou+
Rashtriya Janadhikar Party	1	Rs 21,000 ~ 21 Thou+
Kalinga Sena	1	Rs 20,000 ~ 20 Thou+
All India Ravidas Samata Party	1	Rs 12,000 ~ 12 Thou+
Indian Gandhian Party	1	Rs 0 ~
Bhartiya Satya Sangharsh Party	1	Rs 0 ~
IND	598	Rs 1,42,70,487 ~ 1 Crore+
<b>All Parties</b>	<b>1566</b>	<b>Rs 3,26,52,963</b> <b>3 Crore+</b>

**Table: Average assets for candidates - Party wise**

## PAN Details of Candidates

### Details of candidates who have not declared their PAN



PAN Filled	1141
PAN Not Filled	425
<b>Total</b>	<b>1566</b>

Table: Overall PAN Report

## Other Background Details (Education, age, gender)

### Education Report for Candidates:

Education Group	Number of Candidates analyzed
Illiterate	19
Literate	31
5th Pass	54
8th Pass	114
10th Pass	271
12th Pass	239
Graduate	293
Graduate Professional	191
Post Graduate	258
Doctorate	40
Others	33
Not Given	23
<b>Total</b>	<b>1566</b>

Table: Education Report for Candidates

### Overall Age Report for Candidates


Age Group	Number of Candidates Analyzed
Not given	12
25-30	111
31-40	387
41-50	466
51-60	332
61-70	211

Data in this Kit is presented in good faith, with an intention to inform voters. Candidates' affidavits obtained from the ECI website ([www.eci.nic.in](http://www.eci.nic.in)) with nomination papers is the source of this analysis. Website:- [www.adrindia.org](http://www.adrindia.org), [www.myneta.info](http://www.myneta.info)

Age Group	Number of Candidates Analyzed
71-80	43
81-110	4
<b>Total</b>	<b>1566</b>

Table: Overall Education Report for Candidates

### Overall Gender for Candidates



Men	1444
Women	122
<b>Total</b>	<b>1566</b>

## 1. Know your Neta on Mobile

### SMS

To get information on candidates/MP/MLA from your constituency, send SMS

**MYNETA <PINCODE>**

(Example: MYNETA PINCODE)

or

**MYNETA <Constituency name>**

(Example: MYNETA KURUKSHETRA)

On 9246556070 (normal SMS charges applicable) or 56070 (charges Rs. 2-3)

**Sample response:** Candidates for KURUKSHETRA, (1) Naveen Jindal INC: Criminal Cases-2, Asset Rs 308.31 Crore, Liability: Rs 4.91 Crore, Edu: Post Graduate. (2) Rajkumar Saini BJP: Criminal Cases-2, Asset Rs 13.28 Crore, Liability: Rs 2.32 Crore, Edu: Graduate.

**Dial \*325\*35# (free service)**

Facebook users can get information on their candidates/MP/MLA on GSM mobiles

**Step 1→**

Dial **\*325\*35#**

**Step 2→**

Reply with **option 4 (“Know Your Neta”)**

**Step 3→**

Reply with **PINCODE (or Constituency name)**

**Step 4→**

Reply with **option 1 (for Candidate 1)**

**Or**

Reply with **option 2 (for Candidate 2)**

**Or**

Reply with **option 3 (for Candidate 3)**

**Sample response:**

NAVEEN JINDAL (INC)

Criminal Cases: Yes

Assets: 308.31 crores

Education: Post graduate

## **2. Know your Neta on Toll-free Helpline**

Dial Toll-free no: **1-800-110-440**

Information given: Criminal records, Assets, Liabilities and Education Qualifications.

*[Only during Day/Hours of operation: Mon-Fri (10 am – 6pm)]*

## **3. Know your Neta on our Websites**

To get information on candidates/MP/MLA from your constituency, visit

1. [www.myneta.info](http://www.myneta.info) (search for candidates/MP/MLA or constituency) or
2. [www.adrindia.org](http://www.adrindia.org) (visit Election watch page of your state for reports about candidates/MP/MLA)

## **4. Join us on Social-Media**

1. [www.facebook.com/adr.new](https://www.facebook.com/adr.new)
2. [www.twitter.com/adrspeaks](https://www.twitter.com/adrspeaks)

## Contact Details

### National Election Watch/Association for Democratic Reforms:

<b>Media and Journalist Helpline</b>	<b>Mr Anil Verma</b>	<b>Prof Jagdeep Chhokar</b>	<b>Prof Trilochan Sastry</b>
	Head	IIM Ahmedabad (Retd.)	IIM Bangalore
	National Election Watch,	Founder Member,	Founder Member,
+91 80103 94248	Association for Democratic Reforms	National Election Watch, Association for Democratic Reforms	National Election Watch, Association for Democratic Reforms
Email: adr@adrindia.org	011 4165 4200,		
	+91 88264 79910	+91 99996 20944	+91 94483 53285
	adr@adrIndia.org,	jchhokar@gmail.com	trilochans@iimb.ernet.in
	anilverma@adrindia.org		

### DISCLAIMER

All information about Candidates, in this report has been taken from the affidavits filed by Candidates with their nomination papers. Copies of affidavits were obtained from the Chief Electoral Officer's website (<http://affidavitarchive.nic.in/DynamicAffidavitDisplay/FrmElectionAffidavit.aspx>). While all efforts have been made to ensure that the information is in keeping with what is mentioned in the affidavits, in case of discrepancy between information in this report and that given in the affidavits, the information reported in the affidavits filed by Candidates should be treated as correct. Association for Democratic Reforms, National Election Watch and their volunteers are not responsible or liable for any damage arising directly or indirectly from the publication of this report.