

Press Release

4th Legislative Assembly of Chhattisgarh

Analysis of Performance of MLAs

Association for Democratic Reforms

T-95, C.L. House, 2nd Floor,
Near Gulmohar Commercial Complex
Gautam Nagar,
New Delhi-110 049
Phone: +91-011-4165-4200
Fax : +91-11-46094248
Email : adr@adrindia.org

Table of Contents

| | |
|--|-----------|
| 4th Legislative Assembly of Chhattisgarh | 1 |
| Analysis of Performance of MLAs | 1 |
| Analysis of Number of Sitzings in Each Session of Chhattisgarh Legislative Assembly | 3 |
| Analysis of Attendance MLAs in Chhattisgarh Legislative Assembly | 5 |
| Analysis of Number of Questions asked by MLAs in Chhattisgarh Legislative Assembly | 6 |
| Analysis of Bills Tabled and Bills Passed in Chhattisgarh Legislative Assembly | 7 |
| Details of Attendance and Questions asked by MLAs | 9 |
| Contact Details | 16 |

Association for Democratic Reforms (ADR) and Chhattisgarh Election Watch (CEW) had filed RTIs to the Chhattisgarh Assembly Secretariat asking for the information pertaining to the performance of the MLAs and the Legislative Assembly. This report has been generated from the responses received.

There are 90 seats in Chhattisgarh Assembly, however this report also includes the analysis for MLAs who have resigned or elected through bye-election and an Anglo- Indian representative, Mr. Bernard J. Rodrigues.

Analysis of Number of Sittings in Each Session of Chhattisgarh Legislative Assembly (January 2014 – September 2018)

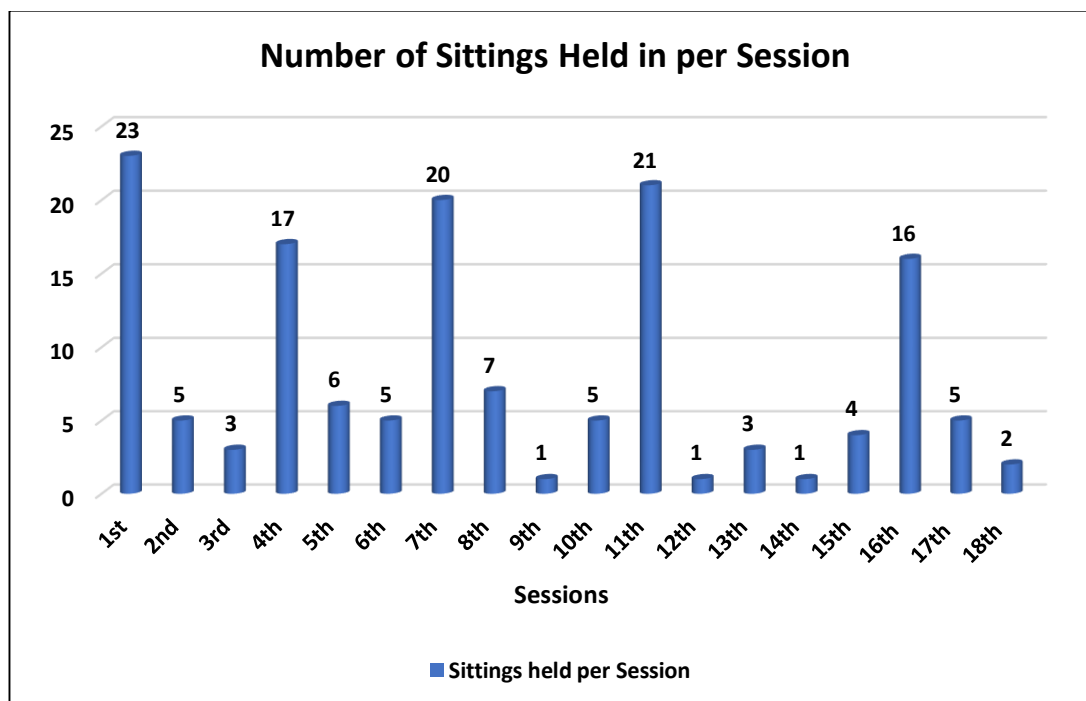


Figure 1: Number of Sittings Held in per Session

- ❖ Chhattisgarh Legislative Assembly has 90 MLAs.
- ❖ There were 18 sessions in the 4th Chhattisgarh Legislative Assembly.
- ❖ On an average, Chhattisgarh State Assembly sat for 29 days per year.
- ❖ **The 4th Chhattisgarh Legislative Assembly sat for 145 days from 2014 to 2018.**

| Session | Duration | Number of Sitting Held |
|--------------------------|--|------------------------|
| 2014 | | |
| 1 st Session | 6 th January 2014 to 25 th February 2014 | 23 |
| 2 nd Session | 21 st July 2014 to 25 th July 2014 | 5 |
| 3 rd Session | 15 th December 2014 to 17 th December 2014 | 3 |
| Total | | 31 |
| 2015 | | |
| 4 th Session | 2 nd March 2015 to 26 th March 2015 | 17 |
| 5 th Session | 20 th July, 2015 to 25 th July, 2015 | 6 |
| 6 th Session | 16 th December, 2015 to 23 rd December, 2015 | 5 |
| Total | | 28 |
| 2016 | | |
| 7 th Session | 1 st March, 2016 to 31 st March 2016 | 20 |
| 8 th Session | 11 th July 2016 to 19 th July 2016 | 7 |
| 9 th Session | 22 nd August, 2016 | 1 |
| 10 th Session | 15 th November, 2016 to 21 st November, 2016 | 5 |
| Total | | 33 |
| 2017 | | |
| 11 th Session | 27 st February 2017 to 30 th March 2017 | 21 |
| 12 th Session | 28 th April, 2017 | 1 |
| 13 th Session | 1 st August 2017 to 3 rd August 2017 | 3 |
| 14 th Session | 22 nd September, 2017 | 1 |
| 15 th Session | 19 th December 2017 to 22 nd December 2017 | 4 |
| Total | | 30 |
| 2018 | | |
| 16 th Session | 5 th February, 2018 to 27 th February, 2018 | 16 |
| 17 th Session | 2 nd July, 2018 to 6 th July 2018 | 5 |
| 18 st Session | 11 th September, 2018 to 12 th September, 2018 | 2 |
| Total | | 23 |
| Grand Total | | 145 |

Table 1: Number of Sitting held per session

Analysis of Attendance of MLAs in Chhattisgarh Legislative Assembly

❖ The details of top 6 MLAs with highest attendance are given below :

| S.No | Sitting MLAs | Party | Total Number of Days | Number of days Attended | Percentage of Attendance |
|------|------------------|-------|----------------------|-------------------------|--------------------------|
| 1 | Shrawan Markam | BJP | 145 | 144 | 99.3% |
| 2 | Sarojini Banjare | BJP | 145 | 144 | 99.3% |
| 3 | Mohan Markam | INC | 145 | 144 | 99.3% |
| 4 | Dr Sanam Jangde | BJP | 145 | 143 | 98.6 % |
| 5 | Ashok Sahu | BJP | 145 | 143 | 98.6 % |
| 6 | Kawasi Lakhma | INC | 145 | 143 | 98.6 % |

Table 2: Top 6 MLAs with highest attendance

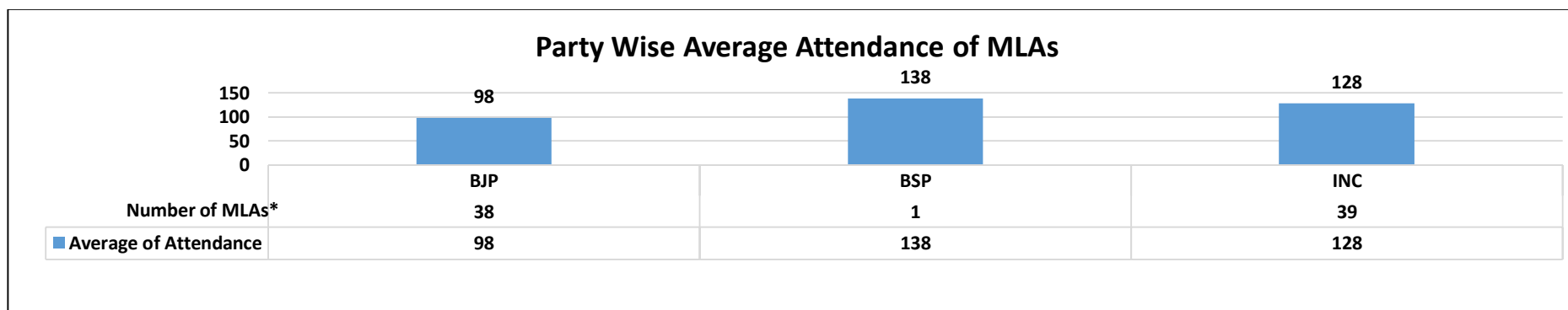


Figure 2: Party Wise Average Attendance

*Includes MLAs who resigned or got elected through bye-elections. Excludes ministers, parliament secretaries and Chief Minister

Analysis of Number of Questions asked by MLAs in Chhattisgarh Legislative Assembly

- ❖ Only 78 MLAs have asked questions between 2014 and 2018. These MLAs asked a total of 22892 questions.
- ❖ The details of top 5 MLAs who have asked the highest number questions are given below.

| S.No | MLAs | Party | Number of Questions Asked |
|------|-------------------|-------|---------------------------|
| 1. | Devji Bhai Patel | BJP | 596 |
| 2. | T. S Baba (Neta) | INC | 575 |
| 3. | Dhanendra Sahu | INC | 572 |
| 4. | Moti Lal Devangan | INC | 562 |
| 5. | Umesh Patel | INC | 561 |

Table 3: Top 5 MLAs who have asked maximum number of questions

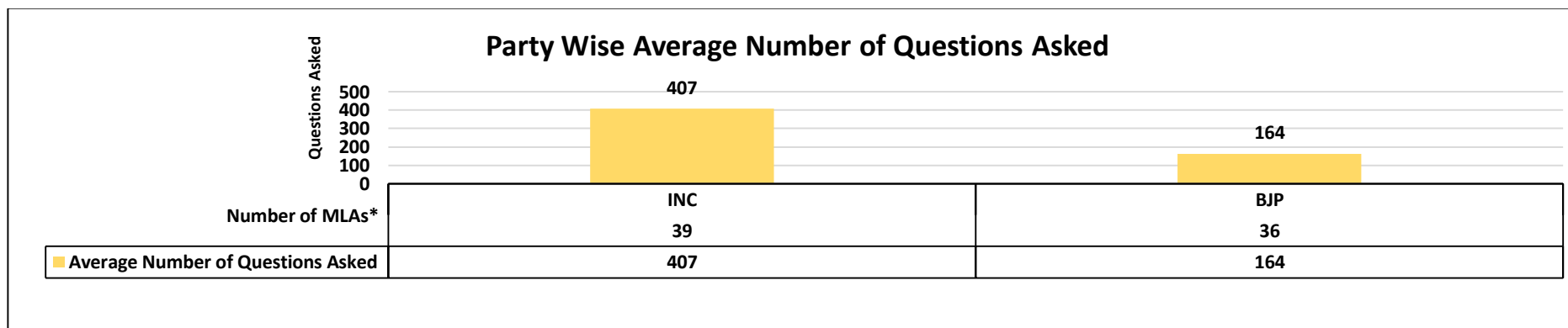


Figure 3: Party Wise Average Number of Questions Asked

*Includes MLAs who resigned or got elected through bye-elections.

Analysis of Bills Tabled and Bills Passed in Chhattisgarh Legislative Assembly

- ❖ There were a total of 123 Bills which were passed in the 4th Chhattisgarh Assembly.
- ❖ Highest number of Bills Passed were related to **Finance, Commercial Taxes, and Higher Education**.

| Year | Original bills passed | Amendment bills Passed | Bills Withdrawn | Total Bills Passed |
|--------------|-----------------------|------------------------|-----------------|--------------------|
| 2014 | 4 | 18 | 0 | 22 |
| 2015 | 6 | 31 | 0 | 37 |
| 2016 | 4 | 23 | 0 | 27 |
| 2017 | 7 | 17 | 1 | 23 |
| 2018 | 5 | 9 | 0 | 14 |
| Total | 26 | 98 | 1 | 123 |

Table 4 : Bills Passed in 4th Assembly of Chhattisgarh

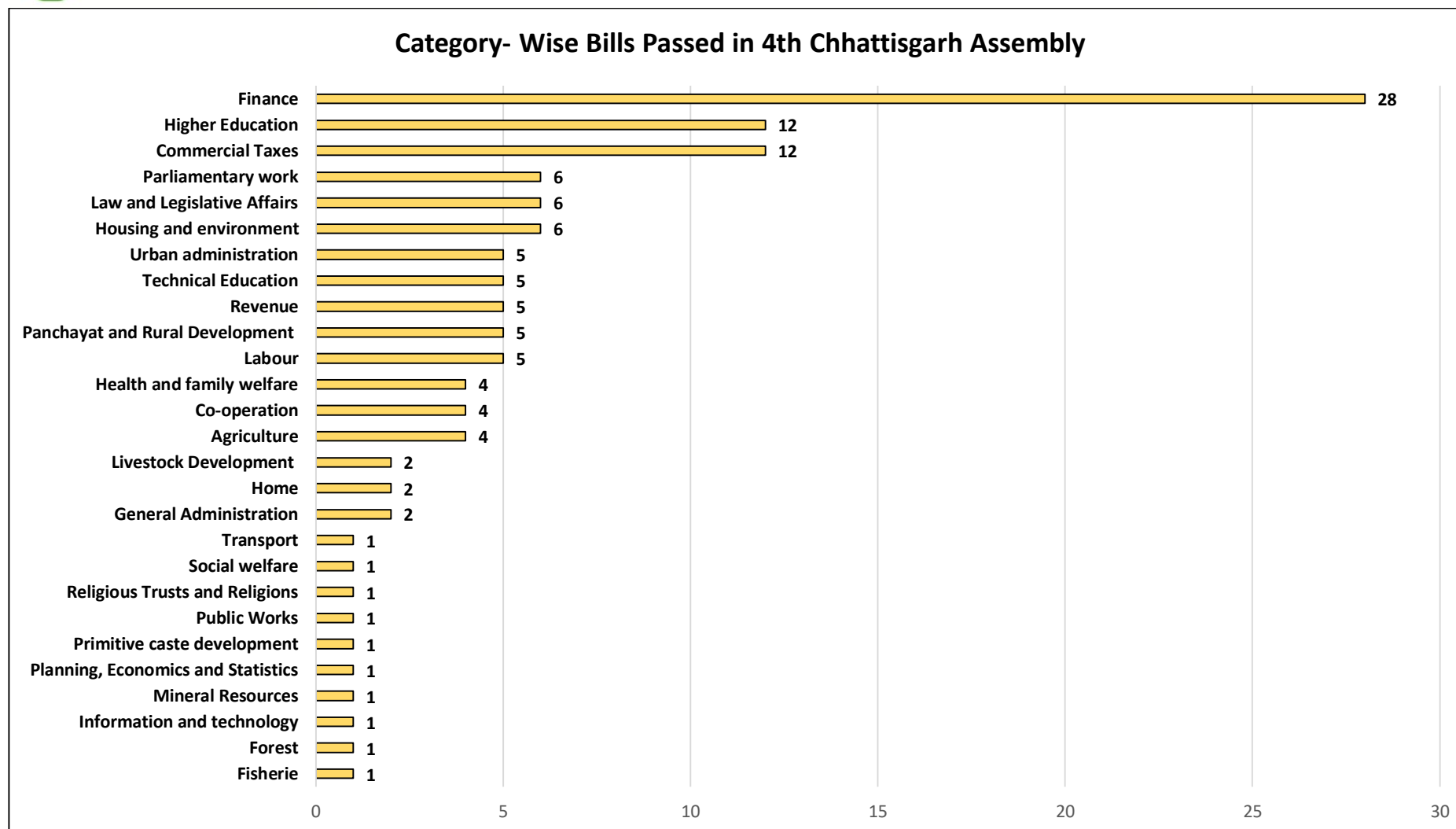


Figure 4: Category- Wise Number of Bills Passed in 4th Chhattisgarh Assembly

Details of Attendance and Questions asked by MLAs

| Sl.No. | Election | MLA | Constituency | Party | Attendance | Total Sitzings | Percentage of attendance | Number of Questions Asked | Position |
|--------|-----------|----------------------|-------------------|-------|------------|----------------|--------------------------|---------------------------|----------|
| 1 | A.E. 2013 | Shrawan Markam | Sihawa | BJP | 144 | 145 | 99% | 153 | MLA |
| 2 | A.E. 2013 | Sarojini Banjare | Dongargarh | BJP | 144 | 145 | 99% | 159 | MLA |
| 3 | A.E. 2013 | Mohan Markam | Kondagaon | INC | 144 | 145 | 99% | 547 | MLA |
| 4 | A.E. 2013 | Dr Sanam Jangde | Bilaigarh | BJP | 143 | 145 | 99% | 270 | MLA |
| 5 | A.E. 2013 | Ashok Sahu | Kawardha | BJP | 143 | 145 | 99% | 352 | MLA |
| 6 | A.E. 2013 | Kawasi Lakhma | Konta | INC | 143 | 145 | 99% | 453 | MLA |
| 7 | A.E. 2013 | Ram Lal Chouhan | Saraipali | BJP | 142 | 145 | 98% | 522 | MLA |
| 8 | A.E. 2013 | Chunni Lal Sahu | Khallari | BJP | 142 | 145 | 98% | 74 | MLA |
| 9 | A.E. 2013 | Shrichand Sundrani | Raipur City North | BJP | 142 | 145 | 98% | 70 | MLA |
| 10 | A.E. 2013 | Naveen Markandey | Arang | BJP | 142 | 145 | 98% | 251 | MLA |
| 11 | A.E. 2013 | Deepak Baij | Chitrakot | INC | 142 | 145 | 98% | 541 | MLA |
| 12 | A.E. 2013 | Dilip Lahariya | Masturi | INC | 141 | 145 | 97% | 206 | MLA |
| 13 | A.E. 2013 | Dr Vimal Chopra | Mahasamund | IND | 141 | 145 | 97% | 539 | MLA |
| 14 | A.E. 2013 | Janak Ram Verma | Baloda Bazar | INC | 141 | 145 | 97% | 384 | MLA |
| 15 | A.E. 2013 | Shyam Bihari Jaiswal | Manendragarh | BJP | 140 | 145 | 97% | 137 | MLA |

| Sl.No. | Election | MLA | Constituency | Party | Attendance | Total Sitzings | Percentage of attendance | Number of Questions Asked | Position |
|--------|-----------|----------------------------|----------------|-------|------------|----------------|--------------------------|---------------------------|----------|
| 16 | A.E. 2013 | Rohit Kumar Sahu | Kunkuri | BJP | 140 | 145 | 97% | 89 | MLA |
| 17 | A.E. 2013 | Dr. Khilawan Sahu | Sakti | BJP | 140 | 145 | 97% | 435 | MLA |
| 18 | A.E. 2013 | Rajendra Kumar Rai | Gunderdehi | INC | 140 | 145 | 97% | 459 | MLA |
| 19 | A.E. 2013 | Shanker Dhruwa | Kanker | INC | 140 | 145 | 97% | 491 | MLA |
| 20 | A.E. 2013 | Paras Nath Rajwade | Bhatgaon | INC | 139 | 145 | 96% | 449 | MLA |
| 21 | A.E. 2013 | Shyam Lal Kanwar | Rampur | INC | 139 | 145 | 96% | 227 | MLA |
| 22 | A.E. 2013 | Siyaram Kaushik | Bilha | INC | 139 | 145 | 96% | 429 | MLA |
| 23 | A.E. 2013 | Rajmahant Sanwla Ram Dahre | Ahiwara | BJP | 139 | 145 | 96% | 313 | MLA |
| 24 | A.E. 2013 | Girwar Janghel | Khairagarh | INC | 139 | 145 | 96% | 428 | MLA |
| 25 | A.E. 2013 | Tej Kunwar Gowardhan Netam | Mohla-Manpur | INC | 139 | 145 | 96% | 436 | MLA |
| 26 | A.E. 2013 | Kerabai Manhar | Sarangarh | BJP | 138 | 145 | 95% | 94 | MLA |
| 27 | A.E. 2013 | Moti Lal Devangan | Janjgir-Champa | INC | 138 | 145 | 95% | 562 | MLA |
| 28 | A.E. 2013 | Keshav Chandra | Jaijaipur | BSP | 138 | 145 | 95% | 560 | MLA |
| 29 | A.E. 2013 | Shivratan Sharma | Bhatapara | BJP | 138 | 145 | 95% | 180 | MLA |
| 30 | A.E. 2013 | Bhola Ram Sahu | Khuji | INC | 138 | 145 | 95% | 552 | MLA |
| 31 | A.E. 2013 | Devji Bhai Patel | Dharsiwa | BJP | 137 | 145 | 94% | 596 | MLA |

| Sl.No. | Election | MLA | Constituency | Party | Attendance | Total Sitzings | Percentage of attendance | Number of Questions Asked | Position |
|--------|-----------|------------------------|--------------|-------|------------|----------------|--------------------------|---------------------------|----------|
| 32 | A.E. 2013 | Satyanarayan Sharma | Raipur Rural | INC | 137 | 145 | 94% | 396 | MLA |
| 33 | A.E. 2013 | Santram Netam | Keshkal | INC | 137 | 145 | 94% | 529 | MLA |
| 34 | A.E. 2013 | Brihaspat Singh | Ramanujganj | INC | 136 | 145 | 94% | 275 | MLA |
| 35 | A.E. 2013 | Dr Preetam Ram | Samri | INC | 136 | 145 | 94% | 374 | MLA |
| 36 | A.E. 2013 | Dhanendra Sahu | Abhanpur | INC | 136 | 145 | 94% | 572 | MLA |
| 37 | A.E. 2013 | Anila Bhendia | Dondi Lohara | INC | 136 | 145 | 94% | 342 | MLA |
| 38 | A.E. 2013 | Arun Vora | Durg City | INC | 136 | 145 | 94% | 499 | MLA |
| 39 | A.E. 2013 | Daleshwar Sahu | Dongargaon | INC | 135 | 145 | 93% | 547 | MLA |
| 40 | A.E. 2013 | Santosh Upadhyay | Rajim | BJP | 134 | 145 | 92% | 170 | MLA |
| 41 | A.E. 2013 | Bhupesh Baghel | Patan | INC | 134 | 145 | 92% | 539 | MLA |
| 42 | A.E. 2013 | Awadhesh Singh Chandel | Bemetara | BJP | 134 | 145 | 92% | 296 | MLA |
| 43 | A.E. 2013 | Renu Jogi | Kota | INC | 133 | 145 | 92% | 303 | MLA |
| 44 | A.E. 2013 | Baghel Lakeshwar | Bastar | INC | 133 | 145 | 92% | 497 | MLA |
| 45 | A.E. 2013 | Amarjeet Bhagat | Sitapur | INC | 131 | 145 | 90% | 409 | MLA |
| 46 | A.E. 2013 | Devti Karma | Dantewada | INC | 131 | 145 | 90% | 516 | MLA |
| 47 | A.E. 2013 | Rajsharan Bhagat | Jashpur | BJP | 130 | 145 | 90% | 0 | MLA |
| 48 | A.E. 2013 | Chunnilal Sahu | Akaltara | INC | 129 | 145 | 89% | 369 | MLA |

| Sl.No. | Election | MLA | Constituency | Party | Attendance | Total Sitzings | Percentage of attendance | Number of Questions Asked | Position |
|--------|-------------------------------------|----------------------|----------------|-----------|------------|----------------|--------------------------|---------------------------|--|
| 49 | A.E. 2013 | Umesh Patel | Kharsia | INC | 128 | 145 | 88% | 561 | MLA |
| 50 | A.E. 2013 | Chintamani Maharaj | Lundra | INC | 124 | 145 | 86% | 242 | MLA |
| 51 | A.E. 2013 | Manoj Singh Mandavi | Bhanupratappur | INC | 124 | 145 | 86% | 363 | MLA |
| 52 | A.E. 2013 | Roshan Lal | Raigarh | BJP | 123 | 145 | 85% | 177 | MLA |
| 53 | A.E. 2013 | Laljeet Singh Rathia | Dharamjaigarh | INC | 123 | 145 | 85% | 384 | MLA |
| 54 | A.E. 2013 | Santosh Bafna | Jagdarpur | BJP | 123 | 145 | 85% | 363 | MLA |
| 55 | A.E. 2013 | Bhaiyaram Sinha | Sanjari Balod | INC | 122 | 145 | 84% | 403 | MLA |
| 56 | A.E. 2013 | Barnad Josef Redriks | Nominated | Nominated | 120 | 145 | 83% | 11 | Nominated by the Anglo-Indian community from Date 14.02.2014 |
| 57 | A.E. 2013 | Uike Ramdayal | Pali-Tanakhar | INC | 113 | 145 | 78% | 103 | MLA |
| 58 | Bye - Election on 20th October 2014 | Shri Bhojraj Nag | Antagarh | BJP | 113 | N/A | N/A | 84 | MLA |
| 59 | A.E. 2013 | Amit Jogi | Marwahi | INC | 112 | 145 | 77% | 512 | MLA |
| 60 | A.E. 2013 | Gurumukh Singh Hora | Dhamtari | INC | 109 | 145 | 75% | 112 | MLA |
| 61 | A.E. 2013 | Vidyardatan Bhasin | Vaishali Nagar | BJP | 109 | 145 | 75% | 112 | MLA |

| Sl.No. | Election | MLA | Constituency | Party | Attendance | Total Sitzings | Percentage of attendance | Number of Questions Asked | Position |
|--------|-----------|---|------------------|-------|------------|----------------|--------------------------|---------------------------|-------------------------|
| 62 | A.E. 2013 | Khelsai Singh | Premnagar | INC | 106 | 145 | 73% | 212 | MLA |
| 63 | A.E. 2013 | Jai Singh Agrawal | Korba | INC | 80 | 145 | 55% | 66 | MLA |
| 64 | A.E. 2013 | Champa Devi Pawle | Bharatpur-Sonhat | BJP | 57 | 145 | 39% | 37 | Parliamentary secretary |
| 65 | A.E. 2013 | Govardhan Singh Manjhi | Bindranawagarh | BJP | 55 | 145 | 38% | 15 | Parliamentary secretary |
| 66 | A.E. 2013 | Shivshankar Painkra | Pathalgaon | BJP | 48 | 145 | 33% | 80 | Parliamentary secretary |
| 67 | A.E. 2013 | Lakhan Dewangan (Parliamentary secretary) | Katghora | BJP | 48 | 145 | 33% | 62 | Parliamentary secretary |
| 68 | A.E. 2013 | Rupkumari Choudhary (Parliamentary secretary) | Basna | BJP | 48 | 145 | 33% | 82 | Parliamentary secretary |
| 69 | A.E. 2013 | Tokhan Sahu (Parliamentary secretary) | Lormi | BJP | 47 | 145 | 32% | 148 | Parliamentary secretary |
| 70 | A.E. 2013 | Raju Singh Kshatri (Parliamentary secretary) | Takhatpur | BJP | 47 | 145 | 32% | 203 | Parliamentary secretary |
| 71 | A.E. 2013 | Dayaldas Baghel (Minister) | Nawagarh | BJP | 47 | 145 | 32% | 12 | Minister |
| 72 | A.E. 2013 | Moti Ram Chandravanshi | Pandariya | BJP | 47 | 145 | 32% | 49 | Parliamentary secretary |
| 73 | A.E. 2013 | Ambesh Jangre | Pamgarh | BJP | 46 | 145 | 32% | 23 | Parliamentary secretary |
| 74 | A.E. 2013 | Labh Chand Bafna | Saja | BJP | 46 | 145 | 32% | 65 | Parliamentary secretary |

| Sl.No. | Election | MLA | Constituency | Party | Attendance | Total Sitzings | Percentage of attendance | Number of Questions Asked | Position |
|--------|-----------|---------------------------|-------------------|-------|------------|----------------|--------------------------|---------------------------|-------------------------|
| 75 | A.E. 2013 | Suniti Satyanand Rathia | Lailunga | BJP | 44 | 145 | 30% | 2 | Parliamentary secretary |
| 76 | A.E. 2013 | Bhaiyalal Rawade | Baikunthpur | BJP | 37 | 145 | 26% | 0 | Minister |
| 77 | A.E. 2013 | Yudhvir Singh Judev | Chandrapur | BJP | 33 | 145 | 23% | 212 | MLA |
| 78 | A.E. 2013 | Mahesh Gagda | Bijapur | BJP | 32 | 145 | 22% | 22 | Minister |
| 79 | A.E. 2013 | Badridhar Diwan | Beltara | BJP | 29 | 145 | 20% | 9 | Deputy Speaker |
| 80 | A.E. 2013 | Vikram Usendi | Antagarh | BJP | 22 | N/A | N/A | 0 | MLA |
| 81 | A.E. 2013 | Rajesh Munat | Raipur City West | BJP | 0 | 145 | 0% | 0 | Minister |
| 82 | A.E. 2013 | Kedar Kashyap | Narayanpur | BJP | 0 | 145 | 0% | 0 | Minister |
| 83 | A.E. 2013 | Ramsevak Paikra | Pratappur | BJP | 0 | 145 | 0% | 0 | Minister |
| 84 | A.E. 2013 | Ts Baba (Neta) | Ambikapur | INC | 0 | 145 | 0% | 575 | MLA |
| 85 | A.E. 2013 | Punnulal Mohle (Minister) | Mungeli | BJP | 0 | 145 | 0% | 0 | Minister |
| 86 | A.E. 2013 | Amar Agrawal (Minister) | Bilaspur | BJP | 0 | 145 | 0% | 0 | Minister |
| 87 | A.E. 2013 | Gaurishankar Agrawal | Kasdol | BJP | 0 | 145 | 0% | 0 | Speaker |
| 88 | A.E. 2013 | Brijmohan Agrawal | Raipur City South | BJP | 0 | 145 | 0% | 0 | Minister |
| 89 | A.E. 2013 | Ajay Chandrakar | Kurud | BJP | 0 | 145 | 0% | 0 | Minister |
| 90 | A.E. 2013 | Ramshila Sahu (Minister) | Durg-Rural | BJP | 0 | 145 | 0% | 0 | Minister |

| Sl.No. | Election | MLA | Constituency | Party | Attendance | Total Sitzings | Percentage of attendance | Number of Questions Asked | Position |
|--------|-----------|---------------------|--------------|-------|------------|----------------|--------------------------|---------------------------|----------------|
| 91 | A.E. 2013 | Prem Prakash Pandey | Bhilai Nagar | BJP | 0 | 145 | 0% | 0 | Minister |
| 92 | A.E. 2013 | Raman Singh | Rajnandgaon | BJP | 0 | 145 | 0% | 0 | Chief Minister |

Table 5: Details of Attendance and Questions asked by MLAs

**It is not mandatory for Ministers, Chief Ministers and Speakers to mark their attendance*

Contact Details

Chhattisgarh Election Watch

| | |
|---|---|
| Mr. Gautam Bandyopadhyay +91-0771 4064-328 +91-98261-71304 gautamraipur@gmail.com | Mr. Sudhir Pal +91-0651 2202-202 +91-94311-07277 manthanindia@gmail.com |
|---|---|

National Election Watch/Association for Democratic Reforms

| | | | |
|--|---|---|---|
| Media and Journalist Helpline +91 80103 94248 Email: adr@adrindia.org | Maj.Gen. Anil Verma (Retd) Head National Election Watch, Association for Democratic Reforms 011 4165 4200, +91 88264 79910 adr@adrindia.org , anilverma@adrindia.org | Prof Jagdeep Chhokar IIM Ahmedabad (Retd.) Founder Member, National Election Watch, Association for Democratic Reforms +91 99996 20944 jchhokar@gmail.com | Prof Trilochan Sastry IIM Bangalore Founder Member, National Election Watch, Association for Democratic Reforms +91 94483 53285 trilochan@iimb.ac.in |
|--|---|---|---|