

# Chhattisgarh

## Lok Sabha 2009 Elections

# CONTENTS

Executive summary for Candidates & MPs .....	347
Voting and winning trend.....	349
Analysis based on pending criminal cases.....	351
Pending criminal cases- analysis for candidates.....	351
Party wise break up for candidates with pending criminal cases .....	351
Party wise comparison of pending criminal cases on candidates in LS 2004 & LS 2009.....	352
Details for candidates based on pending criminal cases.....	354
Pending criminal cases- analysis for MPs .....	354
Party wise break up for MPs with pending criminal cases.....	355
Details of MPs with pending criminal cases .....	355
Analysis based on assets.....	356
Analysis based on assets – for candidates .....	356
Average assets for Candidates.....	357
Details of crorepati candidates.....	358
Analysis based on assets- for MPs.....	359
Chances of winning based on assets.....	360
Crorepati MPs- Party wise break up.....	360
Average assets per MP for major parties .....	361
Asset position in constituency among candidates and chances of winning.....	362
Details of MPs based on maximum assets.....	363
Female representation in Lok Sabha 2009 elections .....	364
Full Asset and pending criminal cases details.....	365
Assets for all MPs from Chhattisgarh in Lok Sabha 2009 .....	365
Full details of pending criminal cases on MPs from Chhattisgarh .....	366

# Chhattisgarh Election Watch\*

## Lok Sabha elections 2009

Lok Sabha 2009 elections were held in Chhattisgarh on April 16, 2009. This chapter includes the analysis of voting trend, criminalization, money power, gender etc in these elections. Information provided by ECI and details from the affidavits filed by contesting candidates have been used for above analysis.

### **Growth of political parties**

In Lok Sabha 2004, 20 parties and independents contested elections which rose to 27 parties and independents in Lok Sabha 2009 elections. This reflects a rise of 35 % in the number of parties from Lok Sabha 2004 elections to Lok Sabha 2009 elections.

### **Growth in number of candidates**

A total of 178 candidates contested Lok Sabha 2009 elections from Chhattisgarh as compared to 102 candidates in Lok Sabha 2004 elections. This shows a growth of 74% in number of candidates contesting in 2009.

## **Executive summary for candidates and MPs**

### **Summary for candidates**

- Affidavits of 173 candidates out of the total 178 candidates were analysed by Chhattisgarh Election Watch (CEW).
- Out of the 173 candidates, 9 candidates or 5% declared pending criminal cases against them. Out of these 9 candidates with pending criminal cases, 5 had pending serious criminal cases like murder, attempt to murder, kidnapping, robbery, extortion etc
- There was 1 red alert constituency where 3 or more contesting candidates had pending criminal cases.
- A total of 8 candidates out of 173 i.e. 5% were crorepatis.
- A total of 4 candidates declared zero assets.
- A total of 16 candidates declared liabilities above 5 lakhs.
- Among major parties, the average asset per candidate for INC was Rs. 1.25 crores and for BJP was Rs. 82.92 lakhs.
- 80% of candidates (138 of 173) had not furnished PAN card details.
- Number of women candidates was just 15 (8%) as compared to 163 of men (92%).

\*This chapter would not have been possible without the efforts of several volunteers, groups and organizations from the state. ADR and NEW especially acknowledge with gratitude the efforts of Mr. Gautam Bandyopadhyay, Coordinator, Chhattisgarh Election Watch and Chhattisgarh Action and Research Team and Mr. Uma Prakash Ojha from PRAYAS.

This volume is dedicated to all who were part of the Election Watch.

- More than 35.6% candidates (61 of 173) were graduates & above.
- None of the parties managed to get votes around 50%. The highest votes polled were approx 45% by BJP and about 25% of the total registered voters. INC managed to get 37% votes and 21% of the registered voters.

## **Summary for MPs**

- Out of the 11 MPs, 2 MPs have pending criminal cases against them in Lok Sabha 2009 as compared to 3 MPs with pending criminal cases in Lok Saba 2004. No MP in Lok Sabha 2009 has pending serious criminal cases. Contrasting this with Lok Sabha 2004, 2 MPs (18 %) had serious pending criminal cases.
- Out of 11 MPs in Lok Sabha 2009, 3 MPs were crorepatis as compared to 0 crorepati MPs from Lok Sabha 2004.
- The average asset of a MP in 2004 Lok Sabha was Rs 31.96 lakhs which rose to Rs 1.15 cr in 2009.
- Average asset for a MP from Chhattisgarh was Rs 1.15 crores.
- Out of 15 women candidates, only 2 managed to win. Hence only 18% of MPs from Chhattisgarh in current Lok Sabha are women.

# Voting and winning trend

## Voting analysis

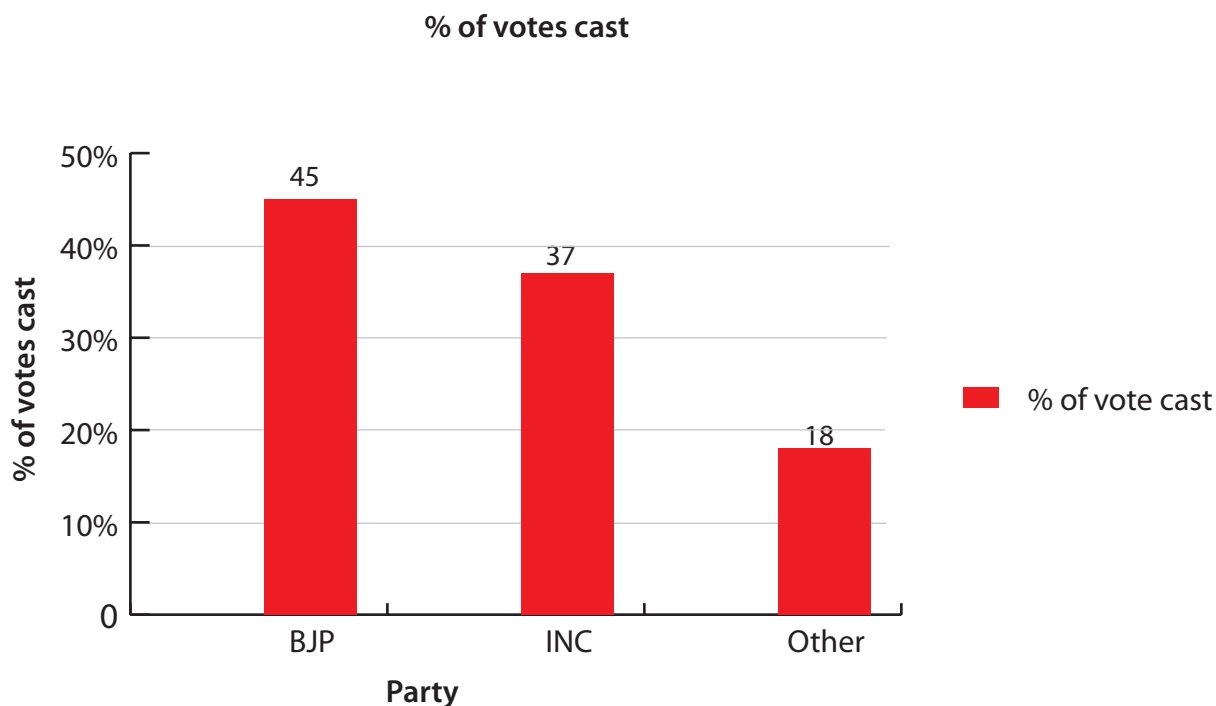
The % of votes polled by the major parties clearly shows that about 82% of the votes polled went either in favor of BJP or INC. Total voting in the state was only 55%. BJP managed approx 45 % of the votes cast and only 25% of the registered voters. INC managed just 37% votes cast and 21% registered voters. The total electorate in Chhattisgarh was 15,472,137 and the total votes cast were 85, 54,643.

**Table: Per cent of votes cast**

Party	Total votes cast for the party	% of votes cast	% of total registered voters
Bharatiya Janta Party (BJP)	3,851,970	45%	25%
Indian National Congress (INC)	3,192,007	37%	21%
Others	1,510,866	18%	10%

Further break-up is given in the table-

**Figure : Per cent of votes cast**



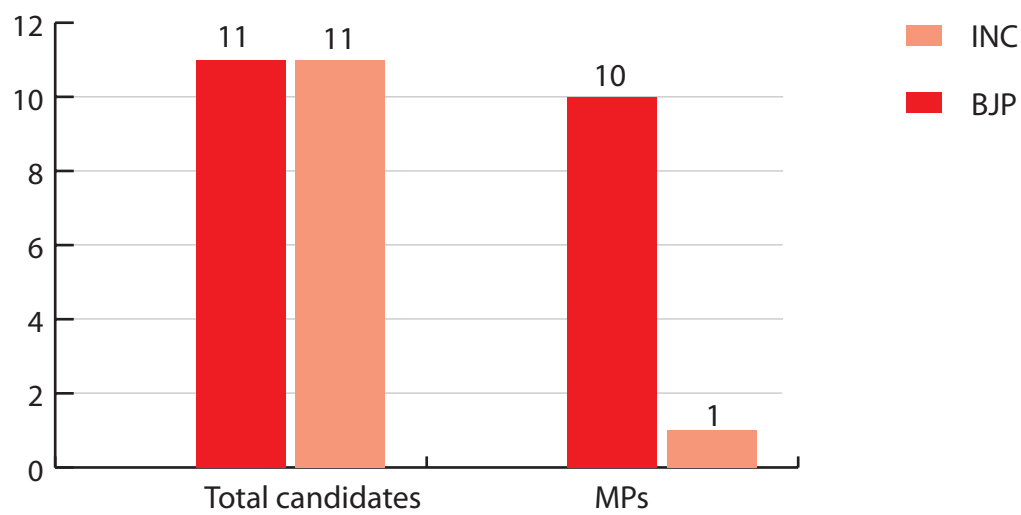
# Candidates Vs MPs

Chhattisgarh has 11 parliamentary constituencies. Maximum numbers of MPs (10) are from BJP followed by 1 of INC. The breakup of MPs as compared to total candidates from the party are-

Table: Candidates vs. MPs - Party-wise

Party	Total candidates	MPs
BJP	11	10
INC	11	1
Total	-	11

Figure: Candidates vs. MPs: Party-wise



# Analysis based on pending criminal cases

## Pending criminal cases- analysis for candidates

Out of the information available for 173 candidates, 9 candidates or 5% declared pending criminal cases against them. Out of these 9 candidates with pending criminal cases, 5 had pending serious criminal cases like murder, attempt to murder, kidnapping, robbery, extortion etc.

## Party wise break up for candidates with pending criminal cases

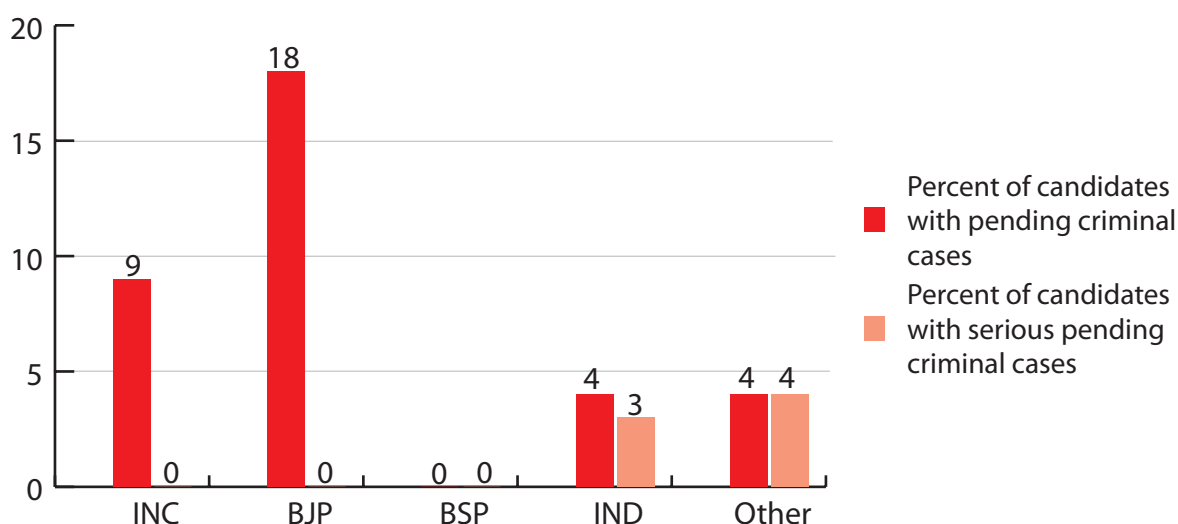
Total 9 candidates contesting elections from Chhattisgarh had pending criminal cases against them. Out of the 11 candidates of INC, 1 (9%) had pending criminal cases. 2 candidates out of 11 candidates of BJP (18%) had declared pending criminal cases.

Out of these 9 candidates with pending criminal cases, 5 had pending serious criminal cases against them. These serious cases include murder and related charges, kidnapping, extortion, dacoity, theft, robbery etc. The break up is given in the table below.

**Table: Candidates with pending criminal cases and serious pending criminal cases- Party wise break up**

Party	Total candidates analysed	Candidates with pending criminal cases	Percent of candidates with pending criminal cases	Number of Candidates with pending serious criminal cases	Percent of candidates with pending serious criminal cases
INC	11	1	9%	0	0%
BJP	11	2	18%	0	0%
BSP	11	0	0%	0	0%
IND	92	4	4%	3	3%
Others	48	2	4%	2	4%
Total	173	9	5%	5	3%

**Figure: Comparison of pending criminal cases and serious pending criminal cases for candidates of major parties**



## **Party wise comparison of pending criminal cases on candidates in Lok Sabha 2004 & Lok Sabha 2009**

A comparison between Lok Sabha 2009 & Lok Sabha 2004 elections for candidates of major parties and with pending criminal cases is given below. The number of candidates with pending criminal cases remained constant in 2009 elections for both BJP as well as INC when compared to 2004 elections.

**Table: Comparison Lok Sabha 2004 vs. Lok Sabha 2009**

Party	Lok Sabha 2004			Lok Sabha 2009		
	Number of candidates analysed	candidates with pending criminal cases	% of candidates with pending criminal cases	Number of candidates analysed	candidates with pending criminal cases	% of candidates with pending criminal cases
BJP	11	2	18%	11	2	18%
INC	11	1	9%	11	1	9%
IND	32	4	13%	92	4	4%
Others	43	3	7%	59	2	3%
Total candidates	97	10	10%	173	9	5%

## Details of candidates based on pending criminal cases

The table below lists the details of candidates with serious pending criminal cases. None of the candidates with serious pending criminal cases managed to win in the Lok Sabha 2009 elections. The detailed list is given below.

S No.	Name	Constitu- ency	Party	Serious IPC Counts	Total no. of cases	Details of serious IPC counts	Won/Lost
1	Madhusudan Mishra	Raipur	ABHM	4	1	4 charges related to forgery and cheating	Lost
2	Bharat Bhushan Pandey	Raipur	IND	1	2	1 charge related to obscene acts and songs	Lost
3	Heera Singh Markam	Korba	GGP	1	1	1 charge related to cheating	Lost
4	Ramesh Ahuja	Bilaspur	IND	1	1	1 charge related to voluntarily causing hurt	Lost
5	Ajay Jaiswal	Rajnandgaon	IND	1	1	1 charge related to obscene acts and songs	Lost

## Pending criminal cases- analysis for MPs

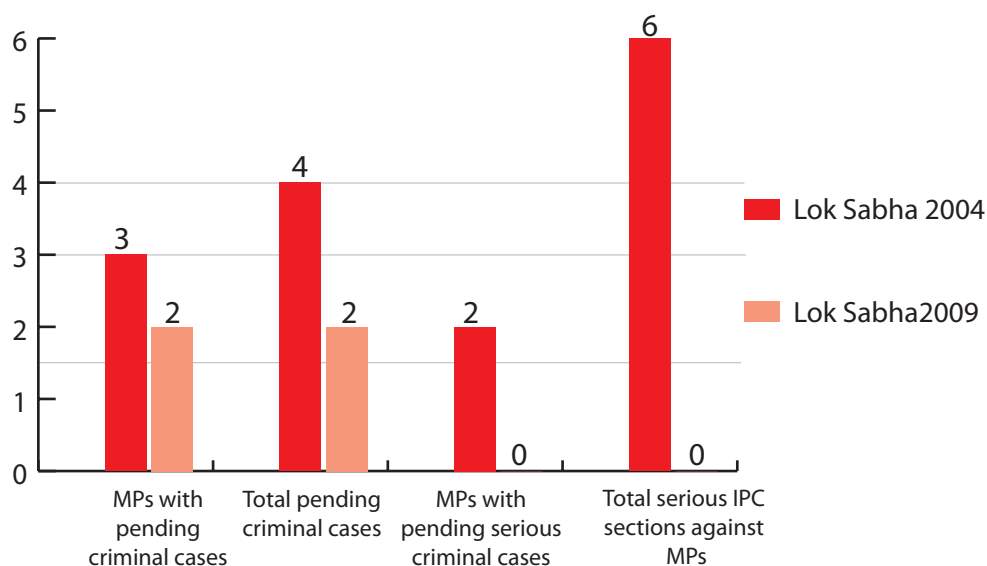
Out of the 11 MPs, 2 MPs have pending criminal cases against them in Lok Sabha 2009 as compared to 3 MPs with pending criminal cases in Lok Saba 2004. No MP in Lok Sabha 2009 has pending serious criminal cases. Contrasting this with Lok Sabha 2004, 2 MPs (18 %) had serious pending criminal cases.

Given below is a comparative analysis for MPs with pending criminal cases elected from Chhattisgarh. The presence of MPs with pending criminal cases from Chhattisgarh in Lok Sabha has decreased by 33%. There has been a 50% decrease in total pending criminal cases against MPs in 2009 elections as compared to 2004 elections. 2009 elections witnessed a decline in number of MPs with pending serious criminal cases against them by 100%.

**Table: Comparison Lok Sabha 2004 & 2009- MPs with pending criminal cases**

	Lok Sabha 2004	Lok Sabha 2009	Increase	% increase
No. of MPs with pending criminal cases	3	2	-1	-33%
Total Pending criminal cases	4	2	-2	-50%
No. of MPs with pending serious criminal cases	2	0	-2	-100%
Total serious IPC sections against MPs	6	0	-6	-100%

**Figure: Comparison Lok Sabha 2004 & 2009- MPs with pending criminal cases**



## **Party wise break up for MPs with pending criminal cases**

The 2 MPs with pending criminal cases belong to BJP. The comparison between total candidates and MPs is given below.

**Table: MPs with pending criminal cases- Party wise**

Party	Total Candidates analysed	Total MPs	MPs with pending Criminal cases	Percentage of MPs with pending Criminal cases	MPs with Serious pending Criminal Cases	Percentage of MPs with Serious pending Criminal Cases
BJP	11	10	2	20%	0	0%
INC	11	1	0	0%	0	0%

## **Details of MPs with pending criminal cases**

Details of the 2 MPS with pending criminal cases is given below.

S No.	Name	Constitu-ency	Party	Age	Serious IPC Counts	Total	Details of Serious IPC counts
1	Dilip Singh Judev	Bilaspur	BJP	60	0	1	Accused under section 120B of IPC for criminal conspiracy
2	Madhusudan Yadav	Rajnandgaon	BJP	38	0	1	Accused for house trespass and obstruction of public servant in discharge of public functions.

# Analysis based on assets

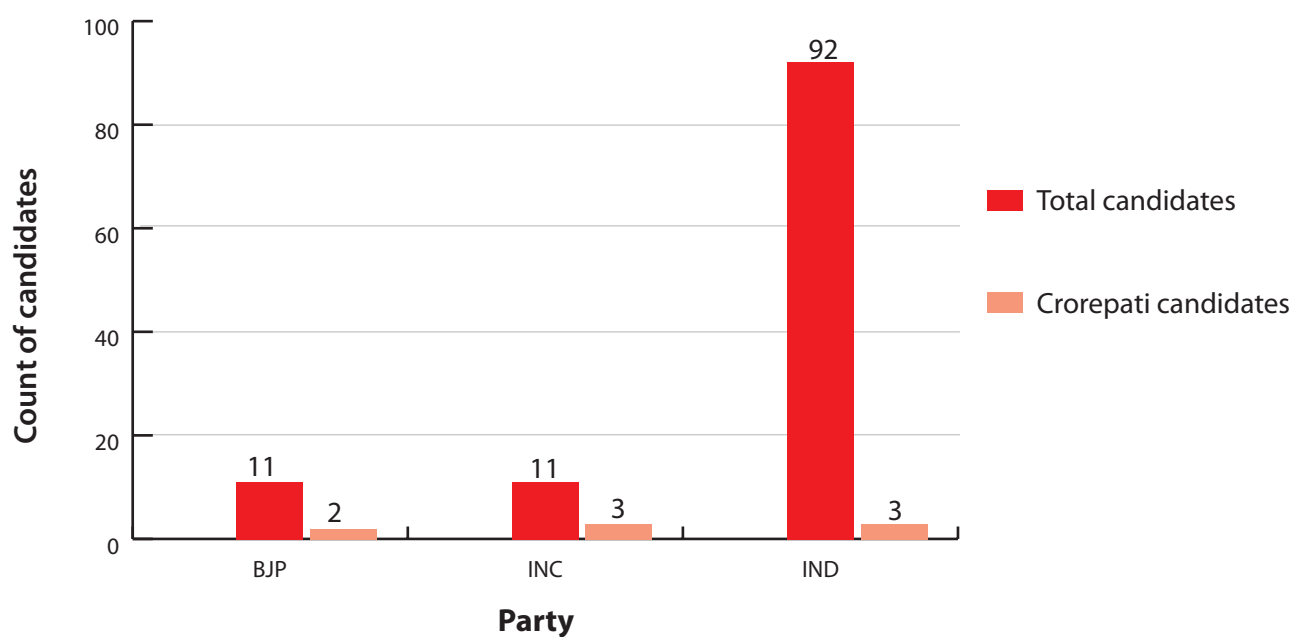
## Analysis based on assets – for candidates

Out of 173 candidates contesting Lok Sabha 2009, 8 were crorepatis. 18% candidates of BJP and 27% candidates of INC were crorepatis.

**Table: Crorepati candidates- Party wise break up**

Party	Total candidates analysed	Crorepati candidates	% of crorepati candidates
BJP	11	2	18%
INC	11	3	27%
IND	92	3	3%
Others	59	0	0%
Total	173	8	5%

**Figure: Crorepati candidates from major parties**



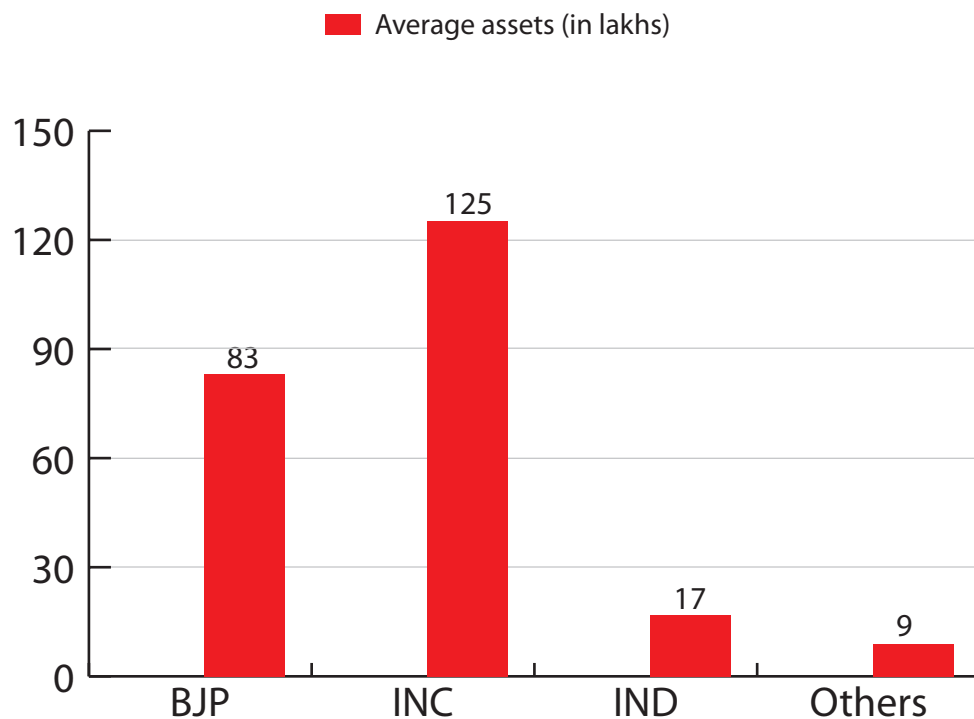
## Average assets for Candidates

For candidates of BJP and INC average assets were approx Rs 82.9 lakhs and 1.25crores respectively. Detailed list is given below.

**Table: Average assets for candidates Party wise**

Party	Average Assets	Candidate Count
BJP	Rs. 82, 91, 592~ 82 Lacs+	11
INC	Rs 1,25,66,763 ~ 1 Cror+	11
IND	Rs 17,12,817 ~ 17 Lacs+	92
Others	Rs. 9, 24,321~ 9 Lacs+	59

**Figure: Average assets (in lakhs) for candidates of major parties**



## Details of crorepati candidates

Given below is the list of crorepati candidates who contested Lok Sabha 2009 elections from Chhattisgarh. 3 out of the total 8 crorepati candidates won the election.

**Table: Crorepati Candidates in Chhattisgarh**

S No	Name	Constitu- ency	Party	Movable Assets (Rs)	Immovable Assets (Rs)	Total Assets (Rs)	PAN Given	Won/ Lost
1	Dr. Renu Jogi	Bilaspur	INC	2591783	42975000	45,566,783 4 cr+	Y	Lost
2	Charandas Mahant	Korba	INC	4090114	38614240	42,704,354 4 cr+	Y	Won
3	Dilip Singh Judev	Bilaspur	BJP	8096224	15281500	23,377,724 2 cr+	Y	Won
4	Ramesh Bais	Raipur	BJP	4042391	18434000	22,476,391 2 cr+	Y	Won
5	Rajendra Kumar Sahu	Raipur	IND	7651000	12400000	20,051,000 2 cr+	N	Lost
6	Pradeep Choubey	Durg	INC	1805409	16087150	17,892,559 1 cr+	N	Lost
7	Tarachand Sahu- Bhilai Nagar	Durg	IND	2614928	15000000	17,614,928 1 cr+	Y	Lost
8	Praveen Jain	Raipur	IND	3903747	8200000	12,103,747 1 cr+	Y	Lost

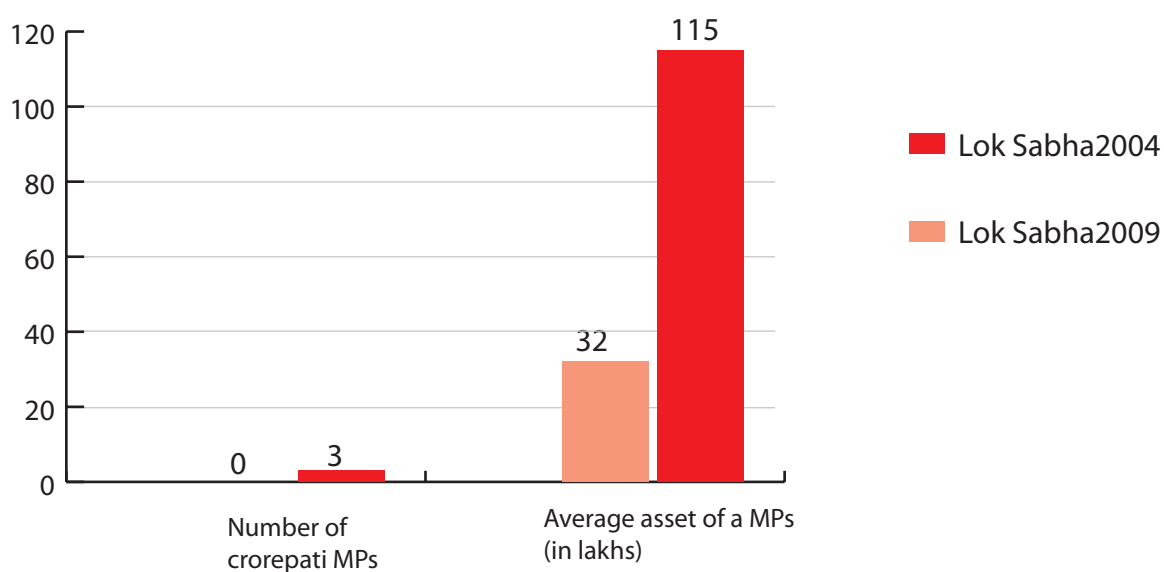
## Analysis based on assets- for MPs

Out of 11 MPs in Lok Sabha 2009, 3 MPs are crorepatis as compared to 0 crorepati MPs from Lok Sabha 2004. The average asset of a MP in 2004 Lok Sabha was Rs 31.96 lakhs which rose to Rs 1.15 cr in 2009. Between 2004 & 2009 there has been an average asset increase of 259% for MPs.

**Table : Comparison Lok Sabha 2004 and Lok Sabha 2009 based on assets**

	In Lok Sabha 2004	In Lok Sabha 2009	Increase	% Increase
Number of crorepatis MPs	0	3	3	0%
Average Asset of a MP (Rs in lakhs)	32	115	83	259%

**Figure: Comparison Lok Sabha 2004 and Lok Sabha 2009 based on assets**



## **Chances of winning based on assets**

As can be seen from the table, the higher the assets the more are the chances of winning of a candidate. 38% of the candidates who declared assets more than 1 crore and above won. On the other hand less than 1% of candidates with assets less than 10 lakhs won. The election results seemed to be highly influenced by the money power of the candidates.

**Table: Chances of winning based on assets**

value of assets	Number of candidates analyzed	Number of MPs	% of MPs
Very high (1 cr and above)	8	3	38%
High (50 lakhs to 1 cr)	18	4	22%
Medium (50 lakhs to 10 lakhs)	44	3	7%
Low (less than 10 lakhs)	103	1	1%

## **Crorepati MPs- Party wise break up**

20% MPs of BJP are crorepati. 1 out of the total 3 crorepati candidate of INC won the election.

**Table: Crorepati MPs- Party wise break up**

Party	Total candidates analysed	Total crorepati candidates	Total MPs	Total crorepati MPs	% of crorepati MPs
BJP	11	2	10	2	20%
INC	11	3	1	1	100%
Grand Total	-	5	11	3	27%

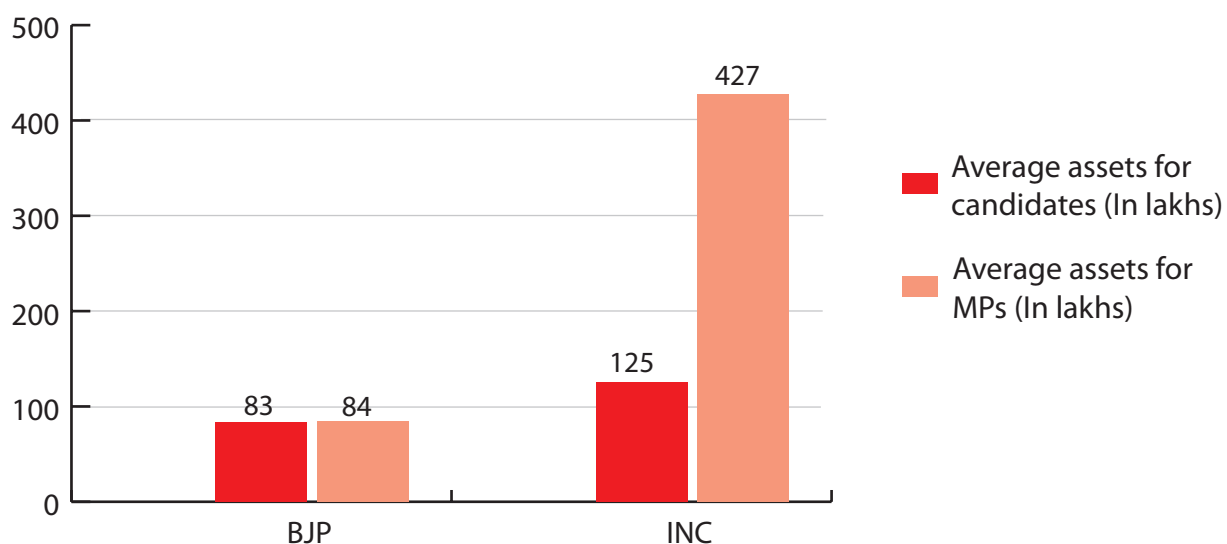
## Average assets per MP for major parties

Average asset for a MP from BJP is Rs 84 lakhs, and for INC is Rs 4.27 crores.

**Table: Average assets for MPs**

Party	No of candidates	Average assets for candidates	No of MPs	Average assets for MPs
BJP	11	Rs 82,91,592 ~ 82 Lacs+	10	Rs 84,00,723 ~ 84 Lacs+
INC	11	Rs 1,25,66,763 ~ 1 Cror+	1	Rs 4,27,04,354 ~ 4 Cror+

**Figure: Comparison average assets for candidates & MPs in Lok Sabha 2009**



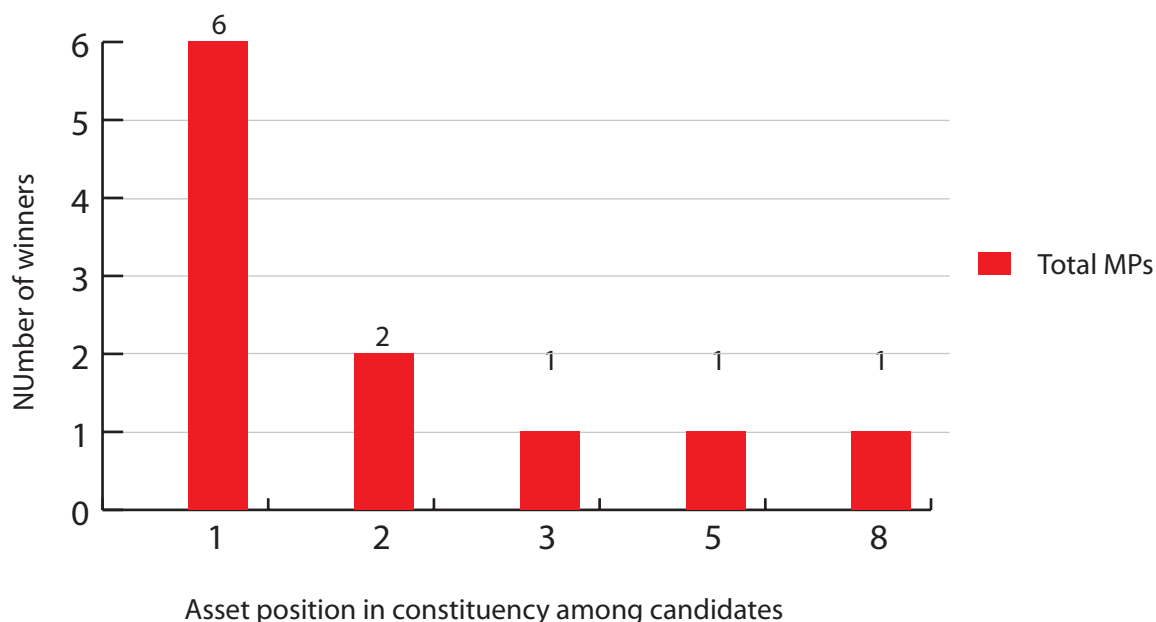
## Asset position in constituency among candidates and chances of winning

The following table gives an analysis of asset position in constituency among candidates (highest asset to lowest asset) and their chances of winning. From 6 constituencies i.e. 55% constituencies, candidates with highest declared assets according to their own self sworn affidavits emerged as MPs. From 18% constituencies candidates with second highest declared assets won. The number of MPs kept decreasing according to their position based on assets in the constituency as per their self declared affidavits.

**Table: Position in constituency based on assets and MPs**

Position in constituency based on assets	Total MPs	% of MPs
1	6	55%
2	2	18%
3	1	9%
5	1	9%
8	1	9%
Grand Total	11	100%

**Figure: Asset position in constituency among candidates and MPs**



## Details of MPs based on maximum assets

The table given below is a list of crorepati MPs from Chhattisgarh.

S No	Name	Constituency	Party	Movable Assets (Rs)	Immovable Assets (Rs)	Total Assets (Rs)	PAN Given
1	Charandas Mahant	Korba	INC	40,90,114	3,86,14,240	4,27,04,354 4 Cror+	Y
2	Dilip Singh Judev	Bilaspur	BJP	80,96,224	1,52,81,500	2,33,77,724 2 Cror+	Y
3	Ramesh Bais	Raipur	BJP	40,42,391	1,84,34,000	2,24,76,391 2 Cror+	Y

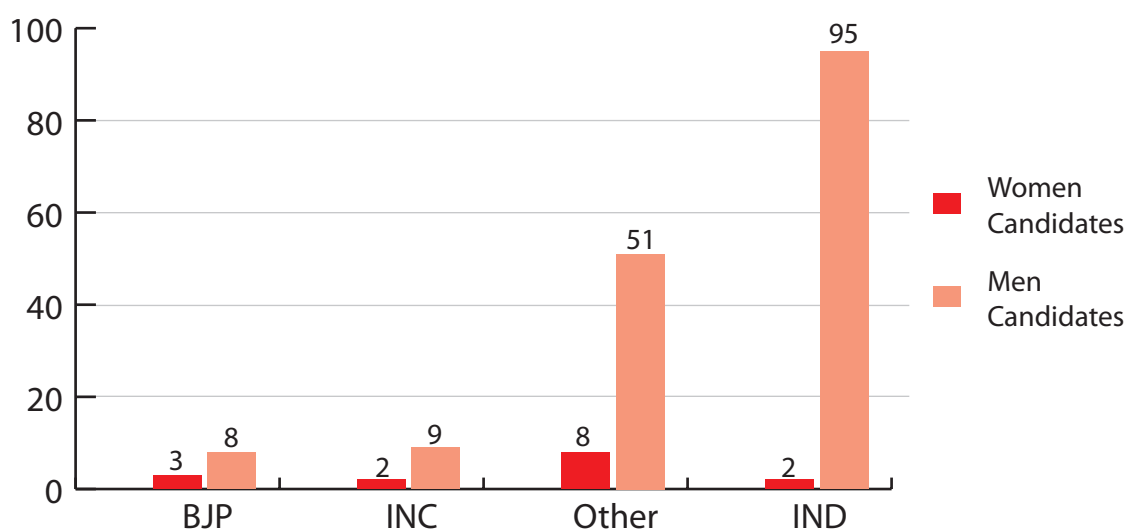
# Female representation in Lok Sabha 2009 elections

Out of the total 178 candidates, only 15 or 9% women contested Lok Sabha 2009 elections from Chhattisgarh. Out of these 15 only 2 or 18% emerged as MPs. The party wise break up for female candidates and MPs vis a vis male candidates and MPs is as below-

**Table: Party wise female representation analysis**

	BJP	INC	Other parties	IND	Total
<b>Women</b>					
Candidates	3	2	8	2	15
MPs	2	0	0	0	2
% Women candidates	27%	18%	14%	2%	9%
% Women MPs	20%	0%	0%	0%	18%
<b>Men</b>					
Candidates	8	9	51	95	163
MPs	8	1	0	0	9
% Men candidates	73%	82%	86%	98%	91%
% Men MPs	80%	100%	0%	0%	82%
<b>Total</b>					
Candidates	11	11	59	97	178
MPs	10	1	0	0	11

**Figure: Candidate distribution based on gender**



# Full Asset and pending criminal cases details

## Assets for all MPs from Chhattisgarh in Lok Sabha 2009

Serial	Name	Constituency	Party	Movable Assets (Rs)	Immovable Assets (Rs)	Total Assets (Rs)	Liabilities	PAN Given
1	Charandas Mahant	Korba	INC	4,27,04,354 4 Cror+	40,90,114 40 Lacs+	3,86,14,240 3 Cror+	16,43,424 16 Lacs+	Y
2	Dilip Singh Judev	Bilaspur	BJP	2,33,77,724 2 Cror+	80,96,224 80 Lacs+	1,52,81,500 1 Cror+	26,76,258 26 Lacs+	Y
3	Ramesh Bais	Raipur	BJP	2,24,76,391 2 Cror+	40,42,391 40 Lacs+	1,84,34,000 1 Cror+	0.00	Y
4	Baliram Kashyap	Bastar	BJP	99,48,590 99 Lacs+	33,16,840 33 Lacs+	66,31,750 66 Lacs+	11,66,014 11 Lacs+	N
5	Sohan Potai	Kanker	BJP	82,61,296 82 Lacs+	27,32,796 27 Lacs+	55,28,500 55 Lacs+	0.00	N
6	Chandulal Sahu (Chandu Bhaiya)	Mahasamund	BJP	68,05,000 68 Lacs+	4,05,000 4 Lacs+	64,00,000 64 Lacs+	13,00,000 13 Lacs+	N
7	Murarilal Singh	Surguja	BJP	57,34,334 57 Lacs+	34,12,334 34 Lacs+	23,22,000 23 Lacs+	3,59,500 3 Lacs+	Y
8	Kamaladevi Patale	Janjgir-Champa	BJP	35,56,426 35 Lacs+	9,74,626 9 Lacs+	25,81,800 25 Lacs+	80,000 80 Thou+	Y
9	Vishu Deo Sai	Raigarh	BJP	23,02,000 23 Lacs+	9,52,000 9 Lacs+	13,50,000 13 Lacs+	0.00	Y
10	Madhusudan Yadav	Rajnandgaon	BJP	11,65,680 11 Lacs+	11,65,680 11 Lacs+	0	0.00	Y
11	SAROJ PAN-DEY	Durg	BJP	3,79,787 3 Lacs+	3,79,787 3 Lacs+	0	6,67,787 6 Lacs+	Y

## Full details of pending criminal cases on MPs from Chhattisgarh

S. No.	Name	State/ Dist	Constituency	Party	Age	Serious IPC Counts	No of Cases in which Ac-cused	No. of Cases in which Con-victed	Total
1	Dilip Singh Judev	CHHATTIS-GARH	Bilaspur	BJP	60	0	1	0	1
Cases (Accused)			IPC Section		Description				
1. IPC Sections - 120(B) , Other Details - section-7 prevention of corruption act			120B		Punishment of criminal conspiracy				
Cases (Convicted) -----No Cases----									
S. No.	Name	State/ Dist	Constituency	Party	Age	Serious IPC Counts	No of Cases in which Ac-cused	No. of Cases in which Con-victed	Total
2	Madhusudan Yadav	CHHATTIS-GARH	Rajnand-gaon	BJP	38	0	1	0	1
Cases (Accused)			IPC Section		Description				
1. IPC Sections - 186,448,427(34) , Other Details -			186		Obstructing public servant in discharge of public functions				
			448		house-trespass				
Cases (Convicted) -----No Cases----									