

# Assam

## Lok Sabha 2009 Elections

# CONTENTS

Executive summary for candidates and MPs .....	275
Voting and winning trend.....	277
Analysis based on pending criminal cases.....	279
Pending criminal cases- analysis for candidates.....	279
Party wise break up for candidates with pending criminal cases .....	279
Party wise comparsion of pending criminal cases on candidates in LS-2004 & LS-2009 .....	280
Details for candidates based on pending criminal cases.....	281
Party wise break up for MPs with pending criminal cases.....	281
Analysis based on assets.....	282
Analysis based on assets – for candidates .....	282
Average assets for Candidates.....	283
Top 10 crorepati candidates.....	284
Analysis based on assets- for MPs.....	285
Chances of winning based on assets.....	286
Crorepati MPs- Party wise break up.....	287
Average assets per MP for major parties .....	288
Asset comparison for candidates and MPs.....	288
Asset position in constituency among candidates and chances of winning.....	289
Details of top 5 MPs based on maximum assets .....	291
Female representation in Lok Sabha 2009 elections .....	291
Full Asset and pending criminal cases details.....	292
Assets for all MPs from Assam in Lok Sabha 2009 .....	292
Full details of pending criminal cases on MPs from Assam .....	293

# Assam Election Watch

## Lok Sabha elections 2009

Lok Sabha 2009 elections were held in two phases in Assam on April 16, 2009 and April 23, 2009. This chapter includes the analysis of voting trend, criminalization, money power, gender etc in these elections. Information provided by ECI and details from the affidavits filed by contesting candidates have been used for above analysis.

### **Growth of political parties**

In Lok Sabha 2004, 17 parties contested which rose to 25 in Lok Sabha 2009 elections. This reflects a rise of 47 % in the number of parties from Lok Sabha 2004 Elections to Lok Sabha 2009 Elections.

### **Growth in number of candidates**

158 candidates contested Lok Sabha 2009 elections from Assam as compared to 116 candidates in Lok Sabha 2004. There was a jump of 36% in number of candidates contesting in 2009.

## **Executive summary for candidates and MPs**

### **Summary for candidates**

- Affidavits of 155 candidates out of 158 contesting Lok Sabha 2009 elections were analyzed by Assam Election Watch\*.
- Out of these 155 candidates, 12 candidates or 8% declared pending criminal cases against them. BJP had 2 out of 7 (29%) candidates with pending criminal cases.
- Out of these 12 candidates with pending criminal cases, 4 had pending serious criminal cases like murder, attempt to murder, kidnapping, robbery, extortion etc.
- There were 26 candidates of three main parties (INC, BJP & AGP) and out of these 26 candidates 4 (15%) had pending criminal cases against them. Comparing this to Lok Sabha 2004 elections, there were 38 candidates

\*This chapter would not have been possible without the efforts of volunteers, groups and organizations from the state. ADR and NEW acknowledge with gratitude the efforts of Mr. Tasaduk Ariful Hussain (Coordinator, Assam Election Watch and NEST); Dr. Abu Naser Ahmed, Dr. Indrani Dutta & Dr. Bhupen Sharma from OKDISCD; Dr. Devaprashad Barua (Rtd. Vice Chancellor of Guwahati University); Dr. Mahphuja Rahman from Guwahati University; Dr. Sunil Kaul from Bongaigaon ANT; Fr Thomas from I-Card; Father Joe from NEDIV; Justice S.N.Phukan (Retd. Judge and Ex President of Human Right Commission); Mr. Amit Goldshith from CASA; Ms. Amiya Sharma & Ms. Anita Dutta from RGVN,GHY; Mr. Dileep Chandam from Asom Bani; Mr. Dushant from Indigenous People's Forum; Mr. Humtsoe from Bethesda; Mr. Joykumar from ERDC; Mr. Kretofil Bhengra & Rudra Sharma from DCDP, Sonitpur; Mr. Lai-kynmaw & Ms. Mayfereen from Grassroots; Mr. Mrinal Gohain from Action Aid, GHY; Mr. Natwar Thakkar from Nagaland Gandhi Ashram; Mr. Nishi Nath Changkakoti (Rtd Director General of Police); Mr. Pachugopal Barua (Rtd. Advocate General); Mr. Prithi Bhushan Deka from GVM, Nalbari; Mr. Rabin Bhai from TAGS; Mr. Rana from People Network Group; Mr. Ravindranath from Rural Volunteer Centre; Mr. Somya Deep Dutta from Natures Becan, Dhubri; Mr. Wasbir Hussain; Ms. Ela from Prodigals Home; Ms. Enakshi Dutta from Catholic Relief Services; Ms. Hekani from Youth Net; Ms. Nirju Bharali from Mahila Samota Society, GHY; Ms. Samhita from NEN GHY; Sr. Myrtle Fernandez from WIN Kharghuli.

This volume is dedicated to all who were part of the Election Watch.

of the same three major parties. Out of these 38 candidates 3 (8%) had pending criminal cases against them.

- There were 6 IPC charges of heinous nature on the candidates which included murder, kidnapping, extortion, etc.
- There was 1 Red Alert constituency, Nowgong, where 3 contesting candidates had pending criminal cases.
- A total of 14 candidates out of 155 i.e. 9% were crorepatis.
- A total of 13 candidates declared liabilities above 5 lakhs.
- Among major parties, the approximate average asset per candidate for ADUF was Rs. 16 crores, for INC was Rs 6 crores.
- 48% of candidates (75 of 155) had not furnished PAN card details.
- Number of women candidates was just 11(7%) as compared to 147 of men (93%).
- 59% candidates (92 of 155) were graduates & above.
- None of the parties managed to get votes anywhere near 50%. The highest votes polled were approx 35% by INC which was about 24% of the total registered voters. BJP and AUDF managed to get approximately 16% of the total votes polled.

## **Summary for MPs**

- All 4 candidates with serious criminal cases pending against them were rejected by the voters.
- The number of crorepati MPs has increased from 2 in Lok Sabha 2004 to 5 in Lok Sabha 2009.
- Among major parties, the approximate average asset per MP for INC was Rs. 2 crores and for BJP was Rs. 55 lacs.
- Average asset for a MP from Assam was Rs 3.23 crores.
- All 14 MPs, declared their PAN details.
- Out of 11 women candidates, only 2 managed to win. Hence only 14% of MPs from Assam in current Lok Sabha are women.

# Voting and winning trend

## The % of votes polled by major parties

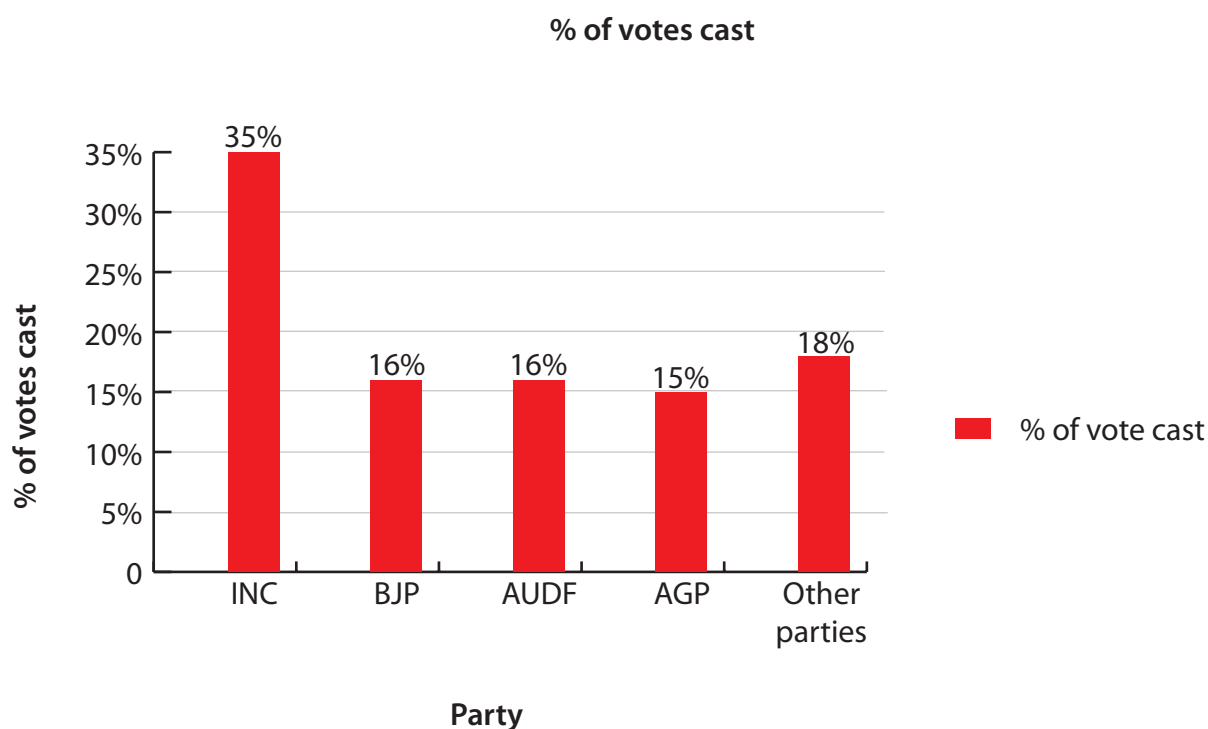
The % of votes cast by four major parties clearly shows that none of the parties got anywhere close to the 50% mark. Total voting in the state was only 69%. INC managed approx 35 % of the votes cast and only 24% of the registered voters. BJP managed just 16% votes cast and 11% registered voters. The total electorate in Assam was 1,74,70,161 and the total votes cast were 1,21,41,171.

Further break-up is given in the table.

**Table: Per cent of votes cast**

Party	Total votes cast for the party	% of votes cast	% of total registered voters
Indian National Congress(INC)	42,35,681	35%	24%
Bhartiya Janta Party(BJP)	19,67,813	16%	11%
Assam United Democratic Front(AUDF)	19,54,901	16%	11%
Asom Gana Parishad(AGP)	17,73,103	15%	10%
Others	22,09,673	18%	13%

**Figure: Per cent of votes cast in Assam- Party wise**



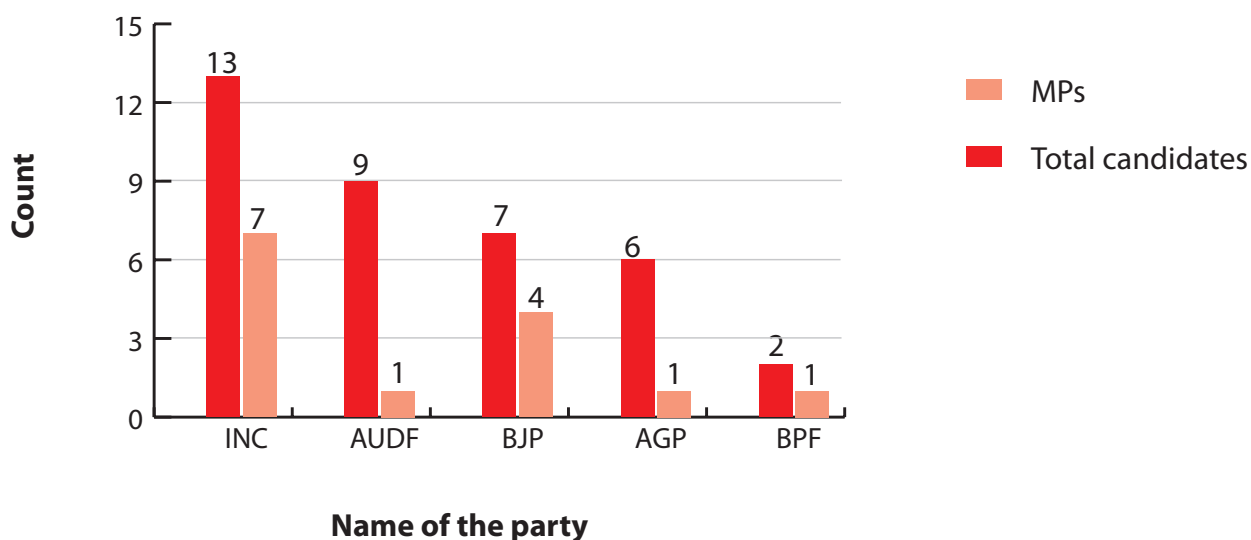
## Candidates Vs MPs

ssam has 14 parliamentary constituencies. Maximum numbers of MPs (7) are from INC followed by 4 of BJP. The breakup of MPs as compared to total candidates from the party are-

**Table: Candidates & MPs – Assam**

Party	No. of candidates	MPs
INC	13	7
AUDF	9	1
BJP	7	4
AGP	6	1
BPF	2	1
Total	-	14

**Figure: Candidates vs MPs- Party wise**



# Analysis based on pending criminal cases

## Pending criminal cases- analysis for candidates

Total 155 affidavits were analyzed by Assam Election Watch for Lok Sabha 2009 elections. Out of these 155 candidates, 12 candidates or 8% declared pending criminal cases against them. Out of these 12 candidates with pending criminal cases, 4 had pending serious criminal cases like murder, attempt to murder, kidnapping, robbery, extortion etc.

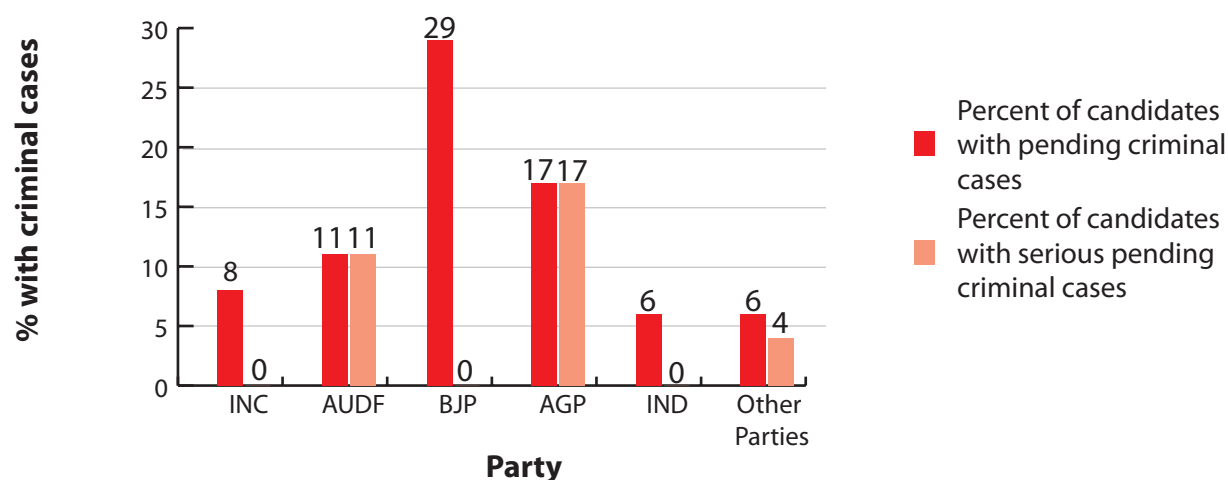
## Party wise break up for candidates with pending criminal cases

A total of 12 candidates contesting elections from ASSAM had pending criminal cases against them. Out of 7 candidates of BJP, 2 (29%) had pending criminal cases.

**Table: Candidates with pending criminal cases and serious pending criminal cases- Party wise break up**

Party	Total candidates analysed	Candidates with pending criminal cases	Percent of candidates with pending criminal cases	Number of Candidates with pending serious criminal cases	Percent of candidates with pending serious criminal cases
INC	13	1	8%	0	0%
AUDF	9	1	11%	1	11%
BJP	7	2	29%	0	0%
AGP	6	1	17%	1	17%
IND	71	4	6%	0	0%
Other Parties	49	3	6%	2	4%
Total	155	12	8%	4	3%

**Figure: Comparison of pending criminal cases and serious pending criminal cases for candidates of main parties from Assam**



## **Party wise comparison of pending criminal cases on candidates in Lok Sabha 2004 & Lok Sabha 2009**

For all 3 major parties- INC, BJP & AGP which contested in the Lok Sabha 2004 and Lok Sabha 2009 elections, the number of candidates with pending criminal cases has increased in 2009 elections as compared to 2004 elections. A detailed analysis is provided below.

**Table: Comparison Lok Sabha 2004 vs. Lok Sabha 2009- candidates with pending criminal cases**

Party	Lok Sabha 2004			Lok Sabha 2009		
	Number of candidates analysed	candidates with pending criminal cases	% of candidates with pending criminal cases	Number of candidates analysed	candidates with pending criminal cases	% of candidates with pending criminal cases
INC	14	1	7%	13	1	8%
BJP	12	1	8%	7	2	29%
AGP	12	1	8%	6	1	17%
Total candidates of 3 major political parties	38	3	8%	26	4	15%



## Details for candidates based on pending criminal cases

The table below lists candidates with most serious pending criminal cases. All these candidates were rejected by the voters.

S No	Name	Constitu- ency	Party	Serious IPC Counts	Total Cases	Details of Serious IPC Counts	Won/ Lost
1	ABDUS SA- MAD AHMED	Barpeta	AUDF	3	2	1 charge of undue influ- ence or personation at an election. 1 charge of voluntarily causing grievous hurt. 1 charge of Kidnapping or abducting	Lost
2	RATNESWAR GOGOI	Lakhimpur	AIFB	1	2	1 charge of voluntarily causing grievous hurt.	Lost
3	PARASHMO- NI SINHA	Tezpur	JMM	1	1	1 charge of extortion.	Lost
4	SRI SAR- BANANDA SONOWAL	Dibrugarh	AGP	1	1	1 charge of murder.	Lost

## Party wise break up for MPs with pending criminal cases

A total of 2 MPs from Assam have pending criminal cases. 1 out of 7 MPs from INC and 1 out of 4 MPs from BJP have pending criminal cases. None of the MPs have seriously pending criminal cases

**Table: MPs with pending criminal cases- Party wise**

Party	Total Candidates analyzed	Total MPs	MPs with pending Criminal Cases	Percentage of MPs with pend- ing criminal cases
INC	13	7	1	14.%
BJP	7	4	1	25.%

# Analysis based on assets

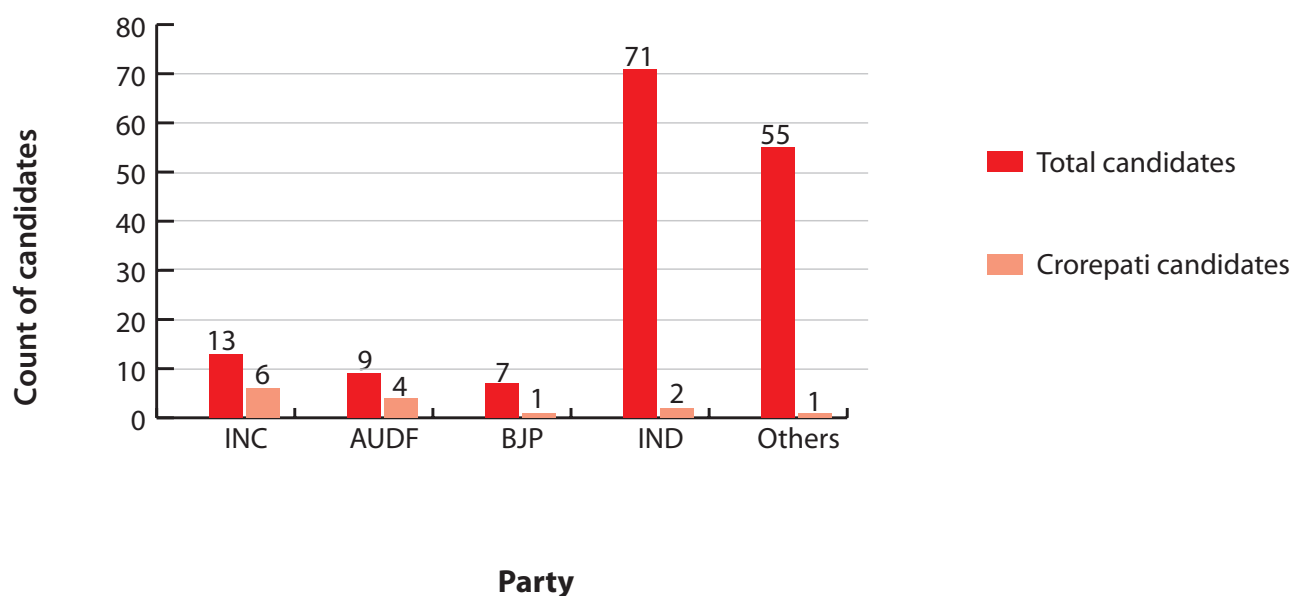
## Analysis based on assets – for candidates

Out of affidavits analyzed for 155 candidates who contested in Lok Sabha 2009 elections, 14 were crorepatis. 46% of candidates of INC were crorepatis and 44% of AUDF's candidates were crorepatis.

**Table: Crorepati candidates- Party wise break up**

Party	Total candidates analysed	Crorepati candidates	% of crorepati candidates
INC	13	6	46%
AUDF	9	4	44%
BJP	7	1	14%
IND	71	2	3%
Others	55	1	2%
Total	155	14	9%

**Figure: Crorepati candidates from major parties**



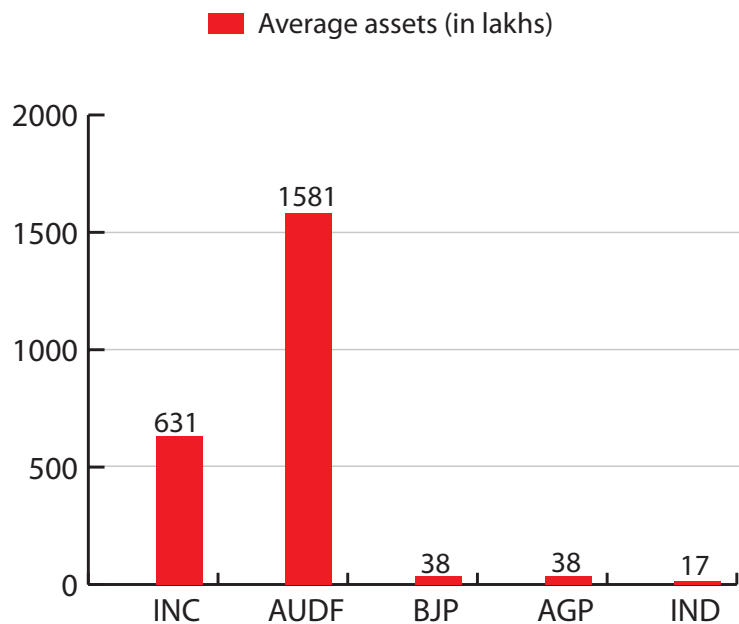
## Average assets for Candidates

Candidates of AUDF had average assets in excess of 15 crores and those of INC had assets in excess of 6 crores. Detailed list is given below.

**Table: Average assets for candidates Party wise**

Party	Average Assets	Candidate Count
INC	Rs 6,31,09,984 ~ 6 Cror+	13
AUDF	Rs 15,81,03,006 ~ 15 Cror+	9
BJP	Rs 38,40,832 ~ 38 Lacs+	7
AGP	Rs 38,99,538 ~ 38 Lacs+	6
IND	Rs 17,17,861 ~ 17 Lacs+	71
Others	Rs 17,01,531 ~ 17 lacs+	49

**Figure: Average assets (in lakhs) for candidates of major parties**



## Top 10 crorepati candidates

Given below is the list of top 10 crorepati candidates who contested Lok Sabha 2009 elections from Assam. 3 of these 10 candidates won.

**Table: Crorepati Candidates in Assam**

S No	Name	Constitu- ency	Party	Age	Movable Assets (Rs)	Immovable Assets (Rs)	Total Assets (Rs)	PAN Given	Won/ Lost
1	MONI KUMAR SUBBA	Tezpur	INC	51	53,71,62,873	4,15,95,423	57,87,58,296 57 Cror+	Y	Lost
2	SIRAJ UDDIN AJ- MAL	Kaliabor	AUDF	52	5,19,95,362	35,32,33,218	40,52,28,580 40 Cror+	Y	Lost
3	SIRAJ UDDIN AJ- MAL	Nowgong	AUDF	52	5,19,95,358	35,30,33,238	40,50,28,596 40 Cror+	Y	Lost
4	Badruddin Ajmal	Silchar	AUDF	54	3,21,26,706	27,15,40,393	30,36,67,099 30 Cror+	Y	Lost
5	BADRUDDIN AJ- MAL	Dhubri	AUDF	54	3,19,80,608	27,15,40,393	30,35,21,001 30 Cror+	Y	Won
6	Sontosh Mohan Dev	Silchar	INC	75	3,55,78,377	6,55,30,000	10,11,08,377 10 Cror+	Y	Lost
7	Nazrul Haque Mazarbhuiyan	Silchar	IND	55	37,64,000	5,03,00,000	5,40,64,000 5 Cror+	Y	Lost
8	RANEE NARAH	Lakhimpur	INC	45	1,80,27,840	3,59,48,450	5,39,76,290 5 Cror+	Y	Won
9	BIREN SINGH ENGTI	Autonomous District	INC	69	26,44,319	2,26,52,750	2,52,97,069 2 Cror+	Y	Won
10	SRI ROMEN CH. BORTHAKUR	Dibrugarh	NCP	48	64,78,553	1,12,37,000	1,77,15,553 1 Cror+	Y	Lost

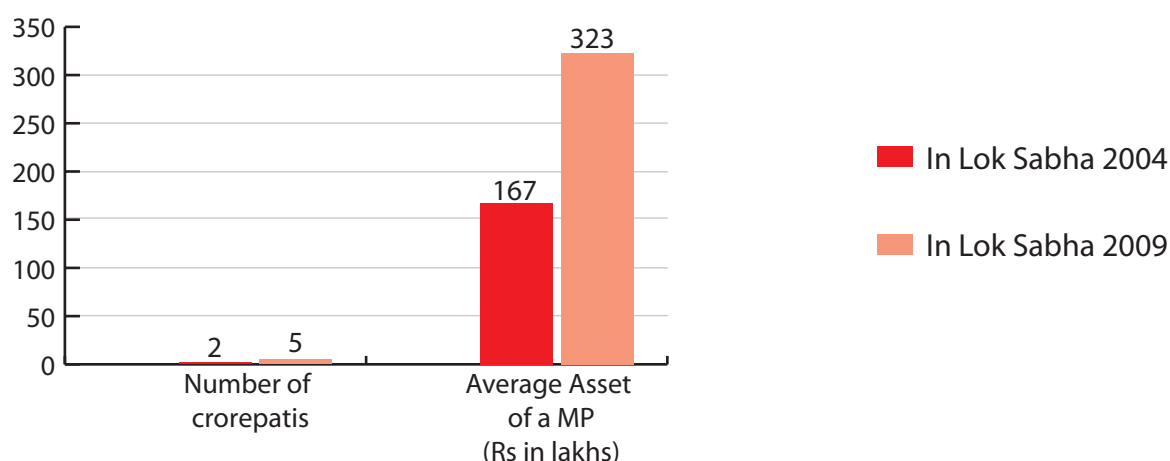
## Analysis based on assets- for MPs

Out of 14 MPs from Assam 5 are crorepatis as compared to 2 crorepatis in Lok Sabha 2004. There has been an increase of 150% in number of crorepati MPs from Lok Sabha 2004. The average asset of a MP in Lok Sabha 2004 was Rs 167 lakhs which rose to Rs 323 lakhs in 2009. Between Lok Sabha 2004 & Lok Sabha 2009 there has been an average asset increase of 93% for MPs.

**Table: Comparison Lok Sabha 2004 and 2009 based on assets**

	In Lok Sabha 2004	In Lok Sabha 2009	Increase	% Increase
Number of crorepatis	2	5	3	150%
Average Asset of a MP (Rs in lakhs)	167	323	156	93%

**Figure: Comparison Lok Sabha 2004 and Lok Sabha 2009 based on assets**



## **Chances of winning based on assets**

As can be seen from the table, the higher the assets the more are the chances of winning of a candidate. In the Lok Sabha 2009 elections, 25% of the candidates who declared assets more than 5 crore and above won and 35% of the candidates who declared assets in between 50 lakhs to 5 crore won. On the other hand there was just 1 MP out of 89 candidates who declared assets of less than 10 lakhs. The election results seemed to be highly influenced by the money power of the candidates

**Table: Chances of winning based on assets**

<b>value of assets</b>	<b>Number of candidates</b>	<b>Number of MPs</b>	<b>% of MPs</b>
Very high (5 cr and above)	8	2	25%
High (50 lakhs to 5 cr)	17	6	35%
Medium (50 lakhs to 10 lakhs)	41	5	12%
Low (less than 10 lakhs)	89	1	1%

## Crorepati MPs- Party wise break up

43% of INC MPs are crorepatis. Party wise details are provided below.

**Table: Crorepati MPs- Party wise break up**

Party	Total candidates analysed	Total crorepati candidates	Total MPs	Total crorepati MPs	% of crorepati MPs
INC	13	6	7	3	43%
AUDF	9	4	1	1	100%
BJP	7	1	4	1	25%
AGP	6	0	1	0	0%

## Average assets per MP for major parties

Average asset for a MP from INC is in excess of Rs 1 crore. Average assets for candidates and MPs from major parties are given below.

**Table: Average assets for MPs**

Party	No of candidates analysed	Average assets for candidates	No of MPs	Average assets for MPs
INC	13	Rs 6,31,09,984 ~ 6 Cror+	7	Rs 1,73,74,333 ~ 1 Cror+
AUDF	9	Rs 15,81,03,006 ~ 15 Cror+	1	Rs 30,35,21,001 ~ 30 Cror+
BJP	7	Rs 38,40,832 ~ 38 Lacs+	4	Rs 55,84,850 ~ 55 Lacs+
AGP	6	Rs 38,99,538 ~ 38 Lacs+	1	Rs 9,36,292 ~ 9 Lacs+

**Figure: Comparison average assets for candidates & MPs in Lok Sabha 2009**





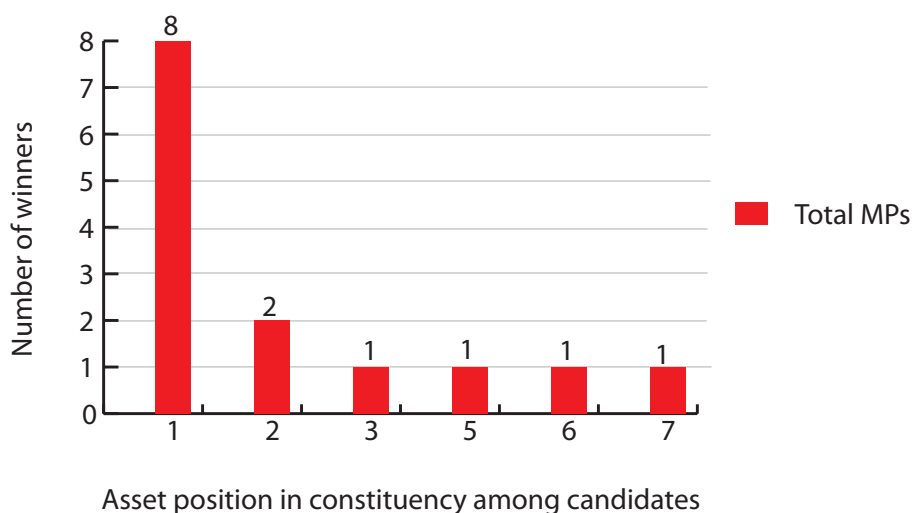
## **Asset position in constituency among candidates and chances of winning**

The following table gives an analysis of asset position in constituency among candidates (highest asset to lowest asset) and their chances of winning. From 8 or 57% constituencies, candidates with highest declared assets according to their own self sworn affidavits emerged as MPs. From 14% constituencies candidates with second highest declared assets won. The number of MPs kept decreasing according to their position based on assets in the constituency as per their self declared affidavits.

**Table: Position in constituency based on assets and MPs**

Position in constituency based on assets	Total MPs	% of MPs
1	8	57%
2	2	14%
3	1	7%
5	1	7%
6	1	7%
7	1	7%
Grand Total	14	100%

**Figure: Asset position in constituency among candidates and MPs**



## Details of top 5 MPs based on maximum assets

The table given below is a list of MPs with top 5 highest assets

S No	Name	Constituency	Party	Age	Movable As-sets (Rs)	Immovable Assets (Rs)	Total Assets (Rs)	PAN Given
1	BADRUDDIN AJMAL	Dhubri	AUDF	54	3,19,80,608	27,15,40,393	30,35,21,001 30 Cror+	Y
2	RANEE NARAH	Lakhimpur	INC	45	1,80,27,840	3,59,48,450	5,39,76,290 5 Cror+	Y
3	BIREN SINGH ENGTI	Autonomous District	INC	69	26,44,319	2,26,52,750	2,52,97,069 2 Cror+	Y
4	BIJOY KRISHNA HANDIQUE	Jorhat	INC	77	24,28,123	1,30,00,000	1,54,28,123 1 Cror+	Y
5	RAJEN GOHAIN	Nowgong	BJP	57	54,29,491	48,61,400	1,02,90,891 1 Cror+	Y

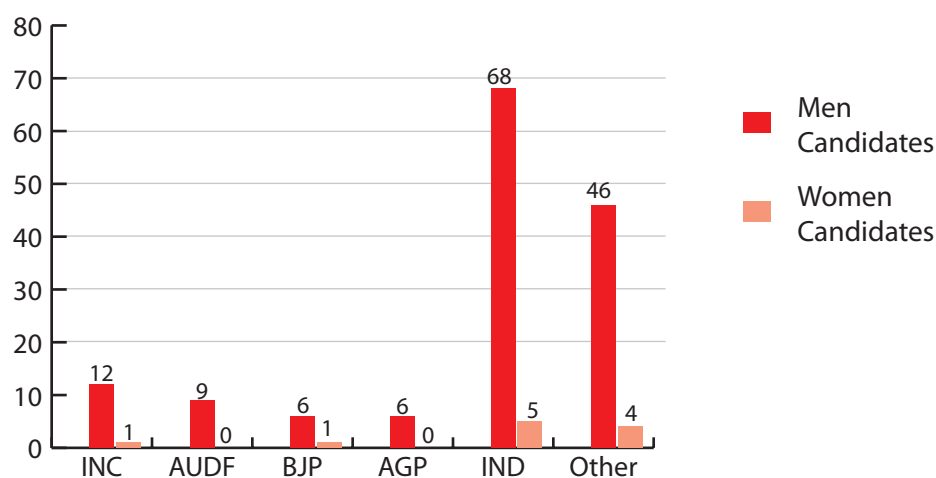
# Female representation in Lok Sabha 2009 elections

Out of 155 candidates, only 11 or 7% women contested Lok Sabha elections from Assam. Out of these 11 only 2 emerged as MPs. The party wise break up for female candidates and MPs vis a vis male candidates and MPs is as below-

**Table: Party wise female representation analysis**

	INC	AUDF	BJP	AGP	IND	Other parties	Total
<b>Women</b>							
Candidates	1	0	1	0	5	4	11
MPs	1	0	1	0	0	0	2
% Women candidates	8%	0%	14%	0%	7%	8%	7%
% Women MPs	14%	0%	25%	0%	0%	0%	14%
<b>Men</b>							
Candidates	12	9	6	6	68	46	147
MPs	6	1	3	1	0	1	12
% Men candidates	92%	100%	86%	100%	93%	92%	93%
% Men MPs	86%	100%	75%	100%	0%	100%	86%
<b>Total</b>							
Candidates	13	9	7	6	73	50	158
MPs	7	1	4	1	0	1	14

**Figure: Candidate distribution based on gender**



# Full Asset and pending criminal cases details

## Assets for all MPs from Assam in Lok Sabha 2009

Se- rial	Name	Constitu- ency	Party	Age	Total Assets (Rs)	Movable Assets (Rs)	Immovable Assets (Rs)	Liabilities	PAN Given
1	BIREN SINGH ENGTI	Autonomous District	INC	69	2,52,97,069 2 Cror+	26,44,319 26 Lacs+	2,26,52,750 2 Cror+	0	Y
2	ISMAIL HUS- SAIN	Barpeta	INC	55	99,31,726 99 Lacs+	16,71,726 16 Lacs+	82,60,000 82 Lacs+	0	Y
3	BADRUDDIN AJMAL	Dhubri	AUDF	54	30,35,21,001 30 Cror+	3,19,80,608 3 Cror+	27,15,40,393 27 Cror+	0	Y
4	SRI PABAN SINGH GHATOWAR	Dibrugarh	INC	60	98,04,014 98 Lacs+	70,60,214 70 Lacs+	27,43,800 27 Lacs+	0	Y
5	BIJOYA CHAKRA- VARTY	Gauhati	BJP	70	23,70,000 23 Lacs+	3,70,000 3 Lacs+	20,00,000 20 Lacs+	0	Y
6	BIJOY KRISH- NA HAND- IQUE	Jorhat	INC	77	1,54,28,123 1 Cror+	24,28,123 24 Lacs+	1,30,00,000 1 Cror+	0	Y
7	DIP GOGOI	Kaliabor	INC	57	25,39,058 25 Lacs+	7,90,011 7 Lacs+	17,49,047 17 Lacs+	0	Y
8	LALIT MOHAN SUKLABAIDYA	Karimganj	INC	68	46,44,051 46 Lacs+	22,44,051 22 Lacs+	24,00,000 24 Lacs+	0	Y
9	SANSUMA KHUNGUR BWISWMUTH- IARY	Kokrajhar	BPF	49	49,54,903 49 Lacs+	18,54,903 18 Lacs+	31,00,000 31 Lacs+	4,64,860 4 Lacs+	Y
10	RANEE NARAH	Lakhimpur	INC	45	5,39,76,290 5 Cror+	1,80,27,840 1 Cror+	3,59,48,450 3 Cror+	0	Y
11	RAMEN DEKA	Mangaldoi	BJP	55	75,79,967 75 Lacs+	19,09,967 19 Lacs+	56,70,000 56 Lacs+	900 9 Hund+	Y
12	RAJEN GO- HAIN	Nowgong	BJP	57	1,02,90,891 1 Cror+	54,29,491 54 Lacs+	48,61,400 48 Lacs+	7,40,165 7 Lacs+	Y
13	KABINDRA PURKAYAST- HA	Silchar	BJP	76	20,98,543 20 Lacs+	57,546 57 Thou+	20,40,997 20 Lacs+	81,279 81 Thou+	Y
14	JOSEPH TOPPO	Tezpur	AGP	60	9,36,292 9 Lacs+	3,06,292 3 Lacs+	6,30,000 6 Lacs+	5,35,000 5 Lacs+	Y

## Full details of pending criminal cases on MPs from Assam

S. No.	Name	State/ Dist	Constituency	Party	Age	Serious IPC Counts	No of Cases in which Ac-cused	No. of Cases in which Con-victed	Total
1	RAJEN GOHAIN	ASSAM	Nowgong	BJP	57	0	1	0	1
Cases (Accused)			IPC Section		Description				
1. IPC Sections - 500,501B,502B,34 , Other Details - CR 2982,08 SDJM Nogaon Date 15-11-2008			34		Acts done by several persons in furtherance of common intention				
			500		defamation				
Cases (Convicted) -----No Cases----									
S. No.	Name	State/ Dist	Constituency	Party	Age	Serious IPC Counts	No of Cases in which Ac-cused	No. of Cases in which Con-victed	Total
2	RANEE NARAH	ASSAM	Lakhimpur	INC	45	0	1	0	1
Cases (Accused)			IPC Section		Description				
1. IPC Sections - 147, 353, 427, 448 , Other Details -			147		rioting				
			353		Assault or criminal force to deter public servant from discharge of his duty				
			427		Mischief causing damage to the amount of fifty rupees				
Cases (Convicted) -----No Cases----			448		house-trespass				

