

**Analysis of Criminal and Financial Details  
of Candidates and MLAs from Assam**

**Based on 2006 Assembly Elections**

**A report by**  
**ASSAM ELECTION WATCH**  
**&**  
**ASSOCIATION FOR DEMOCRATIC REFORMS**

Association for Democratic Reforms  
B-1/6, Hauz Khas  
Delhi-110016  
Ph: 011-65901524  
Email: [adr@adrindia.org](mailto:adr@adrindia.org)

## **ACKNOWLEDGEMENT**

This report would not have been possible without the efforts of volunteers, groups and organization from the Assam. ADR and NEW acknowledge with gratitude the efforts of Mr.Tasaduk Ariful Hussain (Coordinator, Assam Election watch and NEST), Dr. Abu Naser Ahmed, Dr. Indrani Dutta & Dr. Bhupen Sharma from OKDISCD, Dr. Devaprashad Barua (Retd. Vice Chancellor of Guwahati university), Dr. Mahaphija rahman from Guwahati University, Dr. Sunil Kaul from Bongaigaon ANT, Fr Thomas from I-Card, Father Joe from NEDIV, Justice S.N. Phukan (Retd. Judge and Ex.President of Human Rights Commission), Mr.Amit Goldshith from CASA, Ms. Amiya Sharma and Ms. Anita Dutta from RGVN, Guwahati, Mr. Dileep Chandam from Asom Bani, Mr. Dushyant from Indigenous People's Forum, Mr. Humtsoe from Bethesda, Mr. Joykumar from ERDC, Mr. Kretofil Bhengra and Rudra Sharma from DCDP, Sonitpur, Mr. Laikynmaw & Ms.Mayfereen from Grassroots, Mr. Mrinal Gohain from Action Aid, Mr. Natwar Thakkar from Nagaland Gandhi Ashram, Mr. Nishi Nath Changajoti (Retd. Director General of Police), Mr. Pachugopal Barua (Retd. Advocate General), Mr.Prithi Bhusahan Deka from GVM, Nalbari, Mr.Rabin Bhai from TAGS, Mr. Rana from People Network Group, Mr.Ela from Prodigals Home, Ms. Enakshi Dutta from Catholic Relief Services, Ms. Hekani from Youth Net, Ms.Nirju Bharali from Mahila Samota Society, Guwahati, Ms. Samhita from NEN GHY and Sr.Myrtle Fernandez from WIN Kharghuli.

## CONTENTS

<b>ASSAM 2006 ASSEMBLY ELECTIONS.....</b>	<b>3</b>
<b>GROWTH OF POLITICAL PARTIES.....</b>	<b>3</b>
<b>GROWTH IN NUMBER OF CANDIDATES .....</b>	<b>3</b>
<b>EXECUTIVE SUMMARY FOR CANDIDATES AND MLAS .....</b>	<b>3</b>
SUMMARY OF CANDIDATES.....	3
SUMMARY OF MLAS .....	4
<b>VOTING AND WINNING TRENDS .....</b>	<b>5</b>
<b>CANDIDATES VS MLAS .....</b>	<b>6</b>
<b>ANALYSIS BASED ON PENDING CRIMINAL CASES .....</b>	<b>7</b>
PARTY- WISE BREAK UP OF CANDIDATES WITH PENDING CRIMINAL CASES .....	7
SERIOUS IPC COUNTS FOR MAJOR PARTIES- CANDIDATES.....	8
8 CANDIDATES WITH SERIOUS PENDING CRIMINAL CASES.....	9
PARTY- WISE BREAK UP OF MLAS WITH PENDING CRIMINAL CASES .....	10
SERIOUS IPC COUNTS FOR MAJOR PARTIES- MLAS .....	11
5 MLAS WITH MOST SERIOUS PENDING CRIMINAL CASES .....	12
<b>ANALYSIS BASED ON ASSETS.....</b>	<b>13</b>
ANALYSIS BASED ON ASSETS –CANDIDATES .....	13
AVERAGE ASSETS OF CANDIDATES – PARTY- WISE.....	14
TOP 20 CROREPATI CANDIDATES .....	15
CHANCES OF WINNING BASED ON ASSETS .....	16
ANALYSIS BASED ON ASSETS- MLAS.....	16
AVERAGE ASSETS PER MLA FOR MAJOR PARTIES .....	17
ASSET POSITION IN CONSTITUENCY AMONG CANDIDATES AND CHANCES OF WINNING .....	18
CROREPATI MLAS – PAN NOT GIVEN .....	18
<b>DETAILS OF TOP MLAS BASED ON MAXIMUM ASSETS.....</b>	<b>19</b>
<b>WOMEN REPRESENTATION IN ASSAM ASSEMBLY ELECTIONS, 2006.....</b>	<b>20</b>
<b>ANALYSIS OF THE FIRST LIST OF CABINET MINISTERS.....</b>	<b>21</b>
<b>ASSET DETAILS OF MINISTERS.....</b>	<b>22</b>
<b>FULL ASSET DETAILS OF MLAS OF ASSAM 2006 ASSEMBLY ELECTIONS .....</b>	<b>23</b>
<b>FULL DETAILS OF PENDING CRIMINAL CASES ON MLAS OF ASSAM 2006 ASSEMBLY ELECTIONS.....</b>	<b>30</b>
<b>LIST OF SERIOUS IPC SECTION CONSIDERED FOR THIS REPORT .....</b>	<b>32</b>

## Assam 2006 Assembly Elections

The Assam Assembly Elections was held on March, 2006. This chapter includes the analysis of voting trends, criminalization of politics, use of money power, gender disparities etc in these elections. Information provided by the Election Commission of India and details from the affidavits filed by the candidates have been analyzed for this report.

### Growth of political parties

In Assam 2001 Assembly Elections, 27 parties (including independent candidates) contested elections, which rose to 30 (including independent candidates) in 2006 Assembly Elections. This reflects a rise of 11% in the number of parties from Assam 2001 Assembly Elections to Assam 2006 Assembly Elections.

### Growth in number of candidates

A total of 997 candidates from 30 parties and independent contested Assembly poll in 2006 as compared to 916 candidates and independent as well as those from 27 parties in 2001 Assembly Elections. This shows a growth of 9% in the number of candidates who contested the Assembly Election in 2006.

## Executive summary of candidates and MLAs

### Summary of candidates

- Affidavits of 251 out of 997 candidates who contested 2006 Assam Assembly Elections were analyzed by Assam Election Watch (AEW).
- Out of these 251 candidates analyzed, 16 candidates or 6% declared pending criminal cases against them. Out of 56 candidates of AGP analyzed, 3 candidates or 5% have declared pending criminal cases against them, 2 out of 21 (10%) of AUDF candidates and 2 out of 3 (67%) candidates of NCP and 1 (1%) candidate, out of 97 candidates of INC also have pending criminal cases against them.
- Out of these 16 candidates with pending criminal cases, 8 had serious pending criminal cases like murder, attempt to murder, kidnapping, robbery, extortion etc. AGP and AUDF had 2 candidates with pending serious criminal cases. NCP had 1 candidate with pending serious criminal cases.
- There were 174 candidates analyzed from the three main parties (INC, AGP, and AUDF) and out of these 174 candidates analyzed, 6 candidates (3%) had pending criminal cases against them.

- There were 18 IPC charges of heinous nature on the candidates, which included murder, attempt to murder, kidnapping, extortion, etc.
- A total of 22 candidates out of 251 analyzed i.e. 9% were crorepatis.
- A total of 32 candidates out of 251 analyzed declared liabilities above Rs 5 lakhs
- 40% of candidates (100 out of 251 analyzed) had not furnished their PAN card details.
- More than 70% candidates (177 out of 251 analyzed) were graduates & above.
- Number of women candidates was just 70 (7%) as compared to 927 men candidates (93%).

## Summary of MLAs

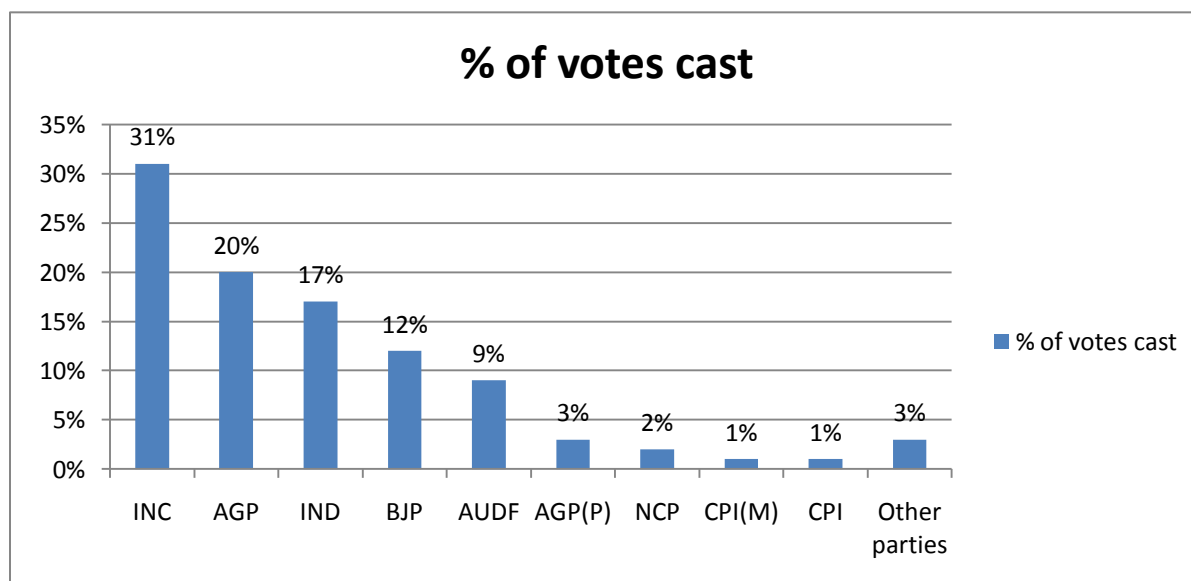
- Affidavits of 125 MLAs were analyzed by Assam Election Watch (AEW).
- Of the 8 candidates analyzed with the most serious pending criminal cases against them, 5 won. While the remaining 3 lost the Elections
- Out of 125 MLAs analyzed, 7 MLAs or 6% have pending criminal cases against them.
- Out of these 7 MLAs with pending criminal cases, there were pending serious criminal cases against 5 MLAs (4%).
- A total of 15 MLAs or 12% out of 125 MLAs analyzed were crorepatis.
- Among major parties, the average asset per MLAs for AUDF was Rs.3 crore, for BJP was Rs.65 Lacs, for INC was Rs. 51 Lacs and for AGP was Rs. 29 Lacs.
- Average asset for a MLA from Assam was Rs 65.40 lakhs.
- Out of 125 MLAs analyzed, only 84 declared their PAN details.
- Out of 70 women candidates, only 13 won. Hence only 10% of MLAs in the current Assam Assembly are women

## Voting and winning trends

The percentage of votes polled for major parties clearly shows that none of them got anywhere close to the 50% mark. INC managed approximately 31% of the votes cast which was about 24% of the registered voters while AGP managed just 20% votes cast or 15% of registered voters. The total electorate in the Assam was 1,74,34,019 and the total votes cast were 1,31,99,969. Party-wise breakup of total votes cast and total registered votes is given below:

Party	Total votes cast for the party	% of votes cast	% of total registered votes
INC	4102479	31%	24%
AGP	2692123	20%	15%
IND	2191167	17%	13%
BJP	1581925	12%	9%
AUDF	1191500	9%	7%
AGP(P)	331491	3%	2%
NCP	281038	2%	2%
CPI(M)	188901	1%	1%
CPI	134438	1%	1%
Other parties	504907	3%	3%

**Table: % of votes polled**



**Figure: % of votes cast**

## Candidates vs MLAs- party-wise

Assam has 126 assembly constituencies. Maximum number of MLAs are from INC (53), followed AGP with 24 MLAs. The breakup of MLAs as compared to total candidates from the party is given below:

Party	Total candidates	MLAs
INC	120	53
AGP	100	24
BJP	125	10
AUDF	69	10
CPI (M)	16	2
CPI	9	1
NCP	45	1
Others	513	25

Table: Party-wise break up of candidates & MLAs- Assembly 2006

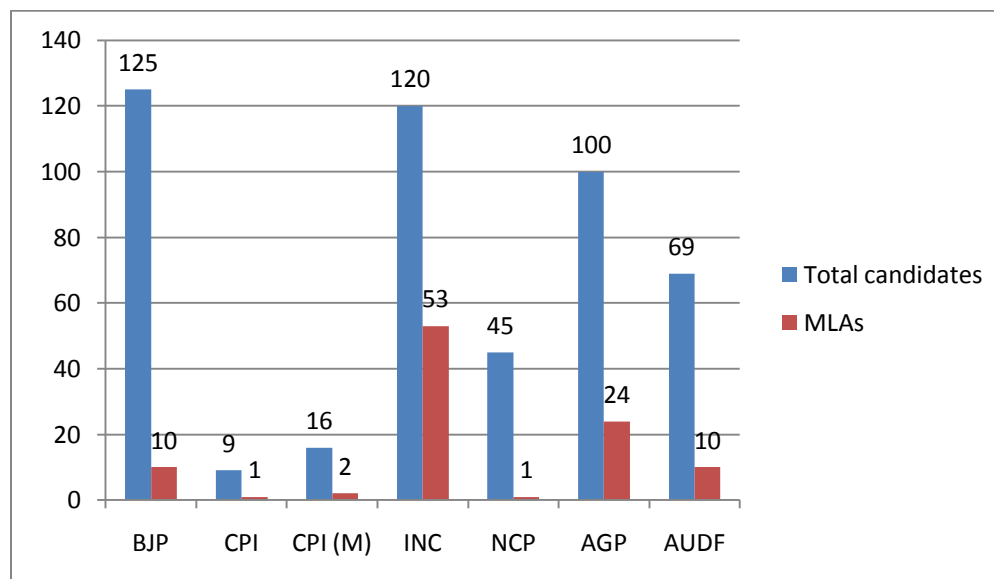


Figure: Candidates vs MLAs- party wise

## Analysis based on pending criminal cases

### Analysis based on pending criminal cases- candidates

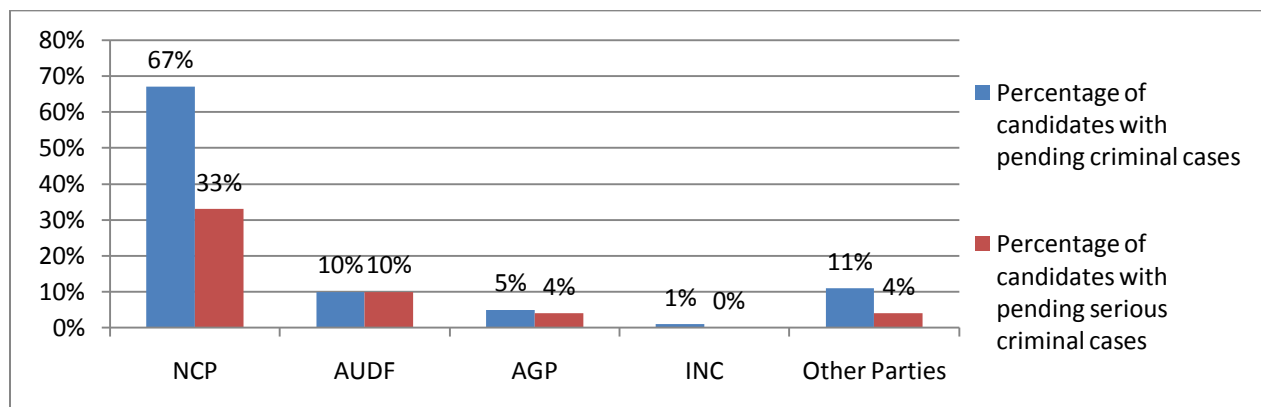
A total of 251 affidavits were analyzed by Assam Election Watch (AEW) for 2006 Assembly Elections. Out of these 251 candidates analyzed, 16 or 6 % declared pending criminal cases against them. Out of these 16 candidates with pending criminal cases, 8 had serious pending criminal cases like murder, attempt to murder, kidnapping, robbery, extortion etc. against them.

### Party-wise break up of candidates with pending criminal cases

A total of 16 candidates who contested Assam 2006 Assembly Elections had pending criminal cases against them. Out of 56 candidates analyzed from AGP, 3 (5%) candidates had pending criminal cases against them. 2 out of 21 (10%) from AUDF and 2 (67%) out of 3 from NCP candidates analyzed had pending criminal cases against them. Out of 97 candidates from INC, 1 (1%) had pending criminal cases against him. The party- wise break up is given below:

Party	Total Candidates analyzed	Candidates with pending criminal cases	Percent of candidates with pending criminal cases	Number of candidates with pending serious criminal cases	Percent of candidates with pending serious criminal cases
AGP	56	3	5%	2	4%
AUDF	21	2	10%	2	10%
NCP	3	2	67%	1	33%
INC	97	1	1%	0	0%
Other Parties	74	8	11%	3	4%
Total	251	16	6%	8	3%

**Table: Candidates with pending criminal cases and serious pending criminal cases- party-wise break up**



**Figure: Comparison of pending criminal cases and serious pending criminal cases for candidates of main parties from Assam**



## Serious IPC counts for major parties- candidates

The table below shows the breakup of serious IPC sections for candidates of major parties. Serious crimes have been distributed in categories of violent crimes, theft related crimes, finance related crimes and other serious crimes.

	IPC Description	AUDF	AGP	NCP	Others	Total
<b>IPC/Party</b>						
<b>VIOLENT CRIMES:</b>						
300 301 302 303 304 304A 304B 305 306 308	Murder & related	0	0	0	3	3
307	Attempt to murder	0	0	0	3	3
321 322 323 324 325 326 327 328 329 330 331 332 333 334 335	Voluntarily causing hurt by dangerous weapons or means	0	1	1	4	6
<b>Total Violent Crimes</b>		<b>0</b>	<b>1</b>	<b>1</b>	<b>10</b>	<b>12</b>
<b>ROBBERY, EXTORTION, THEFT, CHEATING ETC</b>						
<b>IPC/Party</b>						
378 379 380 381 382	theft related	1	1	0	1	3
<b>Total Robbery/Theft Crimes</b>		<b>1</b>	<b>1</b>	<b>0</b>	<b>1</b>	<b>3</b>
<b>OTHER SERIOUS CRIMES</b>						
121 121A 122 123 124 124A	Waging or attempting to wage war or concealing with intent to facilitate design to wage war	0	0	0	1	1
294	Obscene acts and songs	1	0	1	0	2
<b>Total Other Serious crimes</b>		<b>1</b>	<b>0</b>	<b>1</b>	<b>1</b>	<b>3</b>
<b>Grand Total all serious crimes</b>		<b>2</b>	<b>2</b>	<b>2</b>	<b>12</b>	<b>18</b>

**Table: Serious IPC section break-up for major parties**

## 8 candidates with serious pending criminal cases

The table below lists the 8 candidates with most serious pending criminal cases. Almost all of them had pending criminal cases of murder, attempt to murder, kidnapping, dacoity etc. Mr. Kushal Dowari of Thowra constituency in Assam had 6 serious IPC counts including murder, attempt to murder etc. pending against him. Out of these 8 candidates with most serious pending criminal cases, 5 won and rest 3 lost. The detailed list is given below.

Serial	Name	State/ District	Constituency	Party	Serious IPC Counts	Total No of Cases	Brief Details of serious IPC Counts	Won/ Lost
1	KUSHAL DOWARI	Sibsagar	Thowra	IND	6	6	2 charges related to Murder(IPC section-302) 2 charges related to Attempt to murder(IPC section-307) 1 charges related to Voluntarily causing hurt by dangerous weapons or means(IPC section-324) 1 charges related to voluntarily causing grievous hurt(IPC section-325)	Won
2	PADMA MAIBANGSA	Karbi Anglong	Diphu	IND	5	1	1 charges related to Murder(IPC section-302) 1 charges related to Attempt to murder(IPC section-307) 1 charges related to Voluntarily causing grievous hurt by dangerous weapons or means(IPC section-326) 1 charges related to Voluntarily causing hurt by dangerous weapons or means(IPC section-324) 1 charges related to Conspiracy to commit offences punishable by section 121(IPC section-121A)	Lost
3	ALI AKBAR MIAH	Dhubri	Bilasipara West	NCP	2	2	1 charges related to voluntarily causing grievous hurt(IPC section-325) 1 charges related to Obscene acts and songs(IPC section-294)	Lost
4	SIDDEQUE AHMED	Karimganj	Karimganj South	IND	1	2	1 charges related to theft(IPC section-379)	Won
5	PRODIP HAZARIKA	Sibsagar	Amguri	AGP	1	1	1 charges related to voluntarily causing grievous hurt(IPC section-325)	Won
6	SHEIKH A. HAMID	Barpeta	Baghbar	AGP	1	1	1 charges related to theft(IPC section-379)	Lost
7	HAZI SALIM UDDIN BARBHUIYA	Hailakandi	Hailakandi	AUDF	1	1	1 charges related to Theft in dwelling house, etc.(IPC section-380)	Won
8	RASUL HOQUE	Dhubri	Dhubri	AUDF	1	1	1 charges related to Obscene acts and songs(IPC section-294)	Won

**Table: Top 20 Candidates with pending criminal cases**

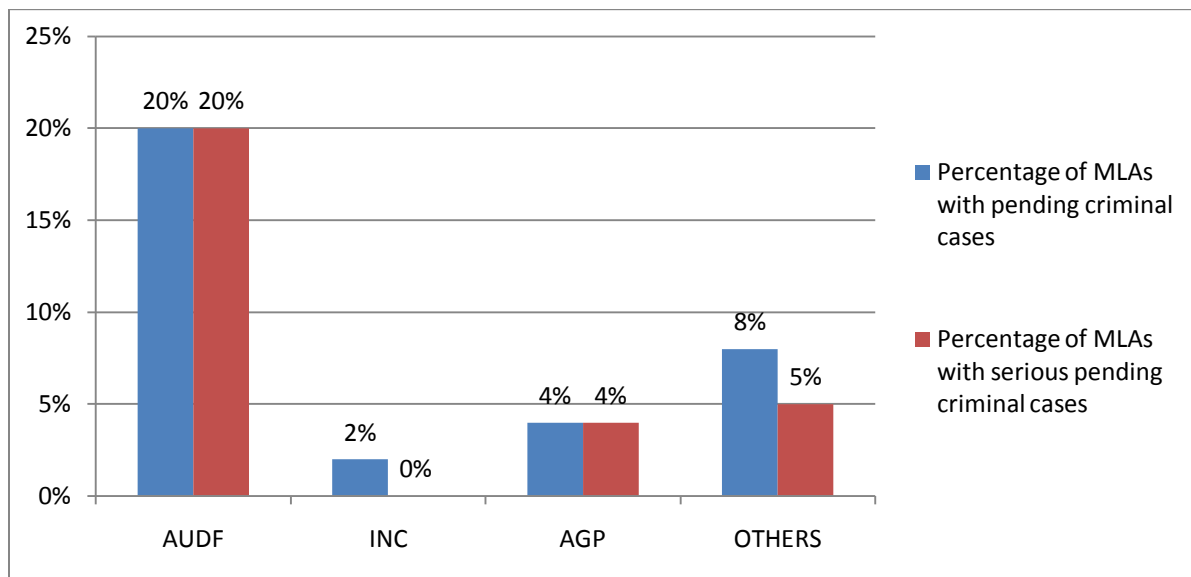
## Analysis based on pending criminal cases-MLAs

Out of total 7 MLAs with pending criminal cases analyzed, 2 MLAs were of AUDF, 1 MLA each from INC and AGP. The comparison between total candidates and MLAs is given below:

### Party-wise break up of MLAs with pending criminal cases

Party	Total candidates analyzed	Total MLAs analyzed	MLAs with pending criminal cases	Percentage of MLAs with pending criminal cases	MLAs with serious pending criminal cases	Percentage of MLAs with serious pending criminal cases
AUDF	21	10	2	20%	2	20%
INC	97	52	1	2%	0	0%
AGP	56	24	1	4%	1	4%
OTHERS	77	39	3	8%	2	5%
Total	251	125	7	6%	5	4%

**Table: MLAs with pending criminal cases- party-wise**



**Figure: % MLAs with pending criminal cases-party-wise**

## Serious IPC counts for major parties- MLAs

There are several cases of violent crimes like murder, attempt to murder, theft, extortion, robbery etc pending against MLAs in Assam 2006 Assembly Elections. The table below gives a summary of all serious violent offences related to murder, kidnapping, extortion, theft, robbery and dacoity. As can be seen from the table, MLAs of AUDF have 2 pending serious IPC counts against them as compared to 1 of AGP.

IPC/Party	IPC Description	AUDF	AGP	OTHERS	TOTAL
<b>VIOLENT CRIME:</b>					
300 302 303 304 304A 304B 305 306 308	Murder & related	0	0	2	2
307	Attempt to murder	0	0	2	2
321322 323 324 325 326 327 328 329 330 331 332 333 334 335	Voluntarily causing hurt by dangerous weapons or means	0	1	2	3
<b>Total Violent Crimes</b>		<b>0</b>	<b>1</b>	<b>6</b>	<b>7</b>
<b>Theft related crimes</b>					
378 379 380 381 382 383, 384	theft related	1	0	1	2
<b>Total Theft related crimes</b>		<b>1</b>	<b>0</b>	<b>1</b>	<b>2</b>
<b>Other serious crimes</b>					
294	Obscene acts and songs	1	0	0	1
<b>Total Other Serious crimes</b>		<b>1</b>	<b>0</b>	<b>0</b>	<b>1</b>
<b>Grand Total all other serious crimes</b>		<b>2</b>	<b>1</b>	<b>7</b>	<b>10</b>

**Table: Serious IPC section break up for MLAs**

## 5 MLAs with most serious pending criminal cases

Given below is a list of MLAs who have most serious pending criminal cases like murder, attempt of murder, extortion, kidnapping, dacoity etc. pending against them.

Serial	Name	State/District	Constituency	Party	Brief Details of serious IPC Counts	Won/Lost
1	KUSHAL DOWARI	Sibsagar	Thowra	IND	2 charges related to Murder, 2 charges related to Attempt to murder, 1 charges related to Voluntarily causing hurt by dangerous weapons or means, 1 charges related to voluntarily causing grievous hurt	Won
2	SIDDEQUE AHMED	Karimganj	Karimganj South	IND	1 charges related to theft	Won
3	RASUL HOQUE	Dhubri	Dhubri	AUDF	1 charges related to Obscene acts and songs	Won
4	HAZI SALIM UDDIN BARBHUIYA	Hailakandi	Hailakandi	AUDF	1 charges related to Theft in dwelling house, etc.	Won
5	PRODIP HAZARIKA	Sibsagar	Amguri	AGP	1 charges related to voluntarily causing grievous hurt	Won

**Table : List of MLAs with most serious pending criminal cases**

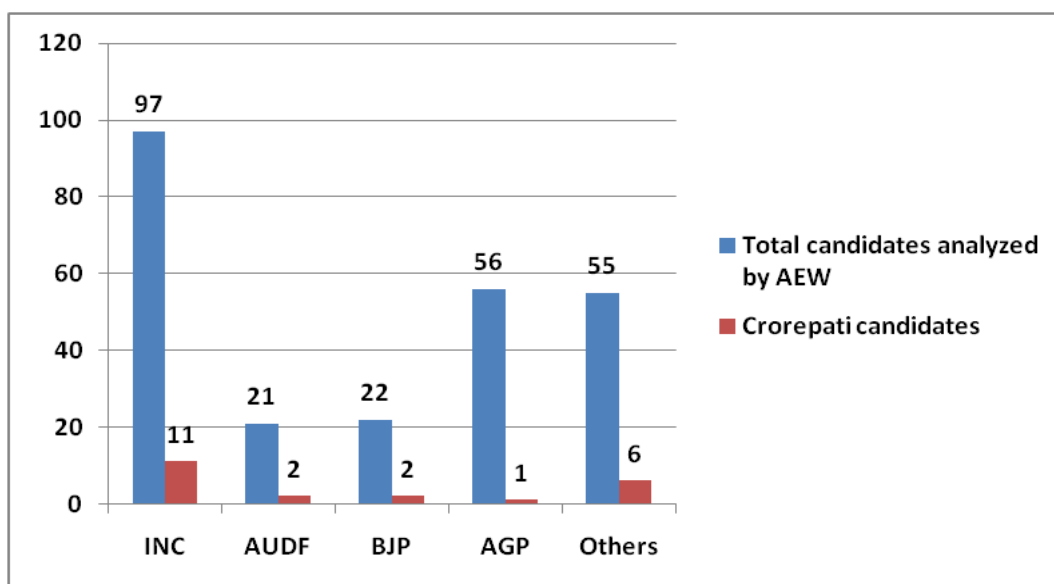
## Analysis based on assets

### Analysis based on assets –candidates

Out of 251 candidates whose affidavits were analyzed by AEW in the Assam 2006 Assembly Elections, 22 were crorepati. 11% of the candidates of INC and more that 10% of AUDF candidates were crorepati.

Party	Total candidates analyzed by AEW	Crorepati candidates	% of crorepati candidates
INC	97	11	11%
AUDF	21	2	10%
BJP	22	2	9%
AGP	56	1	2%
Others	55	6	11%
Total	251	22	9%

**Table: Crorepati candidates- party-wise break up**



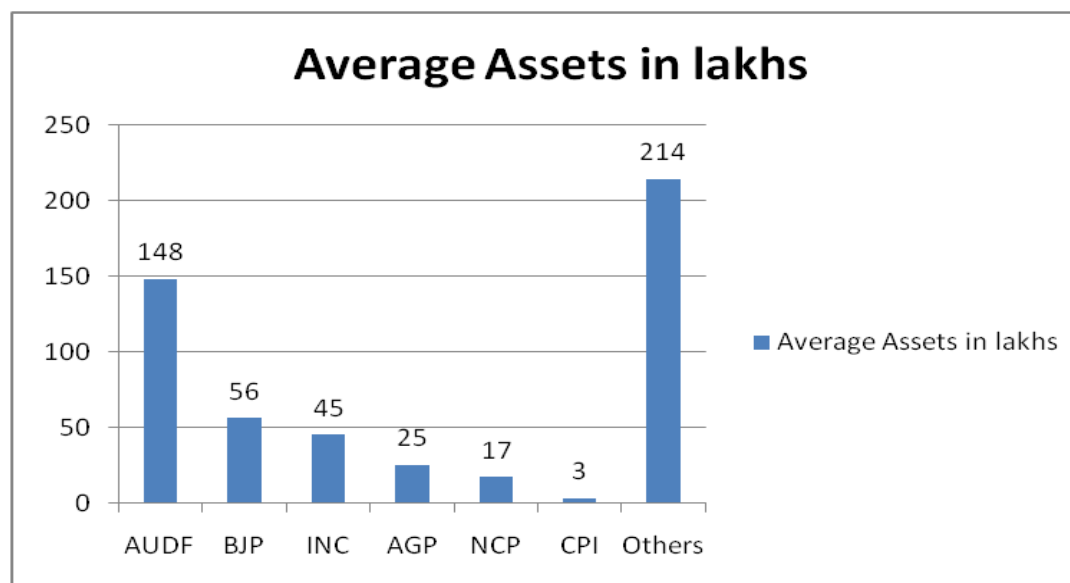
**Figure: Crorepati candidates from major parties**

## Average assets of candidates – party-wise

Candidates of AUDF had average assets in excess of 1 crore and those of INC had assets in excess of 45 Lakhs. Candidates of major parties had substantially more assets than those of other parties. Detailed list is given below:

Party	Total Candidates analyzed	Average Assets
AUDF	21	Rs 1,48,15,829 ~ (1 Cror+)
BJP	22	Rs 56,67,884 ~ (56 Lacs+)
INC	97	Rs 45,34,596 ~ (45 Lacs+)
AGP	56	Rs 25,12,300 ~ (25 Lacs+)
NCP	3	Rs 17,09,091 ~ (17 Lacs+)
CPI	3	Rs 3,80,744 ~ (3 Lacs+)
Others	49	Rs 2,14,90,132 ~ (2 Cror+)

**Table: Average assets for candidates - Party wise**



**Figure: Average assets (in lakhs) of candidates**

## Top 20 crorepati candidates

Given below is the list of top 20 crorepati candidates who contested the Assam 2006 Assembly Elections. A total of 13 out of these 20 candidates won.

Serial	Name	Constituency	Party	Movable Assets (Rs)	Immovable Assets (Rs)	Total Assets (Rs)	PAN Given	Won/Lost
1	BADRUDDIN AJMAL	Jamunamukh	AUDF	1,27,82,911	13,19,22,425	14,47,05,336 14 Cror+	Y	Won
2	BADRUDDIN AJMAL	Salmara South	AUDF	1,27,72,725	13,19,22,425	14,46,95,150 14 Cror+	Y	Won
3	BITHIKA DEV	Silchar	INC	2,26,87,973	3,56,75,617	5,83,63,590 5 Cror+	Y	Won
4	KARTIK SENA SINHA	Patharkandi	BJP	3,31,89,268	1,98,25,000	5,30,14,268 5 Cror+	Y	Won
5	DILIP MORAN	Doom Dooma	BJP	4,43,89,250	19,70,000	4,63,59,250 4 Cror+	Y	Lost
6	ANJAN DUTTA	Amguri	INC	75,74,083	1,86,80,000	2,62,54,083 2 Cror+	Y	Lost
7	PRAFULLA KUMAR MAHANTA	Barhampur	AGP(P)	96,89,129	1,13,87,500	2,10,76,629 2 Cror+	Y	Won
8	BIDYA SING ENGLENG	Diphu	INC	2,68,140	1,98,54,507	2,01,22,647 2 Cror+	N	Won
9	SANJAY RAJ SUBBA	Naoboicha	IND	97,08,376	1,01,08,842	1,98,17,218 1 Cror+	Y	Won
10	JONJONALI BARUAH	Morigaon	INC	28,33,556	1,59,41,238	1,87,74,794 1 Cror+	Y	Lost
11	KAMALENDU BHATTACHARJEE	Udharbond	IND	71,10,808	95,00,000	1,66,10,808 1 Cror+	N	Lost
12	DR. KALYAN KUMAR GOGOI	Dibrugarh	INC	77,24,853	80,75,466	1,58,00,319 1 Cror+	Y	Lost
13	BHUBANESWAR KALITA	Rangiya	INC	19,96,507	1,36,00,000	1,55,96,507 1 Cror+	Y	Lost
14	KUSHAL DOWARI	Thowra	IND	9,18,000	1,34,00,000	1,43,18,000 1 Cror+	Y	Won
15	JITEN GOGOI	Bokakhat	IND	12,95,520	1,23,63,500	1,36,59,020 1 Cror+	Y	Won
16	DR. KAMALA KANTA KALITA	Chaygaon	AGP	55,65,204	68,28,000	1,23,93,204 1 Cror+	Y	Won
17	DR. NAZRUL ISLAM	Laharighat	INC	52,59,770	69,00,000	1,21,59,770 1 Cror+	Y	Won
18	MISBAUL ISLAM LASKAR	Barkhola	INC	12,06,917	1,06,00,000	1,18,06,917 1 Cror+	Y	Lost
19	TARA PRASAD DAS	Sarukhetri	IND	48,70,579	66,18,000	1,14,88,579 1 Cror+	Y	Won
20	RIPUN BORA	Gohpur	INC	46,07,073	64,05,000	1,10,12,073 1 Cror+	Y	Won

**Table: Top 20 Crorepati Candidates in Assam**



## Chances of winning based on assets

As can be seen from the table, the higher the assets the more the chances of winning for a candidate. In Assam 2006 Assembly Election, 75% of the candidates who declared assets more than 2 crore and above won. On the other hand 38% of candidates with assets less than 10 lakh won. The election results seemed to be highly influenced by the money power of the candidates.

Value of assets	No of candidates	No of Winners	% of Winners
2 crores and above	8	6	75%
50 lakhs to 2 crores	39	24	62%
10 lakhs to 50 lakhs	106	58	55%
less than 10 lakhs	98	37	38%

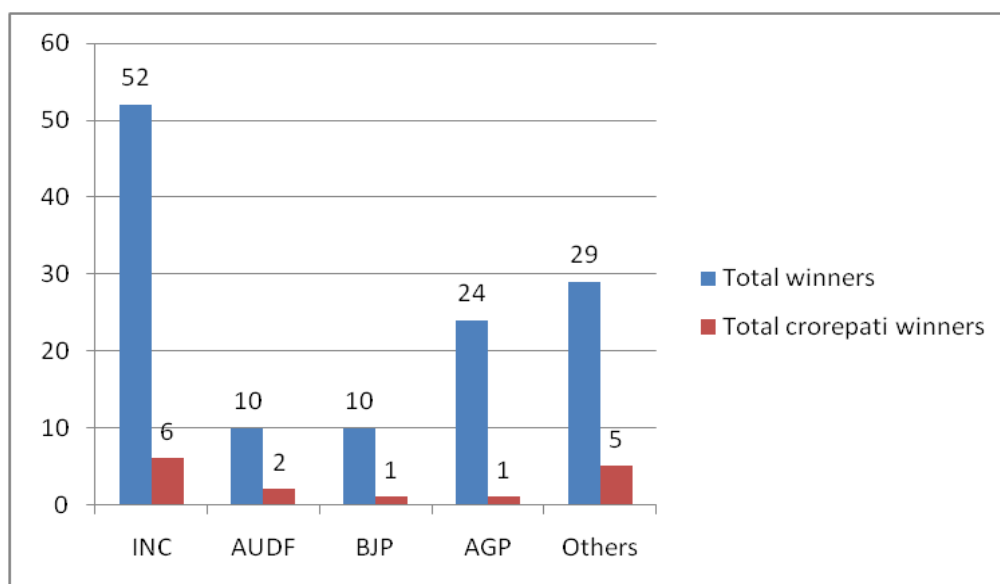
## Analysis based on assets –MLAs

A total of 15 (12%) out of 125 MLAs analyzed in the Assam 2006 Assembly Election are crorepatis. A total of 12% MLAs of INC were crorepati whereas for AUDF the corresponding figure was 20%. The table below gives details of crorepati MLAs of major parties.

Party	Total candidates analyzed by AEW	Total Crorepati candidates	% of crorepati candidates	Total winners	Total crorepati winners	% of crorepati MLAs
INC	97	11	11%	52	6	12%
AUDF	21	2	10%	10	2	20%
BJP	22	2	9%	10	1	10%
AGP	56	1	2%	24	1	4%
Others	55	6	11%	29	5	17%
Total	251	22	9%	125	15	12%

**Table: Crorepati MLAs- party-wise break up**

\*AUDF's Badruddin Ajmal won from two constituencies



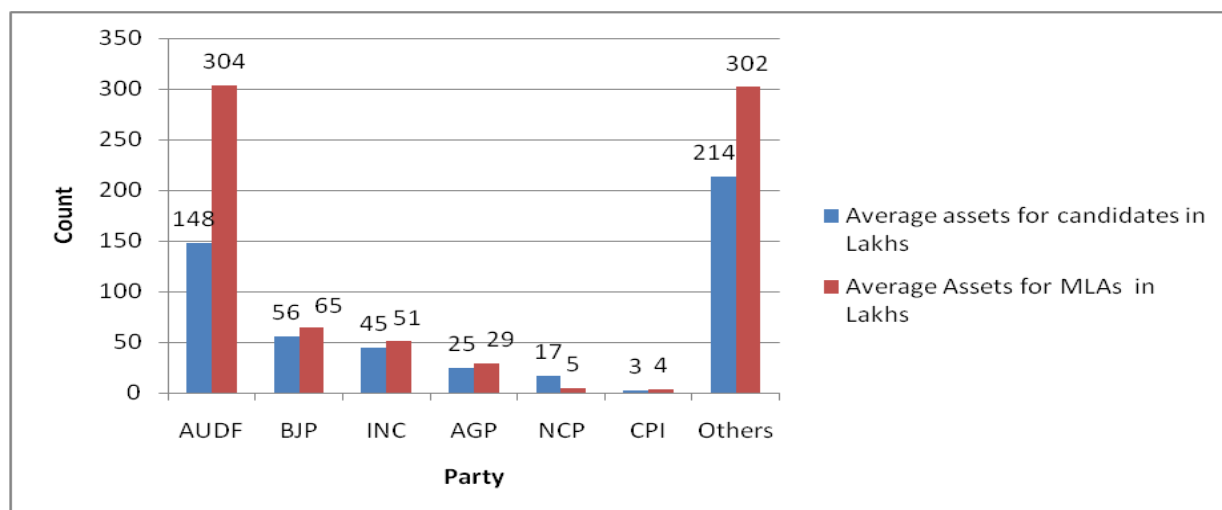
**Figure: Crorepati MLAs- party- wise break up**

### Average assets per MLAs of major parties

The average asset of MLA from AUDF was Rs 3.04 Crore, for BJP, INC and AGP MLAs it was approximately Rs 65 Lakhs, 51 Lakhs and 29 Lakhs respectively. The following table gives details of average assets party- wise of both candidates and MLAs

Party	No of candidates analyzed	Average assets for candidates	No of MLAs analyzed	Average Assets for MLAs
AUDF	21	Rs 1,48,15,829 (~ 1 Cror+)	10	Rs 3,04,67,243 (~ 3 Cror+)
BJP	22	Rs 56,67,884 (~ 56 Lacs+)	10	Rs 65,14,882 (~65 Lacs+)
INC	97	Rs 45,34,596 (~ 45 Lacs+)	52	Rs 51,86,391 (~51 Lacs+)
AGP	56	Rs 25,12,300 (~ 25 Lacs+)	24	Rs 29,08,552 (~29 Lacs+)
NCP	3	Rs 17,09,091 (~ 17 Lacs+)	1	Rs 5,21,464 (~5 Lacs+)
CPI	3	Rs 3,80,744 (~ 3 Lacs+)	1	Rs 4,82,162 (~4 Lacs+)
Others	49	Rs 2,14,90,132 (~2 Cror)+	27	Rs. 3,02,76,490 (~3 cror+)

**Table: Average assets of MLAs**



**Figure: Comparison of average assets for candidates & MLAs in Assam 2006 Assembly Elections**

## Asset position in constituency among candidates and chances of winning

The following table gives an analysis of the asset position in constituency among candidates (in descending order) and their chances of winning. From 80 i.e. 64% constituencies, candidates with highest declared assets according to their own self sworn affidavits emerged as MLAs. From 36% of the constituencies, candidates with second highest declared assets won. The number of MLAs kept decreasing according to their asset position in the constituency as per their self declared affidavits.

Position in constituency		
Position in constituency based on assets	Total MLAs	% of MLAs
1	80	64%
2	45	36%
Grand Total	125	100%

**Table: Position in constituency based on assets and MLAs**

## Crorepati MLAs – PAN not given

Given below are details of one MLAs who has declared assets for more than one crore but has not declared his PAN details even though these declarations are part of the affidavit.

S.No	Name	Constituency	Party	Movable Assets (Rs)	Immovable Assets (Rs)	Total Assets (Rs)	PAN Given
1.	Bidya Sing Engleng	Diphu	INC	2,68,140	1,98,54,507	2,01,22,647 (2 Cror+)	N

## Details of top 15 MLAs based on maximum assets

The table given below is a list of MLAs with highest assets. In the list, Badruddin Ajmal who tops the list, contested from two constituencies and was declared winner from both the constituencies.

S. No	Name	Constituency	Party	Total Assets (Rs)	Movable Assets (Rs)	Immovable Assets (Rs)	Liabilities (Rs.)	PAN Given
1	BADRUDDIN AJMAL	Jamuna mukh	AUDF	14,47,05,336 14 Cror+	1,27,82,911 1 Cror +	13,19,22,425 13 Cr or+	0.00	Y
2	BADRUDDIN AJMAL	Salmara South	AUDF	14,46,95,150 14 Cror+	1,27,72,725 1 Cror +	13,19,22,425 13 Cr or+	0.00	Y
3	BITHIKA DEV	Silchar	INC	5,83,63,590 5 Cror+	2,26,87,973 2 Cror +	3,56,75,617 3 Cror +	0.00	Y
4	KARTIK SENA SINHA	Patharkandi	BJP	5,30,14,268 5 Cror+	3,31,89,268 3 Cror +	1,98,25,000 1 Cror +	13625600.00 1 Cror+	Y
5	PRAFULLA KUMAR MAHANTA	Barhampur	AGP(P)	2,10,76,629 2 Cror+	96,89,129 96 Lacs+	1,13,87,500 1 Cror +	229966.00 2 Lacs+	Y
6	BIDYA SING ENGLENG	Diphu	INC	2,01,22,647 2 Cror+	2,68,140 2 Lacs+	1,98,54,507 1 Cror +	0.00	N
7	SANJAY RAJ SUBBA	Naoboicha	IND	1,98,17,218 1 Cror+	97,08,376 97 Lacs+	1,01,08,842 1 Cror +	8182057.00 81 Lacs+	Y
8	KUSHAL DOWARI	Thowra	IND	1,43,18,000 1 Cror+	9,18,000 9 Lacs+	1,34,00,000 1 Cror +	928044.00 9 Lacs+	Y
9	JITEN GOGOI	Bokakhat	IND	1,36,59,020 1 Cror+	12,95,520 12 Lacs+	1,23,63,500 1 Cror +	900000.00 9 Lacs+	Y
10	DR. KAMALA KANTA KALITA	Chaygaon	AGP	1,23,93,204 1 Cror+	55,65,204 55 Lacs+	68,28,000 68 Lacs+	230455.00 2 Lacs+	Y
11	DR. NAZRUL ISLAM	Laharighat	INC	1,21,59,770 1 Cror+	52,59,770 52 Lacs+	69,00,000 69 Lacs+	3617297.00 36 Lacs+	Y
12	TARA PRASAD DAS	Sarukhetri	IND	1,14,88,579 1 Cror+	48,70,579 48 Lacs+	66,18,000 66 Lacs+	309395.00 3 Lacs+	Y
13	RIPUN BORA	Gohpur	INC	1,10,12,073 1 Cror+	46,07,073 46 Lacs+	64,05,000 64 Lacs+	283000.00 2 Lacs+	Y
14	SARAT BORKATAKY	Sonari	INC	1,03,74,020 1 Cror+	23,05,347 23 Lacs+	80,68,673 80 Lacs+	0.00	Y
15	HIMANTA BISWA SARMA	Jalukbari	INC	1,02,30,923 1 Cror+	23,73,422 23 Lacs+	78,57,501 78 Lacs+	696854.00 6 Lacs+	Y

**Figure: Top 15 MLAs with highest assets**

## Women representation in the Assam Assembly Elections, 2006

Out of 997 candidates in the Assam 2006 Assembly Elections, only 70 or 7% were women. Out of these 70 only 13 emerged as MLAs, 8 of them were from INC, 2 from AGP and 1 from BJP.

PARTY	No. of candidates (men)	No. of candidates (women)	% of candidates (women)	No. of MLAs (men)	No. of MLAs (women)	% of MLAs (women)
INC	104	16	13%	45	8	15%
BJP	110	15	12%	92	1	1%
AGP	94	6	6%	22	2	8%
AUDF	67	2	3%	10	0	0%
Other parties	552	31	5%	27	2	7%
<b>TOTAL</b>	<b>927</b>	<b>70</b>	<b>7%</b>	<b>113</b>	<b>13</b>	<b>10%</b>

Table: Party wise female representation analysis

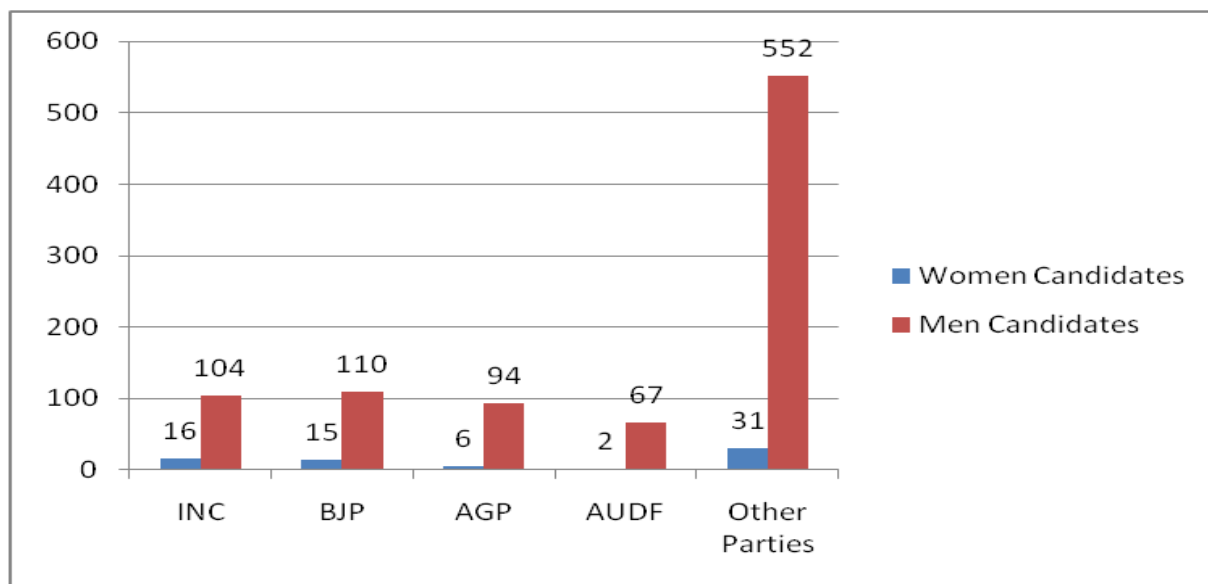


Figure: Candidate distribution based on gender analysis

## Analysis of the first list of Cabinet Ministers

### Pending criminal cases details

Affidavits of all ministers in the first list of cabinet ministers in Assam 2006 Assembly Elections were analyzed by AEW. None of them had any criminal case pending against them.

### Financial details

There are 2 crorepati within the first list of cabinet ministers. Both of them are from INC. Maximum assets in the ministers are those of Dr. Nazrul Islam of INC from Laharighat, Morigaon at 1.21 Cr., followed by Mr. Himanta Biswa Sarma of INC from Jalukbari at 1.02 Cr. The details of the ministers with maximum assets (top 5) are given below.

Name of Minister	State	Constituency	Party	Total Assets in Rs.
DR. NAZRUL ISLAM	Morigaon	Laharighat	INC	12159770
HIMANTA BISWA SARMA	Kamrup Metro	Jalukbari	INC	10230923
TARUN GOGOI	Jorhat	Titabar	INC	9023616
BHARAT CHANDRA NARAH	Lakhimpur	Dhakuakhana	INC	8877719
DR. BHUMIDHAR BARMAN	Nalbari	Barkhetry	INC	7924818

**Table: Assets details of top 5 ministers**

Among the ministers, minimum Assets are those of Mr. Rihon Daimari (independent) at 7.47 Lakhs, followed by Mr. Khor Sing Engti of INC at 14.7 Lakhs. The 5 MLAs with lowest assets are given below.

Name of Minister	State	Constituency	Party	Total Assets in Rs.
RIHON DAIMARI	Udalguri	Udalguri	IND	747591
KHOR SING ENGTI	Karbi Anglong	Howraghat	INC	1470191
CHANDAN BRAHMA	Kokrajhar	Sidli	IND	1477497
AKON BORA	Kamrup Metro	Dispur	INC	1660000
PRITHIBI MAHJI	Dibrugarh	Lahowal	INC	1935719

### Average Assets and PAN details

The average asset of ministers in the Assam 2006 Assembly Elections was 50.9 Lakhs (Rs. 50,92,911), while that of the MLAs is 65.39 Lakhs (Rs. 65,39,981). There are two ministers who have not declared their PAN details. The list of the ministers is given below:

Name of Minister	State	Constituency	PAN Given
KHOR SING ENGTI	Karbi Anglong	Howraghat	N
PROMILA RANI BRAHMA	Kokrajhar	Kokrajhar East	N

### Asset Details of Ministers

S.No.	State	Constituency	Name of Minister	Party	Sex	Total Assets	Movable Assets	Immovable Assets	Liabilities
1	Jorhat	Titabar	TARUN GOGOI	INC	M	9023616	4436616	4587000	600000
2	Morigaon	Laharighat	DR. NAZRUL ISLAM	INC	M	12159770	5259770	6900000	3617297
3	Kamrup Metro	Jalukbari	HIMANTA BISWA SARMA	INC	M	10230923	2373422	7857501	696854
4	Lakhimpur	Dhakuakhana	BHARAT CHANDRA NARAH	INC	M	8877719	7889269	988450	0
5	Nalbari	Barkhetry	DR.BHUMIDHAR BARMAN	INC	M	7924818	2704818	5220000	156250
6	Cachar	Lakhipur	DINESH PRASAD GOALA	INC	M	7799495	2749495	5050000	2252288
7	Nagaon	Samaguri	ROCKYBUL HUSSAIN	INC	M	7711850	4261850	3450000	2983795
8	Tinsukia	Margherita	PRADYUT BORDOLOI	INC	M	6884817	4387817	2497000	1810056
9	Sibsagar	Sibsagar	PRANAB GOGOI	INC	M	5879078	539078	5340000	275036
10	Golaghat	Golaghat	AJANTA NEOG	INC	F	4671419	771419	3900000	250040
11	Hailakandi	Katlicherra	GAUTAM ROY	INC	M	3779810	2553853	1225957	0
12	Nagaon	Batadroba	GAUTAM BORA	INC	M	3658187	1179199	2478988	0
13	Sonitpur	Biswanath	NURJAMAL SARKAR	INC	M	2668828	1254828	1414000	408247
14	Kokrajhar	Kokrajhar East	PROMILA RANI BRAHMA	IND	F	2134689	294689	1840000	0
15	Dibrugarh	Lahowal	PRITHIBI MAHJI	INC	M	1935719	1415719	520000	1650000
16	Kamrup Metro	Dispur	AKON BORA	INC	M	1660000	160000	1500000	0
17	Kokrajhar	Sidli	CHANDAN BRAHMA	IND	M	1477497	595097	882400	0
18	Karbi Anglong	Howraghat	KHOR SING ENGTI	INC	M	1470191	346391	1123800	0
19	Udalguri	Udalguri	RIHON DAIMARI	IND	M	747591	280591	467000	270870

**Table: Assets details of Ministers**

## Full assets details of MLAs of Assam 2006 Assembly Elections

S. No.	Name	State/ Dist	Constituency	Party	Total Assets (Rs)	Movable Assets (Rs)	Immovable Assets (Rs)	Liabilities (Rs.)	PAN Given
1	BADRUDDIN AJMAL	Nagao n	Jamuna mukh	AUDF	14,47,05,336 14 Cror+	1,27,82,911 1 Cror+	13,19,22,425 13 Cror+	0	Y
2	BADRUDDIN AJMAL	Dhubri	Salmara South	AUDF	14,46,95,150 14 Cror+	1,27,72,725 1 Cror+	13,19,22,425 13 Cror+	0	Y
3	BITHIKA DEV	Cachar	Silchar	INC	5,83,63,590 5 Cror+	2,26,87,973 2 Cror+	3,56,75,617 3 Cror+	0	Y
4	KARTIK SENA SINHA	Karimg anj	Pathark andi	BJP	5,30,14,268 5 Cror+	3,31,89,268 3 Cror+	1,98,25,000 1 Cror+	13625600.00 1 Cror+	Y
5	PRAFULLA KUMAR MAHANTA	Nagao n	Barham pur	AGP( P)	2,10,76,629 2 Cror+	96,89,129 96 Lacs+	1,13,87,500 1 Cror+	229966.00 2 Lacs+	Y
6	BIDYA SING ENGLENG	Karbi Anglon g	Diphu	INC	2,01,22,647 2 Cror+	2,68,140 2 Lacs+	1,98,54,507 1 Cror+	0	N
7	SANJAY RAJ SUBBA	Lakhim pur	Naoboic ha	IND	1,98,17,218 1 Cror+	97,08,376 97 Lacs+	1,01,08,842 1 Cror+	8182057.00 81 Lacs+	Y
8	KUSHAL DOWARI	Sibsag ar	Thowra	IND	1,43,18,000 1 Cror+	9,18,000 9 Lacs+	1,34,00,000 1 Cror+	928044.00 9 Lacs+	Y
9	JITEN GOGOI	Golagh at	Bokakh at	IND	1,36,59,020 1 Cror+	12,95,520 12 Lacs+	1,23,63,500 1 Cror+	900000.00 9 Lacs+	Y
10	DR. KAMALA KANTA KALITA	Kamru p	Chayga on	AGP	1,23,93,204 1 Cror+	55,65,204 55 Lacs+	68,28,000 68 Lacs+	230455.00 2 Lacs+	Y
11	DR. NAZRUL ISLAM	Moriga on	Laharig hat	INC	1,21,59,770 1 Cror+	52,59,770 52 Lacs+	69,00,000 69 Lacs+	3617297.00 36 Lacs+	Y
12	TARA PRASAD DAS	Barpet a	Sarukhe tri	IND	1,14,88,579 1 Cror+	48,70,579 48 Lacs+	66,18,000 66 Lacs+	309395.00 3 Lacs+	Y
13	RIPUN BORA	Sonitp ur	Gohpur	INC	1,10,12,073 1 Cror+	46,07,073 46 Lacs+	64,05,000 64 Lacs+	283000.00 2 Lacs+	Y
14	SARAT BORKATAK Y	Sibsag ar	Sonari	INC	1,03,74,020 1 Cror+	23,05,347 23 Lacs+	80,68,673 80 Lacs+	0	Y
15	HIMANTA BISWA SARMA	Kamru p Metro	Jalukbar i	INC	1,02,30,923 1 Cror+	23,73,422 23 Lacs+	78,57,501 78 Lacs+	696854.00 6 Lacs+	Y
16	TARUN GOGOI	Jorhat	Titabar	INC	90,23,616 90 Lacs+	44,36,616 44 Lacs+	45,87,000 45 Lacs+	600000.00 6 Lacs+	Y
17	BHARAT CHANDRA	Lakhim pur	Dhakua khana	INC	88,77,719 88 Lacs+	78,89,269 78 Lacs+	9,88,450 9 Lacs+	0	Y

Data in this Kit is presented in good faith, with an intention to inform voters. candidates' affidavits with nomination papers is the source of this analysis. [www.adrindia.org](http://www.adrindia.org), <http://www.myneta.info>



S. No.	Name	State/ Dist	Constituency	Party	Total Assets (Rs)	Movable Assets (Rs)	Immovable Assets (Rs)	Liabilities (Rs.)	PAN Given
	NARAH								
18	RAMENDRA NARAYAN KALITA	Kamrup Metro	Gauhati West	AGP	85,25,378 85 Lacs+	63,45,378 63 Lacs+	21,80,000 21 Lacs+	363636.00 3 Lacs+	Y
19	ANWARUL HOQUE	Karimganj	Badarpur	AUDF	80,24,756 80 Lacs+	2,24,756 2 Lacs+	78,00,000 78 Lacs+	0	Y
20	DR.BHUMIDHAR BARMAN	Nalbari	Barkhetry	INC	79,24,818 79 Lacs+	27,04,818 27 Lacs+	52,20,000 52 Lacs+	156250.00 1 Lacs+	Y
21	DINESH PRASAD GOALA	Cachar	Lakhipur	INC	77,99,495 77 Lacs+	27,49,495 27 Lacs+	50,50,000 50 Lacs+	2252288.00 22 Lacs+	Y
22	ROCKYBUL HUSSAIN	Nagaoan	Samaguri	INC	77,11,850 77 Lacs+	42,61,850 42 Lacs+	34,50,000 34 Lacs+	2983795.00 29 Lacs+	Y
23	PRADYUT BORDOLOI	Tinsukia	Margherita	INC	68,84,817 68 Lacs+	43,87,817 43 Lacs+	24,97,000 24 Lacs+	1810056.00 18 Lacs+	Y
24	JIBANTARA GHATOWAR	Dibrugarh	Moran	INC	67,87,257 67 Lacs+	45,35,457 45 Lacs+	22,51,800 22 Lacs+	450008.00 4 Lacs+	Y
25	PADMA HAZARIKA	Sonitpur	Sootea	AGP	62,19,307 62 Lacs+	12,36,960 12 Lacs+	49,82,347 49 Lacs+	183977.00 1 Lacs+	Y
26	PRANAB GOGOI	Sibsagar	Sibsagar	INC	58,79,078 58 Lacs+	5,39,078 5 Lacs+	53,40,000 53 Lacs+	275036.00 2 Lacs+	Y
27	DR.MALAYA BORMAN	Barpeta	Patacharkuchi	INC	58,30,000 58 Lacs+	9,55,000 9 Lacs+	48,75,000 48 Lacs+	0	Y
28	ALAKA SARMA	Nalbari	Nalbari	AGP	55,61,300 55 Lacs+	26,61,300 26 Lacs+	29,00,000 29 Lacs+	1196560.00 11 Lacs+	Y
29	SARAT SAIKIA	Sibsagar	Mahmara	INC	54,99,930 54 Lacs+	4,69,458 4 Lacs+	50,30,472 50 Lacs+	0	Y
30	ABHIJIT HAZARIKA	Sonitpur	Rangapara	BJP	50,42,325 50 Lacs+	35,42,325 35 Lacs+	15,00,000 15 Lacs+	0	Y
31	KESHAB MAHANTA	Nagaoan	Kaliabor	AGP	49,17,390 49 Lacs+	19,04,990 19 Lacs+	30,12,400 30 Lacs+	250382.00 2 Lacs+	Y
32	AJANTA NEOG	Golaghat	Golaghat	INC	46,71,419 46 Lacs+	7,71,419 7 Lacs+	39,00,000 39 Lacs+	250040.00 2 Lacs+	Y
33	GAUTAM ROY	Hailakandi	Katlicheerra	INC	37,79,810 37 Lacs+	25,53,853 25 Lacs+	12,25,957 12 Lacs+	0	Y
34	RAJENDRA PRASAD SINGH	Tinsukia	Tinsukia	INC	37,72,011 37 Lacs+	11,19,011 11 Lacs+	26,53,000 26 Lacs+	0	Y
35	PARAMESWAR BRAHMA	Kokrajhar	Kokrajhar West	IND	37,45,112 37 Lacs+	3,85,846 3 Lacs+	33,59,266 33 Lacs+	0	Y
36	CHANDRA MOHAN PATOWARY	Nalbari	Dharmapur	AGP	37,17,200 37 Lacs+	9,67,200 9 Lacs+	27,50,000 27 Lacs+	0	Y

Data in this Kit is presented in good faith, with an intention to inform voters. candidates' affidavits with nomination papers is the source of this analysis. [www.adrindia.org](http://www.adrindia.org), <http://www.myneta.info>

S. No.	Name	State/ Dist	Constituency	Party	Total Assets (Rs)	Movable Assets (Rs)	Immovable Assets (Rs)	Liabilities (Rs.)	PAN Given
37	PHANI BHUSAN CHOUDHURY	Bongaigaon	Bongaigaon	AGP	36,99,749 36 Lacs+	5,24,749 5 Lacs+	31,75,000 31 Lacs+	266640.00 2 Lacs+	Y
38	GAUTAM BORA	Nagaoan	Batadrob	INC	36,58,187 36 Lacs+	11,79,199 11 Lacs+	24,78,988 24 Lacs+	0	Y
39	AFZALUR RAHMAN	Goalpara	Jaleswar	LKS	36,02,000 36 Lacs+	4,02,000 4 Lacs+	32,00,000 32 Lacs+	542000.00 5 Lacs+	N
40	PRASANTA PHUKAN	Dibrugarh	Dibrugarh	BJP	34,22,259 34 Lacs+	20,23,114 20 Lacs+	13,99,145 13 Lacs+	353858.00 3 Lacs+	Y
41	RANA GOSWAMI	Jorhat	Jorhat	INC	33,22,000 33 Lacs+	13,36,000 13 Lacs+	19,86,000 19 Lacs+	191000.00 1 Lacs+	Y
42	GUNINDRA NATH DAS	Barpeta	Barpeta	AGP	31,35,600 31 Lacs+	6,35,600 6 Lacs+	25,00,000 25 Lacs+	1220437.00 12 Lacs+	Y
43	RAHUL ROY	Hailakandi	Algapur	INC	31,33,577 31 Lacs+	31,33,577 31 Lacs+	0	802000.00 8 Lacs+	N
44	MEMBAR GOGOI	Jorhat	Teok	INC	30,18,000 30 Lacs+	1,18,000 1 Lacs+	29,00,000 29 Lacs+	270860.00 2 Lacs+	Y
45	GOBINDA CH. LANGTHASA	N. C. Hills	Haflong	INC	30,09,712 30 Lacs+	50,712 50 Thou+	29,59,000 29 Lacs+	0	N
46	RAJIB LOCHAN PEGU	Jorhat	Majuli	INC	29,49,287 29 Lacs+	29,49,287 29 Lacs+	0	816696.00 8 Lacs+	Y
47	DEBEN DAIMARY	Goalpara	Dudhna	INC	29,30,795 29 Lacs+	7,30,795 7 Lacs+	22,00,000 22 Lacs+	0	Y
48	CAPTAIN ROBIN BORDOLOI	Kamrup Metro	Gauhati East	INC	27,59,500 27 Lacs+	4,59,500 4 Lacs+	23,00,000 23 Lacs+	0	Y
49	ABDUR RASHID MANDAL	Goalpara	Goalpara West	INC	27,27,836 27 Lacs+	5,26,056 5 Lacs+	22,01,780 22 Lacs+	133092.00 1 Lacs+	Y
50	RANJIT DUTTA	Sonitpur	Behali	BJP	27,18,160 27 Lacs+	4,04,160 4 Lacs+	23,14,000 23 Lacs+	0	Y
51	GHANA BURAGOHAIN	Lakhimpur	Lakhimpur	INC	27,03,809 27 Lacs+	17,14,309 17 Lacs+	9,89,500 9 Lacs+	0	N
52	NURJAMAL SARKAR	Sonitpur	Biswanath	INC	26,68,828 26 Lacs+	12,54,828 12 Lacs+	14,14,000 14 Lacs+	408247.00 4 Lacs+	Y
53	HIREN DAS	Darrang	Mangaldoi	AGP	26,53,073 26 Lacs+	61,073 61 Thou+	25,92,000 25 Lacs+	0	N
54	GIRINDRA KUMAR BORUAH	Nagaoan	Nowgon	AGP	25,40,012 25 Lacs+	12,60,012 12 Lacs+	12,80,000 12 Lacs+	166720.00 1 Lacs+	Y
55	BHUPEN KUMAR BORAH	Lakhimpur	Bihpuria	INC	25,00,320 25 Lacs+	13,75,820 13 Lacs+	11,24,500 11 Lacs+	0	N

S. No.	Name	State/ Dist	Constituency	Party	Total Assets (Rs)	Movable Assets (Rs)	Immovable Assets (Rs)	Liabilities (Rs.)	PAN Given
56	UTTARA KALITA	Kamrup	Kamalpur	INC	24,00,101 24 Lacs+	5,53,101 5 Lacs+	18,47,000 18 Lacs+	0	N
57	PRODIP HAZARIKA	Sibsagar	Amguri	AGP	23,22,576 23 Lacs+	2,22,576 2 Lacs+	21,00,000 21 Lacs+	401928.00 4 Lacs+	N
58	RUPJYOTI KURMI	Jorhat	Mariani	INC	23,13,812 23 Lacs+	5,03,812 5 Lacs+	18,10,000 18 Lacs+	183517.00 1 Lacs+	Y
59	SUSHILA HAZARIKA	Jorhat	Dergaon	AGP	22,20,703 22 Lacs+	1,00,703 1 Lacs+	21,20,000 21 Lacs+	384285.00 3 Lacs+	Y
60	PRANAB KALITA	Kamrup	Palasbari	IND	21,96,582 21 Lacs+	13,96,582 13 Lacs+	8,00,000 8 Lacs+	0	Y
61	DR. MOTIUR ROHMAN MONDAL	Dhubri	Mankachar	IND	21,77,574 21 Lacs+	6,27,574 6 Lacs+	15,50,000 15 Lacs+	200000.00 2 Lacs+	N
62	PRANATI PHUKAN	Dibrugarh	Naharkatia	INC	21,69,203 21 Lacs+	1,88,133 1 Lacs+	19,81,070 19 Lacs+	439316.00 4 Lacs+	Y
63	PROMILA RANI BRAHMA	Kokrajhar	Kokrajhar East	IND	21,34,689 21 Lacs+	2,94,689 2 Lacs+	18,40,000 18 Lacs+	0	N
64	MOBARAK ALI PATHAN	Nagaon	Dhing	AUDF	20,08,063 20 Lacs+	1,78,063 1 Lacs+	18,30,000 18 Lacs+	0	Y
65	RAMESWAR DHANOWAR	Tinsukia	Digboi	INC	19,73,632 19 Lacs+	11,23,632 11 Lacs+	8,50,000 8 Lacs+	0	Y
66	PRITHIBI MAHJI	Dibrugarh	Lahowal	INC	19,35,719 19 Lacs+	14,15,719 14 Lacs+	5,20,000 5 Lacs+	1650000.00 16 Lacs+	Y
67	KARENDRA BASUMATARY	Udalguri	Majbat	IND	18,78,424 18 Lacs+	5,98,424 5 Lacs+	12,80,000 12 Lacs+	0	N
68	PRASANTA KUMAR BARUA	Dhubri	Bilasipara East	AGP	18,74,383 18 Lacs+	9,89,383 9 Lacs+	8,85,000 8 Lacs+	251000.00 2 Lacs+	N
69	SIDDEQUE AHMED	Karimganj	Karimganj South	IND	18,66,400 18 Lacs+	1,16,400 1 Lacs+	17,50,000 17 Lacs+	0	N
70	ABU TAHER BEPARI	Dhubri	Golakganj	INC	17,14,112 17 Lacs+	54,112 54 Thou+	16,60,000 16 Lacs+	0	Y
71	DR.MANSI NG RONGPI	Karbi Anglong	Baithalango	INC	17,13,000 17 Lacs+	1,13,000 1 Lacs+	16,00,000 16 Lacs+	0	N
72	AJIT SINGH	Cachar	Udharbong	INC	16,90,178 16 Lacs+	5,38,178 5 Lacs+	11,52,000 11 Lacs+	404184.00 4 Lacs+	Y
73	BINOD GOWALA.	Golaghat	Sarupathar	AGP	16,75,132 16 Lacs+	9,65,132 9 Lacs+	7,10,000 7 Lacs+	87360.00 87 Thou+	Y
74	AKON BORA	Kamrup Metro	Dispur	INC	16,60,000 16 Lacs+	1,60,000 1 Lacs+	15,00,000 15 Lacs+	0	Y

S. No.	Name	State/ Dist	Constituency	Party	Total Assets (Rs)	Movable Assets (Rs)	Immovable Assets (Rs)	Liabilities (Rs.)	PAN Given
75	JAGAT SING ENGTI	Karbi Anglong	Bokajan	ASDC	16,24,384 16 Lacs+	48,134 48 Thou+	15,76,250 15 Lacs+	0	N
76	ABDUL AZIZ	Nagao n	Rupohih at	AGP	15,67,320 15 Lacs+	1,61,130 1 Lacs+	14,06,190 14 Lacs+	0	N
77	DILDAR REZZA	Barpet a	Baghbar	INC	15,04,272 15 Lacs+	5,10,272 5 Lacs+	9,94,000 9 Lacs+	365765.00 3 Lacs+	Y
78	CHANDAN BRAHMA	Kokraj har	Sidli	IND	14,77,497 14 Lacs+	5,95,097 5 Lacs+	8,82,400 8 Lacs+	0	Y
79	KHOR SING ENGTI	Karbi Anglong	Howrag hat	INC	14,70,191 14 Lacs+	3,46,391 3 Lacs+	11,23,800 11 Lacs+	0	N
80	JYOTI PRASAD DAS	Kamru p	Boko	AGP	14,63,327 14 Lacs+	8,03,327 8 Lacs+	6,60,000 6 Lacs+	339944.00 3 Lacs+	Y
81	BOLIN CHETIA	Tinsuki a	Sadiya	INC	12,67,950 12 Lacs+	8,27,950 8 Lacs+	4,40,000 4 Lacs+	302000.00 3 Lacs+	Y
82	ATAUR RAHMAN MAZARBH UIYA	Cachar	Katigora	AUDF	12,62,837 12 Lacs+	1,77,837 1 Lacs+	10,85,000 10 Lacs+	382741.00 3 Lacs+	Y
83	HAFIZ BASHIR AHMED	Dhubri	Bilasipara West	AUDF	12,00,526 12 Lacs+	1,48,216 1 Lacs+	10,52,310 10 Lacs+	0	Y
84	ANUP PHUKAN	Dibrugarh	Tingkhong	AGP	11,02,787 11 Lacs+	74,058 74 Thou+	10,28,729 10 Lacs+	649000.00 6 Lacs+	Y
85	NURUL HUSSAIN	Kamru p	Hajo	AGP	10,81,956 10 Lacs+	3,31,956 3 Lacs+	7,50,000 7 Lacs+	200000.00 2 Lacs+	Y
86	ABDUL KHALEQUE	Barpet a	Jania	INC	10,38,031 10 Lacs+	9,48,031 9 Lacs+	90,000 90 Thou+	51500.00 51 Thou+	Y
87	KAMAL SHING NARZARY	Bongai gaon	Bijni	IND	10,37,221 10 Lacs+	2,67,221 2 Lacs+	7,70,000 7 Lacs+	0	N
88	RASUL HOQUE	Dhubri	Dhubri	AUDF	10,12,224 10 Lacs+	7,70,224 7 Lacs+	2,42,000 2 Lacs+	0	Y
89	DR. ADITYA LANGTHASA	Nagao n	Hojai	AUDF	9,89,696 9 Lacs+	9,59,696 9 Lacs+	30,000 30 Thou+	300000.00 3 Lacs+	Y
90	RAJU SAHU	Dibrugarh	Chabua	INC	9,81,919 9 Lacs+	9,81,919 9 Lacs+	0	243371.00 2 Lacs+	Y
91	SUMITRA PATIR	Dhemji	Dhemaji	INC	9,50,000 9 Lacs+	2,50,000 2 Lacs+	7,00,000 7 Lacs+	0	Y
92	BINANDA KUMAR SAIKIA	Darrang	Sipajhar	INC	9,46,692 9 Lacs+	8,46,692 8 Lacs+	1,00,000 1 Lacs+	0	N
93	MAJENDRA NARZARY	Kokraj har	Gossaigaon	IND	8,39,162 8 Lacs+	1,35,935 1 Lacs+	7,03,227 7 Lacs+	25167.00 25 Thou+	N
94	MOHIBUL HAQUE	Dhubri	Gauripur	IND	8,07,000 8 Lacs+	5,07,000 5 Lacs+	3,00,000 3 Lacs+	0	Y

Data in this Kit is presented in good faith, with an intention to inform voters. candidates' affidavits with nomination papers is the source of this analysis. [www.adrindia.org](http://www.adrindia.org), <http://www.myneta.info>

S. No.	Name	State/ Dist	Constituency	Party	Total Assets (Rs)	Movable Assets (Rs)	Immovable Assets (Rs)	Liabilities (Rs.)	PAN Given
95	LIAKAT ALI KHAN	Barpeta	Chenga	AGP	7,87,300 7 Lacs+	5,47,300 5 Lacs+	2,40,000 2 Lacs+	55000.00 55 Thou+	N
96	RIHON DAIMARI	Udalguri	Udalguri	IND	7,47,591 7 Lacs+	2,80,591 2 Lacs+	4,67,000 4 Lacs+	270870.00 2 Lacs+	Y
97	BRINDABAN GOSWAMI	Sonitpur	Tezpur	AGP	7,23,618 7 Lacs+	2,73,618 2 Lacs+	4,50,000 4 Lacs+	0	Y
98	CHANDI BASUMATARY	Nalbari	Tamulpur	IND	6,97,865 6 Lacs+	77,865 77 Thou+	6,20,000 6 Lacs+	0	N
99	RABIN BANIKYA	Bongai gaon	Abhayapuri South	AGP	6,44,130 6 Lacs+	3,44,130 3 Lacs+	3,00,000 3 Lacs+	211000.00 2 Lacs+	N
100	ANANTA DEKA	Kamrup	Rangiya	CPI(M)	6,41,415 6 Lacs+	39,415 39 Thou+	6,02,000 6 Lacs+	0	N
101	ABDUL HAI NAGORI	Bongai gaon	Abhayapuri North	INC	6,29,034 6 Lacs+	2,39,034 2 Lacs+	3,90,000 3 Lacs+	2475.00 2 Thou+	N
102	TANKA BAHADUR RAI	Sonitpur	Barchalla	INC	5,22,227 5 Lacs+	1,97,227 1 Lacs+	3,25,000 3 Lacs+	270870.00 2 Lacs+	N
103	DULAL CHANDRA GHOSH	Goalpara	Goalpara East	NCP	5,21,464 5 Lacs+	1,47,064 1 Lacs+	3,74,400 3 Lacs+	54735.00 54 Thou+	N
104	DRUPAD BORGOHAIN	Sibsagar	Nazira	CPI	4,82,162 4 Lacs+	1,37,162 1 Lacs+	3,45,000 3 Lacs+	0	Y
105	KAMALI BASUMATARI	Udalguri	Panery	IND	4,64,217 4 Lacs+	62,217 62 Thou+	4,02,000 4 Lacs+	270870.00 2 Lacs+	N
106	PROBIN GOGOI	Golaghat	Khumtai	AGP	4,37,000 4 Lacs+	4,37,000 4 Lacs+	0	0	N
107	HAZI SALIM UDDIN BARBHUIYA	Hailakandi	Hailakandi	AUDF	4,35,540 4 Lacs+	1,39,540 1 Lacs+	2,96,000 2 Lacs+	0	N
108	MISSION RANJAN DAS	Karimganj	Karimganj North	BJP	3,71,900 3 Lacs+	3,71,900 3 Lacs+	0	150000.00 1 Lacs+	N
109	GUNESWAR DAS	Nagaon	Raha	AUDF	3,38,304 3 Lacs+	1,38,304 1 Lacs+	2,00,000 2 Lacs+	158400.00 1 Lacs+	N
110	BIBEKANANDA DALAI	Morigaon	Jagiroad	INC	3,35,000 3 Lacs+	65,000 65 Thou+	2,70,000 2 Lacs+	0	N
111	JOSEPH TOPPO	Sonitpur	Dhekiajuli	AGP	2,87,619 2 Lacs+	1,43,619 1 Lacs+	1,44,000 1 Lacs+	199968.00 1 Lacs+	Y
112	MANESWAR BRAHMA	Nalbari	Barama	IND	2,65,944 2 Lacs+	85,944 85 Thou+	1,80,000 1 Lacs+	0	Y

S. No.	Name	State/ Dist	Constituency	Party	Total Assets (Rs)	Movable Assets (Rs)	Immovable Assets (Rs)	Liabilities (Rs.)	PAN Given
113	PARIMAL SUKLABAIDYA	Cachar	Dholai	BJP	2,64,500 2 Lacs+	2,14,500 2 Lacs+	50,000 50 Thou+	225000.00 2 Lacs+	N
114	DR. MANORANJAN DAS	Barpeta	Bhabani pur	AGP	2,55,172 2 Lacs+	75,172 75 Thou+	1,80,000 1 Lacs+	365274.00 3 Lacs+	Y
115	ILIAS ALI	Darrang	Dalgaon	IND	2,35,134 2 Lacs+	1,15,134 1 Lacs+	1,20,000 1 Lacs+	0	Y
116	DURGA BHUMIJ	Tinsukia	Doom Dooma	INC	2,04,590 2 Lacs+	1,69,590 1 Lacs+	35,000 35 Thou+	0	Y
117	THANESWAR BASUMATARY	Nalbari	Chapaguri	IND	1,87,594 1 Lacs+	61,594 61 Thou+	1,26,000 1 Lacs+	0	N
118	KUTUB AHMED MAZUMDER	Cachar	Sonai	INC	1,86,000 1 Lacs+	21,000 21 Thou+	1,65,000 1 Lacs+	0	N
119	SUSHIL DUTTA	Nagaoan	Lumding	BJP	1,71,508 1 Lacs+	1,71,508 1 Lacs+	0	0	Y
120	BHUBON PEGU	Dhemji	Jonai	IND	1,12,000 1 Lacs+	1,12,000 1 Lacs+	0	0	N
121	MAHESWAR BARO	Darrang	Kalaigaoan	IND	65,000 65 Thou+	65,000 65 Thou+	0	0	N
122	RUMI NATH	Cachar	Barkhola	BJP	58,000 58 Thou+	58,000 58 Thou+	0	0	Y
123	SAMBHU SING MALLAH	Karimganj	Ratabari	BJP	55,900 55 Thou+	55,900 55 Thou+	0	140000.00 1 Lacs+	N
124	RAMESWAR TELI	Dibrugarh	Duliajan	BJP	30,000 30 Thou+	30,000 30 Thou+	0	0	Y
125	UDDHAB BARMAN	Barpeta	Sorbhog	CPI(M)	13,009 13 Thou+	13,009 13 Thou+	0	0	N

## Full details of pending criminal cases on MLAs of Assam 2006 Assembly Elections

S.No	Name	State/ District	Constituency	Party	Total No of Cases	Serious IPCs	Other IPCs	Brief Details of IPCs	Won/ Lost
1	KUSHAL DOWARI	Sibsagar	Thowra	IND	6	6	6	2 charges related to Murder (IPC Section-302) 2 charges related to Attempt to murder (IPC Section-307) 1 charges related to Voluntarily causing hurt by dangerous weapons or means (IPC Section-324) 1 charges related to voluntarily causing grievous hurt (IPC Section-325) 1 charges related to Mischief causing damage to the amount of fifty rupees (IPC Section-427) 1 charges related to Causing disappearance of evidence of offence, or giving false information to screen offender (IPC Section-201) 1 charges related to Punishment of abetment if the act abetted is committed in consequence, and where no express provision is made for its punishment (IPC Section-109) 1 charges related to Punishment of criminal conspiracy (IPC Section-120B) 1 charges related to Acts done by several persons in furtherance of common intention (IPC Section-34) 1 charges related to Disobedience to order duly promulgated by public servant (IPC Section-188)	Won
2	SIDDEQUE AHMED	Karimganj	Karimganj South	IND	2	1	9	1 charges related to theft (IPC Section-379) 2 charges related to rioting (IPC Section-147) 2 charges related to criminal trespass (IPC Section-447) 1 charges related to Mischief causing damage to the amount of fifty rupees (IPC Section-427) 1 charges related to assault or criminal force otherwise than on grave provocation (IPC Section-352) 1 charges related to Act endangering life or personal safety of others (IPC Section-336) 1 charges related to Causing hurt by act endangering life or personal safety of others (IPC Section-337) 1 charges related to voluntarily causing hurt (IPC Section-323)	Won
3	RASUL HOQUE	Dhubri	Dhubri	AUDF	1	1	5	1 charges related to Obscene acts and songs (IPC Section-294) 1 charges related to house-trespass (IPC Section-448) 1 charges related to criminal intimidation (IPC Section-506) 1 charges related to Mischief causing damage to the amount of fifty rupees (IPC Section-427) 1 charges related to Wearing grab or carrying token used by public servant with fraudulent intent (IPC	Won



S.No	Name	State/ District	Constituency	Party	Total No of Cases	Serious IPCs	Other IPCs	Brief Details of IPCs	Won/ Lost
								Section-171) 1 charges related to Acts done by several persons in furtherance of common intention (IPC Section-34)	
4	HAZI SALIM UDDIN BARBHUIYA	Hailakandi	Hailakandi	AUDF	1	1	5	1 charges related to Theft in dwelling house, etc. (IPC Section-380) 1 charges related to rioting (IPC Section-147) 1 charges related to Every member of unlawful assembly guilty of offence committed in prosecution of common object (IPC Section-149) 1 charges related to house-trespass (IPC Section-448) 1 charges related to Assault or criminal force to deter public servant from discharge of his duty (IPC Section-353) 1 charges related to Mischief causing damage to the amount of fifty rupees (IPC Section-427)	Won
5	PRODIP HAZARIKA	Sibsagar	Amguri	AGP	1	1	3	1 charges related to voluntarily causing grievous hurt (IPC Section-325) 1 charges related to rioting (IPC Section-147) 1 charges related to Rioting, armed with deadly weapon (IPC Section-148) 1 charges related to wrongful restraint (IPC Section-341)	Won
6	ABDUR RASHID MANDAL	Goalpara	Goalpara West	INC	2	0	7	1 charges related to voluntarily causing hurt (IPC Section-323) 1 charges related to criminal breach of trust (IPC Section-406) 1 charges related to Criminal breach of trust by public servant, or by banker, merchant or agent (IPC Section-409) 1 charges related to Cheating and dishonestly inducing delivery of property (IPC Section-420) 1 charges related to criminal intimidation (IPC Section-506) 1 charges related to rioting (IPC Section-147) 1 charges related to Causing hurt by act endangering life or personal safety of others (IPC Section-337)	Won
7	MAHESWAR BARO	Darrang	Kalaigaon	IND	1	0	6	1 charges related to rioting (IPC Section-147) 1 charges related to Every member of unlawful assembly guilty of offence committed in prosecution of common object (IPC Section-149) 1 charges related to Disobedience to order duly promulgated by public servant (IPC Section-188) 1 charges related to public nuisance in cases not otherwise provided for (IPC Section-290) 1 charges related to voluntarily causing hurt (IPC Section-323) 1 charges related to criminal intimidation (IPC Section-506)	Won

**Table: List of MLAs with pending criminal cases**



## LIST OF SERIOUS IPC SECTIONS CONSIDERED FOR THIS REPORT

Serious IPC Section	Description
121	Waging, or attempting to wage war, or abetting waging of war, against the Government of India
121A	Conspiracy to commit offences punishable by section 121
122	Collecting arms, etc., with intention of waging war against the Government of India
123	Concealing with intent to facilitate design to wage war
124	Assaulting President, Governor, etc., with intent to compel or restrain the exercise of any lawful power
124A	Sedition
153A	Promoting enmity between different groups on grounds of religion, race, place of birth, residence, language, etc., and doing acts prejudicial to maintenance of harmony
171B	Bribery
171C	Undue influence at elections
171D	Personation at elections
171E	bribery
171F	undue influence or personation at an election
171G	False statement in connection with an election
171H	Illegal payments in connection with an election
171I	Failure to keep election accounts
172	Absconding to avoid service of summons or other proceeding
177	Furnishing false information
181	False statement on oath or affirmation to public servant or person authorized to administer an oath or affirmation
191	Giving false evidence
192	Fabricating false evidence
193	false evidence
194	Giving or fabricating false evidence with intent to procure conviction of capital offence
195	Giving or fabricating false evidence with intent to procure conviction of offence punishable with imprisonment for life or imprisonment
196	Using evidence known to be false
197	Issuing or signing false certificate
198	Using as true a certificate known to be false
230	Coin defined
231	Counterfeiting coin
232	Counterfeiting Indian coin
233	Making or selling instrument for counterfeiting coin
234	Making or selling instrument for counterfeiting Indian coin
235	Possession of instrument, or material for the purpose of using the same for counterfeiting coin
236	Abetting in India the counterfeiting out of India of coin
237	Import or export of counterfeit coin
238	Import or export of counterfeits of the India coin
239	Delivery of coin, possessed with knowledge that it is counterfeit
240	Delivery of Indian coin, possessed with knowledge that it is counterfeit

Serious IPC Section	Description
241	Delivery of coin as genuine, which, when first possessed, the deliverer did not know to be counterfeit
242	Possession of counterfeit coin by person who knew it to be counterfeit when he became possess thereof
243	Possession of Indian coin by person who knew it to be counterfeit when he became possessed thereof
244	Person employed in mint causing coin to be of different weight or composition from that fixed by law
245	Unlawfully taking coining instrument from mint
246	Fraudulently or dishonestly diminishing weight or altering composition of coin
247	Fraudulently or dishonestly diminishing weight or altering composition of Indian coin
248	Altering appearance of coin with intent that it shall pass as coin of different description
249	Altering appearance of India coin with intent that it shall pass as coin of different description
250	Delivery of coin, possessed with knowledge that it is altered
251	Delivery of Indian coin, possessed with knowledge that it is altered
252	Possession of coin by person who knew it to be altered when he became possessed thereof
253	Possession of Indian coin by person who knew it to be altered when he became possessed thereof
254	Delivery of coin as genuine, which, when first possess, the deliverer did not know to be altered
255	Counterfeiting Government stamp
256	Having possession of instrument or material for counterfeiting Government stamp
257	Making or selling instrument for counterfeiting Government stamp
258	Sale of counterfeit Government stamp
259	Having possession of counterfeit Government stamp
260	Using as genuine a Government stamp known to be a counterfeit
274	Adulteration of drugs
275	Sale of adulterated drugs
292	Sale, etc., or obscene books, etc.
292A	Printing etc. of grossly indecent or scurrilous matter or matter intended for blackmail
293	Sale, etc., of obscene objects to young person
294	Obscene acts and songs
295	Injuring or defiling place of worship with intent to insult the religion of any class
295A	Deliberate and malicious acts, intended to outrage religious feelings or any class by insulting its religion or religious beliefs
299	Culpable homicide
300	Murder
301	Culpable homicide by causing death of person other than person whose death was intended
302	Murder
303	murder by life-convict
304	culpable homicide not amounting to murder
304A	Causing death by negligence
304B	Dowry death
305	Abetment of suicide of child or insane person
306	Abetment of suicide
307	Attempt to murder
308	Attempt to commit culpable homicide

Serious IPC Section	Description
324	Voluntarily causing hurt by dangerous weapons or means
325	voluntarily causing grievous hurt
326	Voluntarily causing grievous hurt by dangerous weapons or means
343	Wrongful confinement for three or more days
344	Wrongful confinement for ten or more days
359	Kidnapping
360	Kidnapping from India
361	Kidnapping from lawful guardianship
362	Abduction
363	kidnapping
363A	Kidnapping or maiming a minor for purposes of begging
364	Kidnapping or abducting in order to murder
364A	Kidnapping for ransom, etc.
365	Kidnapping or abducting with intent secretly and wrongfully to confine person
366	Kidnapping, abducting or inducing woman to compel her marriage, etc.
366A	Procreation of minor girl
366B	Importation of girl from foreign country
367	Kidnapping or abducting in order to subject person to grievous hurt, slavery, etc.
368	Wrongfully concealing or keeping in confinement, kidnapped or abducted person
369	Kidnapping or abducting child under ten years with intent to steal from its person
370	Buying or disposing of any person as slave
371	Habitual dealing in slave
372	Selling minor for purposes of prostitution, etc.
373	Buying minor for purposes of prostitution, etc.
374	Unlawful compulsory labour
375	Rape
376	rape
378	Theft
379	theft
380	Theft in dwelling house, etc.
381	Theft by clerk or servant of property in possession of master
382	Theft after preparation made for causing death, hurt or restraint in order to the committing of the theft
383	Extortion
384	extortion
395	dacoity
396	Dacoity with murder
411	Dishonestly receiving stolen property
412	Dishonestly receiving property stolen in the commission of a dacoity
413	Habitually dealing in stolen property
414	Assisting in concealment of stolen property
415	Cheating
416	Cheating by personation
417	cheating
418	Cheating with knowledge that wrongful loss may ensue to person whose interest offender is bound to protect

Serious IPC Section	Description
419	cheating by personation
420	Cheating and dishonestly inducing delivery of property
463	Forgery
465	forgery
466	Forgery of record of court or of public register, etc.
467	Forgery of valuable security, will, etc.
468	Forgery for purpose of cheating
469	Forgery for purpose of harming reputation
470	Forged document or electronic record
471	Using as genuine a forged document or electronic record

## DISCLAIMER

All information about candidates, MLAs and Ministers in this report has been taken from the affidavits filed by candidates with their nomination papers. Copies of affidavits were obtained from the Election Commission (Website <http://eci.nic.in>). While all efforts have been made to ensure that the information is in keeping with what is mentioned in the affidavits, in case of discrepancy between information in this report and that given in the affidavits, the information reported in the affidavits filed by candidates should be treated as correct. Association for Democratic Reforms, Assam Election Watch and their volunteers are not responsible or liable for any damage arising directly or indirectly from the publication of this report.