

Date: 06 May, 2020

ANALYSIS OF DONATIONS RECEIVED BY REGIONAL POLITICAL PARTIES – FY 2018-19

A Report by
Association for Democratic Reforms

Association for Democratic Reforms
T-95, 2nd floor, C.L. House, Gautam Nagar
New Delhi – 110 049
Email: adr@adrindia.org; Phone: 011-4165 4200

Table of Contents

Executive Summary	3
Observations	9
Recommendations	9
Detailed Report	10
I. Donations declared by Regional Parties to the ECI (FY 2018-19)	10
II. Comparison of donations received by Regional Parties between FY 2017-18 and FY 2018-19	11
III. Cash donations declared by Regional Parties in FY 2018-19	13
IV. State-wise donations to Regional Parties in FY 2018-19	14
V. Mode of contribution to Regional Parties in FY 2018-19	15
VI. Donors from Corporates/ business sectors Vs. Individual donors	16
VII. Disclosure of PAN details of donors by Regional parties, FY 2018-19	17
VIII. Donations to Regional Parties worth Rs 1 crore and above, FY 2018-19	18
Contact details	22
Disclaimer	22
Annexure – 1	23
Annexure – 2	23
Annexure – 3	26
Annexure – 4	27
Annexure – 5	28

Analysis of Donations declared by Regional Political Parties – FY 2018-19

This report, prepared by **Association for Democratic Reforms (ADR)** focuses on donations declared by Regional Political Parties, during the Financial Year 2018-19, as submitted by the parties to the Election Commission of India (ECI).

Executive Summary

The **executive summary** below lists the key observations drawn from the report:

I. Status of submission of Contribution Reports by Regional Parties to ECI (FY 2018-19)

Out of 52 regional parties analyzed, **only 15** had submitted their donations reports to the ECI in the stipulated time period. 10 other regional parties have delayed their submission by a maximum of 34 days to 4 days. There are **26 regional political parties who have defaulted** in the submission of their donations reports to the ECI during FY 2018-19, till date, 6th May, 2020. The contribution report of Shiv Sena available for FY 2018-19 on the ECI website is incomplete; hence, it has not been analyzed in this report.

S.No.	Political Party	Financial Year- 2018-19 : Due date for filing report: 30.09.2019		
		Party Code	Date of Submission	No. of days by which delayed
1	Maharashtra Navnirman Sena	MNS	29-Jun-19	0
2	All India Anna Dravida Munnetra Kazhagam	AIADMK	22-July-19	0
3	Telugu Desam Party	TDP	25-Jul-19	0
4	Shiromani Akali Dal	SAD	29-Jul-19	0
5	Indian National Lok Dal	INLD	30-Jul-19	0
6	All India United Democratic Front	AIUDF	8-Aug-19	0
7	Jharkhand Mukti Morcha	JMM	2-Sep-19	0
8	Rashtriya Lok Dal	RLD	11-Sep-19	0
9	Samajwadi Party	SP	13-Sep-19	0
10	Jharkhand Vikas Morcha (Prajantrik)	JVM-P	17-Sep-19	0
11	Lok Janshakti Party	LJP	23-Sep-19	0
12	Aam Aadmi Party	AAP	26-Sep-19	0
13	Sikkim Democratic Front	SDF	26-Sep-19	0
14	Janata Dal (United)	JDU	27-Sep-19	0
15	Yuvajana Sramika Rythu Congress Party	YSRC	27-Sep-19	0
16	Dravida Munnetra Kazhagam	DMK	5-Oct-19	4 Days
17	Nationalist Democratic Progressive Party	NDPP	18-Oct-19	17 Days
18	Naga People's Front	NPF	18-Oct-19	17 Days
19	Janata Dal (Secular)	JDS	22-Oct-19	21 Days
20	Biju Janata Dal	BJD	24-Oct-19	23 Days
21	Telangana Rashtra Samithi	TRS	25-Oct-19	24 Days
22	Desiya Murpokku Dravida Kazhagam	DMDK	29-Oct-19	28 Days
23	Pattali Makkal Katchi	PMK	29-Oct-19	28 Days
24	All India Majlis-E-Ittehad-UI-Muslimeen	AIMIM	2-Nov-19	31 Days
25	Goa Forward Party	GFP	5-Nov-19	34 Days
26	Shiv Sena	SHS	24-Sep-19	Incomplete statement available on the ECI website

S.No.	Political Party	Financial Year- 2018-19 : Due date for filing report: 30.09.2019		
		Party Code	Date of Submission	No. of days by which delayed
27	Indian Union Muslim League	IUML	Not available on ECI website	219 Days (As on 6 th May, 2020)
28	Sikkim Krantikari Morcha	SKM	Not available on ECI website	
29	Zoram Nationalist Party	ZNP	Not available on ECI website	
30	All India Forward Bloc	AIFB	Not available on ECI website	
31	Asom Gana Parishad	AGP	Not available on ECI website	
32	AJSU Party	AJSU	Not available on ECI website	
33	Bodoland Peoples Front	BPF	Not available on ECI website	
34	Hill State People's Democratic Party	HSPDP	Not available on ECI website	
35	All India N.R. Congress	AINRC	Not available on ECI website	
36	Indigenous People's Front of Tripura	IPFT	Not available on ECI website	
37	Jammu and Kashmir Peoples Democratic Party	JKPDP	Not available on ECI website	
38	Jammu & Kashmir National Panthers Party	JKNPP	Not available on ECI website	
39	Kerala Congress (M)	KC(M)	Not available on ECI website	
40	Mizoram People's Conference	MPC	Not available on ECI website	
41	Mizo National Front	MNF	Not available on ECI website	
42	Rashtriya Janata Dal	RJD	Not available on ECI website	
43	National People's Party	NPP	Not available on ECI website	
44	People's Democratic Alliance	PDA	Not available on ECI website	
45	People's Party of Arunachal	PPA	Not available on ECI website	
46	Rashtriya Lok Samta Party	RLSP	Not available on ECI website	
47	Revolutionary Socialist Party	RSP	Not available on ECI website	
48	United Democratic Party	UDP	Not available on ECI website	
49	Janta Congress Chhattisgarh (J)	JCC (J)	Not available on ECI website	
50	People's Democratic Front	PDF	Not available on ECI website	
51	Jammu & Kashmir National Conference	JKNC	Not available on ECI website	
52	Maharashtrawadi Gomantak Party	MGP	Not available on ECI website	

II. Donations to Regional Parties as declared to the ECI (FY 2018-19)

- Under **Section 29C (1) of the Representation of People's Act, 1951**, political parties are required to prepare a report providing details of contributions **in excess of twenty thousand rupees** from any person in a particular financial year to avail 100% tax exemption. However, in FY 2018-19, we see that **6 regional parties (AAP, GFP, DMK, SP, MNS and NPF)** have also provided details of donations received **below Rs 20,000** in their contribution reports.
- The total amount of donations declared by 25 regional parties analysed, including both above and below Rs 20,000, was **Rs 230.45 cr**, from **4046 donations**.
- No donations have been declared by **JVM-P** and **AIADMK** for FY 2018-19.
- With regard to the total amount of donations, **YSR-C** leads with **Rs 80.575 cr** from 142 donations followed by **TRS**, which has declared receiving **Rs 41.275 cr** from 62 donations. **BJD** declared receiving **Rs 29.317 cr** that is the third highest amongst all regional parties.
- 65.60% or Rs 151.167 cr** of the total donations received by regional parties have been received solely by top three regional parties.

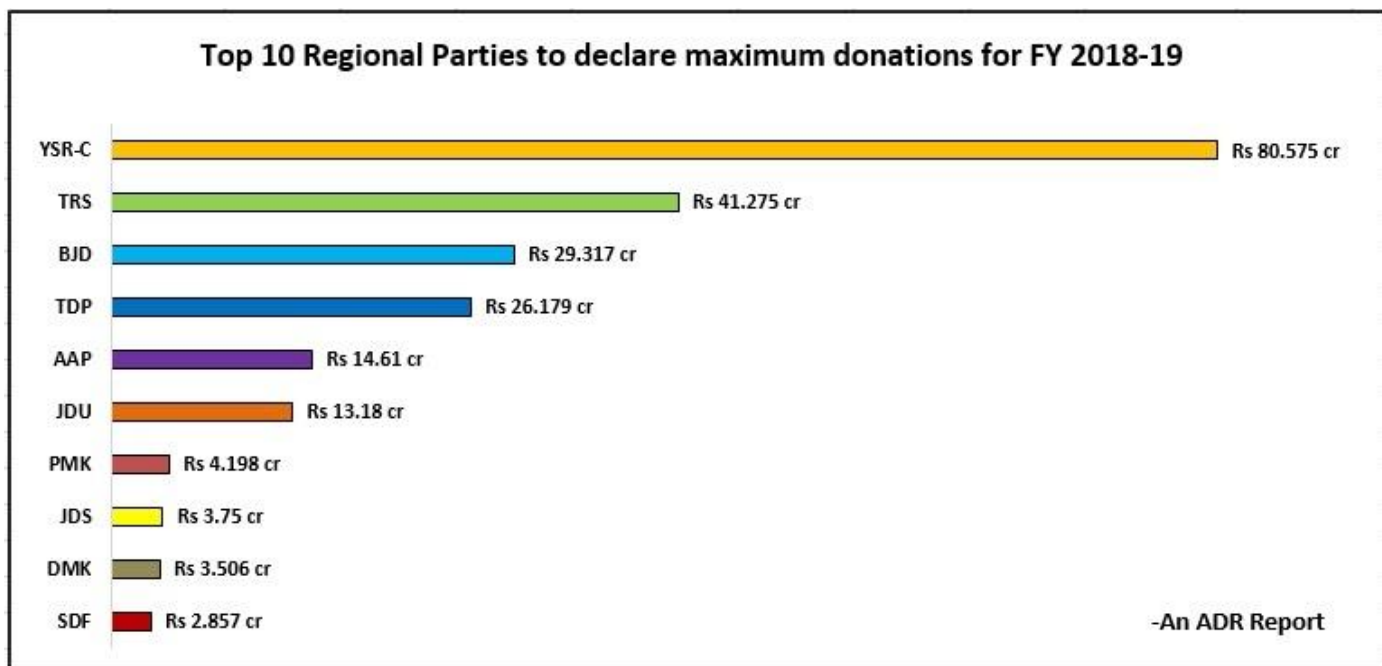


Chart: Top 10 Regional Parties to declare maximum donations for FY 2018-19

III. Comparison of donations received by Regional Parties between FY 2017-18 and FY 2018-19

- YSR-C, TRS, TDP and PMK** saw the maximum percentage increase in their income from donations between FY 2017-18 and 2018-19.
- Donations to **PMK** increased by **9106%**, followed by **TDP** for which it was **1407%**, **TRS** for which it was **1148%**, and **YSR-C** that saw an increase of **865%**.
- YSR-C, TRS, TDP, BJD and AAP** declared the highest increase in the amount of donations received between FY 2017-18 and 2018-19, of **Rs 72.225 cr**, **Rs 37.968 cr**, **Rs 24.442 cr**, **Rs 16.277 cr** and **Rs 6.284 cr** respectively.

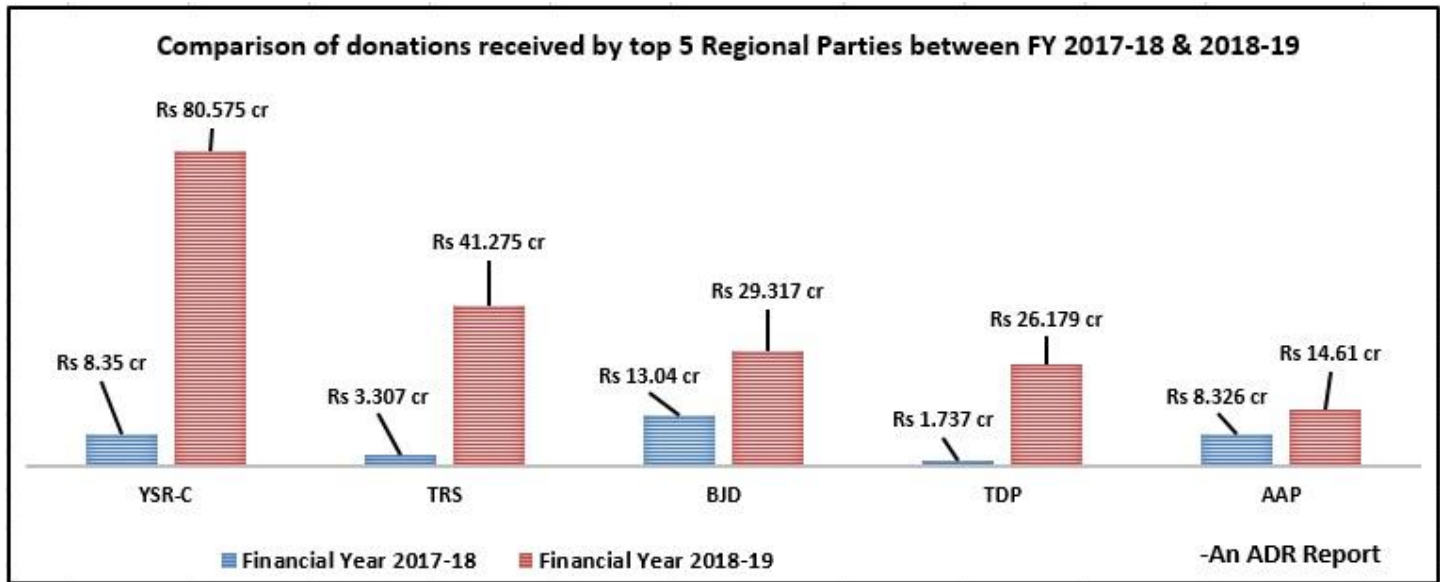


Chart: Comparison of donations received by top 5 Regional Parties between FY 2017-18 & 2018-19

IV. Cash donations declared by the Regional Parties – FY 2018-19

- Out of the total donations of **Rs 230.45 cr** declared by the regional parties, **Rs 3.20 cr** from **450 donations** was received in cash during FY 2018-19. This formed **1.39%** of the **total donations** to the parties.
- Maximum donations in cash** was declared by **DMK**, which collected a total of **Rs 2.978 cr**, followed by **PMK** with **Rs 10.60 lakhs**, **NPF** with **Rs 7.90 lakhs**, **RLD** with **Rs 3 lakhs** and **DMDK** with **Rs 1 lakh**.
- Among all the states, donors from **Tamil Nadu** made the highest donations of **Rs 1.58 cr** in cash followed by donors from **Uttar Pradesh** who donated a total of **Rs 3 lakhs** in cash.
- Donations worth **Rs 1.59 cr in cash did not have address details**. 2 Regional Parties (**NPF and DMK**) have received such donations in FY 2018-19. (Refer: Annexure 1)




Chart: Donations received in cash by Regional Parties for FY 2018-19

V. State-wise donations to Regional Parties

- Segregation of donations according to location** was made by ADR based on the **addresses** provided by the parties in their donations report to the ECI.
- Donations declared by the regional parties contained details of donations received from 27 States/Union Territories/common capitals and 16 countries according to the declared address of donors. Only AAP declared donations from abroad.
- Regional parties have declared receiving the highest amount of **Rs 77.215 cr** from **Delhi**, followed by **Rs 45.227 cr** from **Telangana** and **Rs 43.918 cr** from **Maharashtra**.

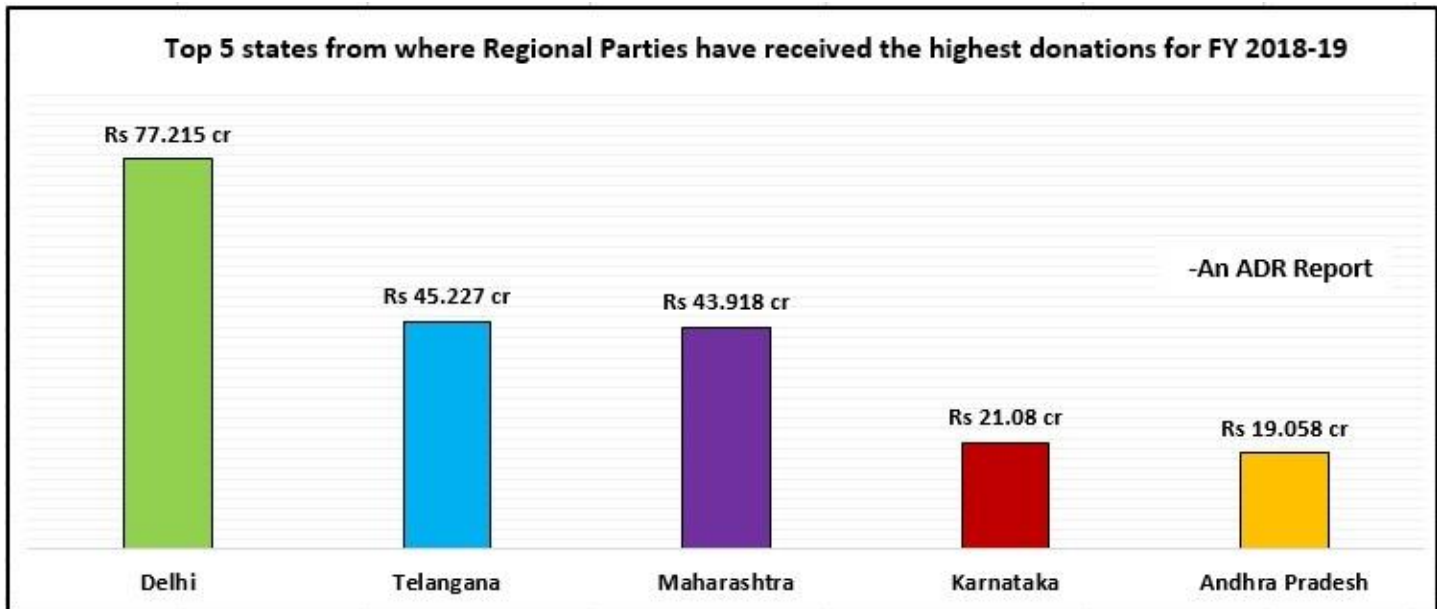


Chart: Top 5 states from where Regional Parties received the highest donations for FY 2018-19

- 3.90%** or **Rs 0.57 cr** of the total donations above Rs 20,000 to **AAP** was received from **abroad**. (Annexure- 2)
- A total of **Rs 6.85 cr**, (2.97% of total donations received by the regional parties, FY 2018-19), **could not be attributed to any State/Union Territory due to incomplete or lack of information provided by the parties.**

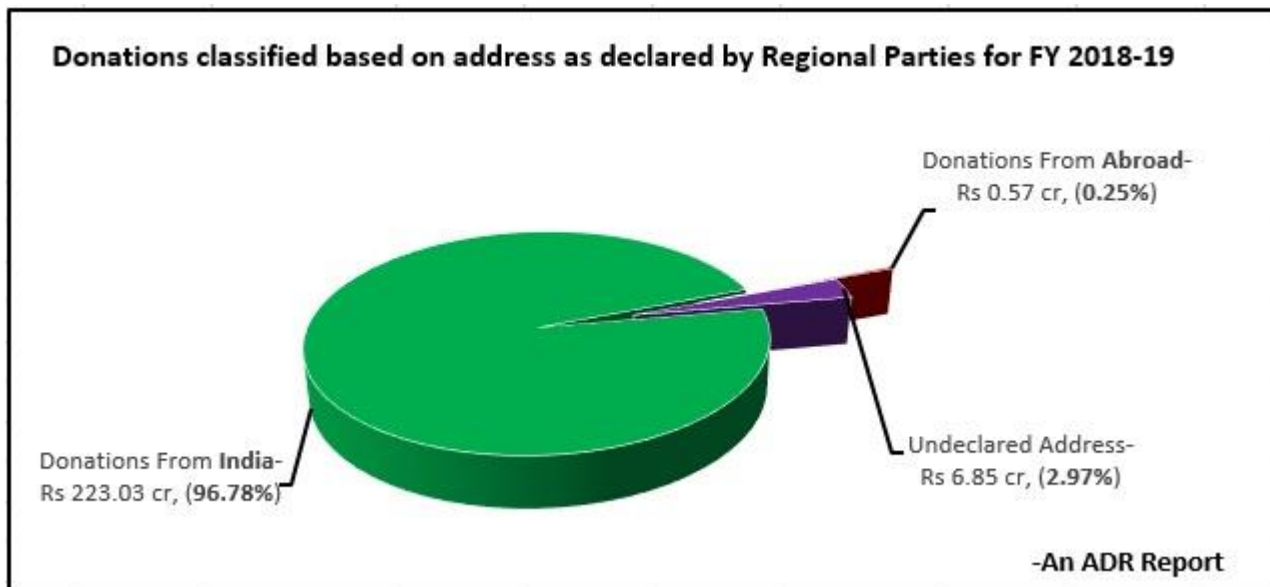


Chart: Donations classified based on address as declared by Regional Parties for FY 2018-19

VI. Donors from Corporates/ business sectors Vs. Individual donors

- 292** donations from **corporate/business** sectors amounting to **Rs 188.42 cr** were made to the regional parties while **3414** individual donors donated **Rs 39.97 cr** to the parties during FY 2018-19.
- In case of [National Parties](#), **1776** donations were made by corporate/business sectors amounting to **Rs 876.11 cr** (92.06% of total donations) while **3509** individual donors donated **Rs 71.407 cr** (7.50% of total donations) during FY 2018-19.
- With the maximum number of donations during FY 2018-19, **YSR-C** has declared **43 donations** from corporate/business sectors amounting to **Rs 70.61 cr** while **78 individual donors** donated **Rs 9.74 cr** to the party.

VII. Disclosure of PAN details in donations

- Out of 23 regional parties who had declared receiving donations, **16 parties**, have **declared donations of donors without their PAN details**.
- Rs 40.42 cr** or **17.54%** of the total amount of donations received by regional parties **do not have PAN details**.
- It is to be noted that parties like **PMK, NDPP, NPF, DMDK** and **JMM** have not provided PAN details of even a **single donor** in their donations statement.

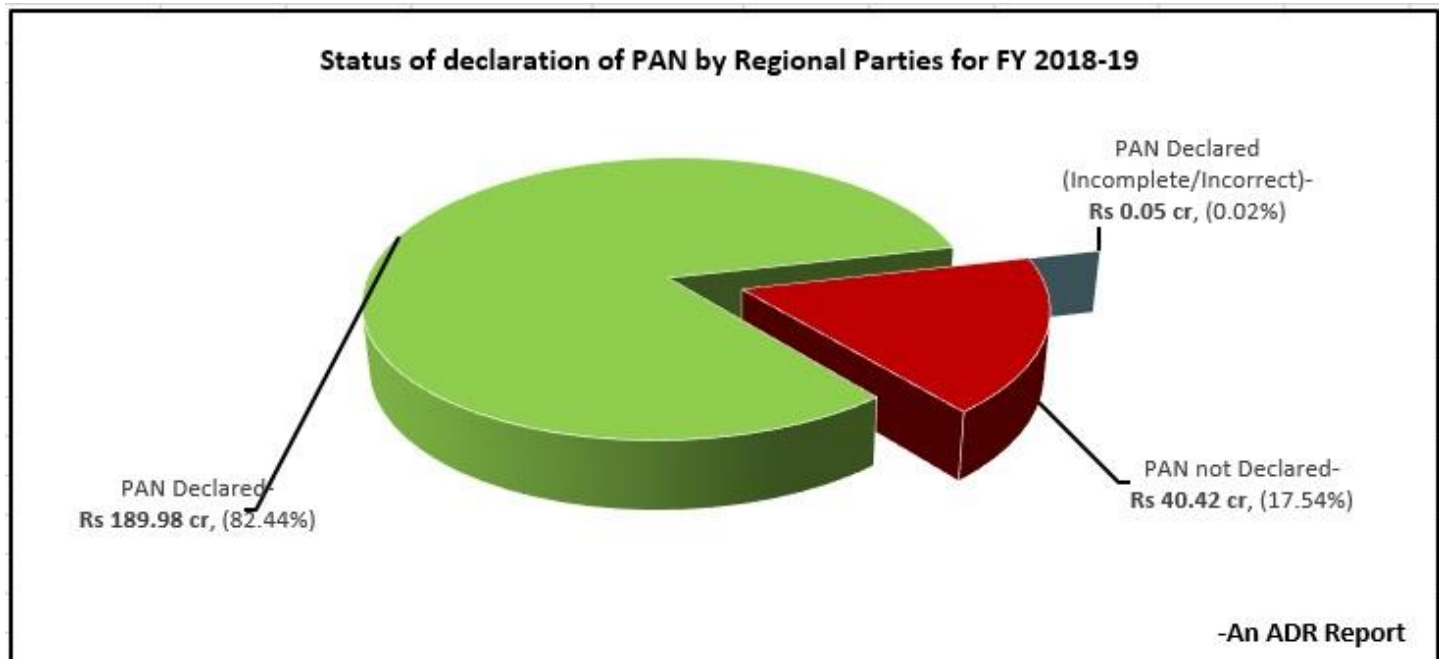


Chart: Status of declaration of PAN by Regional Parties for FY 2018-19

Observations

- a. ECI [notification dated 29th August, '14](#) stated that “...**no tax deduction shall be allowed on the contributions made in cash by any person or company to a political party. Accordingly, the political party shall maintain name and address of all such individuals, companies or entities making donation to it, excepting petty sums, donated by the public only during its public rallies**”. This notification was applicable for donations made from FY 2014-15 onwards. 2 regional parties **DMK (Rs 1.513 cr)** and **NPF (Rs 7.90 lakhs)** have received cash donations worth a total of **Rs 1.59 cr that do not have address details**.
- b. For FY 2018-19, address details for **516** donations worth **Rs 6.85 cr (2.97%** of total donations received by the regional parties) were not declared by parties.
- c. Out of 23 Regional Parties who had declared receiving donations, **16 parties**, have **declared receiving 728 donations worth Rs 40.42 cr without PAN details**.
- d. For a large number of donations, **regional parties have mentioned ‘Online/RTGS/Cheque no.’** as mode of contribution without providing any further information such as bank details. This makes it difficult to verify whether the information given is accurate or not.
- e. Out of a total of **4046** donations, mode of contribution for **776 donations** worth **Rs 56.87 cr** is incomplete/undeclared. Of these, mode of payment for **59 donations** worth **Rs 39.775 cr** received by **TRS** is incomplete/undeclared.
- f. **Three** regional parties namely **TRS, SHS** and **BJD** declared receiving donations via **Electoral Bonds** worth **Rs 141.50 cr, Rs 60.40 cr** and **Rs 211.50 cr**, respectively. The donations to these parties through Electoral Bonds have not been accounted for in this report, since they were accounted for in the [analysis of audit reports](#) of these parties for FY 2018-19, as per the format.
- g. Shiv Sena’s contribution report available on the ECI website for FY 2018-19 is incomplete at the time of preparation of this report. Hence, it has not been considered for analysis in this report.

Recommendations

- a. The Supreme Court gave a judgment on September 13, 2013 declaring that no part of a candidate’s affidavit should be left blank. Similarly, **no part of the Form 24A submitted by political parties providing details of donations above Rs 20,000 should be blank**.
- b. The National and Regional Parties should, ideally, **lead by example** by filing **complete and correct statements** of donations to the ECI **well in time** for public scrutiny so as to encourage financial transparency.
- c. It is suggested that the ECI **publicizes on its website details of the action taken (if any) against political parties that fail to provide required details** (such as name and address) of individuals, companies or entities making donations in cash.
- d. Parties **not adhering** to the deadline fixed by the Election Commission of India should be **penalized** by making them **liable to pay tax on 100% of their income** from various sources.
- e. **Incomplete contributions reports** having missing or incorrect PAN/mode of payment details must **be returned to the parties** by the ECI, to deter them from providing incomplete information.
- f. **The National and Regional political parties must provide all information on their finances under the Right to Information Act**. This will go a long way in strengthening political parties, elections and democracy.

Detailed Report

Political parties rely heavily on donations for contesting elections and running their daily affairs. They receive huge sums of money in the form of donations/ contributions from corporates or business houses, trusts and individuals. Section 29C of the Representation of People Act, 1951 mandates that political parties submit their contribution details in excess of Rs 20,000 received from any person or a company to the ECI annually, in order to enjoy 100% tax exemption.

This report, prepared by **Association for Democratic Reforms (ADR)** focuses on donations received by 25 Regional Political Parties, during the Financial Year 2018-19, as submitted by the parties to the Election Commission of India (ECI).

I. Donations declared by Regional Parties to the ECI (FY 2018-19)

- Under **Section 29C(1) of the Representation of People's Act, 1951**, political parties are required to prepare a report providing details of contributions **in excess of twenty thousand rupees** from any person in a particular financial year to avail 100% tax exemption. However, in FY 2018-19, we see that **6 regional** parties (AAP, DMK, GFP, SP, MNS and NPF) have also provided details of donations received **below Rs 20,000** in their contributions report, amounting to **Rs 7 lakhs**.
- The total amount of donations declared by regional parties, including both above and below Rs 20,000, was **Rs 230.45 cr**, from **4046 donations**.
- With regard to the total amount of donations, **YSR-C** leads with **Rs 80.575 cr** from 142 donations followed by **TRS**, which has declared receiving **Rs 41.275 cr** from 62 donations. **BJD** declared receiving **Rs 29.317 cr** that is the third highest amongst all regional parties.
- 65.60% or Rs 151.167 cr** of the total donations received by regional parties have been received solely by top three regional parties.
- No donations have been declared by **JVM-P** and **AIADMK** for FY 2018-19.

Donations declared by Regional parties during FY 2018-19						
S. No.	Party	Declared donations above Rs 20,000		Declared donations below Rs 20,000		Total
		Donations (Rs in cr)	No. of donations	Donations (Rs in cr)	No. of donations	
1	YSR-C	80.575	142	0	0	Rs 80.575 cr
2	TRS	41.275	62	0	0	Rs 41.275 cr
3	BJD	29.317	37	0	0	Rs 29.317 cr
4	TDP	26.179	56	0	0	Rs 26.179 cr
5	AAP	14.6076	2820	0.0024	3	Rs 14.61 cr
6	JDU	13.18	63	0	0	Rs 13.18 cr
7	PMK	4.198	26	0	0	Rs 4.198 cr
8	JDS	3.75	8	0	0	Rs 3.75 cr
9	DMK	3.5015	33	0.0045	6	Rs 3.506 cr
10	SDF	2.857	37	0	0	Rs 2.857 cr
11	GFP	2.2564	9	0.0006	1	Rs 2.257 cr
12	INLD	1.754	13	0	0	Rs 1.754 cr
13	SAD	1.754	212	0	0	Rs 1.754 cr
14	NDPP	1.67	13	0	0	Rs 1.67 cr

Donations declared by Regional parties during FY 2018-19						
S. No.	Party	Declared donations above Rs 20,000		Declared donations below Rs 20,000		Total
		Donations (Rs in cr)	No. of donations	Donations (Rs in cr)	No. of donations	
15	SP	1.0524	7	0.0016	2	Rs 1.054 cr
16	MNS	0.7905	16	0.0015	1	Rs 0.792 cr
17	AIMIM	0.55	3	0	0	Rs 0.55 cr
18	LJP	0.515	23	0	0	Rs 0.515 cr
19	AIUDF	0.325	6	0	0	Rs 0.325 cr
20	RLD	0.18	6	0	0	Rs 0.18 cr
21	NPF	0.017	3	0.062	423	Rs 0.079 cr
22	DMDK	0.06	10	0	0	Rs 0.06 cr
23	JMM	0.017	5	0	0	Rs 0.017 cr
24	AIADMK	0	0	0	0	Rs 0
25	JVM-P	0	0	0	0	Rs 0
Total		Rs 230.38 cr	3,610 donations	Rs 0.07 cr	436 donations	Rs 230.45 cr

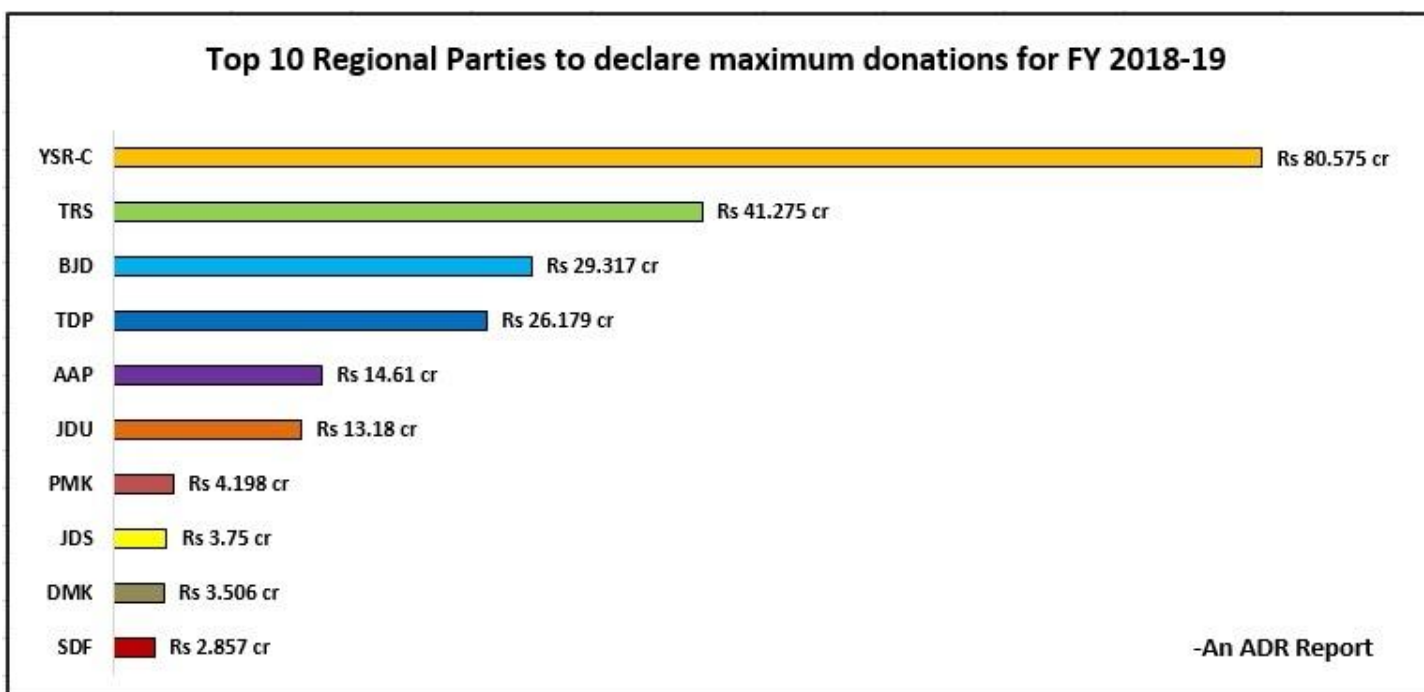


Chart: Top 10 Regional Parties to declare maximum donations for FY 2018-19

II. Comparison of donations received by Regional Parties between FY 2017-18 and FY 2018-19

- 3 regional parties** considered for this report did not submit their one year contribution report in the two financial years: **GFP, INLD and NDPP**. While **Shiv Sena's** contribution report available on the ECI website for FY 2018-19 is incomplete.
- SAD and NPF** are the **two regional parties**, which have declared a **decrease** in the amount of donations received between FY 2017-18 and 2018-19.
- The overall donations of **15 regional parties** saw an **increase** in the current financial year, 2018-19 from the previous financial year, 2017-18.

- d. The highest percentage increase in the donations received between FY 2017-18 and 2018-19 was declared **PMK, TDP, TRS** and **YSR-C** of **9106%, 1407%, 1148%** and **865%** respectively.

Comparison of donations received by Regional Parties between FY 2017-18 and FY 2018-19 (Rs in cr)				
Regional Party	FY 2017-18 (A)	FY 2018-19 (B)	Amount increased/decreased since last year (B-A=C)	Percentage increase/decrease (C/A*100)
YSR-C	8.35	80.575	72.225	865%
TRS	3.307	41.275	37.968	1148%
BJD	13.04	29.317	16.277	125%
TDP	1.737	26.179	24.442	1407%
AAP	8.326	14.61	6.284	75%
JDU	11.19	13.18	1.99	18%
PMK	0.0456	4.198	4.1524	9106%
JDS	0.787	3.75	2.963	376%
DMK	1.269	3.506	2.237	176%
SDF	0.85	2.857	2.007	236%
SAD	2.289	1.754	-0.535	-23%
SP	0.66	1.054	0.394	60%
MNS	0.107	0.792	0.685	640%
LJP	0.069	0.515	0.446	646%
AIUDF	0.07	0.325	0.255	364%
RLD	0	0.18	0.18	-
NPF	0.652	0.079	-0.573	-88%
DMDK	0.008	0.06	0.052	650%
JMM	0	0.017	0.017	-
JVM-P	0.035	0	-0.035	-
AIADMK	0	0	0	0%
AIMIM	0	0.55	0.55	-
Shiv Sena	1.676	*	-	-
GFP	Not available on ECI website	2.257	-	-
INLD	Not available on ECI website	1.754	-	-
NDPP	Not available on ECI website	1.67	-	-
Total	Rs 52.79 cr	Rs 224.77 cr	Rs 171.98 cr	326%

*Party's contribution report available on ECI website for FY 2018-19 is incomplete

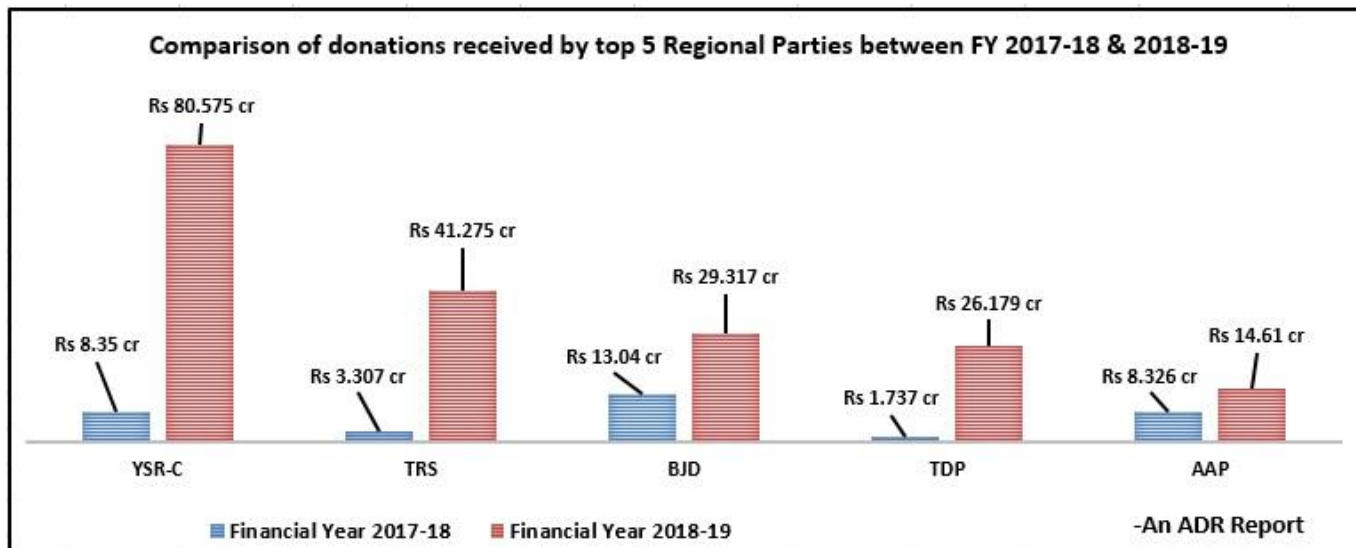


Chart: Comparison of donations received by top 5 Regional Parties between FY 2017-18 & 2018-19

III. Cash donations declared by Regional Parties in FY 2018-19

- Out of the total donations of **Rs 230.45 cr** declared by the regional parties, **Rs 3.20 cr** from **450 donations** was received in **cash** during FY 2018-19. This formed **1.39%** of the **total donations** to the parties.
- Maximum donations in cash** was declared by **DMK**, which collected a total of **Rs 2.978 cr**, followed by **PMK** with **Rs 10.6 lakhs**, **NPF** with **Rs 7.90 lakhs**, and **RLD** with **Rs 3 lakhs** and **DMDK** with **Rs 1 lakh**.
- Among all the states, donors from **Tamil Nadu** made the highest donations of **Rs 1.58 cr** in cash followed by donors from **Uttar Pradesh** who donated a total of **Rs 3 lakhs** in cash.
- 2 regional parties (NPF and DMK)** have received cash donations worth a total of **Rs 1.59 cr** that do not have address details.
- For complete list of state-wise cash donations, please refer to **Annexure – 1**.

Donations received by Regional Parties in cash - FY 2018-19 (Rs in cr)						Total
Party	DMK	PMK	NPF	RLD	DMDK	
Amount	2.978	0.106	0.079	0.03	0.01	Rs 3.20 cr
No. of donations	14	6	426	2	2	450




Chart: Donations received in cash by Regional Parties for FY 2018-19

IV. State-wise donations to Regional Parties in FY 2018-19

- Segregation of donations according to State and sectors** was made by **ADR** based on the **names and address** provided by the parties in their donations report to the ECI.
- Donations declared by the regional parties contained details of donations received from **27 States/Union Territories/common capitals** and **16 countries** according to the declared address of donors. Only AAP declared donations from abroad. (Refer Annexure – 5)
- Amongst all the states/UTs/common capitals, the highest amount of **Rs 77.215 cr** was donated to the regional parties from **Delhi**, followed by **Rs 45.227 cr** from **Telangana** and **Rs 43.918 cr** from **Maharashtra**.

State-wise donations to Regional Parties in FY 2018-19		
State	Donations received from states (Rs in cr)	Percentage share
Delhi	77.215	33.51%
Telangana	45.227	19.63%
Maharashtra	43.918	19.06%
Karnataka	21.08	9.15%
Andhra Pradesh	19.058	8.27%
Other states & countries	17.102	7.42%
Undeclared address	6.85	2.97%

- AAP** has received **Rs 0.57 cr** worth of donations from outside India, becoming the **only regional party** that has **received donations from across 16 countries outside India** (Refer Annexure – 2 for complete details of top 50 donations from abroad).
- Top 5 countries from where **AAP** has received donations are **United States, UAE, Singapore, Canada** and **Australia**.

Top 5 countries from where AAP received donations in FY 2018-19

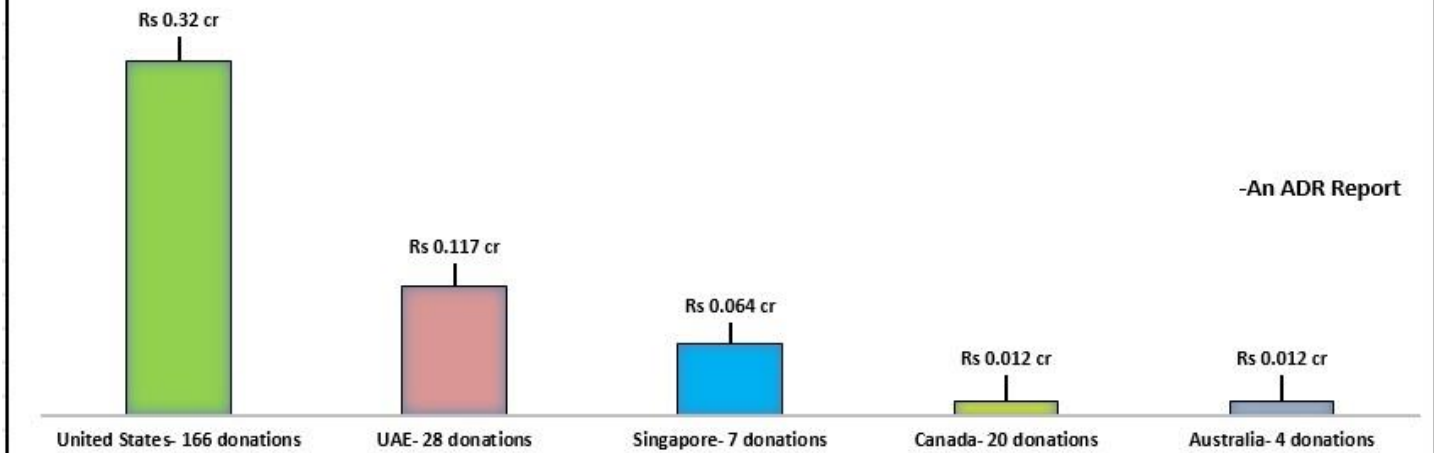


Chart: Top 5 countries from where AAP received donations in FY 2018-19

Donations classified based on address as declared by Regional Parties for FY 2018-19

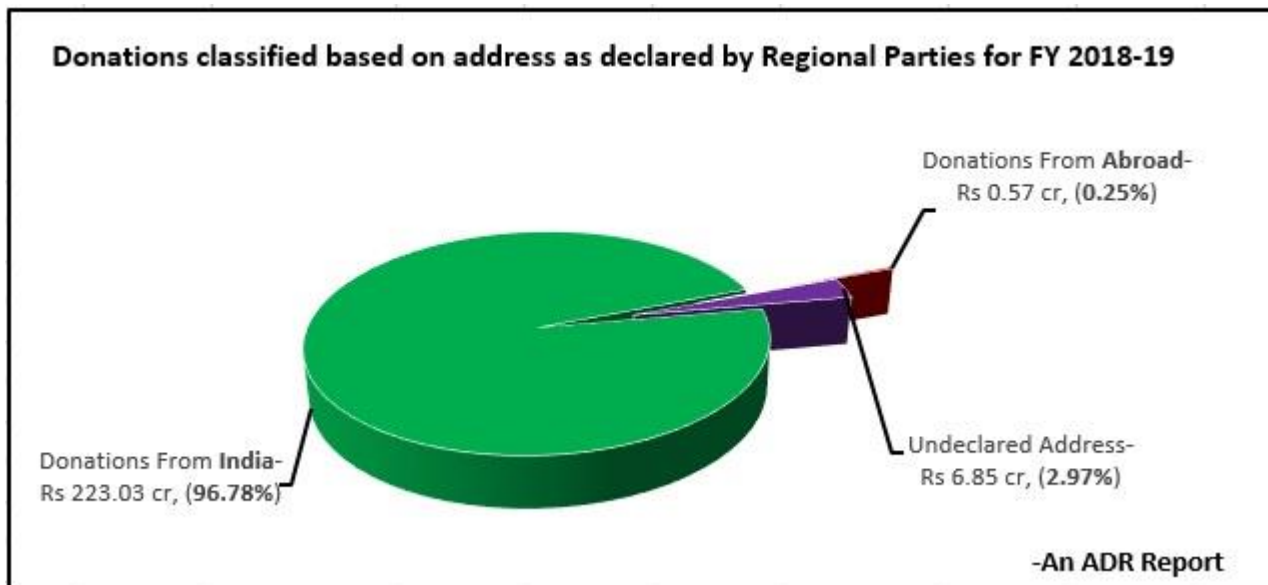


Chart: Donations classified based on address as declared by Regional Parties for FY 2018-19

V. Mode of contribution to Regional Parties in FY 2018-19

- Regional parties declared receiving a total of **Rs 105.955 cr** through **Cheque/DD** from a total of **400 donations** where complete contribution details were provided, forming **45.98%** of the total donations received. While **2420 donations**, amounting to **Rs 64.42 cr** was received in the form of **Bank Transfer**, forming **27.95%** of the total donations received.
- Mode of contribution details for donations worth **Rs 56.84 cr** or **24.67%** of the total amount were **incomplete**.
- 450 donations** amounting to **Rs 3.20 cr** was received in cash.
- For complete list of mode of contribution to regional parties, please refer to **Annexure – 3**.

Mode through which donations were received as declared by Regional Parties for FY 2018-19 (Rs in cr)						
Donations	Cheque/DD		Bank Transfer	Cash	Undeclared	Grand Total
	Details complete	Details incomplete				
Total no. of donations	400	775	2420	450	1	4,046 donations
Total donations declared (Rs in cr)	105.955	56.843	64.42	3.2	0.032	Rs 230.45 cr
Share of donations	45.98%	24.67%	27.95%	1.39%	0.01%	100%

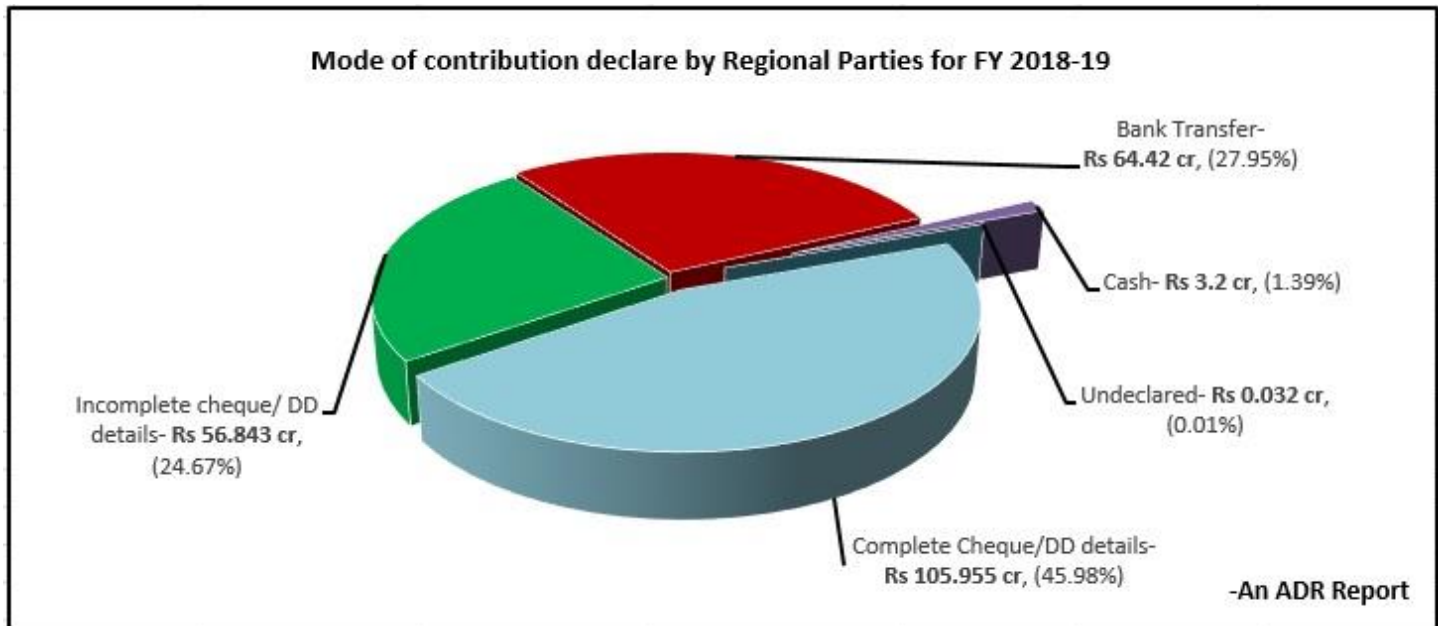


Chart: Mode of contribution declare by Regional Parties for FY 2018-19

VI. Donors from Corporates/ business sectors Vs. Individual donors

- Corporates/ business sectors have been segregated from individual donations by **ADR** as this segregation is not a part of the form submitted by the political parties to the ECI.
- 292** donations from **corporate/business** sectors amounting to **Rs 188.42 cr** were made to the regional parties while **3414** individual donors donated **Rs 39.97 cr** to the parties during FY 2018-19.
- With the maximum number of donations during FY 2018-19, YSR-C has declared 43 donations from corporate/business sectors amounting to **Rs 70.61 cr** while 78 individual donors donated **Rs 9.74 cr** to the party.
- For complete list of sector-wise contributions to regional parties, please refer to Annexure – 4.

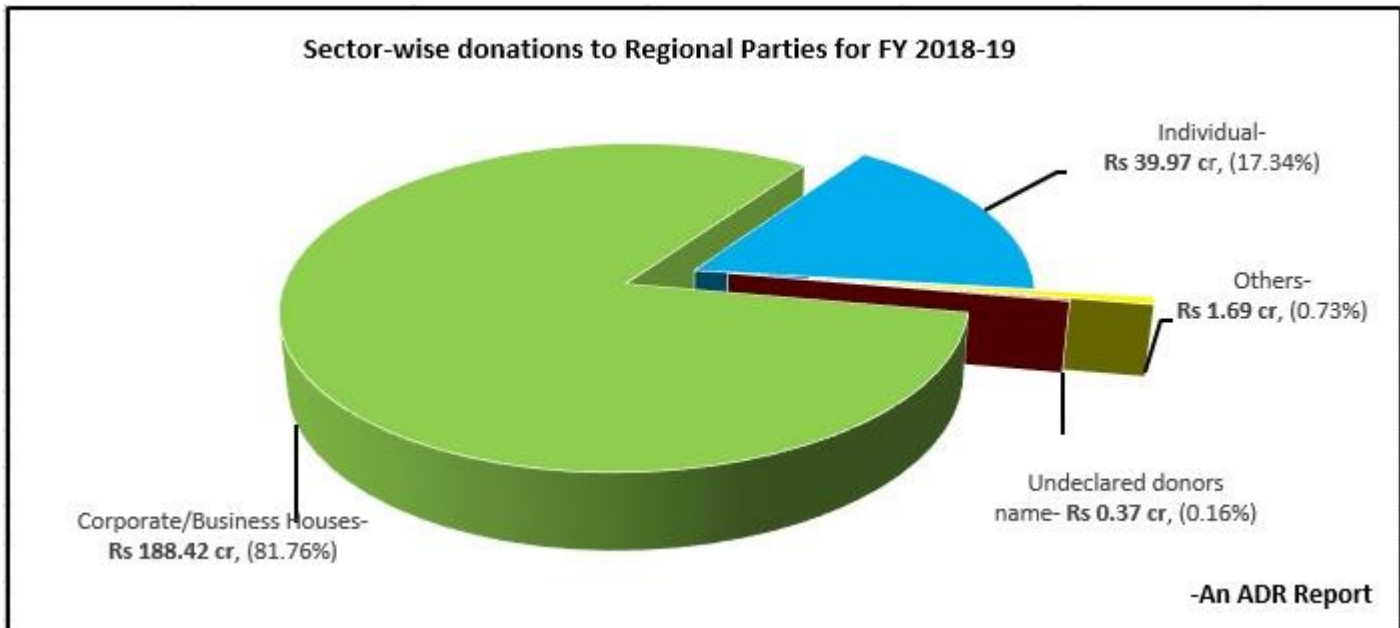


Chart: Sector-wise donations to Regional Parties for FY 2018-19

VII. Disclosure of PAN details of donors by Regional parties, FY 2018-19

- Out of 23 regional parties who had declared receiving donations, **16 parties** have **declared receiving 728 donations without PAN details**.
- Parties like **PMK, NDPP, NPF, DMDK** and **JMM** who have declared 100 percent donations above Rs 20,000, **have not provided PAN details of even a single donor** in its donations statement.
- BJD** has received the maximum amount, **Rs 27 cr** from donations without PAN details, followed by **PMK**, which received an amount of **Rs 4.198 cr**, and **YSR-C** that received **Rs 3.227 cr** from such similar donations.

Status of declaration of PAN details of donations received by Regional Parties for FY 2018-19								
Regional Party	PAN Declared		Incomplete/Incorrect PAN		PAN not Declared		Total no. of donations	Total amount of donations
	No. of donations with PAN details	Contributions (Rs in cr)	No. of donations with PAN details	Contributions (Rs in cr)	No. of donations without PAN details	Contributions (Rs in cr)		
YSR-C	91	77.343	1	0.005	50	3.227	142	Rs 80.575 cr
TRS	62	41.275	0	0	0	0	62	Rs 41.275 cr
BJD	30	2.305	1	0.01	6*	27.002	37	Rs 29.317 cr
TDP	55	26.159	0	0	1	0.02	56	Rs 26.179 cr
AAP	2678	14.315	18	0.035	127	0.26	2823	Rs 14.61 cr
JDU	46	13.11	0	0	17	0.07	63	Rs 13.18 cr
PMK	0	0	0	0	26	4.198	26	Rs 4.198 cr
JDS	8	3.75	0	0	0	0	8	Rs 3.75 cr
DMK	15	0.46	0	0	24	3.046	39	Rs 3.506 cr
SDF	37	2.857	0	0	0	0	37	Rs 2.857 cr
GFP	9	2.2564	0	0	1	0.0006	10	Rs 2.257 cr
INLD	13	1.754	0	0	0	0	13	Rs 1.754 cr
SAD	204	1.699	0	0	8	0.055	212	Rs 1.754 cr
NDPP	0	0	0	0	13	1.67	13	Rs 1.67 cr

Status of declaration of PAN details of donations received by Regional Parties for FY 2018-19								
Regional Party	PAN Declared		Incomplete/Incorrect PAN		PAN not Declared		Total no. of donations	Total amount of donations
	No. of donations with PAN details	Contributions (Rs in cr)	No. of donations with PAN details	Contributions (Rs in cr)	No. of donations without PAN details	Contributions (Rs in cr)		
SP	9	1.054	0	0	0	0	9	Rs 1.054 cr
MNS	9	0.191	0	0	8	0.601	17	Rs 0.792 cr
AIMIM	3	0.55	0	0	0	0	3	Rs 0.55 cr
LJP	19	0.425	0	0	4	0.09	23	Rs 0.515 cr
AIUDF	6	0.325	0	0	0	0	6	Rs 0.325 cr
RLD	4	0.15	0	0	2	0.03	6	Rs 0.18 cr
NPF	0	0	0	0	426	0.079	426	Rs 0.079 cr
DMDK	0	0	0	0	10	0.06	10	Rs 0.06 cr
JMM	0	0	0	0	5	0.017	5	Rs 0.017 cr
Grand Total	3298 donations	Rs 189.98 cr	20 donations	Rs 0.05 cr	728 donations	Rs 40.42 cr	4046 donations	Rs 230.45 cr

*BJD has provided CIN number (not PAN details) for 5 of these 6 donations in its Contribution Report

VIII. Donations to Regional Parties worth Rs 1 crore and above, FY 2018-19

- Regional parties together have received **41 donations** worth **Rs 1 crore and above** in **FY 2018-19**.
- Top two highest donations were given by Prudent Electoral Trust to YSR-C worth **Rs 27 cr** and TDP worth **Rs 15 cr**.
- Top highest donations to BJD worth **Rs 10 cr**, were given by **AB General Electoral Trust**.
- DMK** received numerous **donations in cash each less than Rs 2000**, which amounted to a total of **Rs 1.51 cr**.
- Parties such as **TRS, JDS, INLD** and **GFP** received highest single donation worth **Rs 7.5 cr, Rs 2 cr, Rs 1.5 cr** and **Rs 1 cr** respectively.

Donations to Regional Parties worth Rs 1 cr and above, FY 2018-19						
S. No.	Name	Complete Address of the Contributing Person/Company	PAN (Yes/No)	Amount of Contribution (Rs.)	Mode of Contribution *(Cheque/Demand Draft /cash)	Party Name
1	Prudent Electoral Trust	G-15 Hans Bhawan, 1 Bahadurshah Zafer Marg, New Delhi-110002	Yes	270,000,000	Cheque No. 000334, 000336, 000372, 000382, HDFC Bank, Date. 13-06-2018, 20-06-2018, 24-03-2019, 30-03-2019	YSR-C
2	Prudent Electoral Trust	G-15 Hans Bhavan, 1 Bahadurshah Zafar Marg, New Delhi-110002	Yes	150,000,000	Cheque No.000383, Date-27.03.2019, HDFC Bank, KG Marg New Delhi, Date of receipt- 28-03-2019	TDP
3	AB General Electoral Trust	AB General Electoral Trust, Queens Mansion, 1st Floor Prescott Road, Fort Mumbai-400001	No	100,000,000	Cheque No. 000051, HDFC, CIN- U74999MH2017NPL295595	BJD
4	Prudent Electoral Trust	G-15 Hans Bhavan, 1 Bahadurshah Zafar Marg, New Delhi-110002	Yes	100,000,000	Cheque No.000374, Date-19.03.2019, HDFC Bank, KG Marg New Delhi, Date of receipt- 26-03-2019	TDP

Donations to Regional Parties worth Rs 1 cr and above, FY 2018-19						
S. No.	Name	Complete Address of the Contributing Person/Company	PAN (Yes/No)	Amount of Contribution (Rs.)	Mode of Contribution *(Cheque/Demand Draft /cash)	Party Name
5	Andru Minerals	Dr. No 79-2-1, 2nd Floor, Prasanthi Estates, Tilak Road, Rajamahendravaram, EG.DT-533103	Yes	95,000,000	RTGS, Date. 29-03-2019, 30-03-2019	YSR-C
6	MVV Builders	Plot No. 21, Door No. 4-62-1, Near Post Office, Lawsons Bay Colony, Visakhapatnam-530017	Yes	90,000,000	Transfer, Date. 06-08-2018, 07-08-2018, 18-08-2018, 31-08-2018, 10-10-2018, 12-10-2018, 31-10-2018, 21-12-2018, 04-01-2019, 17-01-2019	YSR-C
7	Prudent Electoral Trust	6-15, Hans Bhawan, 1, Bahadurshah Zafar Marg, New Delhi	Yes	75,000,000	Cheque No. 000366, Dt-19.01.19	TRS
8	AB General Electoral Trust	AB General Electoral Trust, Queens Mansion, 1st Floor Prescott Road, Fort Mumbai-400001	No	50,000,000	Cheque No. 000049, HDFC, CIN-U74999MH2017NPL295595	BJD
9	AB General Electoral Trust	AB General Electoral Trust, Queens Mansion, 1st Floor Prescott Road, Fort Mumbai-400001	No	50,000,000	Cheque No. 000063, HDFC, CIN-U74999MH2017NPL295595	BJD
10	AB General Electoral Trust	AB General Electoral Trust, Queens Mansion, 1st Floor Prescott Road, Fort Mumbai-400001	No	50,000,000	Cheque No. 000067, HDFC, CIN-U74999MH2017NPL295595	BJD
11	Prudent Electoral Trust	6-15, Hans Bhawan, 1, Bahadurshah Zafar Marg, New Delhi	Yes	50,000,000	Cheque No. 000377, Dt-25.03.19	TRS
12	IND Sing Developers Pvt Ltd	No. 208, West Minister Complex, Cunningham Road, Bangalore-560052	Yes	50,000,000	RTGS, Date. 16-03-2019	YSR-C
13	Prudent Electoral Trust	6-15, Hans Bhawan, 1, Bahadurshah Zafar Marg, New Delhi	Yes	40,000,000	Cheque No. 000356, Dt-03.12.18	TRS
14	Champion Luxury Resorts Private Limited	JS Tower, L 32, 2nd A Main, 6th Sector, Outer Ring Road, HSR Layout, Bangaluru, Karnataka - 560102	Yes	40,000,000	NEFT, Date. 12-03-2019, 14-03-2019	YSR-C
15	G.V. Bhaskar Rao	Plot No. 23, Bunglow Number-205, Card Master Enclave Tarbund	Yes	30,000,000	Cheque No. 000168, Dt-19.11.18	TRS
16	Laxmi Ganesh Enterprises	Plot No. 49, Ayyappa Colony, Suraram Village Road, Quthbullapur Mandal Medchal, Hyderabad	Yes	28,228,000	RTGS, Date, 03-04-2018, 04-04-2018, 16-04-2018, 01-06-2018, 02-06-2018, 14-12-2018	YSR-C
17	AB General Electoral Trust	AB General Electoral Trust, Queens Mansion, 1st Floor Prescott Road, Fort Mumbai - 400001	No	20,000,000	Cheque No. 000068 HDFC, CIN-U74999MH2017NPL295595	BJD

Donations to Regional Parties worth Rs 1 cr and above, FY 2018-19						
S. No.	Name	Complete Address of the Contributing Person/Company	PAN (Yes/No)	Amount of Contribution (Rs.)	Mode of Contribution *(Cheque/Demand Draft /cash)	Party Name
18	Bhagamane Developers Pvt Ltd	7/2 Langford Road Gardens, Near Republic Nursing Home, Langford Road Town, Bangalore 560025	Yes	20,000,000	Cheque No.862209, Indian Overseas Bank, Gandhi Nagar, Bangalore, Dt-24.04.2018	JDS
19	M/s. Raghava Constructions	8-2-603/1/27 & 28, Raghava Pride, Krishnapuram Street Road No.10, Banjara Hills, Hyderabad-500034	Yes	20,000,000	Cheque No. 013501, Dt-04.05.18	TRS
20	Mullapudi Veera Venkata Satyanarayana	Door No. 4-68-3, Near Post Office Lawsons Bay Colony, Visakhapatnam-530017	Yes	20,000,000	RTGS, Cheque No.207906 & 207907, Date.31-08-2018, 05-09-2018, 12-09-2018, 20-09-2018	YSR-C
21	President of the Party	Contribution Received in Cash of less than Rs.2000/- from each persons during meetings and other occasions, Hundial collections through and in the presence of The President of the Party	No	15,133,400	Cash	DMK
22	Prudent Electoral Trust	G-15, Hansbhawan-1, Bahadurshah Zafar Marg, New Delhi-110002	Yes	15,000,000	Cheque No 000370, HDFC	BJD
23	Satya Electoral Trust	New Delhi	Yes	15,000,000	Cheque No.000352	INLD
24	Subha Gruha Projects(India) Pvt Ltd	H.No. 50-50-33/3, J R Plaza, 1st Floor, Gurudwara Junction, NH-5, Visakhapatnam-530013	Yes	13,544,000	RTGS, Date. 05-01-2019, 21-01-2019, 05-02-2019, 07-02-2019, 08-02-2019	YSR-C
25	Haigreeva Infratech Projects Limited	Flat No.101 & 102, Blok No. 7, Paras Paradise, Indira Nagar, Old Dairy Farm, Visakhapatnam-530040	Yes	12,500,000	RTGS, Date. 12-02-2019, 13-02-2019, 15-02-2019	YSR-C
26	Anand Chandra Bose	Vasco Da Gama, Mormugao	Yes	10,000,000	Deposited, HDFC, A/c No.50200022995905 Date-07.01.2019	GFP
27	Sam Paul Educational Trust	Pitchaveeranpet, Moolakulam Puducherry-605010	No	10,000,000	NEFT, Collected during the year	PMK
28	Micro Labs Ltd.	Marming South Sikkim	Yes	10,000,000	Cheque No-769189, CANARA	SDF
29	Samaj Electoral Trust, Association	9/1-R N Mukherji Road, 5th Floor, Kolkatta-700001	Yes	10,000,000	Cheque.No.000055, DCB Bank Limited, Shakespear Sarani, Kolkata, Dt-27.03.19	SP
30	M/s. Aeroc Space Technologies Private Limited	103, Aparna Apartments, Bhagya Nagar Colony, Kukatpally Hyderabad-500072	Yes	10,000,000	Cheque No. 934266, Dt-02.05.18	TRS
31	Shri Chamakura Malla Reddy	Sy. No.59, Jayanagar Colony Near Sai Baba Temple, New	Yes	10,000,000	Cheque No. 017856, Dt-04.05.18	TRS

Donations to Regional Parties worth Rs 1 cr and above, FY 2018-19						
S. No.	Name	Complete Address of the Contributing Person/Company	PAN (Yes/No)	Amount of Contribution (Rs.)	Mode of Contribution *(Cheque/Demand Draft /cash)	Party Name
		Bowenpally, Secunderabad-500011				
32	M/s. Sri Venkateswara Enterprises	Plot No. 5, Rama Kanta Complex Bairamala, Guda, L.B Nagar Hyderabad-500074	Yes	10,000,000	Cheque No. 958385, Dt-04.05.18	TRS
33	M/s. Sri Venkateswara Enterprises	Plot No. 5, Rama Kanta Complex Bairamala, Guda, L.B Nagar Hyderabad-500074	Yes	10,000,000	Cheque No. 958386, Dt-04.05.18	TRS
34	Smt. G. Saroja Vivekanand	6-3-1238/A, Renuka Enclave, Somajiguda, Hyderabad-500082	Yes	10,000,000	Cheque No. 876426, Dt-04.05.18	TRS
35	M/s. Hotel Park Continental	10-4-6 Hyuman Nagar, Masab Tank Hyderabad-500028	Yes	10,000,000	Cheque No 385810, Dt-10.05.18	TRS
36	M/s. Gland Celsus Bio Chemicals Private Ltd	Flat No. 305, My Home Gardenia Apartments, Ameerpet, Hyderabad	Yes	10,000,000	Cheque No. 934920, Dt-24.10.18	TRS
37	M/s. Gland Celsus Bio Chemicals Private Ltd	Flat No. 305, My Home Gardenia Apartments, Ameerpet, Hyderabad	Yes	10,000,000	Cheque No. 961939, Dt-03.11.18	TRS
38	Classic Realty Pvt Ltd	# 56 B/34, First Main, Lower Palace Orchards, Vyalikaval, Bangalore	Yes	10,000,000	RTGS, Date. 02-02-2019	YSR-C
39	Gubbala Tulasi Kumar	D.No. 65-2-19, Narasanna Nagar, Kakinada, E.G.Dist	Yes	10,000,000	Cheque No.000111, Kotak Mahindra, Date. 14-03-2019	YSR-C
40	Champion Land Zone Private Limited	JS Tower, L 32, 2nd A Main, 6th Sector, Outer Ring Road, HSR Layout, Bengaluru, Karnataka - 560102	Yes	10,000,000	NEFT, Date. 15-03-2019	YSR-C
41	Fuzen Software Private Limited	Sy. No. 126, 4th Floor, West Wing, PSR Prime Towers, Gachibowli Village, Serilingampally Mandal, R.R. District, Telangana-500019	Yes	10,000,000	NEFT, Date. 29-03-2019	YSR-C

Contact details

<p>Media and Journalist Helpline +91 80103 94248 Email: adr@adrindia.org https://adrindia.org/about-adr/state-coordinators</p>	<p>Maj Gen Anil Verma (Retd.) Head, ADR & NEW +91 8826479910 anilverma@adrindia.org</p>	<p>Prof Jagdeep Chhokar IIM Ahmedabad (Retd) Founder, ADR & NEW +919999620944 jchhokar@gmail.com</p>	<p>Prof Trilochan Sastry IIM Bangalore Founder, ADR & NEW +919448353285, tsastry@gmail.com</p>
--	---	--	---

Disclaimer

The data analyzed in this report is based on the Contribution Reports submitted by the parties to the Election Commission of India (ECI) for the FY 2018-19. The same can be accessed <https://eci.gov.in/files/category/1181-recognized-state-parties/>

For complete list of donor details of all the Regional Parties, kindly visit <http://myneta.info/party>

For other research reports on political party funding, kindly visit <https://adrindia.org/research-and-report/political-party-watch>

Annexure – 1

Donations to Regional Parties in cash, FY 2018-19

State	Donations to Regional Parties in cash, FY 2018-19 (Rs in cr)					Grand Total
	DMK	PMK	NPF	RLD	DMDK	
Tamil Nadu	1.465	0.106	0	0	0.01	Rs 1.58 cr
Uttar Pradesh	0	0	0	0.03	0	Rs 0.03 cr
Undeclared Address	1.513	0	0.079	0	0	Rs 1.59 cr
Total	Rs 2.978 cr	Rs 0.106 cr	Rs 0.079 cr	Rs 0.03 cr	Rs 0.01 cr	Rs 3.20 cr

Annexure – 2

Top 50 Donations from Abroad to AAP, FY 2018-19

Top 50 Donations from Abroad to AAP, FY 2018-19					
S. No.	Name	Complete Address of the Contributing Person/Company	PAN (Yes/No)	Amount of Contribution (Rs.)	Mode of Contribution
1	Niranjan Raghavan Rao	6 Geylang East Avenue 2, #05 - 08 Singapore 389756	No	500,000	Bank Transfer
2	Subrato Saha	Mansion 18, Jumeirah Island, United Arab Emirates	Yes	500,000	Bank Transfer
3	Deeksha Talwar	526 Sequioa Drive USA	Yes	200,000	Bank Transfer
4	Dalip Kaur	10210 Berryessa Dr, Stockton, CA, 95219, United States	No	150,000	Bank Transfer
5	Dalip Kaur	56 Benmore Dr, Hayward CA 94542, United States	No	120,000	Bank Transfer
6	Subrato Saha	Mansion 18, Jumeirah Island, United Arab Emirates	Yes	100,001	Bank Transfer
7	Joseph Hilton Dominic Fernandes	Po Box 21, Abu Dhabi - UAE	Yes	100,000	Bank Transfer
8	Shoukat Safdari	K 260 - 262 Al Ghail Industrial Park (Free Zone) Ras Al Khaimah UAE	Yes	100,000	Bank Transfer
9	Amit Subhash Behere	301 W 22nd St, Apt 6, New York, NY 10011, United States	Yes	70,000	Bank Transfer
10	Anjali Mangi	620 IRIS Avenue, Apartment 135, Sunnyvale, CA-94086, United States	Yes	70,000	Bank Transfer
11	Jeswanth Reddy Muthyala	933 Arcadia Ave Apt N, Arcadia CA 91007	Yes	70,000	Bank Transfer
12	Manohar Bhati Mura	00 East Remington Dr Apt # F262 Sunnyvale CA - 94087	Yes	70,000	Bank Transfer
13	Neha A	3005 Green Hollow Drive Iselin NJ 08830, United States	Yes	70,000	Bank Transfer

Top 50 Donations from Abroad to AAP, FY 2018-19					
S. No.	Name	Complete Address of the Contributing Person/Company	PAN (Yes/No)	Amount of Contribution (Rs.)	Mode of Contribution
14	Prabhat Kumar Sharma	4523 Calaveras Ave, Fremont CA 94538, United States	Yes	70,000	Bank Transfer
15	Rajendra Lodha	451 Timbercreek Lane Little Elm Tx USA	Yes	70,000	Bank Transfer
16	Ravi Katiyar	9405 Lake Ct, Lrving TX 75063 USA	Yes	70,000	Bank Transfer
17	Sailaja Nandela	2001SW Hazeltine Ln, Apt 16 Bentonville, AR 72713, United States	Yes	70,000	Bank Transfer
18	Sanjan Devan	2213 Stillness Pond Lane, Apex NC 27539 United States	Yes	70,000	Bank Transfer
19	Sandeep Aggarwal	13028 Belle Isle Ln, Frisco TX 75033, United States	Yes	70,000	Bank Transfer
20	Santosh Addagulla	4523 Calaverser Ave, Fremont, CA - 94 538, United States	Yes	70,000	Bank Transfer
21	Sanub Devan	2049 Campana Dr Raleigh, NC 27603, United States	Yes	70,000	Bank Transfer
22	Shyam Panjwani	24 Union Square, Apt 429 Union City, California - 94587, USA	Yes	70,000	Bank Transfer
23	Sreekanth Kocharlakota	1020 Fonthill Avenue, Torrance CA 90503, United States	Yes	70,000	Bank Transfer
24	Veena Rani	620 IRIS Avenue Apartment #135 Sunnyvale, California 94086	Yes	70,000	Bank Transfer
25	Vijaya Lakshmi	4626Spalding Dr Plano TX - 75024 USA	Yes	70,000	Bank Transfer
26	Vishal Kudchadkar	10742 National Blvd Los Angeles CA 90064	Yes	70,000	Bank Transfer
27	Amit Subhash Behere	301 W 22nd St, Apt 6, New York, NY 10011, United States	Yes	65,000	Bank Transfer
28	Jeswanths Family and Friends	933 Arcadia Ave Apt N, Arcadia CA 91007	Yes	65,000	Bank Transfer
29	Raman Kumar Dhammi	21 Wymlet Street Fawkner, VLC. Australia 3060	No	65,000	Bank Transfer
30	Jeswanth Reddy Muthyala	933 Arcadia Ave Apt N, Arcadia CA 91007	Yes	60,000	Bank Transfer
31	Shinu George	Shinu George Radiology Technologist, Almana General Hospital, Al Khobar, Saudi Arabia	Yes	53,000	Bank Transfer
32	Amit Subhash Behere	301 W 22nd St, Apt 6, New York, NY 10011, United States	Yes	50,000	Bank Transfer
33	Harish Narayanappa	39490 Albany Cmm Apt W 665655600 USA	No	50,000	Bank Transfer
34	Jeswanth Reddy Muthyala	933 Arcadia Ave Apt N, Arcadia CA 91007	Yes	50,000	Bank Transfer
35	Kabita Bose	Plot # 37932 Gaborone, Botswana	Yes	50,000	Bank Transfer

Top 50 Donations from Abroad to AAP, FY 2018-19					
S. No.	Name	Complete Address of the Contributing Person/Company	PAN (Yes/No)	Amount of Contribution (Rs.)	Mode of Contribution
36	Nanad Kumar Kurup	Via Dongana 3, Milano 20123, Italy	Yes	50,000	Bank Transfer
37	Pawan Kumar Modi	Block 723 Vishun Street 71 #10-153 Singapore 760723	Yes	50,000	Bank Transfer
38	Pawan Kumar Modi	Block 723 Vishun Street 71 #10-153 Singapore 760723	Yes	50,000	Bank Transfer
39	Rajeev Vohra	P.O Box 150197 Sharjah UAE	Yes	50,000	Bank Transfer
40	Sharad Chand Singhvi	201, Al yousifi Building, Buheria Corniche , Sharjah, United Arab Emirates	Yes	50,000	Bank Transfer
41	Sekhar Mittal	382 Ventura Avenue USA	Yes	50,000	Bank Transfer
42	Siddhartha Gautam	2880 Mirella Court Apt 9304, CASA Mirella Apartment, United States	No	45,000	Bank Transfer
43	Gaurav Bhatnagar	Flat 9, 98 Buccleuch Street, Glasgow G3 6NS, United Kingdom	No	44,813	Bank Transfer
44	Aditi Saraf	Spichenstr. 8 Munich 81667, Germany	Yes	40,000	Bank Transfer
45	Santosh Addagulla	4523 Calaverser Ave, Fremont, CA - 94 538, United States	Yes	40,000	Bank Transfer
46	Vikas Saroha	Artarmon, 2064 NSW Australia	No	32,000	Bank Transfer
47	Manas Bhat	27512 Country Gen Rd Agoura Hills CA 91301	No	30,000	Bank Transfer
48	Shyam Panjwani	24 Union Square, Apt 429 Union City, California - 94587, USA	Yes	27,000	Bank Transfer
49	Ahmed Anwar	ABB Industries LLC P O Box 11070, 9th Floor, Concord Tower, United Arab Emirates	Yes	25,000	Bank Transfer
50	Amith Svanur	9558 Clarkes Meadow PL NW Concord NC-28027, United States	No	25,000	Bank Transfer

Annexure – 3

Mode of payment declared by Regional Parties, FY 2018-19

Mode of payment declared by Regional Parties, FY 2018-19												
Party	Cheque/DD				Bank Transfer		Cash		Undeclared		Total No. of donations	Total Contribution
	Complete		Incomplete									
	No. of donations	Contribution	No. of donations	Contribution	No. of donations	Contribution	No. of donations	Contribution	No. of donations	Contribution		
YSR-C	23	41.865	5	0.85	114	37.86	0	0	0	0	142	Rs 80.575 cr
TRS	0	0	59	39.775	3	1.5	0	0	0	0	62	Rs 41.275 cr
BJD	8	29.05	29	0.267	0	0	0	0	0	0	37	Rs 29.317 cr
TDP	54	26.12	0	0	2	0.059	0	0	0	0	56	Rs 26.179 cr
AAP	0	0	644	10.57	2179	4.04	0	0	0	0	2823	Rs 14.61 cr
JDU	9	0.079	0	0	54	13.1	0	0	0	0	63	Rs 13.18 cr
PMK	4	0.04	0	0	16	4.052	6	0.106	0	0	26	Rs 4.198 cr
JDS	6	3.45	1	0.15	1	0.15	0	0	0	0	8	Rs 3.75 cr
DMK	23	0.396	1	0.1	0	0	14	2.978	1	0.032	39	Rs 3.506 cr
SDF	32	2.357	0	0	5	0.5	0	0	0	0	37	Rs 2.857 cr
GFP	0	0	10	2.257	0	0	0	0	0	0	10	Rs 2.257 cr
INLD	0	0	13	1.754	0	0	0	0	0	0	13	Rs 1.754 cr
SAD	202	0.426	0	0	10	1.328	0	0	0	0	212	Rs 1.754 cr
NDPP	0	0	10	0.69	3	0.98	0	0	0	0	13	Rs 1.67 cr
SP	9	1.054	0	0	0	0	0	0	0	0	9	Rs 1.054 cr
MNS	15	0.612	2	0.18	0	0	0	0	0	0	17	Rs 0.792 cr
AIMIM	0	0	1	0.25	2	0.3	0	0	0	0	3	Rs 0.55 cr
LJP	3	0.155	0	0	20	0.36	0	0	0	0	23	Rs 0.515 cr
AIUDF	5	0.225	0	0	1	0.1	0	0	0	0	6	Rs 0.325 cr
RLD	3	0.1	0	0	1	0.05	2	0.03	0	0	6	Rs 0.18 cr
NPF	0	0	0	0	0	0	426	0.079	0	0	426	Rs 0.079 cr
DMDK	4	0.025	0	0	4	0.025	2	0.01	0	0	10	Rs 0.06 cr
JMM	0	0	0	0	5	0.017	0	0	0	0	5	Rs 0.017 cr
Grand Total	400 Donations	Rs 105.955 cr	775 Donations	Rs 56.843 cr	2420 Donations	Rs 64.42 cr	450 Donations	Rs 3.20 cr	1 donation	Rs 0.032 cr	4046 Donations	Rs 281.45 cr

Annexure – 4

Sector-wise donations to Regional Parties for FY 2018-19

Sector-wise donations to Regional Parties for FY 2018-19										
Regional Party	Corporate/Business Houses		Individual		Others		Undeclared donors name		Total No of donations	Total Contribution (Rs in crores)
	No of donations	Contribution	No of donations	Contribution	No of donations	Contribution	No of donations	Contribution		
YSR-C	43	70.61	78	9.74	0	0	21	0.225	142	Rs 80.575 cr
TRS	38	31.61	22	9.6	2	0.065	0	0	62	Rs 41.275 cr
BJD	8	29.05	29	0.267	0	0	0	0	37	Rs 29.317 cr
TDP	7	25.035	49	1.144	0	0	0	0	56	Rs 26.179 cr
AAP	99	2.8	2724	11.81	0	0	0	0	2823	Rs 14.61 cr
JDU	30	13.01	33	0.17	0	0	0	0	63	Rs 13.18 cr
PMK	11	4.01	15	0.188	0	0	0	0	26	Rs 4.198 cr
JDS	7	3.5	1	0.25	0	0	0	0	8	Rs 3.75 cr
DMK	1	0.0025	36	1.9605	1	1.513	1	0.03	39	Rs 3.506 cr
SDF	12	2.252	25	0.605	0	0	0	0	37	Rs 2.857 cr
GFP	7	1.25	2	1.0064	0	0	1	0.0006	10	Rs 2.257 cr
INLD	4	1.705	9	0.049	0	0	0	0	13	Rs 1.754 cr
SAD	9	1.34	203	0.414	0	0	0	0	212	Rs 1.754 cr
NDPP	4	0.32	9	1.35	0	0	0	0	13	Rs 1.67 cr
SP	1	1	8	0.054	0	0	0	0	9	Rs 1.054 cr
MNS	4	0.451	8	0.248	5	0.093	0	0	17	Rs 0.792 cr
AIMIM	1	0.3	2	0.25	0	0	0	0	3	Rs 0.55 cr
LJP	4	0.075	18	0.37	0	0	1	0.07	23	Rs 0.515 cr
AIUDF	0	0	6	0.325	0	0	0	0	6	Rs 0.325 cr
RLD	1	0.093	5	0.087	0	0	0	0	6	Rs 0.18 cr
NPF	0	0	118	0.017	3	0.017	305	0.045	426	Rs 0.079 cr
DMDK	1	0.01	9	0.05	0	0	0	0	10	Rs 0.06 cr
JMM	0	0	5	0.017	0	0	0	0	5	Rs 0.017 cr
Grand Total	292 donations	Ra 188.42 cr	3414 donations	Rs 39.97 cr	11 donations	Rs 1.69 cr	329 donations	Rs 0.37 cr	4046 donations	Rs 230.45 cr

Annexure – 5

State-wise donations received by Regional parties: FY 2018-19

Donations declared by Regional parties : FY 2018-19					
Donations from Abroad			Donations from India		
Country	No of donations	Total Donations (Rs in cr)	State	No of donations	Total Donations (Rs in cr)
United States	166	0.32	Delhi	836	77.215
UAE	28	0.117	Telangana	592	45.227
Singapore	7	0.064	Maharashtra	322	43.918
Canada	20	0.012	Karnataka	311	21.08
Australia	4	0.012	Andhra Pradesh	90	19.058
UK	6	0.007	Tamil Nadu	83	3.254
Germany	2	0.006	Puducherry	7	3
Philippines	4	0.006	Sikkim	36	2.81
Saudi Arabia	2	0.0059	Goa	21	1.697
Botswana	1	0.005	Haryana	169	1.324
Italy	1	0.005	West Bengal	52	1.033
Brunei	3	0.003	Rajasthan	40	0.968
Oman	3	0.003	Punjab	229	0.918
Czech Republic	5	0.0025	Madhya Pradesh	136	0.398
Bermuda	13	0.0023	Odisha	110	0.39
Jersey	1	0.000001	Uttar Pradesh	81	0.228
Total	266 donations	Rs 0.57 cr	Chhattisgarh	15	0.145
			Mizoram	1	0.1
			Kerala	21	0.06
			Hyderabad	1	0.05
			Chandigarh	29	0.039
			Bihar	11	0.037
			Gujarat	50	0.028
			Assam	4	0.025
			Uttarakhand	4	0.017
			Himachal Pradesh	2	0.007
			Jharkhand	11	0.002
			Undeclared Address	516	6.85
			Grand Total	3780 donations	Rs 229.88 cr