

Date: 29 October, 2021

# **ANALYSIS OF DONATIONS RECEIVED BY REGIONAL POLITICAL PARTIES – FY 2019-20**

A Report by  
Association for Democratic Reforms

Association for Democratic Reforms  
T-95, 2<sup>nd</sup> floor, C.L. House, Gautam Nagar  
New Delhi – 110 049  
Email: [adr@adrindia.org](mailto:adr@adrindia.org); Phone: 011-4165 4200

## Table of Contents

Executive Summary .....	3
Observations.....	9
Recommendations.....	10
Detailed Report.....	11
I. Donations declared by Regional Parties to the ECI (FY 2019-20) .....	11
II. Comparison of donations received by Regional Parties between FY 2018-19 and FY 2019-20 .....	13
III. Cash donations declared by Regional Parties in FY 2019-20 .....	14
IV. State-wise donations to Regional Parties in FY 2019-20 .....	15
V. Mode of contribution to Regional Parties in FY 2019-20 .....	17
VI. Donors from Corporates/ business sectors Vs. Individual donors .....	18
VII. Disclosure of PAN details of donors by Regional parties, FY 2019-20 .....	19
VIII. Donations to Regional Parties worth Rs 1 crore and above, FY 2019-20 .....	20
Contact details .....	23
Disclaimer .....	23
Annexure – 1.....	24
Annexure – 2.....	24
Annexure – 3.....	27
Annexure – 4.....	28
Annexure – 5.....	30

## Analysis of Donations declared by Regional Political Parties – FY 2019-20

This report, prepared by **Association for Democratic Reforms (ADR)** focuses on donations declared by Regional Political Parties, during the Financial Year 2019-20, as submitted by the parties to the Election Commission of India (ECI).

### Executive Summary

The **executive summary** below lists the key observations drawn from the report:

#### I. Status of submission of Contribution Reports by Regional Parties to ECI (FY 2019-20)

Out of **53** regional parties analyzed, **only 2** had submitted their donations reports to the ECI in the stipulated time period. **28** other regional parties have delayed their submission by a minimum of 6 days to 320 days. There are **23 regional political parties who have defaulted** on the submission of their donations reports to the ECI during FY 2019-20, till date, 29<sup>th</sup> October, 2021.

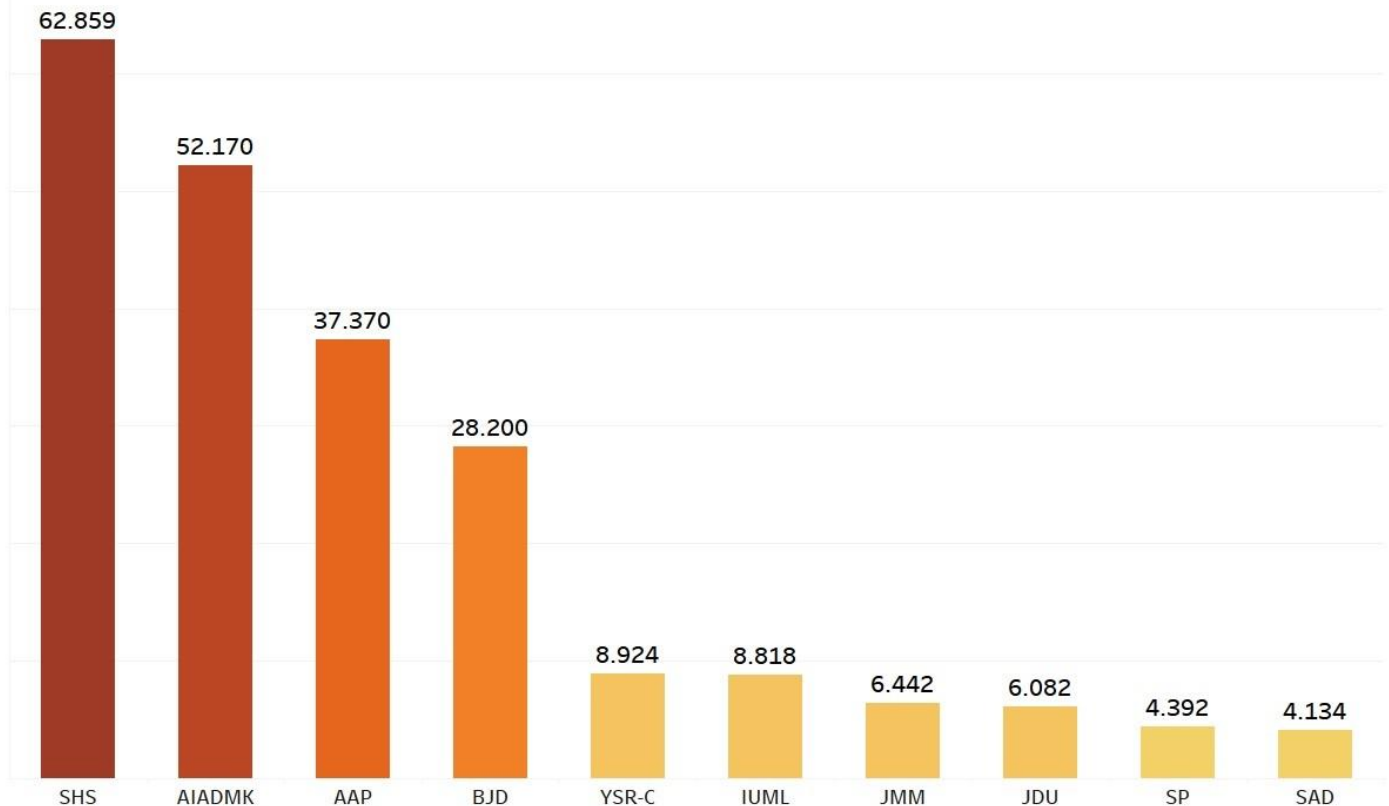
S. No.	Political Party	Financial Year- 2019-20 : Due date for filing report: 30.09.2020			
		Party Code	Status of Submission	Date of Submission	No. of days by which delayed
1	All India United Democratic Front	AIUDF	Submitted on time	17 September 2020	-
2	Rashtriya Lok Dal	RLD	Submitted on time	28 September 2020	-
3	Samajwadi Party	SP	Submitted with delay	7 October 2020	6 Days
4	Jannayak Janta Party	JJP	Submitted with delay	23 October 2020	22 Days
5	All India Anna Dravida Munnetra Kazhagam	AIADMK	Submitted with delay	26 October 2020	25 Days
6	Shiromani Akali Dal	SAD	Submitted with delay	29 October 2020	28 Days
7	Yuvajana Sramika Rythu Congress Party	YSR-C	Submitted with delay	4 November 2020	34 Days
8	Indian Union Muslim League	IUML	Submitted with delay	9 November 2020	39 Days
9	Biju Janata Dal	BJD	Submitted with delay	17 November 2020	47 Days
10	Goa Forward Party	GFP	Submitted with delay	7 December 2020	67 Days
11	Jharkhand Vikas Morcha (Prajantrik)	JVM-P	Submitted with delay	15 December 2020	75 Days
12	Aam Aadmi Party	AAP	Submitted with delay	18 December 2020	78 Days
13	Maharashtra Navnirman Sena	MNS	Submitted with delay	21 December 2020	81 Days
14	All India Majlis-E-Ittehad-ul-Muslimeen	AIMIM	Submitted with delay	21 December 2020	81 Days
15	Telugu Desam Party	TDP	Submitted with delay	23 December 2020	83 Days
16	Dravida Munnetra Kazhagam	DMK	Submitted with delay	24 December 2020	84 Days
17	Janata Dal (United)	JDU	Submitted with delay	24 December 2020	84 Days
18	Lok Janshakti Party	LJP	Submitted with delay	24 December 2020	84 Days
19	Nationalist Democratic Progressive Party	NDPP	Submitted with delay	28 December 2020	88 Days
20	Indian National Lok Dal	INLD	Submitted with delay	30 December 2020	90 Days
21	Jharkhand Mukti Morcha	JMM	Submitted with delay	2 January 2021	93 Days
22	Pattali Makkal Katchi	PMK	Submitted with delay	11 January 2021	102 Days
23	Janata Dal (Secular)	JDS	Submitted with delay	14 January 2021	105 Days
24	Desiya Murpokku Dravida Kazhagam	DMDK	Submitted with delay	1 February 2021	123 Days
25	Shiv Sena	SHS	Submitted with delay	4 February 2021	126 Days
26	Telangana Rashtra Samithi	TRS	Submitted with delay	15 February 2021	137 Days
27	Asom Gana Parishad	AGP	Submitted with delay	13 April 2021	195 Days
28	Sikkim Democratic Front	SDF	Submitted with delay	16 June 2021	259 Days
29	Naga People's Front	NPF	Submitted with delay	28 July 2021	301 Days

S. No.	Political Party	Financial Year- 2019-20 : Due date for filing report: 30.09.2020			
		Party Code	Status of Submission	Date of Submission	No. of days by which delayed
30	Jammu & Kashmir National Conference	JKNC	Submitted with delay	16 August 2021	320 Days
31	Sikkim Krantikari Morcha	SKM	Not available on ECI website		395 Days (As on 29 October, 2021)
32	Zoram Nationalist Party	ZNP	Not available on ECI website		
33	All India Forward Bloc	AIFB	Not available on ECI website		
34	AJSU Party	AJSU	Not available on ECI website		
35	Bodoland Peoples Front	BPF	Not available on ECI website		
36	Hill State People's Democratic Party	HSPDP	Not available on ECI website		
37	All India N.R. Congress	AINRC	Not available on ECI website		
38	Indigenous People's Front of Tripura	IPFT	Not available on ECI website		
39	Jammu and Kashmir Peoples Democratic Party	JKPDP	Not available on ECI website		
40	Jammu & Kashmir National Panthers Party	JKNPP	Not available on ECI website		
41	Kerala Congress (M)	KC(M)	Not available on ECI website		
42	Mizoram People's Conference	MPC	Not available on ECI website		
43	Mizo National Front	MNF	Not available on ECI website		
44	Rashtriya Janata Dal	RJD	Not available on ECI website		
45	People's Democratic Alliance	PDA	Not available on ECI website		
46	People's Party of Arunachal	PPA	Not available on ECI website		
47	Rashtriya Lok Samta Party	RLSP	Not available on ECI website		
48	Rashtriya Loktantrik Party	RLTP	Not available on ECI website		
49	Revolutionary Socialist Party	RSP	Not available on ECI website		
50	United Democratic Party	UDP	Not available on ECI website		
51	Janta Congress Chhattisgarh (J)	JCC (J)	Not available on ECI website		
52	People's Democratic Front	PDF	Not available on ECI website		
53	Maharashtrawadi Gomantak Party	MGP	Not available on ECI website		

## II. Donations to Regional Parties as declared to the ECI (FY 2019-20)

- Under **Section 29C (1) of the Representation of People's Act, 1951**, political parties are required to prepare a report providing details of contributions **in excess of twenty thousand rupees** from any person in a particular financial year to avail 100% tax exemption. However, in FY 2019-20, we see that **7 regional parties (IUML, DMK, PMK, MNS, JVM-P, SDF and NPF)** have also provided details of donations received **below Rs 20,000** in their contribution reports.
- The total amount of donations declared by 27 regional parties analysed, including both above and below Rs 20,000, was **Rs 233.686 cr**, from **6923 donations**.
- No donations have been declared by **NDPP, DMDK** and **JKNC** for FY 2019-20.
- With regard to the total amount of donations, **SHS** leads with **Rs 62.859 cr** from 436 donations followed by **AIADMK**, which has declared receiving **Rs 52.17 cr** from 3 donations. **AAP** declared receiving **Rs 37.37 cr** that is the third highest amongst all regional parties. **BJD** and **YSR-C** have declared total donations **Rs 28.20 cr** and **Rs 8.924 cr** respectively.
- 81.10% or Rs 189.523 cr** of the total donations received by regional parties have been received solely by **top 5 regional parties**.

**Top 10 Regional Parties which declared maximum donations for FY 2019-20 (in Rs Cr)**



**III. Comparison of donations received by Regional Parties between FY 2018-19 and FY 2019-20**

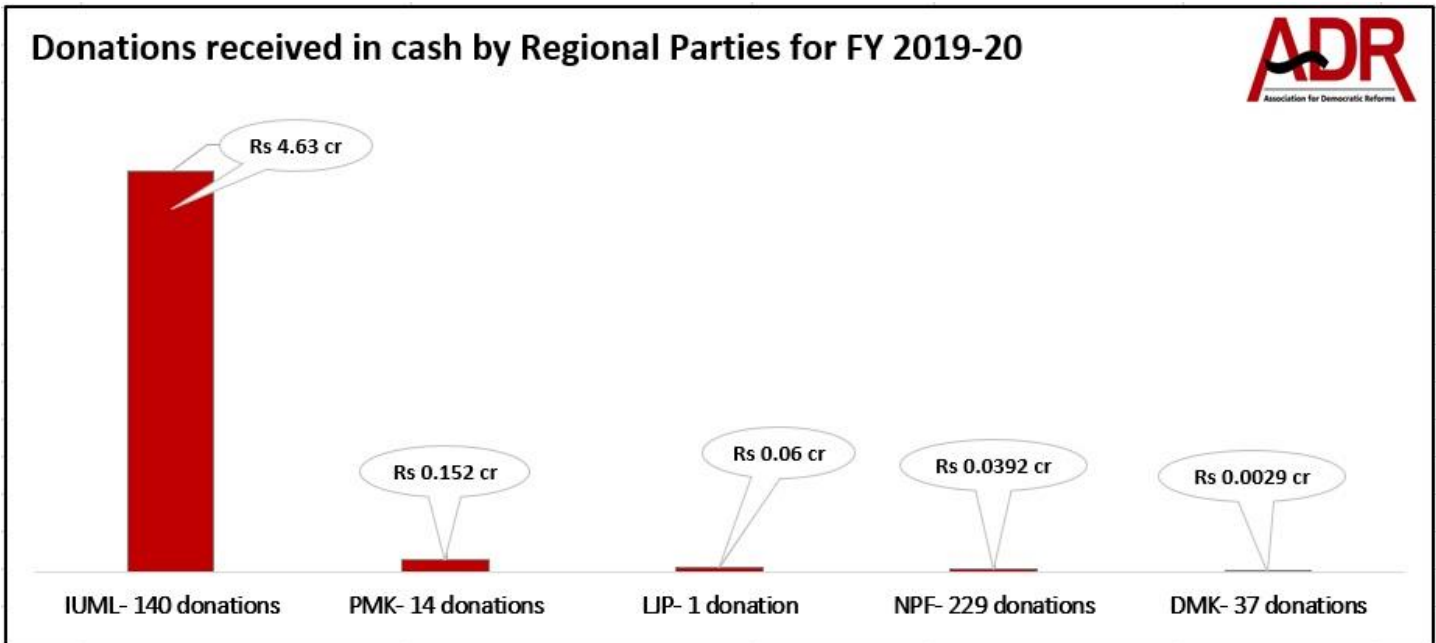
- JMM, LJP, SP and AAP** saw the maximum percentage increase in their income from donations between FY 2018-19 and 2019-20.
- Donations to **JMM** increased by **37794%**, followed by **LJP** for which it was **410%**, **SP** for which it was **317%**, and **AAP** that saw an increase of **156%**.
- Two parties (**AIADMK, JVM-P**) had not received any donations during FY 2018-19 but during FY 2019-20 **AIADMK** declared **Rs 52.17 cr** and **JVM-P** has declared **Rs 23.08 lakhs**.
- YSR-C, TRS, TDP, SHS and JDU** declared the highest decrease in the amount of donations received between FY 2018-19 and 2019-20, of **Rs 71.651 cr**, **Rs 40.876 cr**, **Rs 23.573 cr**, **Rs 7.371 cr** and **Rs 7.098 cr** respectively.
- The top five parties which declared the highest donations in FY 2019-20 are **SHS, AIADMK, AAP, BJD** and **YSR-C**. Out of these parties, **SHS, BJD** and **YSR-C** declared a **decrease in their donations** while **AIADMK** and **AAP** declared an **increase in the donations** in comparison with FY 2018-19.

**Comparison of donations received by top 5 Regional Parties between FY 2018-19 & 2019-20 (in Rs Cr)**



**IV. Cash donations declared by the Regional Parties – FY 2019-20**

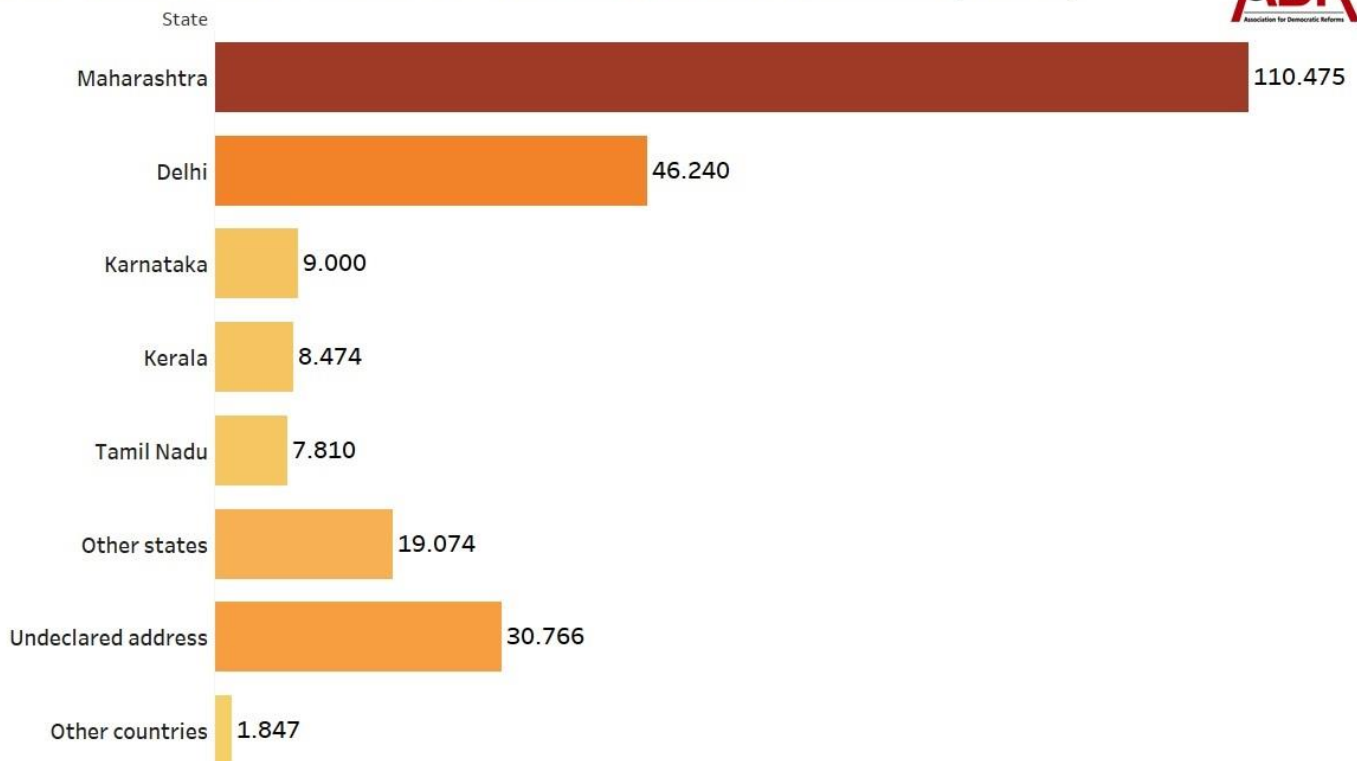
- Out of the total donations of **Rs 233.686 cr** declared by the regional parties, **Rs 4.884 cr** from **421 donations** was received in cash during FY 2019-20. This formed **2.09%** of the **total donations** to the parties.
- Maximum donations in cash** was declared by **IUML**, which collected a total of **Rs 4.63 cr**, followed by **PMK** with **Rs 52.20 lakhs**, **LJP** with **Rs 6.00 lakhs**, **NPF** with **Rs 3.92 lakhs** and **DMK** with **Rs 0.29 lakh**.
- Among all the states, donors from **Kerala** made the highest donations of **Rs 4.63 cr** in cash followed by donors from **Tamil Nadu** who donated a total of **Rs 13.93 lakhs** in cash.
- Donations worth **Rs 11.48 lakhs in cash did not have address details**. 4 Regional Parties (**PMK, LJP, NPF and DMK**) have received such donations in FY 2019-20. (Refer: Annexure 1)



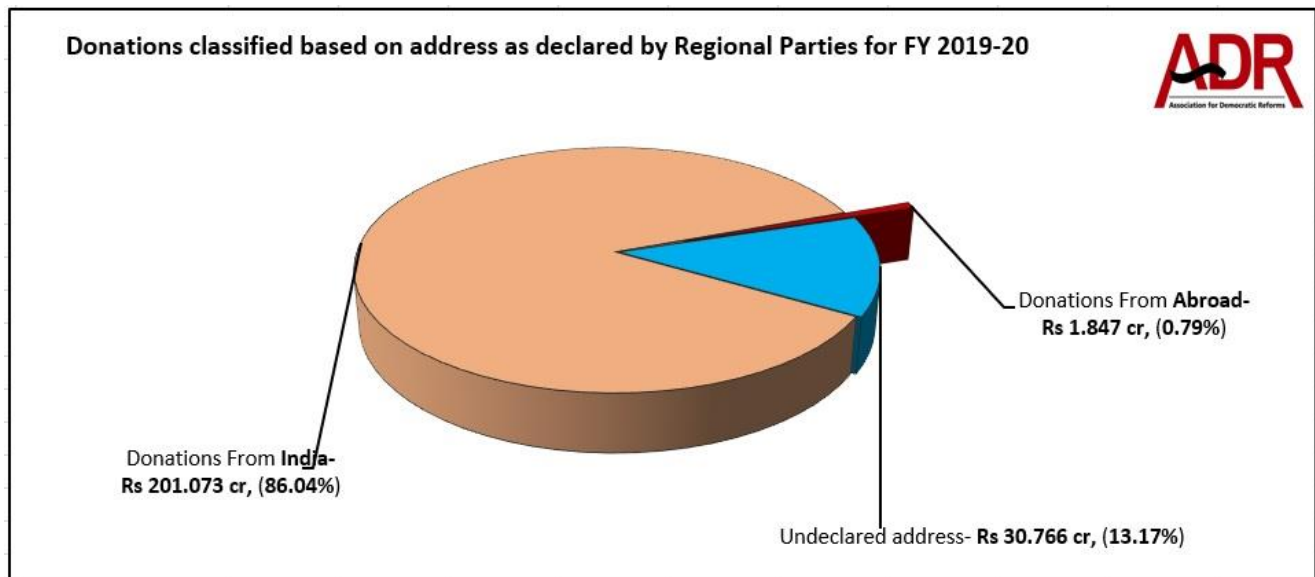
#### V. State-wise donations to Regional Parties

- Segregation of donations according to location** was made by **ADR** based on the **addresses** provided by the parties in their donations report to the ECI.
- Donations declared by the regional parties contained details of donations received from 26 States/Union Territories/common capitals and 22 countries according to the declared address of donors. Only AAP declared donations from abroad.
- Regional parties have declared receiving the highest donations of **Rs 110.475 cr** from **Maharashtra**, followed by **Rs 46.24 cr** from **Delhi** and **Rs 9.00 cr** from **Karnataka**.

### Top Five states which contributed to Regional parties, FY 2019-20 (in Rs Cr)



- d. **0.79%** or **Rs 1.847 cr** of the total donations above Rs 20,000 to **AAP** was received from **abroad**. (Annexure-2)
- e. A total of **Rs 30.766 cr** (13.17% of total donations received by the regional parties, FY 2019-20), **could not be attributed to any State/Union Territory due to incomplete or lack of information provided by the parties.**



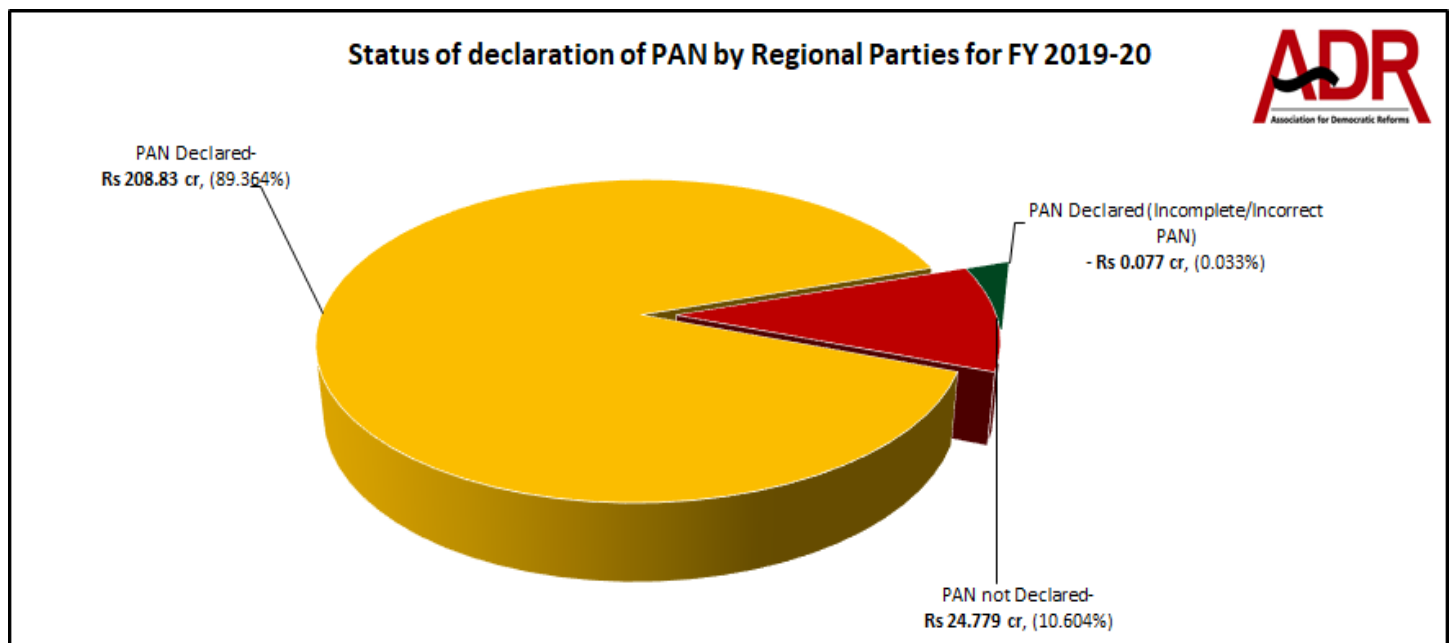


## VI. Donors from Corporates/ business sectors Vs. Individual donors

- 484 donations from **corporate/business** sectors amounting to **Rs 181.522 cr** were made to the regional parties while **5916** individual donors donated **Rs 42.48 cr** to the parties during FY 2019-20.
- In case of [National Parties](#), **2341** donations were made by corporate/business sectors amounting to **Rs 921.999 cr** (90.944% of total donations) while **3492** individual donors donated **Rs 74.46 cr** (7.345% of total donations) during FY 2019-20.
- With the maximum number of donations during FY 2019-20, **SHS** has declared **82 donations** from corporate/business sectors amounting to **Rs 48.251 cr** while **325 individual donors** donated **Rs 13.742 cr** to the party.

## VII. Disclosure of PAN details in donations

- Out of **27** regional parties which declared receiving donations, **16 parties**, have declared donations of donors **without their PAN details**.
- Rs 24.779 cr** or **10.604%** of the total amount of donations received by regional parties **do not have PAN details**.
- It is to be noted that parties like **PMK, JVM-P, AGP** and **NPF** have not provided PAN details of even a single donor in their donations statement.



## Observations

- ECI [notification dated 29<sup>th</sup> August, '14](#) stated that “...no tax deduction shall be allowed on the contributions made in cash by any person or company to a political party. Accordingly, the political party shall maintain name and address of all such individuals, companies or entities making donation to it, excepting petty sums, donated by the public only during its public rallies”. This notification was applicable for donations made from FY 2014-15 onwards. Only **NPF** have received 229 cash donations worth a total of **Rs 3.92 lakhs** that do not have name, address and PAN details.
- For FY 2019-20, address details for **599** donations worth **Rs 30.766 cr** (**13.17 %** of total donations received by the regional parties) were not declared by parties.

- c. After the analysis by ADR, it is found that the total sum of donations above Rs 20,000 declared by **AAP** in its contribution report is incorrect. On adding the various number of donations, it is found that the total declared by the party is Rs 37.52 cr, while the actual amount is Rs 37.37 cr.
- d. Out of 27 Regional Parties which declared receiving donations, **16 parties**, have **declared receiving 1026 donations worth Rs 24.779 cr without PAN details**.
- e. For a large number of donations, **regional parties have mentioned 'Online/RTGS/Cheque no.'** as mode of contribution without providing any further information such as bank details. This makes it difficult to verify whether the information given is accurate or not.
- f. Out of a total of **6923** donations, mode of contribution for **1071 donations worth Rs 94.628 cr** is incomplete/undeclared. Of these, mode of payment for **3 donations worth Rs 52.17 cr** received by **AIADMK** is incomplete.
- g. **14** regional parties namely (**TRS, TDP, YSR-C, BJD, DMK, SHS, AAP, JDU, SP, JDS, SAD, AIADMK, RJD & JMM**) declared receiving donations via **Electoral Bonds** worth **Rs 447.498 cr**. The donations to these parties through Electoral Bonds have not been accounted for in this report, since they were accounted for in the [analysis of audit reports](#) of these parties for FY 2019-20, as per the format. It is to be noted that **JMM party** declared the name of the donor who donated **Rs 1 crore** through Electoral Bond in its contribution report for FY 2019-20, however, this income through electoral bonds has not been declared by the party in its audit report, FY 2019-20.

### Recommendations

- a. The Supreme Court gave a judgment on September 13, 2013 declaring that no part of a candidate's affidavit should be left blank. Similarly, **no part of the Form 24A submitted by political parties providing details of donations above Rs 20,000 should be blank**.
- b. The National and Regional Parties should, ideally, **lead by example** by filing **complete and correct statements** of donations to the ECI **well in time** for public scrutiny so as to encourage financial transparency.
- c. It is suggested that the ECI **publicizes on its website details of the action taken (if any) against political parties that fail to provide required details** (such as name and address) of individuals, companies or entities making donations in cash.
- d. Parties **not adhering** to the deadline fixed by the Election Commission of India should be **penalized** by making them **liable to pay tax on 100% of their income** from various sources.
- e. **Incomplete contributions reports** having missing or incorrect PAN/mode of payment details must **be returned to the parties** by the ECI, to deter them from providing incomplete information.
- f. **The National and Regional political parties must provide all information on their finances under the Right to Information Act**. This will go a long way in strengthening political parties, elections and democracy.

## Detailed Report

Political parties rely heavily on donations for contesting elections and running their daily affairs. They receive huge sums of money in the form of donations/ contributions from corporates or business houses, trusts and individuals. Section 29C of the Representation of People Act, 1951 mandates that political parties submit their contribution details in excess of Rs 20,000 received from any person or a company to the ECI annually, in order to enjoy 100% tax exemption.

This report, prepared by **Association for Democratic Reforms (ADR)** focuses on donations received by 30 Regional Political Parties, during the Financial Year 2019-20, as submitted by the parties to the Election Commission of India (ECI).

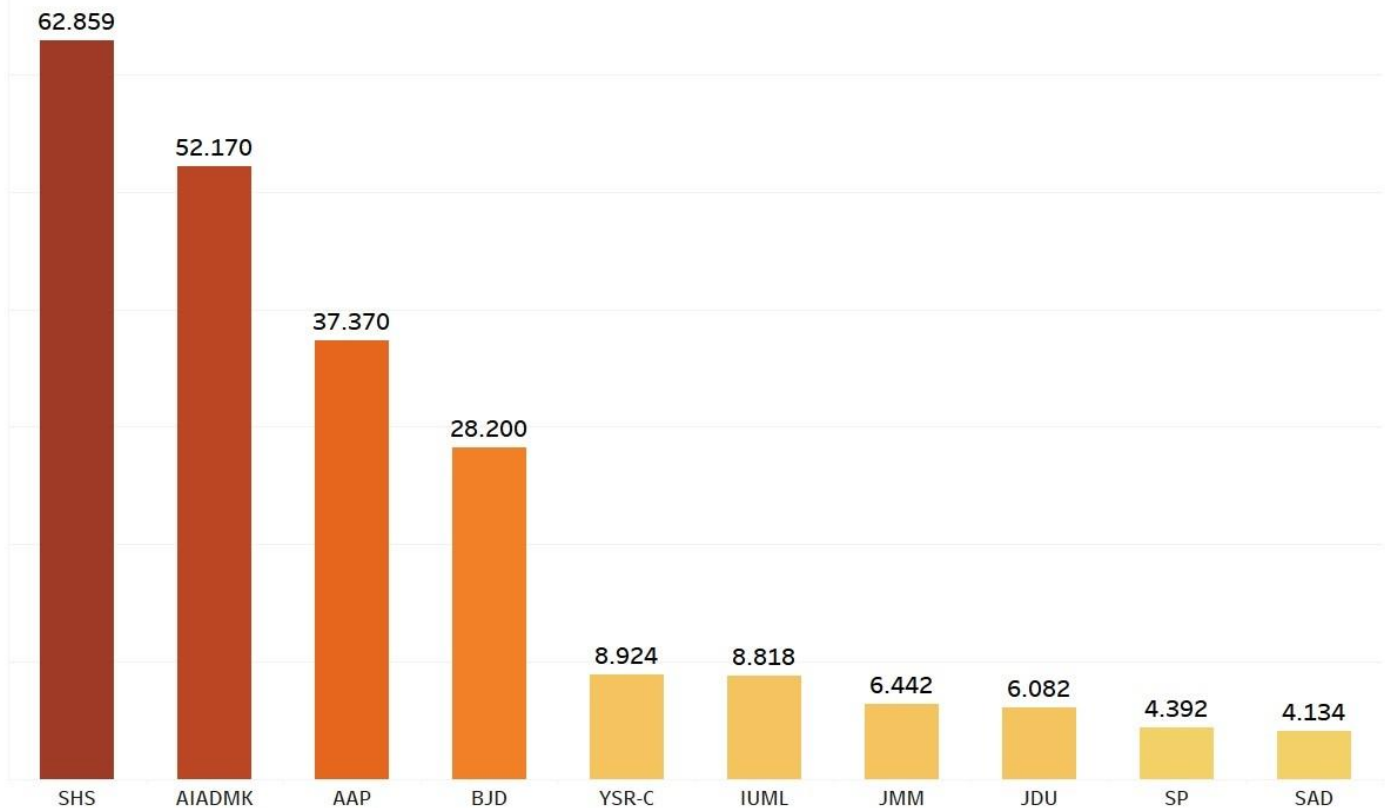
### I. Donations declared by Regional Parties to the ECI (FY 2019-20)

- Under **Section 29C(1) of the Representation of People's Act, 1951**, political parties are required to prepare a report providing details of contributions **in excess of twenty thousand rupees** from any person in a particular financial year to avail 100% tax exemption. However, in FY 2019-20, we see that **7 regional** parties (IUML, DMK, PMK, MNS, JVM-P, SDF and NPF) have also provided details of donations received **below Rs 20,000** in their contributions report, amounting to **Rs 32.60 lakhs**.
- The total amount of donations declared by regional parties, including both above and below Rs 20,000, was **Rs 233.686 cr**, from **6923 donations**.
- With regard to the total amount of donations, **SHS** leads with **Rs 62.859 cr** from 436 donations followed by **AIADMK**, which has declared receiving **Rs 52.17 cr** from 3 donations. **AAP** declared receiving **Rs 37.37 cr** that is the third highest amongst all regional parties. **BJD** and **YSR-C** have declared total donations **Rs 28.20 cr** and **Rs 8.924 cr** respectively.
- 81.10%** or **Rs 189.523 cr** of the total donations received by regional parties have been received solely by top five regional parties.
- No donations have been declared by **NDPP**, **DMDK** and **JKNC** for FY 2019-20.

Donations declared by Regional parties during FY 2019-20						
S. No.	Party	Declared donations above Rs 20,000		Declared donations below Rs 20,000		Total
		Donations (in Rs cr)	No. of donations	Donations (in Rs cr)	No. of donations	
1	SHS	62.859	436	0	0	Rs 62.859 cr
2	AIADMK	52.17	3	0	0	Rs 52.17 cr
3	AAP	37.37	5161	0	0	Rs 37.37 cr
4	BJD	28.2	3	0	0	Rs 28.20 cr
5	YSR-C	8.924	47	0	0	Rs 8.924 cr
6	IUML	8.804	212	0.014	14	Rs 8.818 cr
7	JMM	6.442	15	0	0	Rs 6.442 cr
8	JDU	6.082	50	0	0	Rs 6.082 cr
9	SP	4.392	19	0	0	Rs 4.392 cr
10	SAD	4.134	332	0	0	Rs 4.134 cr
13	DMK	2.55	68	0.26	44	Rs 2.81 cr
11	LJP	2.629	98	0	0	Rs 2.629 cr
12	TDP	2.606	36	0	0	Rs 2.606 cr
14	JJP	2.087	8	0	0	Rs 2.087 cr

Donations declared by Regional parties during FY 2019-20						
S. No.	Party	Declared donations above Rs 20,000		Declared donations below Rs 20,000		Total
		Donations (in Rs cr)	No. of donations	Donations (in Rs cr)	No. of donations	
15	JDS	1.0088	10	0	0	Rs 1.0088 cr
16	INLD	0.515	4	0	0	Rs 0.515 cr
17	AIUDF	0.455	9	0	0	Rs 0.455 cr
18	TRS	0.399	41	0	0	Rs 0.399 cr
19	PMK	0.3405	32	0.0024	2	Rs 0.3429 cr
20	GFP	0.33	3	0	0	Rs 0.33 cr
21	MNS	0.2443	7	0.0015	2	Rs 0.2458 cr
22	JVM-P	0.2234	14	0.0074	8	Rs 0.2308 cr
23	SDF	0.2072	7	0.0012	1	Rs 0.2084 cr
24	RLD	0.15	1	0	0	Rs 0.15 cr
25	AIMIM	0.138	6	0	0	Rs 0.138 cr
26	AGP	0.10	1	0	0	Rs 0.10 cr
27	NPF	0	0	0.0392	229	Rs 0.0392 cr
28	NDPP	0	0	0	0	Rs 0
29	DMDK	0	0	0	0	Rs 0
30	JKNC	0	0	0	0	Rs 0
Grand Total		Rs 233.36 cr	6,623 donations	Rs 0.326 cr	300 donations	Rs 233.686 cr

### Top 10 Regional Parties which declared maximum donations for FY 2019-20 (in Rs Cr)



## II. Comparison of donations received by Regional Parties between FY 2018-19 and FY 2019-20

- 4 regional parties** considered in this report did not submit their contribution report for one of the two financial years: **AGP, IUML, JJP and JKNC**.
- YSR-C and TRS** are the **two regional parties**, which have declared a **decrease** in the amount of donations received between FY 2018-19 and 2019-20.
- The overall donations of **7 regional parties** saw an **increase** in the current financial year, 2019-20 from the previous financial year, 2018-19.
- The highest percentage increase in the donations received between FY 2018-19 and 2019-20 was declared **JMM, LJP, SP** and **AAP** of **37794%, 410%, 317%** and **156%**, respectively.

Comparison of donations received by Regional Parties between FY 2018-19 and FY 2019-20 (in Rs cr)				
Regional Party	FY 2018-19 (A)	FY 2019-20 (B)	Amount increased/decreased since last year (B-A=C)	Percentage increase/decrease (C/A*100)
SHS	70.23	62.859	-7.371	-10%
AIADMK	0	52.17	52.17	-
AAP	14.61	37.37	22.76	156%
BJD	29.317	28.20	-1.117	-4%
YSR-C	80.575	8.924	-71.651	-89%
JMM	0.017	6.442	6.425	37794%
JDU	13.18	6.082	-7.098	-54%
SP	1.054	4.392	3.338	317%
SAD	1.754	4.134	2.38	136%
LJP	0.515	2.629	2.114	410%
TDP	26.179	2.606	-23.573	-90%
DMK	3.506	2.81	-0.696	-20%
JDS	3.75	1.0088	-2.7412	-73%
INLD	1.754	0.515	-1.239	-71%
AIUDF	0.325	0.455	0.13	40%
TRS	41.275	0.399	-40.876	-99%
PMK	4.198	0.3429	-3.8551	-92%
GFP	2.257	0.33	-1.927	-85%
MNS	0.792	0.2458	-0.5462	-69%
JVM-P	0	0.2308	0.2308	-
SDF	2.857	0.2084	-2.6486	-93%
RLD	0.18	0.15	-0.03	-17%
AIMIM	0.55	0.138	-0.412	-75%
NPF	0.079	0.0392	-0.0398	-50%
NDPP	1.67	0	-1.67	-
DMDK	0.06	0	-0.06	-
<b>Total</b>	<b>Rs 300.684 cr</b>	<b>Rs 222.681 cr</b>	<b>Rs -78.003 cr</b>	<b>-25.94%</b>
AGP	Not available on ECI website	0.10	-	-
IUML	Not available on ECI website	8.818	-	-
JJP	Not available on ECI website	2.087	-	-

Comparison of donations received by Regional Parties between FY 2018-19 and FY 2019-20 (in Rs cr)				
Regional Party	FY 2018-19 (A)	FY 2019-20 (B)	Amount increased/decreased since last year (B-A=C)	Percentage increase/decrease (C/A*100)
JKNC	Not available on ECI website	0	-	-

\*Party's contribution report available on ECI website for FY 2018-19 is incomplete

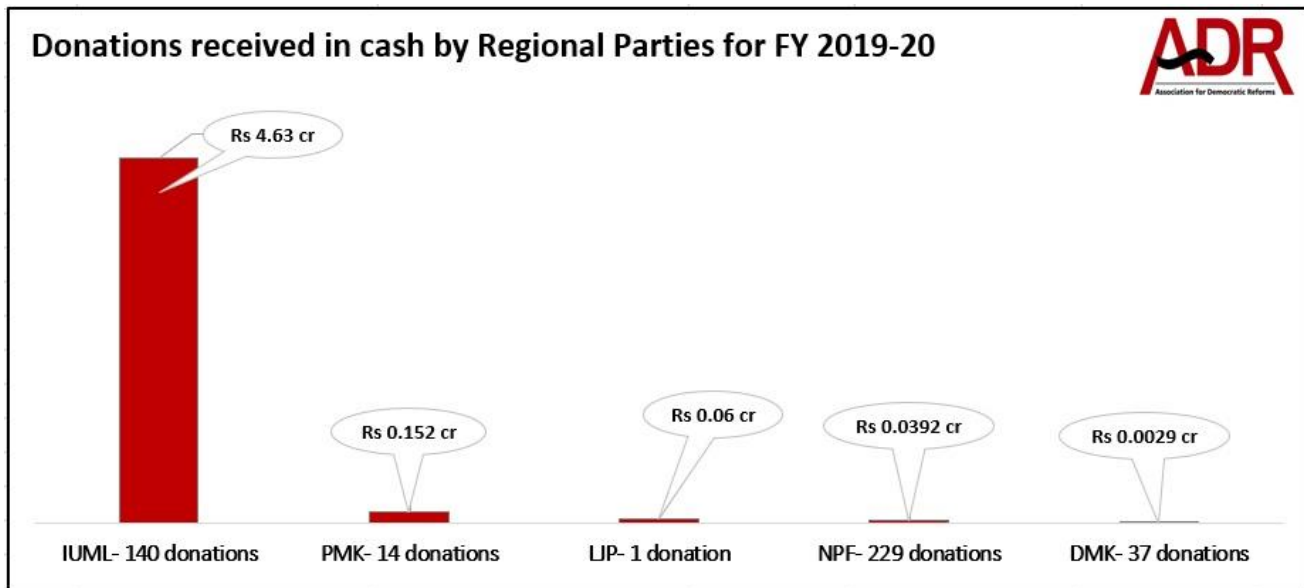
#### Comparison of donations received by top 5 Regional Parties between FY 2018-19 & 2019-20 (in Rs Cr)



### III. Cash donations declared by Regional Parties in FY 2019-20

- Out of the total donations of **Rs 233.686 cr** declared by the regional parties, **Rs 4.884 cr** from **421 donations** was received in **cash** during FY 2019-20. This formed **2.09%** of the **total donations** to the parties.
- Maximum donations in cash** was declared by **IUML**, which collected a total of **Rs 4.63 cr**, followed by **PMK** with **Rs 15.20 lakhs**, **LJP** with **Rs 6 lakhs**, and **NPF** with **Rs 3.92 lakhs** and **DMK** with **Rs 0.29 lakhs**.
- Among all the states, donors from **Kerala** made the highest donations of **Rs 4.63 cr** in cash, followed by donors from **Tamil Nadu** who donated a total of **Rs 13.93 lakhs** in cash.
- NPF, PMK, LJP** and **DMK** have received cash donations worth a total of **Rs 11.48 lakhs** that do not have address details.
- For complete list of state-wise cash donations, please refer to **Annexure-1**

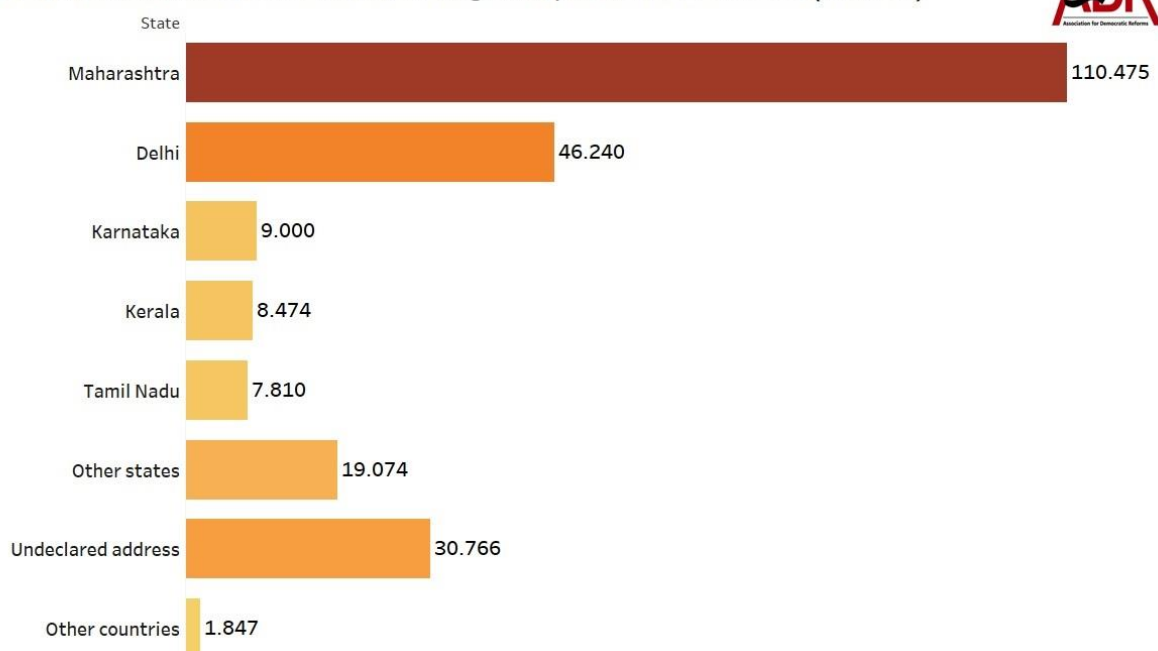
Donations received by Regional Parties in cash - FY 2019-20 (in Rs cr)						Total
Party	IUML	PMK	LJP	NPF	DMK	
Amount	4.63	0.152	0.06	0.0392	0.0029	Rs 4.884 cr
No. of donations	140	14	1	229	37	421 donations



#### IV. State-wise donations to Regional Parties in FY 2019-20

- Segregation of donations according to State and sectors** was made by **ADR** based on the **names** and **address** provided by the parties in their donations report to the ECI.
- Donations declared by the regional parties contained details of donations received from **26 States/Union Territories/common capitals** and **22 countries** according to the declared address of donors. Only AAP declared donations from abroad. (Refer Annexure – 5)
- Amongst all the states/UTs/common capitals, the highest amount of **Rs 110.475 cr** was donated to the regional parties from **Maharashtra**, followed by **Rs 46.24 cr** from **Delhi** and **Rs 9.00 cr** from **Karnataka**.

Top Five states which contributed to Regional parties, FY 2019-20 (in Rs Cr)

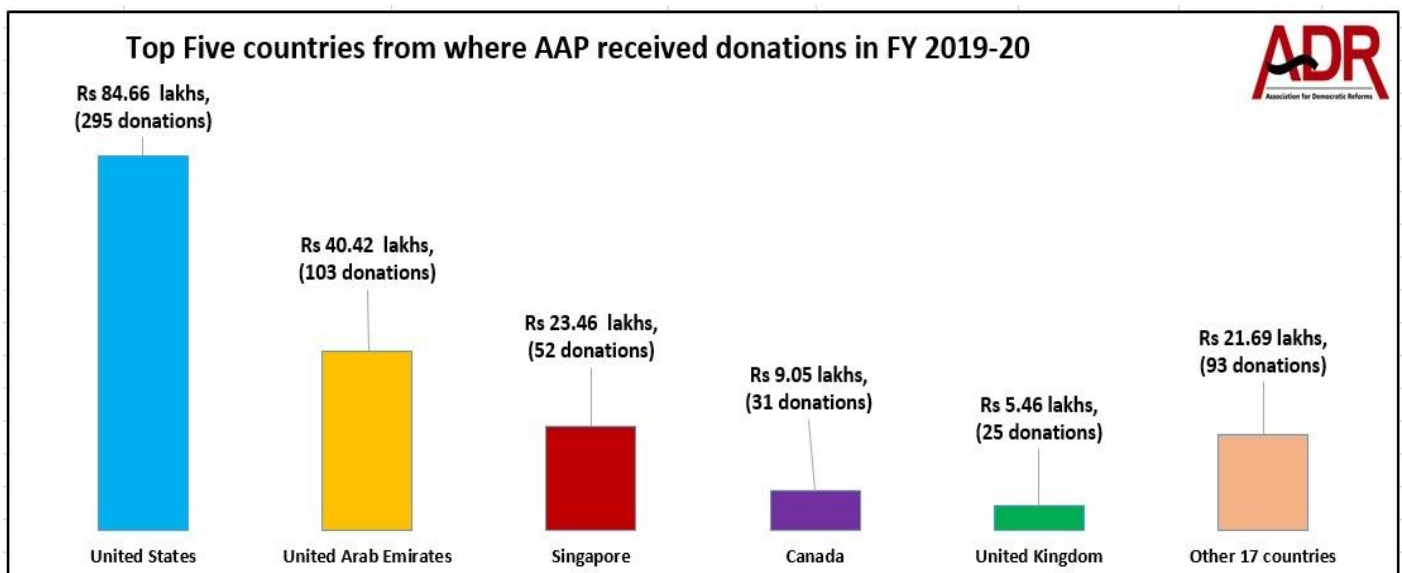




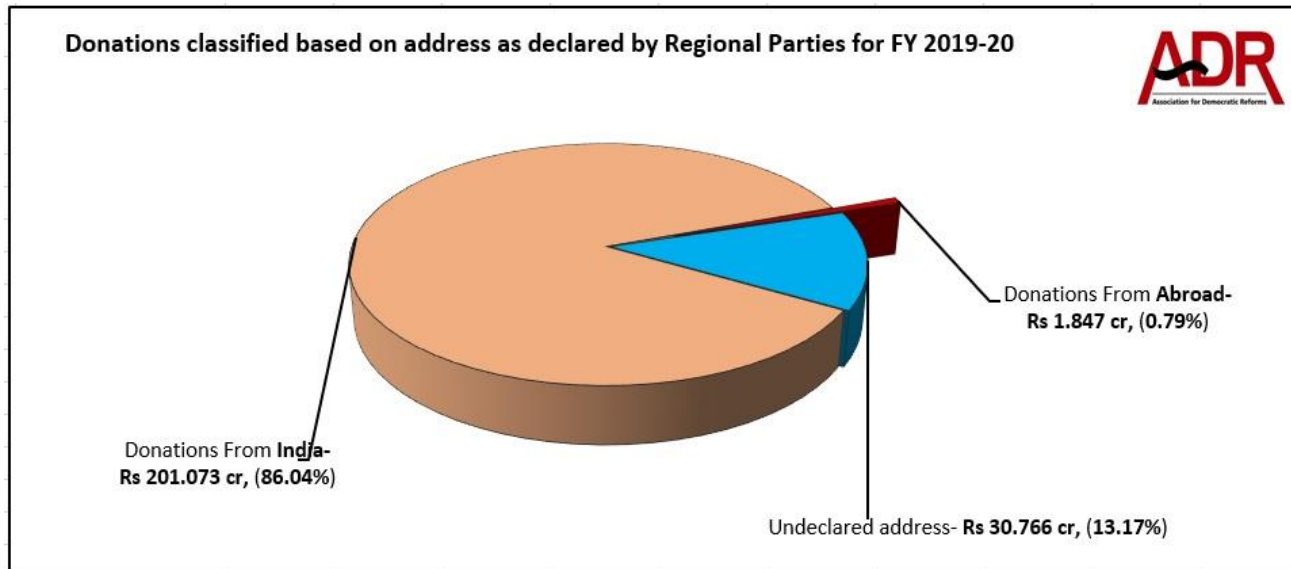
State-wise donations to Regional Parties in FY 2019-20		
State	Donations received from states (in Rs cr)	Percentage share
Maharashtra	110.475	47.27%
Delhi	46.24	19.79%
Karnataka	9.00	3.85%
Kerala	8.474	3.63%
Tamil Nadu	7.81	3.34%
Other states	19.074	8.16%
Other countries	1.847	0.79%
Undeclared address	30.766	13.17%
<b>Total</b>	<b>Rs 233.686 cr</b>	<b>100%</b>

Top 5 countries from where AAP has received donations for FY 2019-20		
Countries	Donations received from states (in Rs)	Number of donations
United States	84,66,328	295
United Arab Emirates	40,42,877	103
Singapore	23,46,423	52
Canada	9,05,420	31
United Kingdom	5,46,701	25
Other 17 countries	21,69,096	93
<b>Total</b>	<b>Rs 1.847 cr</b>	<b>599 donations</b>

- d. **AAP** has received **Rs 1.847 cr** worth of donations from outside India, becoming the **only regional party** that **received donations from across 22 countries outside India** (Refer Annexure – 2 for complete details of top 50 donations from abroad).
- e. Top 5 countries from where **AAP** has received donations are **United States, UAE, Singapore, Canada** and **United Kingdom**.



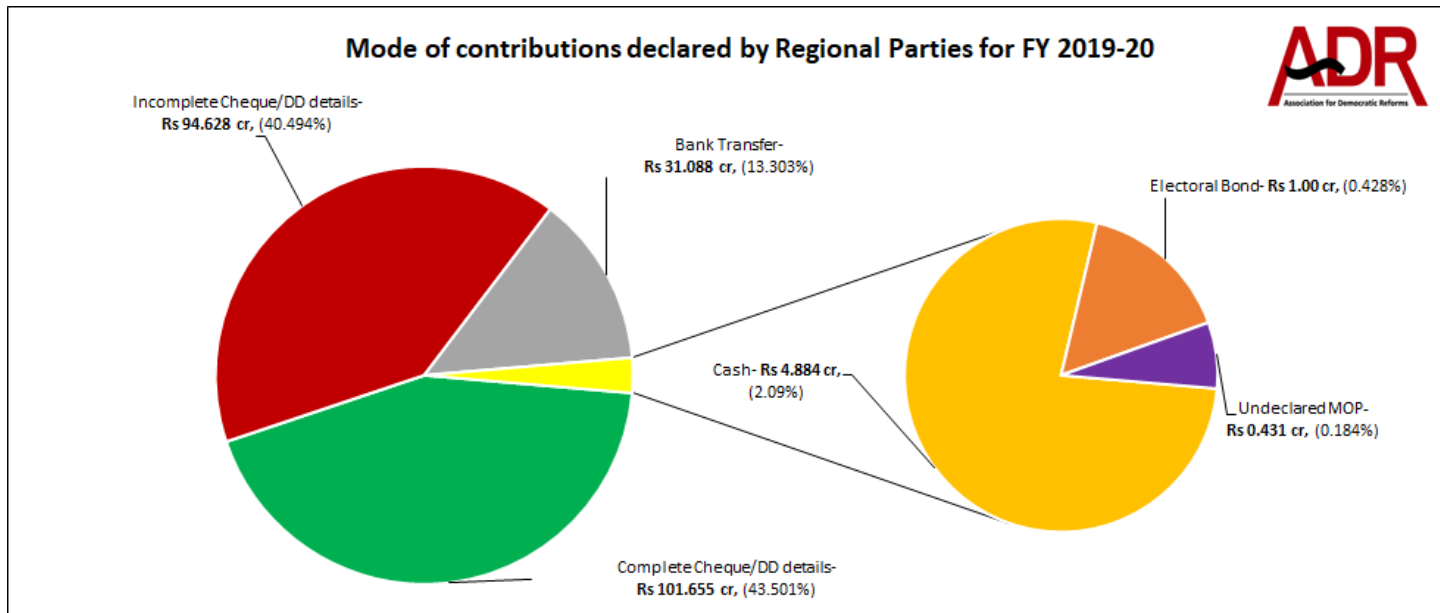




#### V. Mode of contribution to Regional Parties in FY 2019-20

- Regional parties declared receiving a total of **Rs 196.283 cr** through **Cheque/DD** from a total of **1874 donations** where complete contribution details were provided, forming **43.501%** of the total donations received. **4615 donations** amounting to **Rs 31.088 cr** were received in the form of **Bank Transfer**, forming **13.303%** of the total donations received.
- Mode of contribution details for donations worth **Rs 94.628 cr** or **40.494%** of the total amount were **incomplete**.
- 421 donations** amounting to **Rs 4.884 cr** were received in cash.
- JMM** has declared one donation **through Electoral Bonds** which is of **Rs 1 crore**.
- For complete list of mode of contribution to regional parties, please refer to **Annexure – 3**.

Mode through which donations were received as declared by Regional Parties for FY 2019-20 (in Rs cr)							
Donations	Cheque/DD		Bank Transfer	Cash	Electoral Bond	Undeclared MOP	Grand Total
	Details complete	Details incomplete					
Total no. of donations	803	1071	4615	421	1	12	6923 donations
Total donations declared (in Rs cr)	101.655	94.628	31.088	4.884	1.00	0.431	Rs 233.686 cr
Share of donations	43.501%	40.494%	13.303%	2.09%	0.428%	0.184%	100%



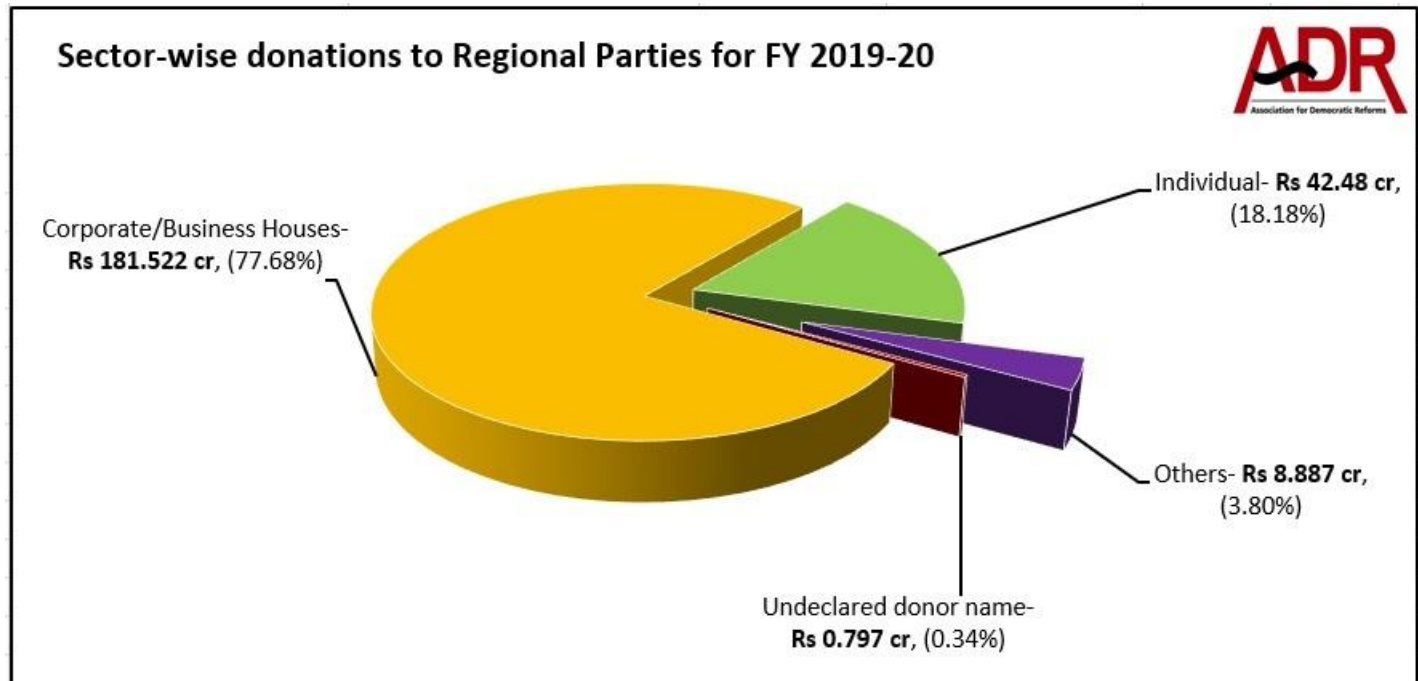
## VI. Donors from Corporates/ business sectors Vs. Individual donors

- Corporates/ business sectors have been segregated from individual donations by **ADR** as this segregation is not a part of the form submitted by the political parties to the ECI.
- 484** donations from **corporate/business** sectors amounting to **Rs 181.522 cr** were made to the regional parties while **5916** individual donors donated **Rs 42.48 cr** to the parties during FY 2019-20.
- With the maximum number of donations during FY 2019-20, **SHS** has declared **82** donations from corporate/business sectors amounting to **Rs 48.251 cr** while **325** individual donors donated **Rs 13.742 cr** to the party.
- For complete list of sector-wise contributions to regional parties, please refer to Annexure – 4.

Sector-wise donations to Regional Parties for FY 2019-20		
Corporate/Business Houses	No of donations	484 donations
	Contribution	Rs 181.522 cr*
Individual	No of donations	5916 donations
	Contribution	Rs 42.48 cr
Other**	No of donations	247 donations
	Contribution	Rs 8.887 cr
Undeclared donor name	No of donations	276 donations
	Contribution	Rs 0.797 cr
Total No of donations		6923 donations
Total Amount of Contribution (in Rs)		Rs 233.686 cr

**\*Note:** Includes a donation of Rs 1 cr to JMM from Hindalco Industries Ltd through Electoral Bond

**\*\*Includes** donations from employees union, party state/local units, associations etc.



## VII. Disclosure of PAN details of donors by Regional parties, FY 2019-20

- Out of **27 regional parties** which declared receiving donations, **16 parties** have **declared receiving 1026 donations without PAN details**.
- Parties like **PMK, JVM-P** and **AGP** which declared 100 percent donations above Rs 20,000, **have not provided PAN details of even a single donor** in their donations statement.
- NPF** declared **229 donations** below Rs 20,000 but party has not given any PAN details of those donations for FY 2019-20.
- SHS** received the maximum amount, **Rs 10.073 cr** from donations without PAN details, followed by **IUML**, which received an amount of **Rs 8.808 cr**, and **JMM** that received **Rs 2.192 cr** from such similar donations.

Status of declaration of PAN details of donations received by Regional Parties for FY 2019-20								
Regional Parties	PAN Declared		Incomplete/Incorrect PAN		PAN not Declared		Total no. of donations	Total amount of donations
	No. of donations with PAN details	Contributions (in Rs cr)	No. of donations with PAN details	Contributions (in Rs cr)	No. of donations without PAN details	Contributions (in Rs cr)		
SHS	389	52.786	0	0	47	10.073	436	Rs 62.859 cr
AIADMK	3	52.17	0	0	0	0	3	Rs 52.17 cr
AAP	4918	36.805	16	0.0498	227	0.516	5161	Rs 37.37 cr
BJD	3	28.20	0	0	0	0	3	Rs 28.20 cr
YSR-C	27	8.227	0	0	20	0.697	47	Rs 8.924 cr
IUML	1	0.01	0	0	225	8.808	226	Rs 8.818 cr
JMM	5	4.25	0	0	10	2.192	15	Rs 6.442 cr
JDU	50	6.082	0	0	0	0	50	Rs 6.082 cr
SP	19	4.392	0	0	0	0	19	Rs 4.392 cr
SAD	243	3.6515	1	0.0025	88	0.48	332	Rs 4.134 cr
DMK	52	2.37	1	0.01	59	0.43	112	Rs 2.81 cr

Status of declaration of PAN details of donations received by Regional Parties for FY 2019-20								
Regional Parties	PAN Declared		Incomplete/Incorrect PAN		PAN not Declared		Total no. of donations	Total amount of donations
	No. of donations with PAN details	Contributions (in Rs cr)	No. of donations with PAN details	Contributions (in Rs cr)	No. of donations without PAN details	Contributions (in Rs cr)		
LJP	39	1.88	2	0.015	57	0.734	98	Rs 2.629 cr
TDP	34	2.596	0	0	2	0.01	36	Rs 2.606 cr
JJP	8	2.087	0	0	0	0	8	Rs 2.087 cr
JDS	8	0.9488	0	0	2	0.06	10	Rs 1.0088 cr
INLD	4	0.515	0	0	0	0	4	Rs 0.515 cr
AIUDF	9	0.455	0	0	0	0	9	Rs 0.455 cr
TRS	41	0.399	0	0	0	0	41	Rs 0.399 cr
PMK	0	0	0	0	34	0.3429	34	Rs 0.3429 cr
GFP	2	0.30	0	0	1	0.03	3	Rs 0.33 cr
MNS	7	0.2098	0	0	2	0.036	9	Rs 0.2458 cr
JVM-P	0	0	0	0	22	0.2308	22	Rs 0.2308 cr
SDF	8	0.2084	0	0	0	0	8	Rs 0.2084 cr
RLD	1	0.15	0	0	0	0	1	Rs 0.15 cr
AIMIM	6	0.138	0	0	0	0	6	Rs 0.138 cr
AGP	0	0	0	0	1	0.1	1	Rs 0.10 cr
NPF	0	0	0	0	229	0.0392	229	Rs 0.0392 cr
<b>Grand Total</b>	<b>5877 donations</b>	<b>Rs 208.83 cr</b>	<b>20 donations</b>	<b>Rs 0.077 cr</b>	<b>1026 donations</b>	<b>Rs 24.779 cr</b>	<b>6923 donations</b>	<b>Rs 233.686 cr</b>

#### VIII. Donations to Regional Parties worth Rs 1 crore and above, FY 2019-20

- Regional parties together received **48 donations** worth **Rs 1 crore and above** in **FY 2019-20**.
- Top two highest donations were given by Progressive Electoral Trust to **AIADMK** worth **Rs 46.779 cr** and **BJD** worth **Rs 25.286 cr**.
- Top two highest donations to **SHS** worth **Rs 10.00 cr**, were given by **Bhairav Nath Sugar Works Ltd** (Rs 5 cr each).
- DMK** declared multiple **donations** (from volunteers) less than Rs 2,000 without mode of payments, which amounted to a total of **Rs 25.59 lakhs**.
- Parties such as **AAP**, **YSR-C**, and **SP** received highest single donation worth **Rs 5 cr**, **Rs 2.50 cr** and **Rs 2 cr** respectively.

Donations to Regional Parties worth Rs 1 cr and above, FY 2019-20						
S. No.	Name	Complete Address of the Contributing Person/Company	PAN (Yes/No)	Amount of Contribution (Rs.)	Mode of Contribution *(Cheque/Demand Draft /cash)	Party Name
1	Progressive Electoral Trust	Elphinstone Building No. 10, Veer Nariman Road, Fort, Mumbai 400001	Yes	46,77,94,828	Cheque, Central Bank of India, Mumbai Main Office Branch, Mumbai 400023	AIADMK
2	Progressive Electoral Trust	Elphinstone Building, 10 Veer Nariman Road, Fort, Mumbai-400001	Yes	25,28,62,069	Chq No-401074, Central Bank of India, Mumbai Main Office Branch	BJD
3	Prudent Electoral Trust	G-15 Hans Bhawan, 1 Bahadur Shah Zafar Marg, New Delhi-110002	Yes	5,00,00,000	HDFC Bank, 209-214, Kailash Building, 26, Kasturba Gandhi Marg, New Delhi-01	AAP

**Donations to Regional Parties worth Rs 1 cr and above, FY 2019-20**

S. No.	Name	Complete Address of the Contributing Person/Company	PAN (Yes/No)	Amount of Contribution (Rs.)	Mode of Contribution *(Cheque/Demand Draft /cash)	Party Name
4	Bhairav Nath Sugar Works Ltd		Yes	5,00,00,000	Cheque/DD No-303229, Drawn on Axis Bank (India), Dt-24.09.2019	SHS
5	Bhairav Nath Sugar Works Ltd		Yes	5,00,00,000	Cheque/DD No-303230, Drawn on Axis Bank (India), Dt-05.10.2019	SHS
6	ITC Limited	Thapar House, 2nd Floor, 124 Janpath, New Delhi 110001	Yes	4,00,43,290	HSBC Bank, Dalhousie Square, Kolkata 700001, West Bengal Branch	AIADMK
7	BG Shirke Contruction Technology Ltd		Yes	4,00,00,000	Cheque/DD No-785753, Drawn on Karnataka Bank Ltd, (India), Dt-09.10.2019	SHS
8	Prudent Electrol Trust	G 15 Hans Bhawan 1 Bahadurshah Zafar Marg New Delhi-110002	Yes	3,15,00,000	Cheque/DD No-000543, Drawn on HDFC Bank (India), Dt-18.10.2019	SHS
9	Lodha Developers Limited	Lodha Excelus, N M Joshi Marg, Mahalaxmi, Mumbai-400011	No	2,50,00,000	Cheque/DD No-068664, Drawn on Kotak Mahindra Bank (India), Dt-18.04.2019	SHS
10	Lodha Developers Limited	Lodha Excelus, N M Joshi Marg, Mahalaxmi, Mumbai-400011	No	2,50,00,000	Cheque/DD No-068665, Drawn on Kotak Mahindra Bank (India), Dt-25.04.2019	SHS
11	JSR Infra Developers Pvt Ltd	# No. 4, 10A, East Cross Road, Gandhi Nagar, Vellore, TN- 632006	Yes	2,50,00,000	Ch No. 001956 (RTGS), Date- 29.05.2019	YSR-C
12	Shri Anil Rajput, Senior Vice-President, Corporate Affairs ITC Limited	ITC Limited, Thapar House, 2nd Floor, 124 Janpath, New Delhi-110001	Yes	2,16,45,022	Chq No-002174, Hongkong and Shanghai Banking Corporation Ltd	BJD
13	Prudent Electoral Trust	G-15 Hans Bhavan 1-Bahadurshah Jafar Marg New Delhi-11002	Yes	2,00,00,000	HDFC Bank, Kasturba Marg, Ch.No-000505, Dt-23-04-2019	SP
14	Prudent Electoral Trust	G-15 Hans Bhawan, 1 Bahadur Shah Zafar Marg, New Delhi-110002	Yes	2,00,00,000	HDFC Bank, 209-214, Kailash Building, 26, Kasturba Gandhi Marg, New Delhi-01	AAP
15	Harmony Electoral Trust	Industrial House, Off No.1 to 1A To 13, S No.49/3,-3B/49, Opp. Kalyan Steels Ltd, MP-1, Ghorpadi, Pune-411001	Yes	2,00,00,000	Cheque/DD No-000006, Drawn on HDFC Bank (India), Dt-28-03.2019	SHS
16	Modern Road Maker Pvt Ltd	03 Rd Floor IRB Complex Chandivali Farm Andheri East-400072	Yes	2,00,00,000	Cheque/DD No.135959, Drawn on Union Bank of India (India), Dt-08.10.2019	SHS
17	Harmony Electoral Trust	Off No. 1 to 1A To 13 S No 49/3-3B/49 Opp Kalyani Steels Ltd MP 1 Ghorpadi Pune-411001	Yes	2,00,00,000	Cheque/DD No.000021, Drawn on HDFC Bank (India), Dt-18.10.2019	SHS
18	ITC Limited	Thapar House 124 Janpath, 2nd Floor New Delhi-110001	Yes	1,94,80,519	Cheque/DD No-002176, Drawn on Dt-02.04.2019	SHS
19	Prudent Electoral Trust	G 15 Hans Bhawan 1 Bahadurshah Zafar Marg New Delhi-110002	Yes	1,85,00,000	Cheque/DD No-000548, Drawn on HDFC Bank (India), Dt-22.10.2019	SHS
20	Derive Trading Pvt Ltd	903 Dalamal House 206 Jamnalal Bajaj Marg Nariman Point Mumbai-400021	Yes	1,50,00,000	Cheque/DD No.004104, Drawn on HDFC Bank (India), Dt-17.10.2019	SHS
21	Prudent Electoral Trust	G-15, Hans Bhawan, Bahadurshah Zafar Marg, New Delhi-110002	Yes	1,50,00,000	Cheque, HDFC Bank, Kailash Building, Kasturba Gandhi Marg, New Delhi, Dt-18-10-.2019	JJP
22	ITC Limited	Thapar House, 2nd Floor, 124 Janpath, New Delhi 110001	Yes	1,38,75,000	HSBC Bank, Dalhousie Square, Kolkata 700001, West Bengal Branch	AIADMK
23	Prudent Electoral Trust	G-15 Hans Bhawan, 1 Bahadur Shah Zafar Marg, New Delhi-110002	Yes	1,28,01,000	HDFC Bank, 209-214, Kailash Building, 26, Kasturba Gandhi Marg, New Delhi-01	AAP

**Donations to Regional Parties worth Rs 1 cr and above, FY 2019-20**

S. No.	Name	Complete Address of the Contributing Person/Company	PAN (Yes/No)	Amount of Contribution (Rs.)	Mode of Contribution *(Cheque/Demand Draft /cash)	Party Name
24	Bharatha Swamukti Samsthe	108 Sarang of Unitech Parkway Apts 1st Main Road, Shivanagara, Bengaluru-560010	Yes	1,18,00,000	Cheque, State Bank of India, 40257 Mahalakshmi Layout 4th Main Bangalore-560086	AAP
25	Vibgyor High Div of Rustomjee Kerwalla Foundation		Yes	1,00,00,001	Cheque/DD No.498271, Drawn on Bharat Co-Operative Bank Ltd. (Mumbai), Dt-11.10.2019	SHS
26	Hindalco Industries Ltd.		Yes	1,00,00,000	State Bank of India, Court Compound Branch	JMM
27	General Electoral Trust		No	1,00,00,000	Cheque, Bank of Baroda, Bariatu Branch	JMM
28	AB General Electoral Trust	Queens Mnsion, 1st Floor, Prescott Road, Fort, Mumbai-01	No	1,00,00,000	Cheque, State Bank of India, Court Compound Branch	JMM
29	Janhit Electoral Trust	C/o Sterlite Copper, SIPCOT Industrial Complex, Madurai Bypass Road, Thoothukudi- 628002, Tamilnadu	Yes	1,00,00,000	RTGS, Bank of Baroda Bariatu Branch	JMM
30	Thriveni Earth Movers Pvt. Ltd.	Unchabali, PO-Bamebari Dist.- Keonjhar, Odisha- 758086	Yes	1,00,00,000	RTGS, Bank of Baroda Bariatu Branch	JMM
31	Thriveni Earth Movers Pvt. Ltd.	Unchabali, PO-Bamebari Dist.- Keonjhar, Odisha- 758086	Yes	1,00,00,000	RTGS, Bank of Baroda Bariatu Branch	JMM
32	GHCL Limited	B-38, GHCL House Institutional Area Sector-1, Noida	Yes	1,00,00,000	HDFC Bank, Ch.No-993503, Dt-02-04- 2019	SP
33	Bhartiya Socialist Republican Electrolal Trust	B-97, 2nd Floor Amritpur Garhi East of Kailash New Delhi-65	Yes	1,00,00,000	ICICI, Bahadur Shah Jafar Marg, Ch.No- 675667, Dt-29-04-19	SP
34	New Democratic Electoral Trust	3rd Floor, Cecil Court, Plot-24/26, Mahakavi Bhushan Road, Regal Cinema, Colaba, Mumbai	Yes	1,00,00,000	Cheque, HDFC Bank, Kamala Mills Branch	AAP
35	Prudent Electoral Trust	G-15 Hans Bhawan, 1 Bahadur Shah Zafar Marg, New Delhi-110002	Yes	1,00,00,000	HDFC Bank, 209-214, Kailash Building, 26, Kasturba Gandhi Marg, New Delhi- 01	AAP
36	Prudent Electoral Trust	G-15 Hans Bhawan, 1 Bahadur Shah Zafar Marg, New Delhi-110002	Yes	1,00,00,000	HDFC Bank, 209-214, Kailash Building, 26, Kasturba Gandhi Marg, New Delhi- 01	AAP
37	M/s Prudent Electoral Trust	HG-15, Hang Bhawan, Bahadurshah Jafar Marg, New Delhi	Yes	1,00,00,000	Ch.No-000512, HDFC, 02.05.19, Receipt No-59116	SAD
38	New Democratic Electoral Trust	3rd Floor, Cecil Court, Plot 24/26, Mahakavi Bhushan Road, Regal Cinema, Colaba, Mumbai Mumbai City MH-400001, IN	Yes	1,00,00,000	Cheque/DD No-000126, Drawn on HDFC Bank (India), Dt-03-04.2019	SHS
39	Derive Trading and Resorts Pvt Ltd	903, Dalamal House, 206, Jamnalal Bajaj Marg, Nariman Point, Mumbai-400021	Yes	1,00,00,000	Cheque/DD No-003980, Drawn on HDFC Bank (India), Dt-22.04.2019	SHS
40	B G Shirke Construction Technology Pvt Ltd		Yes	1,00,00,000	Cheque/DD No.462480, Drawn on Bank of Maharashtra (India), Dt-16.10.2019	SHS
41	Havemore R Pvt Ltd	Omkar House, Off Eastern Express Highway, Opp Sion Chunnabhatti Signal, Sion (East), Mumbai Mumbai City MH 400022 IN	No	1,00,00,000	Same Bank Transfer No. NEFT Drawn on, Dt-18.10.2019	SHS
42	Dilip Thakkar		Yes	1,00,00,000	Cheque/DD No.003508, Drawn on HDFC Bank (India), Dt-15.10.2019	SHS



Donations to Regional Parties worth Rs 1 cr and above, FY 2019-20						
S. No.	Name	Complete Address of the Contributing Person/Company	PAN (Yes/No)	Amount of Contribution (Rs.)	Mode of Contribution *(Cheque/Demand Draft /cash)	Party Name
43	IUML Kannur District Committee	Kannur	No	1,00,00,000	RTGS, Dhanalakshmi Bank, Kannur, Dt-16.10.2020, Party Fund Coupon Collection	IUML
44	Samaj Electoral Trust Association	9/1, R N Mukherjee Road, 5th Floor, Kolkata-700001	Yes	1,00,00,000	Cheque No-000058, Dt-02.04.2019, Dt of Receipt-05.04.2019, DCB Bank Ltd, Shakespeare Sarani, Kolkata	JDU
45	Triumph Electoral Trust	Dare House Extension, 234, N S C Bose Road, Chennai-60001	Yes	1,00,00,000	Cheque No-000035, HDFC Bank, Dt-01.04.2019, Chennai Branch, Date of Receipt-09.04.19	TDP
46	Prudent Electoral Trust		Yes	1,00,00,000	270000509, HDFC, Dt-01.05.19	LJP
47	P Sivakumar Reddy	D No. 6/162, East Street, Guduru Town, SPSR Nellore- 524101	Yes	1,00,00,000	Ch No. 772669, Date- 08.04.2019	YSR-C
48	New Saravana Stores	129, North Usman Road, T. Nagar, Chennai-600017	Yes	1,00,00,000	Cheque No-061242/ 1.4.2019, HDFC Bank, Received Dt-03.04.2019, Contribution Received for the Party Election Fund	DMK

### Contact details

Media and Journalist Helpline +91 80103 94248 Email: <a href="mailto:adr@adrindia.org">adr@adrindia.org</a> <a href="https://adrindia.org/about-adr/state-coordinators">https://adrindia.org/about-adr/state-coordinators</a>	Maj Gen Anil Verma (Retd.) Head, ADR & NEW <a href="mailto:anilverma@adrindia.org">anilverma@adrindia.org</a>	Prof Jagdeep Chhokar IIM Ahmedabad (Retd) Founder, ADR & NEW <a href="mailto:jchhokar@gmail.com">jchhokar@gmail.com</a>	Prof Trilochan Sastry IIM Bangalore Founder, ADR & NEW <a href="mailto:tsastry@gmail.com">tsastry@gmail.com</a>
--	---	--	--

### Disclaimer

The data analyzed in this report is based on the Contribution Reports submitted by the parties to the Election Commission of India (ECI) for the FY 2019-20. The same can be accessed <https://eci.gov.in/files/category/1487-recognized-state-parties/>

For complete list of donor details of all the Regional Parties, kindly visit <http://myneta.info/party>

For other research reports on political party funding, kindly visit <https://adrindia.org/research-and-report/political-party-watch>

While all effort has been made to ensure that the information is in keeping with what is mentioned in the statements submitted by the political parties, in case of discrepancy between information in this report and that given in their statements, the information reported by the political parties should be treated as correct. Association for Democratic Reforms, National Election Watch and their volunteers are not responsible or liable for any damage arising directly or indirectly from the publication of this report.

## Annexure – 1

### Donations to Regional Parties in cash, FY 2019-20

State	Donations to Regional Parties in cash, FY 2019-20 (in Rs cr)					Grand Total
	IUML	PMK	LJP	NPF	DMK	
Kerala	4.63	0	0	0	0	Rs 4.63 cr
Tamil Nadu	0	0.137	0	0	0.00231	Rs 0.1393 cr
<b>Undeclared Address</b>	<b>0</b>	<b>0.015</b>	<b>0.06</b>	<b>0.0392</b>	<b>0.00059</b>	Rs 0.1148 cr
<b>Total</b>	<b>Rs 4.63 cr</b>	<b>Rs 0.152 cr</b>	<b>Rs 0.06 cr</b>	<b>Rs 0.0392 cr</b>	<b>Rs 0.0029 cr</b>	<b>Rs 4.884 cr</b>

## Annexure – 2

### Top 50 Donations from Abroad to AAP, FY 2019-20

Top 50 Donations from Abroad to AAP, FY 2019-20					
S. No.	Name	Complete Address of the Contributing Person/Company	PAN (Yes/No)	Amount of Contribution (Rs.)	Mode of Contribution
1	Ashwani Sharma	Co Sevens Lic Po Box 20780 Al Nab Ooda Complex Al Guisais Dubai Uae	No	5,27,269	Online
2	Prabhat Kumar Sharma	39547 Gallaudet Dr, Apt 1015, Fremont, Ca-94538	Yes	5,00,000	Online
3	Lavanya Viswanathan	4416 Chilton Lane, Flower Mound, Tx 75028	Yes	2,70,000	Online
4	Amit Subhash Behere	301 W 22nd Apt 6, New York, Ny 110011, USA	Yes	2,50,000	Online
5	Jaskirat Kaur Mann	535 East 54th Ave Vancouver Bc V5X1L5	No	2,50,000	Online
6	Prabhjeet Kaur Virk	6918 150B Street Surrey, Bc Canada V3S 0W7	No	2,50,000	Online
7	Amit Subhash Behere	301 W 22nd Apt 6, New York, Ny 110011, USA	Yes	2,25,000	Online
8	Amit Subhash Behere	301 W 22nd Apt 6, New York, Ny 110011, USA	Yes	2,25,000	Online
9	Amit Subhash Behere	301 W 22nd Apt 6, New York, Ny 110011, USA	Yes	2,25,000	Online
10	Gaurav Kumar	Alpenweg 66, Amstelveen, The Netherlands	No	2,20,201	Online
11	Amit Subhash Behere	301 W 22nd Apt 6, New York, Ny 110011, USA	Yes	2,00,000	Online
12	Amit Subhash Behere	301 W 22nd Apt 6, New York, Ny 110011, USA	Yes	2,00,000	Online
13	Amit Subhash Behere	301 W 22nd Apt 6, New York, Ny 110011, USA	Yes	2,00,000	Online
14	Amitabh Panda	Regency House, Apartment No.507, 121 Penang Road, Singapore City, Singapore-238464	Yes	2,00,000	Online
15	Rahul Sahgal	238 Orchard Blvd Singapore 237973	Yes	2,00,000	Online
16	Sailaja Nandela	2001 Sw Hazelting Ln, Apt 16, Bentonville, Ar 72713 Usa	Yes	2,00,000	Online
17	Saleem Javed	Villa No 610, Polo Town House, Maydan, Nad Al Sheba, Dubai Uae	No	2,00,000	Online
18	Shahnaz Ali	17-03 The Sovereign, 99 Meyer Road	Yes	2,00,000	Online



Top 50 Donations from Abroad to AAP, FY 2019-20					
S. No.	Name	Complete Address of the Contributing Person/Company	PAN (Yes/No)	Amount of Contribution (Rs.)	Mode of Contribution
19	Manohar Bhati Mura	400 East Remington Dr F262 Sunnyvale Ca 94087	Yes	1,75,000	Online
20	Ajinkya Deshmukh	5550 Grosvenor Blvd Apt #247 Los Angeles, CA	Yes	1,50,000	Online
21	Amit Subhash Behere	301 W 22nd Apt 6, New York, Ny 110011, USA	Yes	1,50,000	Online
22	Amit Subhash Behere	301 W 22nd Apt 6, New York, Ny 110011, USA	Yes	1,50,000	Online
23	Amit Subhash Behere	301 W 22nd Apt 6, New York, Ny 110011, USA	Yes	1,50,000	Online
24	Amit Subhash Behere	301 W 22nd Apt 6, New York, Ny 110011, USA	Yes	1,50,000	Online
25	Amit Subhash Behere	301 W 22nd Apt 6, New York, Ny 110011, USA	Yes	1,50,000	Online
26	Nand Kumar Kurup	Via Dogana 3, Milano 20123, Italy	Yes	1,25,000	Online
27	Shoukat Safdari	K 260-262 Al Ghail Industrial Park (Free Zone) Ras Al Khaimah) Uae	Yes	1,25,000	Online
28	Sandeep Kshirsagar	Po Box 22271 Qatar Doha Qatar	Yes	1,17,000	Online
29	Ravi Mittal	3154 Ne Marquette Way Issaquah, Wa	No	1,12,000	Online
30	Acharya Anilkumar B V	Po Box 502666, Dubai, United Arab Emirates	Yes	1,00,001	Online
31	Harshad Parakh	D-7-3A Sunway Vivaldi Jalan 19/70A, Desa Sri Hartamas, Kuala Lumpur	Yes	1,00,000	Online
32	Harshad Parakh	D-7-3A Sunway Vivaldi Jalan 19/70A, Desa Sri Hartamas, Kuala Lumpur	Yes	1,00,000	Online
33	Ismail Taiyeb Safdari	260 262 Al Ghail Free Zone, Al Ghail Industrial Area	Yes	1,00,000	Online
34	Ismail Taiyeb Safdari	260 262 Al Ghail Free Zone, Al Ghail Industrial Area	Yes	1,00,000	Online
35	Ismail Taiyeb Safdari	260 262 Al Ghail Free Zone, Al Ghail Industrial Area	Yes	1,00,000	Online
36	J H Dominic Fernandes	Po Box 21, Abu Dhabi Uae	Yes	1,00,000	Online
37	Jayeshkumar B Mahajan	25 Lionel Ave Apt E Waltham Ma 02452 Usa	Yes	1,00,000	Online
38	Jeswanth Reddy Muthyala	933 Arcadia Ave, Apt N Arcadia Ca 91007	Yes	1,00,000	Online
39	Manish Shokeen	959 Penn Cir Apt C110 King of Prussia, Pa-19406	No	1,00,000	Online
40	Manzoor Ali Aawas Jeddah	Bank Al Jazira, Post Box:20438, Riyadh-11455	No	1,00,000	Online
41	Nand Kumar Kurup	Via Dogana 3, Milano 20123, Italy	Yes	1,00,000	Online
42	Neeraj Nevatia	Flat 90 1 Blackfriars Road, London Se 1 9Gd	No	1,00,000	Online
43	Pawan Kumar Modi	Block 723 Yishun Street 71 #10-153 Singapore-760773	Yes	1,00,000	Online
44	Prakash Shah	975 West Alisal St, Suite D Salinas, California-93901	Yes	1,00,000	Cheque, State Bank of India, Churchgate (Mumbai)
45	Prashant Shukla	67 Hume Avenue 09 08 Singapore 598744	Yes	1,00,000	Online
46	Rajeev Budhiraja	Po Box 6834, Dubai, Uae	Yes	1,00,000	Online
47	Sailaja Nandela	2001 Sw Hazelting Ln, Apt 16, Bentonville, Ar 72713 Usa	Yes	1,00,000	Online

Top 50 Donations from Abroad to AAP, FY 2019-20					
S. No.	Name	Complete Address of the Contributing Person/Company	PAN (Yes/No)	Amount of Contribution (Rs.)	Mode of Contribution
48	Saleem Javed	Villa No 610, Polo Town House, Maydan, Nad Al Sheba, Dubai Uae	No	1,00,000	Online
49	Sanjay Agrawal	5 Bukit Batok Street 25 # 11-10 Singapore 658880	Yes	1,00,000	Online
50	Sebastian James Sajie	106 Lucas Lane, Bethesda, Md 20814, Usa	Yes	1,00,000	Online

## Annexure – 3

### Mode of payment declared by Regional Parties, FY 2019-20

Mode of payment declared by Regional Parties, FY 2019-20														
Political Party	Cheque/DD				Bank Transfer		Cash		Electoral Bond		Undeclared MOP		Total No. of donations	Total Contribution
	Complete		Incomplete											
	No. of donations	Amount	No. of donations	Amount	No. of donations	Amount	No. of donations	Amount	No. of donations	Amount	No. of donations	Amount		
SHS	294	54.14	13	2.112	129	6.607	0	0	0	0	0	0	436	Rs 62.859 cr
AIADMK	0	0	3	52.17	0	0	0	0	0	0	0	0	3	Rs 52.17 cr
AAP	1	0.0025	886	29.622	4274	7.746	0	0	0	0	0	0	5161	Rs 37.37 cr
BJD	3	28.20	0	0	0	0	0	0	0	0	0	0	3	Rs 28.20 cr
YSR-C	1	0.05	18	3.32	27	5.523	0	0	0	0	1	0.031	47	Rs 8.924 cr
IUML	38	1.1235	11	0.9484	37	2.116	140	4.63	0	0	0	0	226	Rs 8.818 cr
JMM	0	0	8	2.4	6	3.042	0	0	1	1.00	0	0	15	Rs 6.442 cr
JDU	8	1.696	0	0	42	4.386	0	0	0	0	0	0	50	Rs 6.082 cr
SP	17	4.382	0	0	2	0.01	0	0	0	0	0	0	19	Rs 4.392 cr
SAD	315	3.753	3	0.031	14	0.35	0	0	0	0	0	0	332	Rs 4.134 cr
DMK	46	2.3011	1	0.00005	25	0.25	37	0.0029	0	0	3	0.2559	112	Rs 2.81 cr
LJP	12	1.4375	34	0.3745	51	0.757	1	0.06	0	0	0	0	98	Rs 2.629 cr
TDP	34	2.506	0	0	2	0.1	0	0	0	0	0	0	36	Rs 2.606 cr
JJP	0	0	8	2.087	0	0	0	0	0	0	0	0	8	Rs 2.087 cr
JDS	10	1.0088	0	0	0	0	0	0	0	0	0	0	10	Rs 1.0088 cr
INLD	0	0	4	0.515	0	0	0	0	0	0	0	0	4	Rs 0.515 cr
AIUDF	7	0.365	0	0	2	0.09	0	0	0	0	0	0	9	Rs 0.455 cr
TRS	0	0	41	0.399	0	0	0	0	0	0	0	0	41	Rs 0.399 cr
PMK	0	0	17	0.0805	3	0.11	14	0.1524	0	0	0	0	34	Rs 0.3429 cr
GFP	0	0	3	0.33	0	0	0	0	0	0	0	0	3	Rs 0.33 cr
MNS	7	0.2307	1	0.0141	1	0.001	0	0	0	0	0	0	9	Rs 0.2458 cr
JVM-P	0	0	14	0.0865	0	0	0	0	0	0	8	0.1443	22	Rs 0.2308 cr
SDF	8	0.2084	0	0	0	0	0	0	0	0	0	0	8	Rs 0.2084 cr

Mode of payment declared by Regional Parties, FY 2019-20														
Political Party	Cheque/DD				Bank Transfer		Cash		Electoral Bond		Undeclared MOP		Total No. of donations	Total Contribution
	Complete		Incomplete											
	No. of donations	Amount	No. of donations	Amount	No. of donations	Amount	No. of donations	Amount	No. of donations	Amount	No. of donations	Amount		
RLD	1	0.15	0	0	0	0	0	0	0	0	0	0	1	Rs 0.15 cr
AIMIM	0	0	6	0.138	0	0	0	0	0	0	0	0	6	Rs 0.138 cr
AGP	1	0.10	0	0	0	0	0	0	0	0	0	0	1	Rs 0.10 cr
NPF	0	0	0	0	0	0	229	0.0392	0	0	0	0	229	Rs 0.0392 cr
Grand Total	803 donations	Rs 101.655 cr	1071 donations	Rs 94.628 cr	4615 donations	Rs 31.088 cr	421 donations	Rs 4.884 cr	1 donation	Rs 1.00 cr	12 donations	Rs 0.431 cr	6923 donations	Rs 233.686 cr

## Annexure – 4

### Sector-wise donations to Regional Parties for FY 2019-20

Sector-wise donations to Regional Parties for FY 2019-20										
Regional Party	Corporate/Business Houses		Individual		Other		Undeclared donor name		Total no. of donations	Total Contributions
	No. of donations	Contribution	No. of donations	Contribution	No. of donations	Contribution	No. of donations	Contribution		
SHS	82	48.251	325	13.742	29	0.866	0	0	436	Rs 62.859 cr
AIADMK	3	52.17	0	0	0	0	0	0	3	Rs 52.17 cr
AAP	254	21.81	4906	15.558	1	0.002	0	0	5161	Rs 37.37 cr
BJD	1	25.286	2	2.914	0	0	0	0	3	Rs 28.20 cr
YSR-C	15	4.856	24	4.014	0	0	8	0.054	47	Rs 8.924 cr
IUML	17	0.671	19	0.523	189	7.614	1	0.01	226	Rs 8.818 cr
JMM	8	6.3	7	0.142	0	0	0	0	15	Rs 6.442 cr
JDU	12	5.9123	38	0.1697	0	0	0	0	50	Rs 6.082 cr
SP	12	4.2445	7	0.1475	0	0	0	0	19	Rs 4.392 cr
SAD	44	2.951	288	1.183	0	0	0	0	332	Rs 4.134 cr
DMK	5	1.9375	100	0.616	4	0.0004	3	0.2559	112	Rs 2.81 cr
LJP	5	1.185	59	1.007	0	0	34	0.4368	98	Rs 2.629 cr
TDP	10	2.305	26	0.301	0	0	0	0	36	Rs 2.606 cr

Sector-wise donations to Regional Parties for FY 2019-20										
Regional Party	Corporate/Business Houses		Individual		Other		Undeclared donor name		Total no. of donations	Total Contributions
	No. of donations	Contribution	No. of donations	Contribution	No. of donations	Contribution	No. of donations	Contribution		
JJP	2	2.00	6	0.087	0	0	0	0	8	Rs 2.087 cr
JDS	4	0.5038	6	0.505	0	0	0	0	10	Rs 1.0088 cr
INLD	1	0.50	3	0.015	0	0	0	0	4	Rs 0.515 cr
AIUDF	0	0	9	0.455	0	0	0	0	9	Rs 0.455 cr
TRS	0	0	41	0.399	0	0	0	0	41	Rs 0.399 cr
PMK	0	0	13	0.1374	21	0.2055	0	0	34	Rs 0.3429 cr
GFP	3	0.33	0	0	0	0	0	0	3	Rs 0.33 cr
MNS	2	0.0055	3	0.0402	3	0.1991	1	0.001	9	Rs 0.2458 cr
JVM-P	0	0	22	0.2308	0	0	0	0	22	Rs 0.2308 cr
SDF	1	0.05	7	0.1584	0	0	0	0	8	Rs 0.2084 cr
RLD	1	0.15	0	0	0	0	0	0	1	Rs 0.15 cr
AIMIM	1	0.003	5	0.135	0	0	0	0	6	Rs 0.138 cr
AGP	1	0.10	0	0	0	0	0	0	1	Rs 0.10 cr
NPF	0	0	0	0	0	0	229	0.0392	229	Rs 0.0392 cr
<b>Grand Total</b>	<b>484 donations</b>	<b>Rs 181.522 cr</b>	<b>5916 donations</b>	<b>Rs 42.48 cr</b>	<b>247 donations</b>	<b>Rs 8.887 cr</b>	<b>276 donations</b>	<b>Rs 0.797 cr</b>	<b>6923 donations</b>	<b>Rs 233.686 cr</b>

## Annexure – 5

### State-wise donations received by Regional parties: FY 2019-20

Donations declared by Regional parties: FY 2019-20					
Donations from Abroad			Donations from India		
Country	No. of donations	Total Donations (in Rs cr)	State	No. of donations	Total Donations (in Rs cr)
United States	295	0.8466	Maharashtra	745	110.475
United Arab Emirates	103	0.4042	Delhi	1730	46.24
Singapore	52	0.2346	Karnataka	540	9.00
Canada	31	0.0905	Kerala	245	8.474
United Kingdom	25	0.0546	Tamil Nadu	165	7.81
Qatar	11	0.0411	Telangana	695	3.692
Italy	5	0.0283	Andhra Pradesh	51	3.582
Saudi Arabia	6	0.024	West Bengal	92	2.419
Malaysia	3	0.0225	Odisha	43	2.0507
Netherlands	1	0.022	Punjab	475	1.877
Australia	32	0.0182	Haryana	405	1.761
Hong Kong	4	0.0131	Uttar Pradesh	199	1.613
Indonesia	2	0.01	Madhya Pradesh	55	0.434
Thailand	3	0.0082	Chandigarh	38	0.3668
Switzerland	2	0.0065	Goa	32	0.2191
Bahrain	4	0.0055	Sikkim	8	0.2084
Brunei	3	0.004	Bihar	26	0.1867
Bermuda	5	0.003	Assam	9	0.1575
France	3	0.003	Rajasthan	52	0.1196
Kuwait	1	0.0025	Chhattisgarh	6	0.1175
Israel	5	0.0024	Gujarat	77	0.1136
Ireland	3	0.0022	Jharkhand	19	0.105
<b>Total</b>	<b>599 donations</b>	<b>Rs 1.847 cr</b>	Himachal Pradesh	4	0.0186
			Uttarakhand	5	0.015
			Puducherry	7	0.015
			Jammu & Kashmir	2	0.0025
			<b>Undeclared Address</b>	<b>599</b>	<b>30.766</b>
			<b>Total</b>	<b>6324 donations</b>	<b>Rs 231.839 cr</b>