

Date: 07-08-2018

ANALYSIS OF DONATIONS RECEIVED BY REGIONAL POLITICAL PARTIES – FY 2016-17

A Report by
Association for Democratic Reforms

Association for Democratic Reforms
T-95, 2nd floor, C.L. House, Gautam Nagar
New Delhi – 110 049
Email: adr@adrindia.org; Phone: 011-4165 4200

Table of Contents

Executive Summary	3
Recommendations.....	7
Detailed Report	8
I. Status of submission of contributions report by Regional Parties to ECI (FY 2016-17)	8
II. Donations declared by Regional Parties to the ECI (FY 2016-17)	9
III. Comparison of donations received by Regional Parties between FY 2015-16 and FY 2016-17	11
IV. Cash donations declared by Regional Parties in FY 2016-17	12
V. State-wise donations to Regional Parties in FY 2016-17	13
VI. Mode of contribution to Regional Parties in FY 2016-17	15
VII. Disclosure of PAN details of donors by Regional parties, FY 2016-17	15
VIII. Donations to Regional Parties worth Rs 1 cr and above, FY 2016-17	16
Contacts	18
Disclaimer.....	18
Annexure-1.....	19
Annexure – 2	20
Annexure – 3	22

Analysis of Donations declared by Regional Political Parties – FY 2016-17

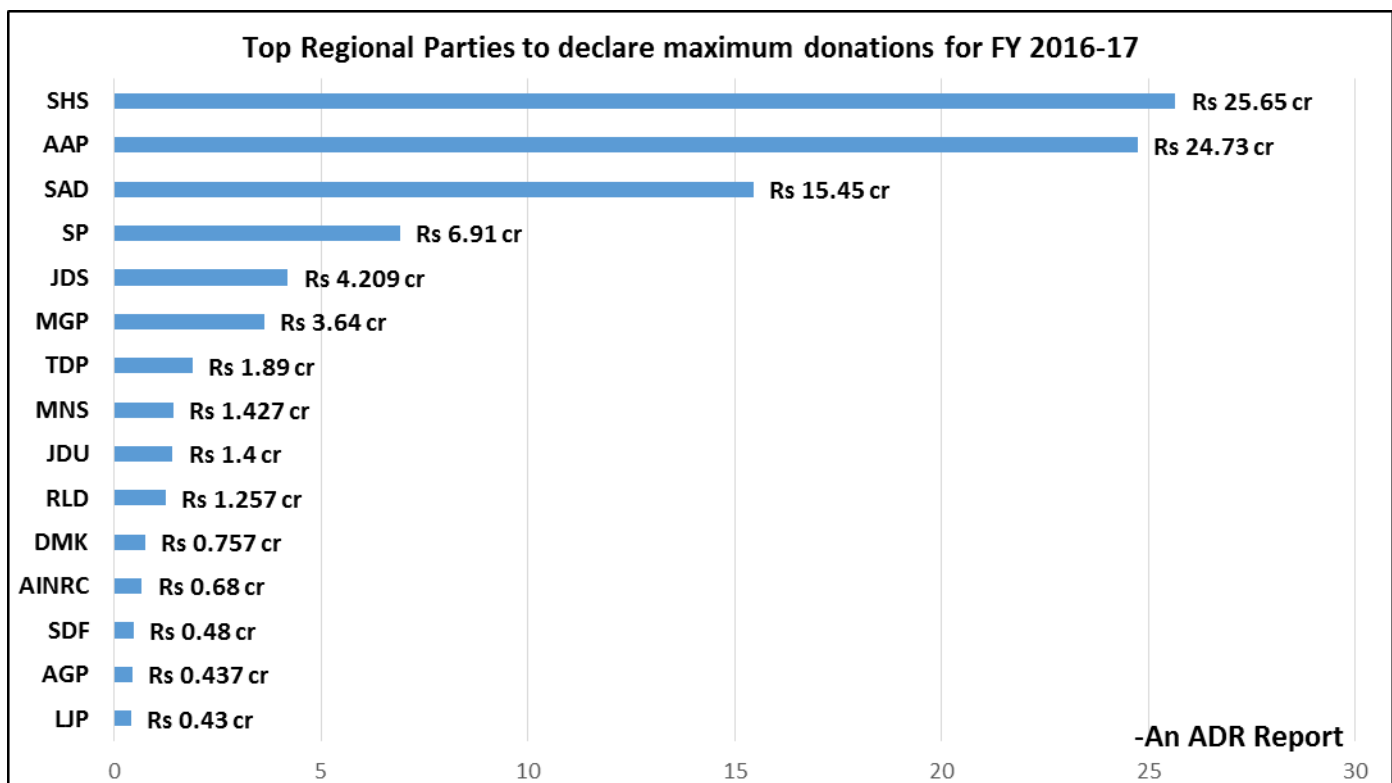
This report, prepared by **Association for Democratic Reforms (ADR)** focuses on donations declared by Regional Political Parties, during the Financial Year 2016-17, as submitted by the parties to the Election Commission of India (ECI).

Executive Summary

The **executive summary** below lists the key observations drawn from the report:

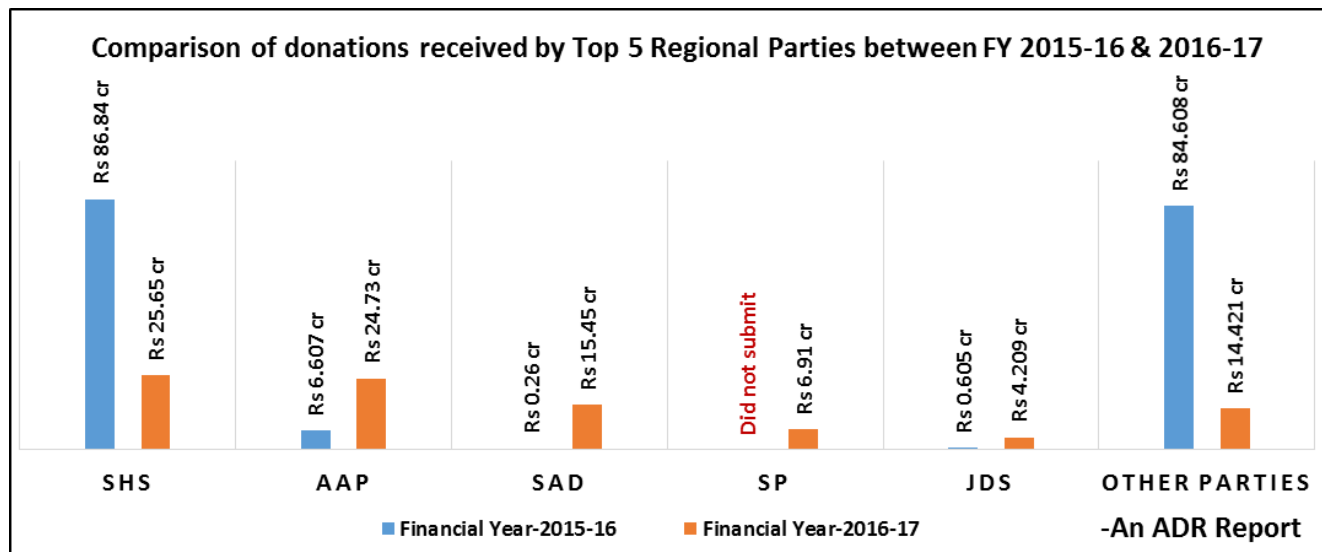
I. Donations to Regional Parties as declared to the ECI (FY 2016-17)

- Under **Section 29C(1) of the Representation of People's Act, 1951**, political parties are required to prepare a report providing details of contributions **in excess of twenty thousand rupees** from any person in a particular financial year to avail 100% tax exemption. However, in FY 2016-17, we see that **7 Regional Parties** (SAD, MGP, DMK, AINRC, AGP, NPF and DMDK) have also provided details of donations received **below Rs 20,000** in their contributions report.
- The total amount of donations declared by Regional Parties, including both above and below Rs 20,000, was **Rs 91.37 cr**, from **6339 donations**.
- With regard to the total amount of donations, **Shiv Sena** leads with **Rs 25.65 cr** from 297 donations followed by **AAP**, which has declared receiving **Rs 24.73 cr** from 3865 donations. **SAD** declared receiving **Rs 15.45 cr** that is the third highest amongst all regional parties.
- 72.05%** or **Rs 65.83 cr** of the total donations received by Regional Parties have been received solely by top three Regional Parties.



II. Comparison of donations received by Regional Parties between FY 2015-16 and FY 2016-17

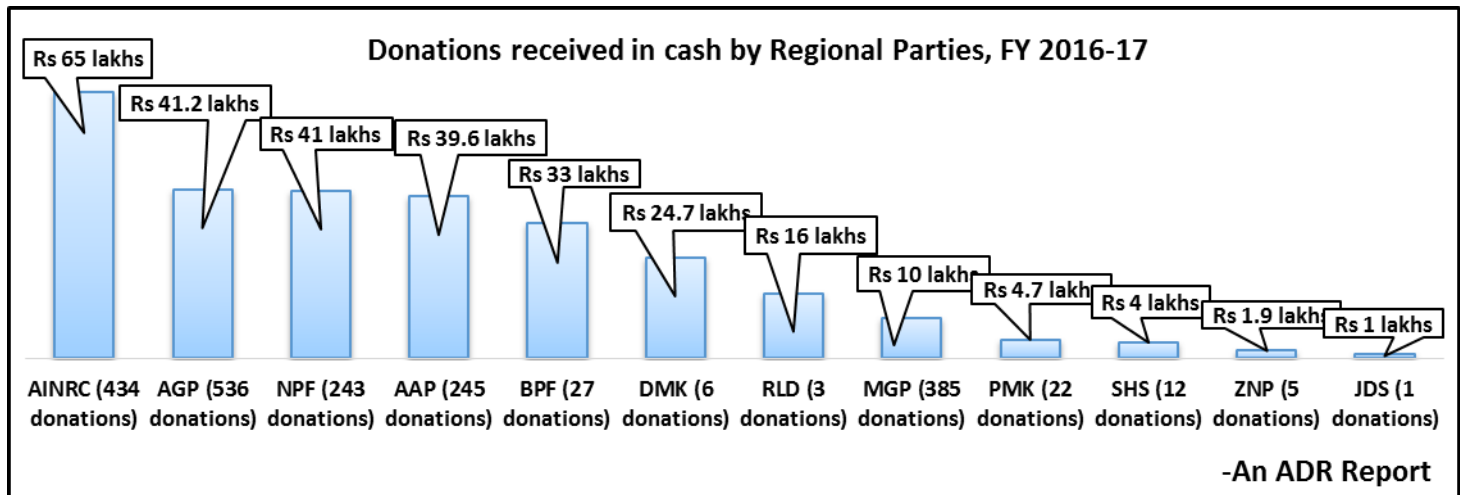
- AGP, SAD, JDS, MNS and AAP** saw the maximum percentage increase in their income from donations between FY 2015-16 and 2016-17.
- Donations to **AGP** increased by **7183%**, followed by **SAD** for which it was **5842%**, and **JDS** that saw an increase of **596%**.
- Amongst the top five parties, only **Shiv Sena** saw a decline in the donations received from FY 2015-16. The donations that it had received in FY 2015-16, declined by **70%** or **Rs 61.19 cr** in FY 2016-17.



III. Cash donations declared by the Regional Parties – FY 2016-17

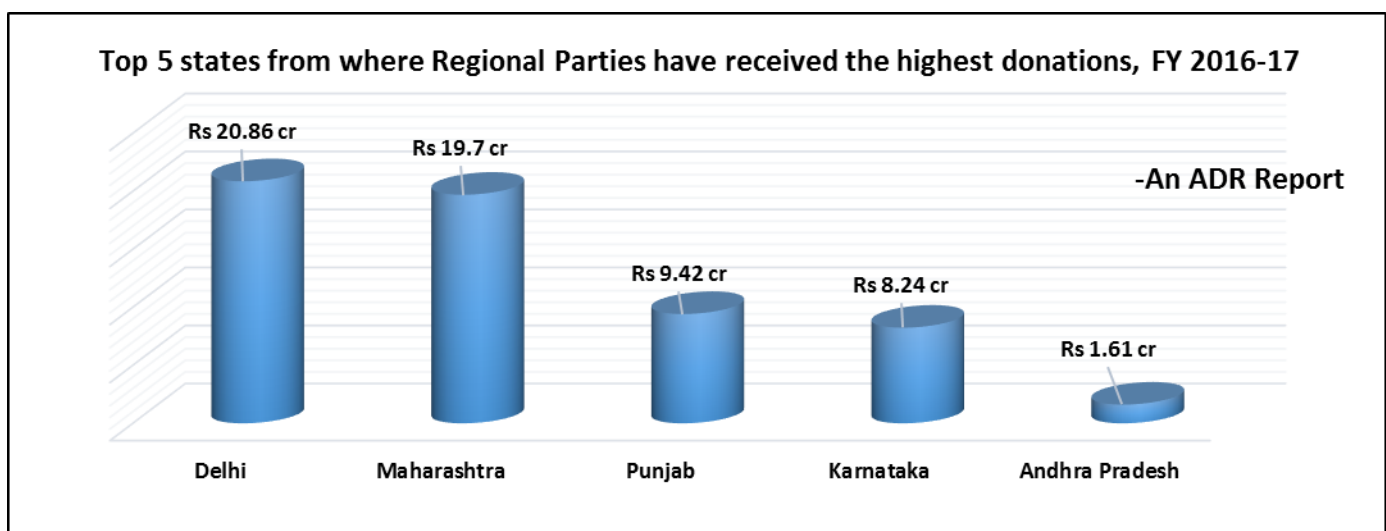
ECI [notification dated 29th August, '14](#) stated that “*...no tax deduction shall be allowed on the contributions made in cash by any person or company to a political party*”. This notification was applicable for donations made from FY 2014-15 onwards. But, the Regional Parties have declared receiving Rs 2.82 cr via donations in cash.

- Out of the total donations of **Rs 91.37 cr** declared by the Regional Parties, **Rs 2.82 cr** from **1919 donations** was received in cash during FY 2016-17. This formed **3.09%** of the **total donations** to the parties.
- Maximum donations in cash** was declared by **AINRC**, which collected a total of **Rs 65 lakhs**, followed by **AGP** with **Rs 41.2 lakhs** and **NPF** with **Rs 41 lakhs**.
- Among all the states, donors from **Assam** made the highest donations of **Rs 72.7 lakhs** in cash followed by donors from **Puducherry** who donated a total of **Rs 65.3 lakhs** in cash.
- Donations worth Rs 60 lakhs in cash did not have address details. 6 Regional Parties (NPF, MGP, DMK, BPF, Shiv Sena and AGP)** have received such donations in FY 2016-17. (Refer: Annexure 1)

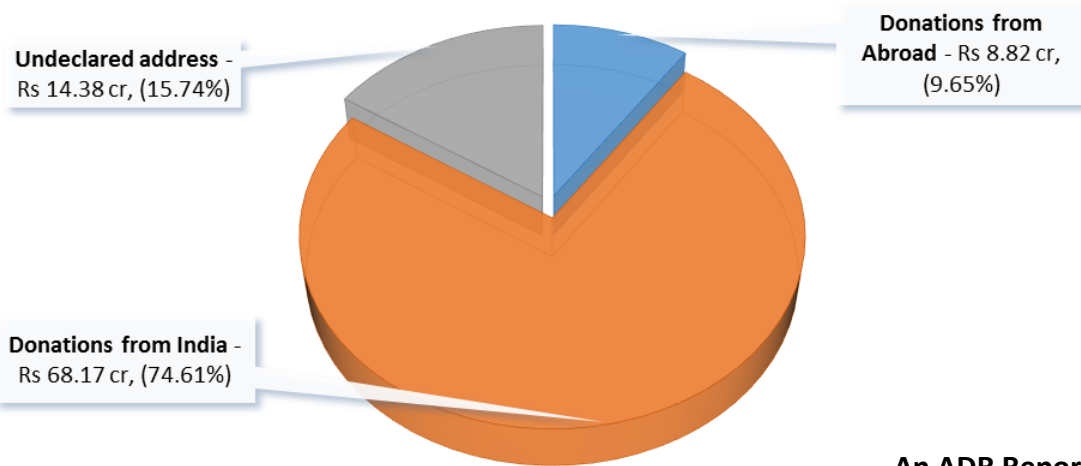


IV. State-wise donations to Regional Parties

- Segregation of donations according to location** was made by **ADR** based on the **addresses** provided by the parties in their donations report to the ECI.
- Donations declared by the Regional Parties contained details of donations received from 29 States/Union Territories/common capitals and 27 countries according to the declared address of donors. Only AAP declared donations from abroad.
- Regional parties have declared receiving the highest amount of money or **Rs 20.86 cr** from **Delhi**, followed by **Rs 19.7 cr** from **Maharashtra** and **Rs 9.42 cr** from **Punjab**.
- 35.67%** or **Rs 8.82 cr** of the total declared donations to **AAP** was received from **abroad**. (Refer: Annexure- 2)
- A total of **Rs 14.38 cr**, (15.74% of total donations received by the Regional parties, FY 2016-17), **could not be attributed to any State/Union Territory due to incomplete or lack of information provided by the parties.**



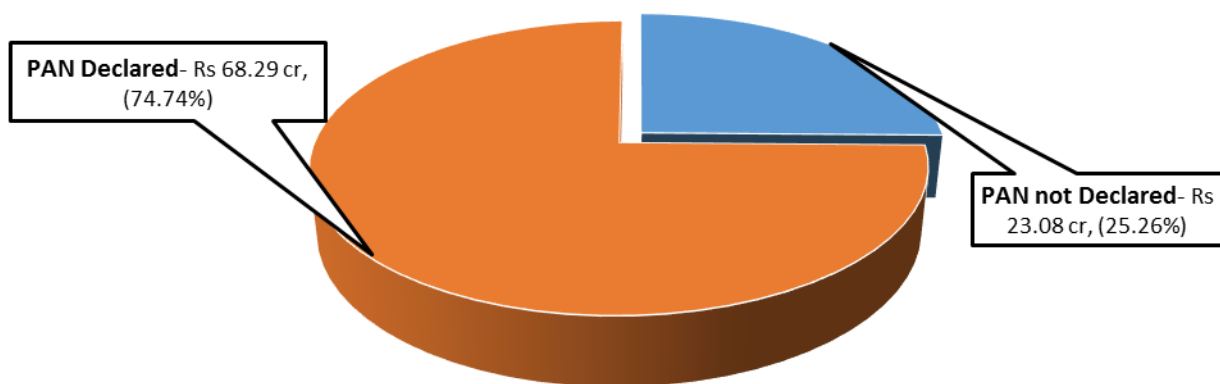
Donations classified based on address as declared by Regional Parties: FY 2016-17



V. Disclosure of PAN details in donations

- Out of 25 Regional Parties who had declared receiving donations, **18 parties**, have **declared donations of donors without their PAN details**.
- Rs 23.08 cr** or **25.26%** of the total amount of donations received by Regional Parties **do not have PAN details**.
- It is to be noted that parties like **BPF, MGP, PMK, RJD** and **ZNP** who have declared 100 percent donations, **have not provided PAN details of even a single donor** in their donations statement.
- It is seen that **AAP** declared receiving **Rs 8.82 cr from abroad** out of which **PAN details are not available** for donations amounting to **Rs 8.32 cr**.

Status of declaration of PAN by Regional Parties: FY 2016-17



Recommendations

- a. The Supreme Court gave a judgment on September 13, 2013 declaring that no part of a candidate's affidavit should be left blank. Similarly, **no part of the Form 24A submitted by political parties providing details of donations above Rs 20,000 should be blank.**
- b. The National and Regional Parties should, ideally, **lead by example** by filing **complete and correct statements** of donations to the ECI **well in time** for public scrutiny so as to encourage financial transparency.
- c. Parties **not adhering** to the deadline fixed by the Election Commission of India should be **penalized** by making them **liable to pay tax on 100% of their income** from various sources.
- d. **The National and Regional political parties must provide all information on their finances under the Right to Information Act.** This will go a long way in strengthening political parties, elections and democracy.

Detailed Report

Political parties rely heavily on donations for contesting elections and running their daily affairs. They receive huge sums of money in the form of donations/ contributions from corporates or business houses, trusts and individuals. Section 29C of the Representation of People Act, 1951 mandates that political parties submit their contribution details in excess of Rs 20,000 received from any person or a company to the ECI annually, in order to enjoy 100% tax exemption.

This report, prepared by **Association for Democratic Reforms (ADR)** focuses on donations received by 48 Regional Political Parties, during the Financial Year 2016-17, as submitted by the parties to the Election Commission of India (ECI).

I. Status of submission of contributions report by Regional Parties to ECI (FY 2016-17)

Out of 48 regional parties analyzed, **only 8** had submitted their donations report to the ECI in the stipulated time period. 24 other regional parties have delayed their submission by a maximum of 249 days (or 8.3 months) to 2 days. There are **16 regional parties who have defaulted** in the submission of their donations report to the ECI during FY 2016-17, till date, 6th August, 2018.

S.No.	Political Party	Due date for filing report: 30.09.2017			
		Party Code	FY 2016-17	Date of Submission	No. of days by which delayed
1	All India United Democratic Front	AIUDF	Yes	17-Jul-17	0
2	Desiya Murpokku Dravida Kazagam	DMDK	Yes	21-Jul-17	0
3	Jharkhand Mukti Morcha	JMM	Yes	30-Aug-17	0
4	Naga People's Front	NPF	Yes	10-Apr-17	0
5	Shiromani Akali Dal	SAD	Yes	28-Jul-17	0
6	Telegu Desam Party	TDP	Yes	1-Aug-17	0
7	Samajwadi Party	SP	Yes	14-Sep-17	0
8	Rashtriya Lok Dal	RLD	Yes	27-Sep-17	0
9	Yuvajana Sramika Rythu Congress Party	YSR-Congress	Yes	3-Oct-17	2 days
10	Janata Dal (United)	JDU	Yes	24-Oct-17	23 days
11	Sikkim Democratic Front	SDF	Yes	26-Oct-17	25 days
12	Janata Dal (Secular)	JDS	Yes	30-Oct-17	29 days
13	Biju Janata Dal	BJD	Yes	8-Nov-17	38 days
14	Jammu and Kashmir National Conference	JKNC	Yes	13-Nov-17	43 days
15	All India Anna Dravida Munnetra Kazhagam	AIADMK	Yes	1-Dec-17	61 days
16	Dravida Munnetra Kazhagam	DMK	Yes	6-Dec-17	66 days
17	Maharashtra Navnirman Sena	MNS	Yes	20-Dec-17	80 days
18	Telangana Rashtra Samithi	TRS	Yes	26-Dec-17	86 days
19	People's Democratic Alliance*	PDA	Yes	18-Jan-18	109 days
20	Shiv Sena	SHS	Yes	19-Jan-18	110 days
21	Bodoland People's Front	BPF	Yes	28-Jan-18	119 days
22	All India Forward Bloc	AIFB	Yes	29-Jan-18	120 days
23	Zoram Nationalist Party	ZNP	Yes	29-Jan-18	120 days
24	Asom Gana Parishad	AGP	Yes	30-Jan-18	121 days
25	Maharashtrawadi Gomantak Party	MGP	Yes	3-Feb-18	124 days
26	Lok Janshakti Party	LJP	Yes	7-Feb-18	129 days

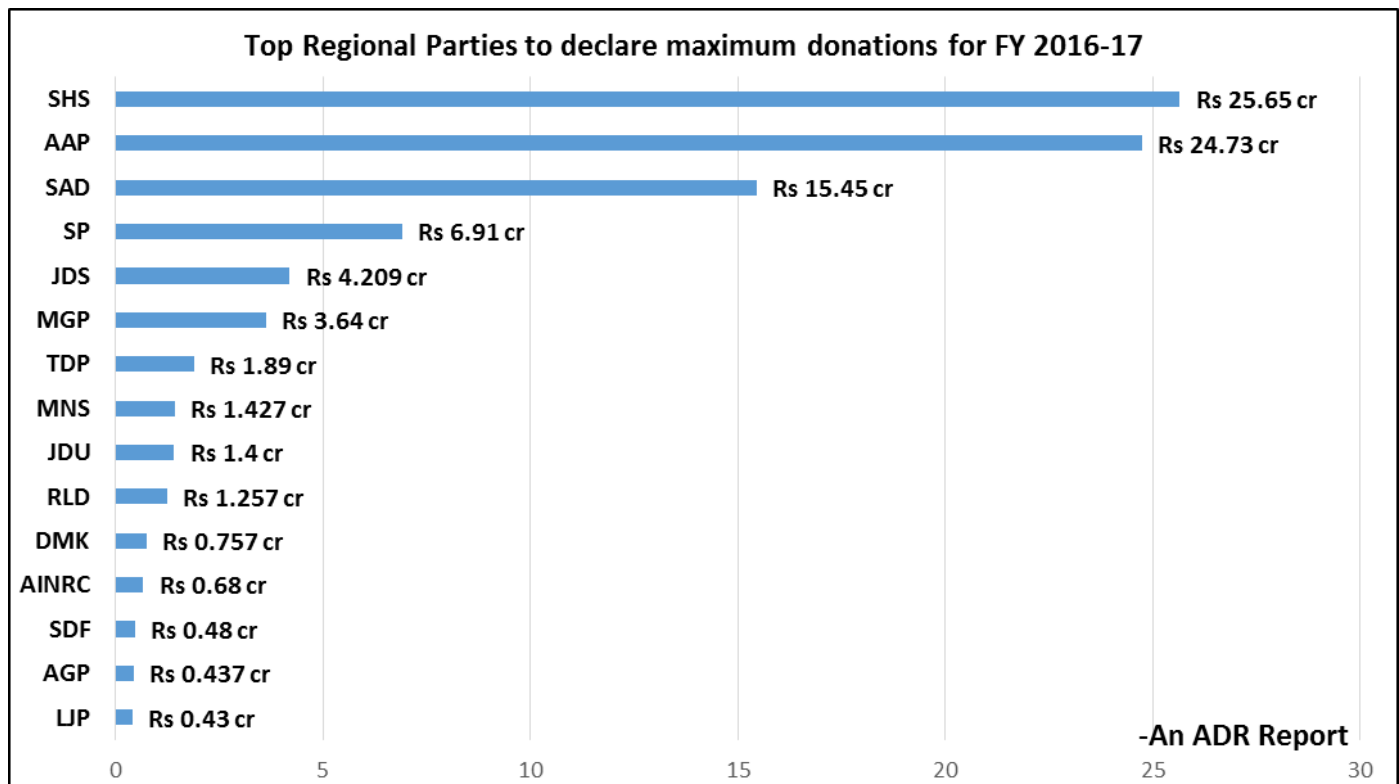
S.No.	Political Party	Due date for filing report: 30.09.2017			
		Party Code	FY 2016-17	Date of Submission	No. of days by which delayed
27	Aam Aadmi Party	AAP	Yes	9-Feb-18	131 days
28	Jharkhand Vikas Morcha (P)	JVM	Yes	12-Feb-18	134 days
29	All India N. R. Congress	AINRC	Yes	24-Feb-18	146 days
30	Kerala Congress-M	KCM	Yes	5-Mar-18	155 days
31	Rashtriya Janata Dal	RJD	Yes	22-Mar-18	172 days
32	Pattali Makkal Katchi	PMK	Yes	7-Jun-18	249 days
33	AJSU Party	AJSU	No	Did not submit yet	310 Days (As on 6th August, 2018)
34	All India Majlis-E-Ittehadul Muslimeen	AIMIM	No	Did not submit yet	
35	Goa Forward Party	GFP	No	Did not submit yet	
36	Hills State People's Democratic Party	HSPDP	No	Did not submit yet	
37	Indian National Lokdal	INLD	No	Did not submit yet	
38	Indian Union Muslim League	IUML	No	Did not submit yet	
39	Jammu and Kashmir National Panthers Party	JKNPP	No	Did not submit yet	
40	Jammu and Kashmir Peoples Democratic Party	JKPDP	No	Did not submit yet	
41	Karnataka Janta Paksha	KJP	No	Did not submit yet	
42	Mizoram People's Conference	MPC	No	Did not submit yet	
43	National People's Party	NPP	No	Did not submit yet	
44	People's Party of Arunachal	PPA	No	Did not submit yet	
45	Rashtriya Lok Samta Party	RLSP	No	Did not submit yet	
46	Revolutionary Socialist Party	RSP	No	Did not submit yet	
47	Sikkim Krantikari Morcha	SKM	No	Did not submit yet	
48	United Democratic Party	UDP	No	Did not submit yet	

*PDA has not followed the prescribed format as given by the ECI in filing Contributions Report.

II. Donations declared by Regional Parties to the ECI (FY 2016-17)

- Under **Section 29C(1) of the Representation of People's Act, 1951**, political parties are required to prepare a report providing details of contributions **in excess of twenty thousand rupees** from any person in a particular financial year to avail 100% tax exemption.
- However, in FY 2016-17, we see that **7 Regional Parties** (SAD, MGP, DMK, AINRC, AGP, NPF and DMDK) have also provided details of donations received **below Rs 20,000** in their contributions report, amounting to **Rs 1.29 cr.**
- The total amount of donations declared by Regional Parties, including both above and below Rs 20,000, was **Rs 91.37 cr, from 6339 donations.**
- With regard to the total amount of donations, **Shiv Sena** leads with **Rs 25.65 cr** from 297 donations followed by **AAP**, which has declared receiving **Rs 24.73 cr** from 3865 donations. **SAD** declared receiving **Rs 15.45 cr** that is the third highest amongst all regional parties.
- 72.05% or Rs 65.83 cr** of the total donations received by regional parties have been received solely by top three regional parties.
- No donations have been declared by **AIADMK, AIFB, BJD, JMM, JKNC** and **JVM-P** for FY 2016-17.

Donations declared by Regional parties during FY 2016-17						
S.No.	Party	Declared donations above Rs 20,000		Declared donations below Rs 20,000		Total (Rs in cr)
		Donations (Rs in cr)	No. of donations	Donations (Rs in cr)	No. of donations	
1	Shiv Sena	25.65	297	0	0	Rs 25.65 cr
2	AAP	24.73	3865	0	0	Rs 24.73 cr
3	SAD	15.45	116	0.0017	1	Rs 15.45 cr
4	SP	6.91	26	0	0	Rs 6.91 cr
5	JDS	4.209	46	0	0	Rs 4.209 cr
6	MGP	3.55	62	0.09	375	Rs 3.64 cr
7	TDP	1.89	59	0	0	Rs 1.89 cr
8	MNS	1.427	21	0	0	Rs 1.427 cr
9	JDU	1.4	35	0	0	Rs 1.40 cr
10	RLD	1.257	21	0	0	Rs 1.257 cr
11	DMK	0.688	19	0.069	3	Rs 0.757 cr
12	AINRC	0.369	227	0.314	210	Rs 0.68 cr
13	SDF	0.479	46	0	0	Rs 0.479 cr
14	AGP	0.033	9	0.404	528	Rs 0.437 cr
15	LJP	0.43	27	0	0	Rs 0.43 cr
16	YSR-Congress	0.42	3	0	0	Rs 0.42 cr
17	NPF	0	0	0.41	243	Rs 0.41 cr
18	TRS	0.34	26	0	0	Rs 0.34 cr
19	BPF	0.33	27	0	0	Rs 0.33 cr
20	AIUDF	0.195	4	0	0	Rs 0.195 cr
21	KCM	0.187	6	0	0	Rs 0.187 cr
22	RJD	0.07	8	0	0	Rs 0.07 cr
23	PMK	0.047	22	0	0	Rs 0.047 cr
24	ZNP	0.019	5	0	0	Rs 0.019 cr
25	DMDK	0	0	0.0006	2	Rs 0.0006 cr
26	AIADMK	0	0	0	0	Rs 0
27	AIFB	0	0	0	0	Rs 0
28	BJD	0	0	0	0	Rs 0
29	JMM	0	0	0	0	Rs 0
30	JKNC	0	0	0	0	Rs 0
31	JVM-P	0	0	0	0	Rs 0
Total		Rs 90.08 cr	4977 donations	Rs 1.29 cr	1362 donations	Rs 91.37 cr

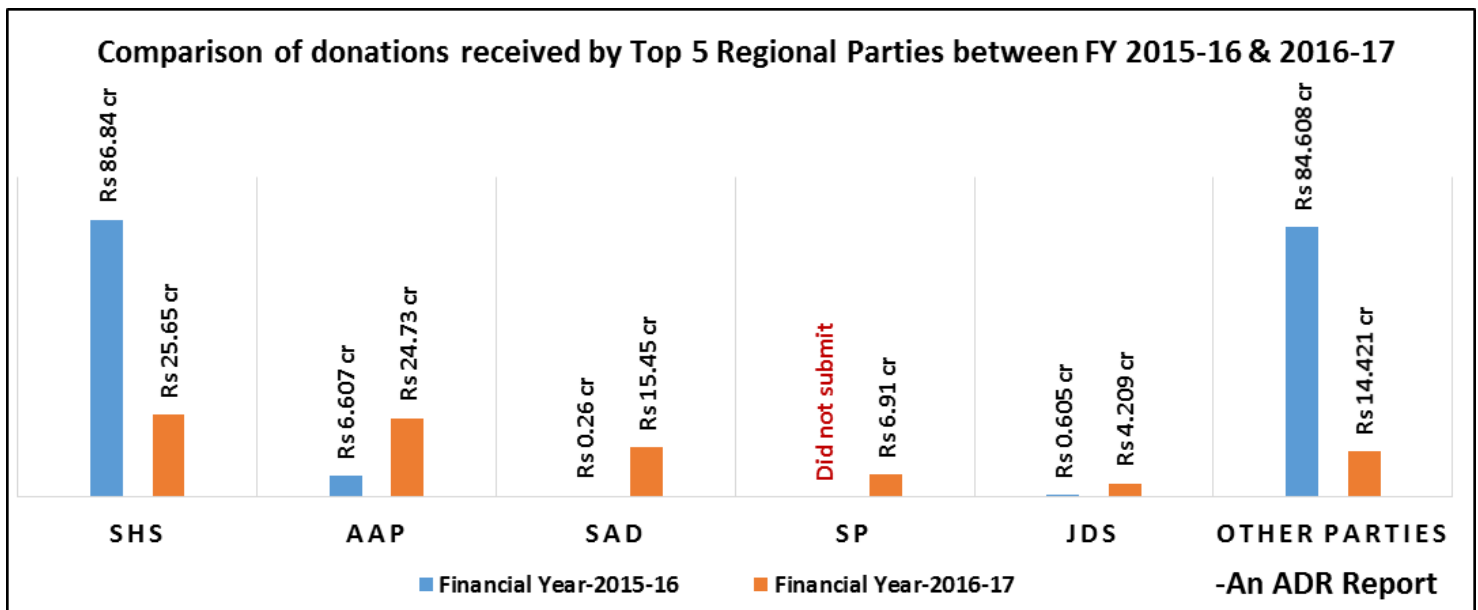


III. Comparison of donations received by Regional Parties between FY 2015-16 and FY 2016-17

- The overall donations of **11 Regional Parties** saw a **decline** in the current financial year, 2016-17 from the previous financial year, 2015-16.
- 8 regional parties** considered for this report did not submit their contributions report for the past financial year.
- AAP, SAD, JDS, MNS, RLD, SDF, AGP** and **NPF** are the **eight regional parties**, which have declared an **increase** in the amount of donations received between FY 2015-16 and 2016-17.
- Shiv Sena** received the highest amount of donations in both financial years, **2015-16** and **2016-17**.

Comparison of donations received by Regional Parties between FY 2015-16 and FY 2016-17 (Rs in cr)				
Regional Party	FY 2015-16	FY 2016-17	Amount increased/decreased since last year	Percentage increase/decrease
Shiv Sena	86.84	25.65	-61.19	-70%
AAP	6.607	24.73	18.123	274%
SAD	0.26	15.45	15.19	5842%
JDS	0.605	4.209	3.604	596%
TDP	3.1	1.89	-1.21	-39%
MNS	0.278	1.427	1.149	413%
JDU	1.94	1.4	-0.54	-28%
RLD	0	1.257	1.257	-
DMK	71.655	0.757	-70.898	-99%
SDF	0.25	0.48	0.23	92%
AGP	0.006	0.437	0.431	7183%
LJP	0.888	0.43	-0.458	-52%

Comparison of donations received by Regional Parties between FY 2015-16 and FY 2016-17 (Rs in cr)				
Regional Party	FY 2015-16	FY 2016-17	Amount increased/decreased since last year	Percentage increase/decrease
YSR-C	1.65	0.42	-1.23	-75%
NPF	0	0.41	0.41	-
TRS	0.76	0.34	-0.42	-55%
AIUDF	0.79	0.195	-0.595	-75%
RJD	0.555	0.07	-0.485	-87%
PMK	2.646	0.047	-2.599	-98%
DMDK	0.099	0.0006	-0.0984	-99%
AIADMK	0	0	0	0
BJD	0	0	0	0
JKNC	0	0	0	0
JMM	0	0	0	0
SP	Did not submit	6.91	-	-
MGP	Did not submit	3.64	-	-
AINRC	Did not submit	0.68	-	-
BPF	Did not submit	0.33	-	-
KC-M	Did not submit	0.187	-	-
ZNP	Did not submit	0.019	-	-
AIFB	Did not submit	0	-	-
JVM-P	Did not submit	0	-	-
Total	Rs 178.93 cr	Rs 91.37 cr	Rs -87.56 cr	-49%

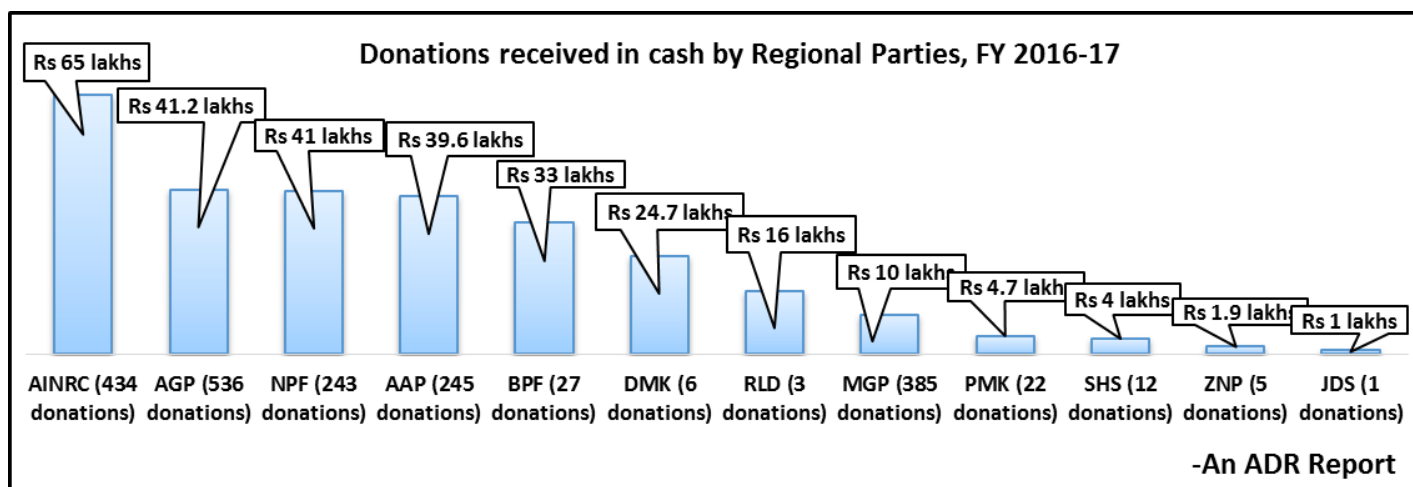


IV. Cash donations declared by Regional Parties in FY 2016-17

- Out of the total donations of **Rs 91.37 cr** declared by the Regional Parties, **Rs 2.82 cr** from **1919** donations was received in **cash** during FY 2016-17. This formed **3.09%** of the **total donations** to the parties.

- Maximum donations in cash** was declared by **AINRC**, which collected a total of **Rs 65 lakhs**, followed by **AGP** with **Rs 41.2 lakhs** and **NPF** with **Rs 41 lakhs**.
- Among all the states, donors from **Assam** made the highest donations of **Rs 72.7 lakhs** in cash followed by donors from **Puducherry** who donated a total of **Rs 65.3 lakhs** in cash.
- 6 regional parties (NPF, MGP, DMK, BPF, Shiv Sena and AGP)** have received cash donations worth a total of **Rs 60 lakhs that does not have address details**.
- The only donation in cash from outside India is from **UAE**, which was given to **AAP**. Shri Babychan Joseph from Dubai donated Re.1 in cash, Rs 25,000 via cheque and Rs 5,000 through an online transfer.
- Amongst all regional parties, **AAP** is only one that has received **some amount of cash donations across 17 states in India**.
- For complete list of state wise cash donations, please refer to **Annexure – 1**.

Donations received by Regional Parties in cash - FY 2016-17 (Rs in lakhs)													
Party	AINRC	AGP	NPF	AAP	BPF	DMK	RLD	MGP	PMK	SHS	ZNP	JDS	Total
Amount	65	41.2	41	39.6	33	24.7	16	10	4.7	4	1.9	1	Rs 282.10 lakhs
No. of donations	434	536	243	245	27	6	3	385	22	12	5	1	1919




V. State-wise donations to Regional Parties in FY 2016-17

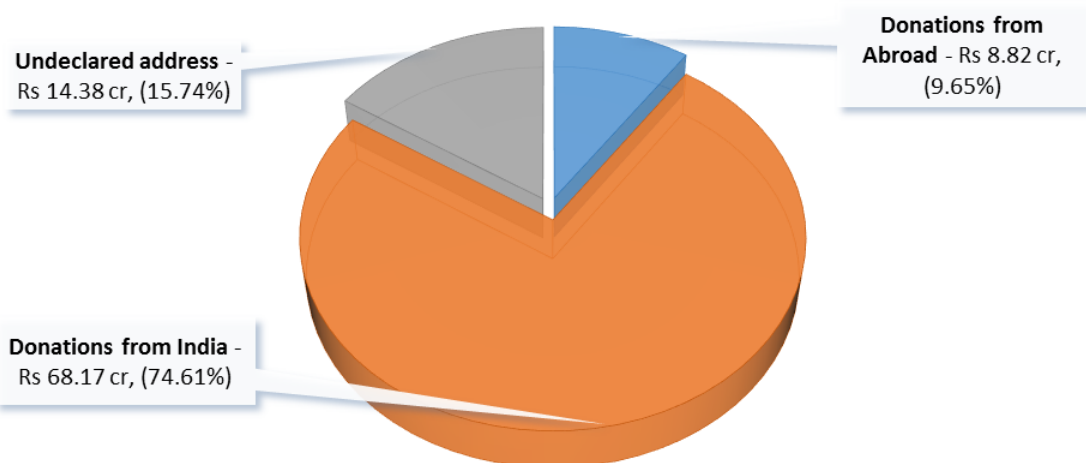
- Segregation of donations according to State and sectors** was made by **ADR** based on the **names** and **address** provided by the parties in their donations report to the ECI.
- Donations declared by the Regional Parties contained details of donations received from **29 States/Union Territories/common capitals** and **27 countries** according to the declared address of donors. Only AAP declared donations from abroad.
- Amongst all the states/UTs/common capitals, the highest amount of **Rs 20.86 cr** was donated to the Regional Parties from **Delhi**, followed by **Rs 19.7 cr** from **Maharashtra** and **Rs 9.42 cr** from **Punjab**.
- AAP** has received **Rs 8.82 cr** worth of donations from outside India, becoming the **only regional party** that has **received donations from across 27 countries outside India** (Refer Annexure – 2 for complete details of top 50 donations from abroad).
- Top 5 countries from where **AAP** has received donations are **Canada, USA, UAE, Australia** and **UK**.

States	Donations received from states (Rs in cr)	Percentage share
Delhi	20.86	22.83%
Maharashtra	19.7	21.56%
Punjab	9.42	10.31%
Karnataka	8.24	9.02%
Andhra Pradesh	1.61	1.76%
Other states & countries	17.15	18.77%
Undeclared address	14.39	15.75%

Top 5 countries from where AAP received donations in FY 2016-17



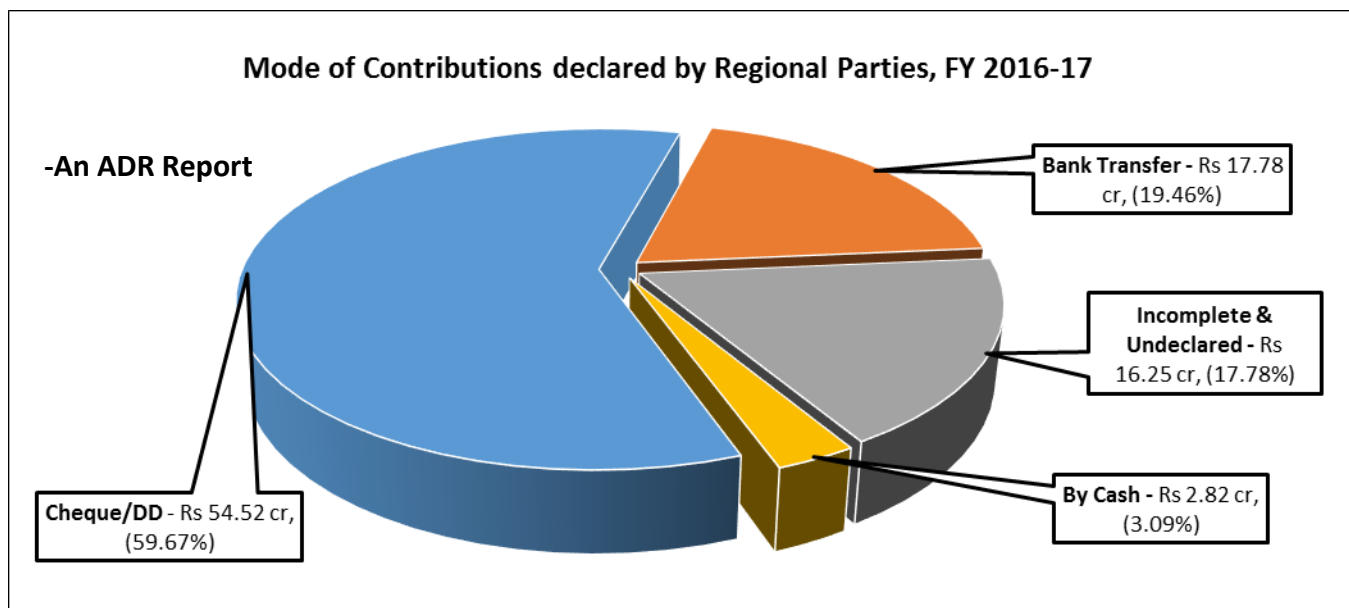
Donations classified based on address as declared by Regional Parties: FY 2016-17



VI. Mode of contribution to Regional Parties in FY 2016-17

- Regional Parties declared receiving a total of **Rs 54.52 cr** through **cheque/DD** from a total of **570 donations**, forming **59.67%** of the total donations received. While **2942 donations**, amounting to **Rs 17.78 cr** was received in the form of **bank transfer**, forming **19.46%** of the total donations received.
- Rs 16.25 cr** or **17.78%** of the total amount of donations received was from donations with incomplete or undeclared mode of payment details.
- 1919 donations** amounting to **Rs 2.82 cr** was received in cash.
- For complete list of mode of contribution to regional parties, please refer to **Annexure – 3**.

Mode through which contributions were received as declared by Regional Parties for FY 2016-17 (Rs in cr)					
Donations	Cheque/DD	Bank Transfer	Incomplete & Undeclared	Cash	Grand Total
Total No of donations	570	2942	906	1919	6337
Total donations declared (Rs in crores)	54.52	17.78	16.25	2.82	91.37
Share of donations	59.67%	19.46%	17.78%	3.09%	100%



VII. Disclosure of PAN details of donors by Regional parties, FY 2016-17

- Out of 25 Regional Parties who had declared receiving donations, **18 parties**, have **declared receiving 4131 donations without PAN details**.
- Parties like **BPF, MGP, PMK, RJD** and **ZNP** who have declared 100 percent donations, **have not provided PAN details of even a single donor** in its donations statement.
- AAP** has received the maximum amount, **Rs 13.92 cr** from donations without PAN details, followed by **MGP**, which received an amount of **Rs 3.64 cr**, and **SAD** that received **Rs 1.55 cr** from such similar donations.
- It is to be noted that **AAP** declared receiving **Rs 8.82 cr from abroad** out of which **PAN details are not available** for donations amounting to **Rs 8.32 cr**.

Status of declaration of PAN details of donations received by Regional Parties for FY 2016-17						
Party	PAN not Declared		PAN Declared		Total no. of donations	Total amount of donations
	No. of donations without PAN details	Contributions (Rs in cr)	No. of donations with PAN details	Contributions (Rs in cr)		
SHS	15	0.28	282	25.37	297	Rs 25.65 cr
AAP	2359	13.92	1506	10.81	3865	Rs 24.73 cr
SAD	8	1.55	107	13.9	115	Rs 15.45 cr
SP	0	0	26	6.91	26	Rs 6.91 cr
JDS	1	0.005	45	4.204	46	Rs 4.209 cr
MGP	437	3.64	0	0	437	Rs 3.64 cr
TDP	0	0	59	1.89	59	Rs 1.89 cr
MNS	20	1.177	1	0.25	21	Rs 1.427 cr
JDU	0	0	35	1.4	35	Rs 1.40 cr
RLD	3	0.16	18	1.097	21	Rs 1.257 cr
DMK	5	0.354	17	0.403	22	Rs 0.757 cr
AINRC	435	0.66	2	0.02	437	Rs 0.68 cr
SDF	3	0.042	43	0.437	46	Rs 0.48 cr
AGP	536	0.412	1	0.025	537	Rs 0.437 cr
LJP	2	0.004	25	0.426	27	Rs 0.43 cr
YSR-C	0	0	3	0.42	3	Rs 0.42 cr
NPF	243	0.41	0	0	243	Rs 0.41 cr
TRS	0	0	26	0.34	26	Rs 0.34 cr
BPF	27	0.33	0	0	27	Rs 0.33 cr
AIUDF	0	0	4	0.195	4	Rs 0.195 cr
KC-M	0	0	6	0.187	6	Rs 0.187 cr
RJD	8	0.07	0	0	8	Rs 0.07 cr
PMK	22	0.047	0	0	22	Rs 0.047 cr
ZNP	5	0.019	0	0	5	Rs 0.019 cr
DMDK	2	0.0006	0	0	2	Rs 0.0006 cr
Total	4131 donations	Rs 23.08 cr	2206 donations	Rs 68.29 cr	6337 donations	Rs 91.37 cr

VIII. Donations to Regional Parties worth Rs 1 cr and above, FY 2016-17

- Regional parties together have received **22 donations** worth **Rs 1 cr and above** in **FY 2016-17**.
- Amongst the total donations received by the parties, the highest worth **Rs 5 cr** and the second highest worth **Rs 3 cr**, was given by **Satya Electoral Trust** to **SP** and **SAD**, respectively.
- Top two donations** received by **Shiv Sena**, worth **Rs 2 cr each** from **Bhairavnath Sugar Works Limited**, do not have address details.
- Top two highest donations to **JDS** worth **Rs 1 cr each**, were given by **Jupiter Capital Pvt Ltd**.
- Satya Electoral Trust** also gave the highest donations to other Regional Parties like **AAP**.

S.No.	Name	Complete Address of the Contributing Person/Company	PAN (Yes/No)	Amount of Contribution (Rs.)	Mode of Contribution *(Cheque/Demand Draft /cash)	Party
1	Satya Electoral Trust	G-15,Hansh Bhawan 1, Bahadur Shah Jafar Marg, New Delhi	Yes	5,00,00,000	Cheque No.000216, Dt.06.03.2017, HDFC Bank, Surya Kiran Building, K G Marg, New Delhi	SP
2	Satya Electoral Trust	G-15, Hasan Bhawan, 1, Bahadurshah Zafar Marg New Delhi-110002(Compliance Certificate Attached)	Yes	3,00,00,000	Ch.NO.-000190, Dt-27-01-2017, HDFC Bank, G-3,4 Suryakiran Building, 19, Kasturba Gandhi Marg, New Delhi.-110001.,Receipt Number:-54450	SAD
3	Bhairavnath Sugar Works Limited		Yes	2,00,00,000	Cheque/DD No.023202, Drawn on Axis Bank, Dt.23.01.2017	SHS
4	Bhairavnath Sugar Works Limited		Yes	2,00,00,000	Cheque/DD No.333170, Drawn on State Bank of Hyderabad, 15/2, Dt.15.02.2017	SHS
5	Modern Road Makers Pvt Ltd	IRB Complex Chandivli Farm, Chandivali Village Andheri (E), Mumbai-400072	Yes	2,00,00,000	Cheque/DD No.045806, Drawn on Union Bank of India, Powai Mumbai, Dt.08.02.2017	SHS
6	A N Enterprises Infrastructure Services P Ltd	C-2113, Wind 2nd Floor, Oberoi Garden Estate, Sakinaka, Andheri-400072	Yes	2,00,00,000	Cheque/DD No.124696, Drawn on DNS Bank, Vishnunagar, Dt.16.02.2017	SHS
7	Satya Electoral Trust	# G-15,Hans Bhawan,1, Bahadurshah, Zafar Marg, New Delhi-110002 (Compliance Certificate Attached)	Yes	2,00,00,000	Ch.No.-000176, Dt.-15-12-2016, HDFC Bank, G-3,4 Suryakiran Building 19, Kasturba Gandhi marg, New Delhi-110001, Reciept Number:-54367	SAD
8	Satya Electoral Trust	G-15, Hans Bhawan, 1, Bahadurshah Zafar Marg New Delhi-110002 (Compliance Certificate Attached)	Yes	2,00,00,000	Ch.No.-000183, Dt-20-01-2017, HDFC Bank, G-3,4 Suryakiran Building, 19, Kasturba Gandhi Marg, New Delhi.-110001, Receipt Number:-54382	SAD
9	Satya Electoral Trust	G-15, Hasan Bhawan, 1, Bahadurshah Zafar Marg New Delhi-110002(Compliance Certificate Attached)	Yes	2,00,00,000	Ch. No.-000191, Dt-31-01-2017, HDFC Bank, G-3,4 Suryakiran Building, 19, Kasturba Gandhi Marg, New Delhi.- 110001, Receipt Number:-54461	SAD
10	Ashok Commercial Enterprises		Yes	1,70,00,000	Cheque/DD No.763766, Drawn on SBI, Fort, Dt.22.12.2016	SHS
11	Roma Builders Pvt Ltd	514, Dalamal Towers 211 FPJ Marg Nariman Point Mumbai-400021	Yes	1,00,00,000	Cheque/DD No.052987, Drawn on Oriental Bank of Commerce Hiranandani Gardans Powau , Dt.08.02.2017	SHS
12	Roma Builders Pvt Ltd	514, Dalamal Towers 211 FPJ Marg Nariman Point Mumbai-400021	Yes	1,00,00,000	Cheque/DD No.052991, Drawn on Oriental Bank of Commerce, Hiranandani Gardens Powau, Dt.08.02.2017	SHS
13	Roma Builders Pvt Ltd	514, Dalamal Towers 211 FPJ Marg Nariman Point Mumbai-400021	Yes	1,00,00,000	Cheque/DD No.052988, Drawn on Oriental Bank of Commerce Hiranandani Gardens Powau, Dt.10.02.2017	SHS
14	Roma Builders Pvt Ltd	514, Dalamal Towers 211 FPJ Marg Nariman Point Mumbai-400021	Yes	1,00,00,000	Cheque/DD No.052989, Drawn on Oriental Bank of Commerce Hiranandani Gardens Powau, Dt.11.02.2017	SHS
15	Roma Builders Pvt Ltd	514, Dalamal Towers 211 FPJ Marg Nariman Point Mumbai-400021	Yes	1,00,00,000	Cheque/DD No.052990, Drawn on Oriental Bank of Commerce Powai, Dt.15.02.2017	SHS

S.No.	Name	Complete Address of the Contributing Person/Company	PAN (Yes/No)	Amount of Contribution (Rs.)	Mode of Contribution *(Cheque/Demand Draft /cash)	Party
16	A N Enterprises Infrastructure Services P Ltd	C-2113, Wind 2nd Floor, Oberoi Garden, Estate, Sakinaka, Andheri-400072	Yes	1,00,00,000	Cheque/DD No.124714, Drawn on DNS Bank, Vishnunagar, Dt.01.03.2017	SHS
17	Onway industries Ltd	5th, Floor Bhupati Chambers, 13, Mathew Road Mumbai-400004	Yes	1,00,00,000	Cheque/DD No.000297, Drawn on HDFC Bank Ltd Chowpaty Branch, Dt.06.03.2017	SHS
18	New Democratic Electoral Trust	3rd Floor Cecil Court Plot 24/26 Mahakavi Bhushan Road Regal Cinema Colaba Mumbai-400001	Yes	1,00,00,000	Cheque/DD No.000107, Drawn on HDFC Bank Ltd, Lower Parel, Dt.13.02.2017	SHS
19	Jupiter Capital Pvt Ltd	No.54, Richmond Road, Bengaluru-560001	Yes	1,00,00,000	531389, Dt.04.01.2017, Corpotaion Bank, MG Road Branch, Bangaluru	JDS
20	Jupiter Capital Pvt Ltd	No.54, Richmond Road, Bengaluru-560001	Yes	1,00,00,000	531390, Dt.24.01.2016, COB, MG Road, Branch, Bangalure	JDS
21	Satya Electoral Trust	G-15 Hans Bhawana, 1 Bahadurshah Zafar Marg New Delhi-110002	Yes	1,00,00,000	Cheque/DD, HDFC Bank, 209-214 Kailash Building 26kg Marg New Delhi-110001	AAP
22	Satya Electoral Trust	G-15,Hansh Bhawan 1, Bhahadur Shah Jafar Marg, New Delhi	Yes	1,00,00,000	Cheque No.000215, Dt.08.03.2017, HDFC Bank, Surya Kiran Building, K G Marg, New Delhi	SP

Contacts

Media and Journalist Helpline +91 80103 94248 Email: adr@adrindia.org	Maj Gen Anil Verma (Retd.) Head, NEW & ADR +91 8826479910 anilverma@adrindia.org	Prof Jagdeep Chhokar IIM Ahmedabad (Retd) Founder, NEW & ADR +919999620944 jchhokar@gmail.com	Prof Trilochan Sastry IIM Bangalore Founder, NEW & ADR +919448353285, trilochans@iimb.ernet.in
---	---	---	--

Disclaimer

The data analyzed in this report is based on the Contribution Reports submitted by the parties to the Election Commission of India (ECI) for the FY 2016-17. The same can be accessed from

http://eci.nic.in/eci_main1/PolPar/political_parties_Contribution_report_2016.aspx

For complete list of donor details of all the Regional Parties, kindly visit <http://myneta.info/party>.

For other research reports on political party funding, kindly visit <http://adrindia.org/research-and-report/political-party-watch>

Annexure-1

Donations to Regional Parties in cash, FY 2016-17

States	AINRC	AGP	NPF	AAP	BPF	DMK	RLD	MGP	PMK	SHS	ZNP	JDS	Total
Assam	0	0.407	0	0	0.32	0	0	0	0	0	0	0	Rs 0.727 cr
Puducherry	0.653	0	0	0	0	0	0	0	0	0	0	0	Rs 0.653 cr
Punjab	0	0	0	0.26	0	0	0	0	0	0	0	0	Rs 0.26 cr
Tamil Nadu	0	0	0	0.0003	0	0.178	0	0	0.047	0	0	0	Rs 0.225 cr
Uttar Pradesh	0	0	0	0.008	0	0	0.16	0	0	0	0	0	Rs 0.168 cr
Maharashtra	0	0	0	0.0008	0	0	0	0	0	0.03	0	0	Rs 0.03 cr
Odisha	0	0	0	0.032	0	0	0	0	0	0	0	0	Rs 0.03 cr
Delhi	0	0	0	0.032	0	0	0	0	0	0	0	0	Rs 0.03 cr
Goa	0	0	0	0.019	0	0	0	0	0	0	0	0	Rs 0.019 cr
Mizoram	0	0	0	0	0	0	0	0	0	0	0.019	0	Rs 0.019 cr
Kerala	0	0	0	0.016	0	0	0	0	0	0	0	0	Rs 0.016 cr
Jharkhand	0	0	0	0.0116	0	0	0	0	0	0	0	0	Rs 0.0116 cr
Karnataka	0	0	0	0.00005	0	0	0	0	0	0	0	0.01	Rs 0.01 cr
Haryana	0	0	0	0.005	0	0	0	0	0	0	0	0	Rs 0.005 cr
Gujarat	0	0	0	0.0035	0	0	0	0	0	0	0	0	Rs 0.0035 cr
Madhya Pradesh	0	0	0	0.0033	0	0	0	0	0	0	0	0	Rs 0.003 cr
Chhattisgarh	0	0	0	0.0021	0	0	0	0	0	0	0	0	Rs 0.002 cr
Chandigarh	0	0	0	0.0001	0	0	0	0	0	0	0	0	Rs 0.0001 cr
Uttarakhand	0	0	0	0.00001	0	0	0	0	0	0	0	0	Rs 0.00001 cr
West Bengal	0	0	0	0.00001	0	0	0	0	0	0	0	0	Rs 0.00001 cr
UAE	0	0	0	0.0000001	0	0	0	0	0	0	0	0	Rs 0.0000001 cr
Undeclared address	0	0.0052	0.41	0	0.01	0.069	0	0.1	0	0.0085	0	0	Rs 0.60 cr
Grand Total	Rs 0.65 cr	Rs 0.412 cr	Rs 0.41 cr	Rs 0.396 cr	Rs 0.33 cr	Rs 0.247 cr	Rs 0.16 cr	Rs 0.10 cr	Rs 0.047 cr	Rs 0.04 cr	Rs 0.019 cr	Rs 0.01 cr	Rs 2.82 cr

Annexure – 2

Top 50 Donations from Abroad to AAP, FY 2016-17

S.No.	Name	Complete Address of the Contributing Person/Company	PAN (Yes/No)	Amount of Contribution (Rs.)	Mode of Contribution *(Cheque/Demand Draft /cash)
1	Nagamani Veedhi	302, Al Nahda Tower, Dubai, UAE	No	1,000,000	Online
2	Amit Agarwal	Flat 1B, Floor 20, Tower 1, Clovelly Court, 12 May Road	No	997,548	Online
3	Amit Agarwal	Floor 20, Flat 1B, Tower 1, Clovelly Court, 12 May Road, Mid Levels , Hong Kong	No	987,472	Online
4	Clyde Arun Monteiro	Al Adil Building 3rd Floor Bur Dubai	No	800,000	Online
5	Gurmeet Singh	302 Al Nahda Tower Dubai UAE	Yes	800,000	Online
6	John Manual Pereira	Al Wasel BLD 341 APT 105 Al Karama Dubai UAE	No	800,000	Online
7	Divinder S Mann	51 sikutuna st. Catmon Malolos Bulacan, Philippines	No	600,000	Online
8	Manjo Karichery	Al Mina Tower Flat 1410 SHJ,UAE	No	500,000	Online
9	Manzoor Aawas Saudi Arabia	Bank Al Zaira, Post Box:20438, Riyadh-11455	No	500,000	Online
10	Rangasayi Chandragiri Raghuvuee	Flat 205 Obaidullah Building Al Qusais 1 Dubai UAE	No	500,000	Online
11	Saleel Thoppil Kunjippa	Gahatera Plaza Flat 505 Near Ceramic Building Ajman UAE	No	500,000	Online
12	Gaurav Sharma	3907 88th AVE SE USA	No	417,380	Online
13	Khushkaran Singh	2510 Avocado St. United Hills Village, Paranaque City, Mm, Philippines	No	400,000	Online
14	Raj Bring	2388 Amatista st. San Andres, Bukid, Manila, Philippines	No	400,000	Online
15	Ramandeep Kaur Grewal	Tuterudbakken 15 2007 Kjeller Norway	No	400,000	Online
16	Sukhjinder Kaur	648 Shasta Ave Ripon, CA-95366, USA	No	340,000	Online
17	Nivedita Saha	Mansion 18, Jumeirah Islands, Opposite Side of Cluster 32, Dubai, UAE	No	302,000	Online
18	Amkar Singh Sandhu	26A Circon st. Green Heights Paranaque City Manila Philippines	No	300,000	Online
19	Harkesh Singh Sohi	831-Wildwood Crescent, Edmonton, Alberta, Canadam t6t0m4, Canada	No	300,000	Online
20	Jaspal Sing	31 Phoenix Ave Kellyville Australia	No	300,000	Online
21	Khushkaran Singh	2510 Avocado St. United Hills Village, Paranaque City, Mm, Philippines	No	300,000	Online
22	Khushkaran Singh	2510 Avocado St. United Hills Village, Paranaque City, Mm, Philippines	No	300,000	Online
23	Rajvir Kaur Johal	8271 119A Street, Delta, BC V4C 6M2, Canada	No	300,000	Online
24	Rangasayi Chandragiri Raghuvuee	Flat 205 Obaidullah Building Al Qusais 1 Dubai UAE	No	300,000	Online
25	Amandeep Kaur	9324 Cedardale dr plano tx 75025, USA	No	271,960	Online

S.No.	Name	Complete Address of the Contributing Person/Company	PAN (Yes/No)	Amount of Contribution (Rs.)	Mode of Contribution *(Cheque/Demand Draft /cash)
26	Palwinder Singh Bhatti	Sindlingerbahn Strasse 24 65931 Frankfurt Germany	No	260,117	Online
27	Ranbir Singh	31 Woodhall Road, Thornbury, Bradford BD3 7BT United Kingdom	No	260,117	Online
28	Subrato Saha	PO Box 211586, JLT, Cluster O, Reef Tower, 302, UAE	No	260,117	Online
29	Sukhwinder Singh Gill	Cingles De Ferran 3 2 1, Olot, Girona, Spain	No	260,000	Online
30	Bhupinder Singh	535 East 54th ave Vancouver, B.C. V5X1L5 CANADA	No	250,000	Online
31	Gurmeet Singh	PO Box 85843, Dubai, UAE	Yes	250,000	Online
32	Gurpreet Singh	7486-149 Street, Surrey, BC V3S0T9, Canada	No	250,000	Online
33	Khushwant Kaur	PO Box 85843, Dubai	No	250,000	Online
34	Kiran Prajapati	40, Nobility Street, Craigieburn, Victoria-3604, AUS	No	250,000	Online
35	Malkit Kaur Sekhon	68 Donna Drive Brampton Ontario l6z 3v1,Canada	No	250,000	Online
36	Manpreet Singh	21030 42 Ave Langley BC, Canada	No	250,000	Online
37	Navjoy Kaur	3447 Ponderosa st, Abbotsford BC, Canada	No	250,000	Online
38	Prabhjeet Kaur Virk	122-15299 68th Avenue Surrey, bc , Canada	No	250,000	Online
39	Prabhjeet Kaur Virk	6918-150b Street Surrey bc Canada	No	250,000	Online
40	Sandeep Singh Bagri	2796 Cambi St Abbotsord BC Canada	No	250,000	Online
41	Sukhminder Singh	535 East 54th Ave. Vancouver, b.c. Canada	No	250,000	Online
42	Surinder Kaur Sidhu	13352-84a Ave Surrey Bc, Canada	No	250,000	Online
43	Wayne Dsouza	Al Maha Tower Room Number 1801 Sharjah UAE	No	250,000	Online
44	Janak Raj	904 Cloverdale Avenue, Victoria BC, Canada	No	245,000	Online
45	Nitin Bharara	Suite 4B 3 Dennis Rd Springwood QLD 4127, AUS	No	238,000	Online
46	Gursewak Singh Dhillon	4011 28 a st nw Edmonton t6t 1l8, Canada	No	225,000	Online
47	Dr.Kamal Das Garg	12502 57a ave surrey Canada	No	217,000	Online
48	Nachhattar Singh	7419 46th Ave W Mukilteo, WA 98275, USA	No	202,500	Online
49	Ajeet Singh	22600 Reserve Cir Plainfield IL, USA	No	200,000	Online
50	Amandeep Singh	4837 15A avenue edmonton, Alberta, Canada	No	200,000	Online

Annexure – 3

Mode of payments declared by Regional Parties, FY 2016-17

Regional Party	Cheque/DD		Bank Transfer		Incomplete & Undeclared		Cash		Total No. of donations	Total Donations
	No. of donations	Contribution	No. of donations	Contribution	No. of donations	Contribution	No. of donations	Contribution		
SHS	269	25.16	12	0.41	4	0.04	12	0.04	297	Rs 25.65 cr
AAP	8	0.03	2850	11.491	762	12.813	245	0.396	3865	Rs 24.73 cr
SAD	47	14.14	18	1.049	50	0.26	0	0	115	Rs 15.45 cr
SP	26	6.91	0	0	0	0	0	0	26	Rs 6.91 cr
JDS	24	3.505	21	0.694	0	0	1	0.01	46	Rs 4.209 cr
MGP	3	0.015	5	1.22	44	2.305	385	0.1	437	Rs 3.64 cr
TDP	59	1.89	0	0	0	0	0	0	59	Rs 1.89 cr
MNS	4	0.067	10	1.165	7	0.195	0	0	21	Rs 1.427 cr
JDU	28	0.39	7	1.01	0	0	0	0	35	Rs 1.40 cr
RLD	18	1.097	0	0	0	0	3	0.16	21	Rs 1.257 cr
DMK	11	0.324	5	0.186	0	0	6	0.247	22	Rs 0.757 cr
AINRC	3	0.03	0	0	0	0	434	0.65	437	Rs 0.68 cr
SDF	46	0.48	0	0	0	0	0	0	46	Rs 0.48 cr
AGP	1	0.025	0	0	0	0	536	0.412	537	Rs 0.437 cr
LIP	17	0.26	3	0.065	7	0.105	0	0	27	Rs 0.43 cr
YSR-C	0	0	3	0.42	0	0	0	0	3	Rs 0.42 cr
NPF	0	0	0	0	0	0	243	0.41	243	Rs 0.41 cr
TRS	0	0	2	0.015	24	0.325	0	0	26	Rs 0.34 cr
BPF	0	0	0	0	0	0	27	0.33	27	Rs 0.33 cr
AIUDF	4	0.195	0	0	0	0	0	0	4	Rs 0.195 cr
KC-M	0	0	0	0	6	0.187	0	0	6	Rs 0.187 cr
RJD	0	0	6	0.051	2	0.019	0	0	8	Rs 0.07 cr
PMK	0	0	0	0	0	0	22	0.047	22	Rs 0.047 cr
ZNP	0	0	0	0	0	0	5	0.019	5	Rs 0.019 cr
DMDK	2	0.0006	0	0	0	0	0	0	2	Rs 0.0006 cr
Total	570 donations	Rs 54.52 cr	2942 donations	Rs 17.78 cr	906 donations	Rs 16.25 cr	1919 donations	Rs 2.82 cr	6337 donations	Rs 91.37 cr

