

Date: 30-05-2018

ANALYSIS OF DONATIONS RECEIVED BY NATIONAL POLITICAL PARTIES – FY 2016-17

A Report by
National Election Watch
&
Association for Democratic Reforms

Association for Democratic Reforms
T-95, II floor, C.L. House, Gautam Nagar
New Delhi – 110 049
Email: adr@adrindia.org; Phone: 011-4165 4200

Table of Contents

Executive Summary	3
Observations and Recommendations of ADR.....	7
Observations	7
Recommendations.....	7
Detailed Report	8
I. Donations above Rs 20,000 to National Parties from all over India (FY 2016-17)	8
II. Comparison of donations received by National Parties between FY 2015-16 and FY 2016-17	9
III. Unknown sources of income of National parties for FY- 2016-2017	10
IV. Details of unknown sources of income as declared by the parties in their IT Returns.....	11
V. Cash donations declared by National Parties – FY 2016-17.....	12
VI. Mode of contribution to National Parties	13
VII. Donors from Corporates/ business sectors Vs. Individual donors	14
VIII. State-wise donations to National Parties.....	15
IX. Incomplete disclosure of information in the donations report	16
X. Top donors to National Parties	17
Contacts.....	18
Disclaimer	18
Annexure-1: Details of Top 10 donations above Rs 20,000 to the National Parties.....	19
Bharatiya Janata Party (BJP)	19
Indian National Congress (INC).....	21
Nationalist Congress Party (NCP)	22
Communist Party of India (CPI).....	23
Communist Party of India - Marxist (CPM)	24
All India Trinamool Congress (AITC)	25
Annexure – 2	26
State-wise contributions made in cash by donors to National Parties – FY 2016-17	26
Annexure – 3	26
Sector-wise contributions made from various states to National Parties – FY 2016-17	26

Analysis of Donations Received above Rs 20,000 by National Political Parties – FY 2016-17

This report, prepared by **Association for Democratic Reforms (ADR)** and **National Election Watch (NEW)**, focuses on donations received by the National Political Parties, above Rs 20,000, during the Financial Year 2016-17, as submitted by the parties to the Election Commission of India (ECI). The National Parties include Bharatiya Janata Party (**BJP**), Indian National Congress (**INC**), Bahujan Samaj Party (**BSP**), Nationalist Congress Party (**NCP**), Communist Party of India (**CPI**), Communist Party of India (Marxist) (**CPM**) and All India Trinamool Congress (**AITC**).

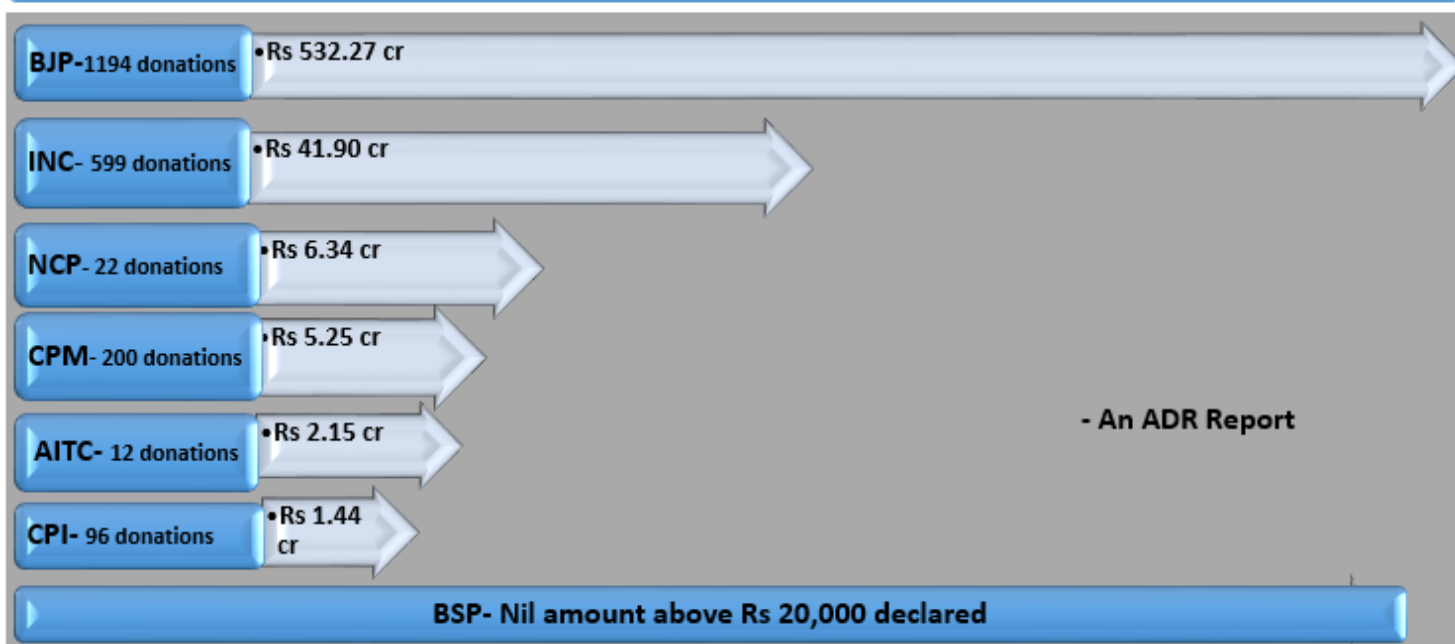
Executive Summary

The **executive summary** below lists the key observations drawn from the report:

1. Donations above Rs 20,000 to National Parties from all over India (FY 2016-17)

- The total donations (above Rs 20,000) declared by the National Parties was **Rs. 589.38 cr**, from **2123 donations**.
- A total of **Rs 532.27 cr** was declared by **BJP from 1194 donations** while **INC** declared receiving **Rs 41.90 cr** from 599 donations. The donations declared by BJP is **more than nine times the aggregate declared by INC, NCP, CPI, CPM and AITC** for the same period.
- BSP** declared that the party **did not receive any donations** above Rs 20,000 during FY 2016-17, as it has been declaring for the past 11 years.

Number and amount of donations (Above Rs 20,000) declared by National Parties for Financial Year- 2016-17

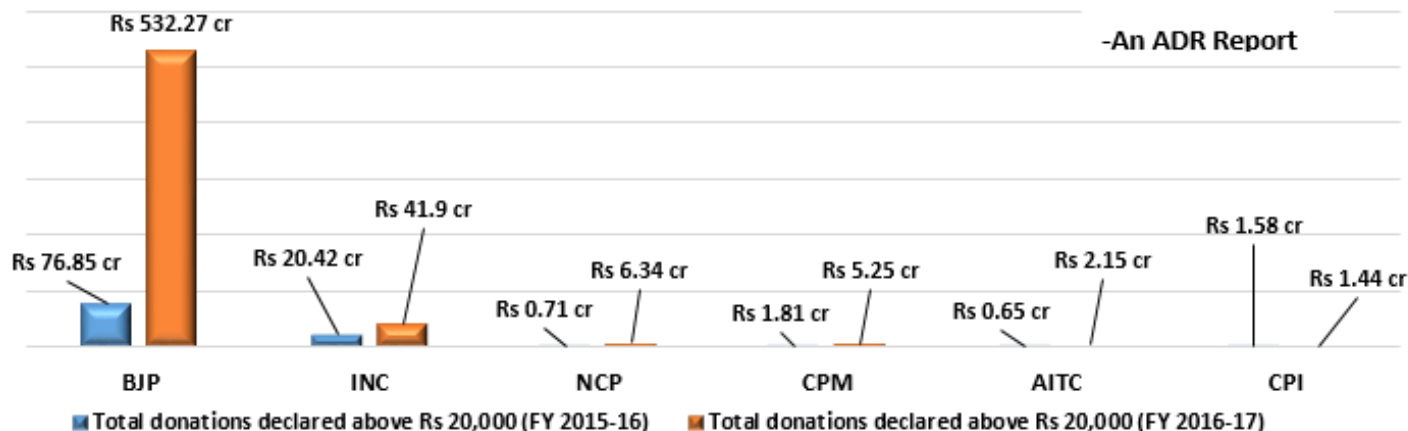


2. Comparison of donations received by National Parties during FY 2015-16 and FY 2016-17

- The total donations of the **National Parties** during FY 2016-17 **increased by Rs 487.36 cr**, an increase of **478%**, from **Rs 102.02 cr** declared during the previous financial year, 2015-16.
- Donations to **BJP** increased from **Rs 76.85 cr** during **FY 2015-16** to **Rs 532.27 cr** during **FY 2016-17 (593% increase)** while **NCP** has declared an **increase of 793%**, from **Rs 71 lakhs** in FY 2015-16 to **Rs 6.34 cr** in FY 2016-17.
- Donations to **AITC** increased by **231%**, **CPM** and **INC** have declared increase of **190%** and **105%** respectively as per their donation reports for FY- 2015-16 and 2016-17, while that of **CPI decreased by 9%**.

Comparison of donations declared by National Parties : FY- 2015-16 and 2016-17

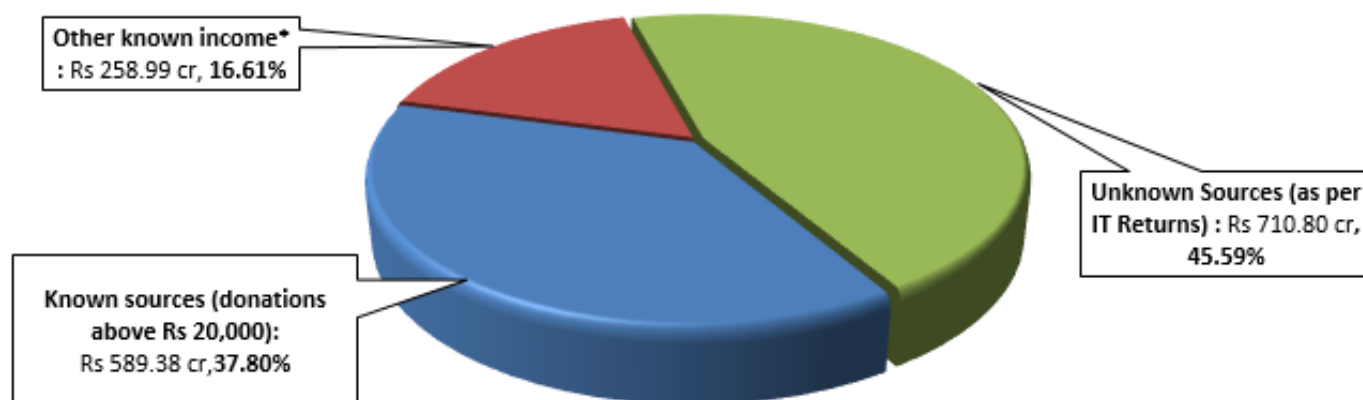
-An ADR Report



3. Sources of income of National Parties – FY 2016-17

- Total income of National Parties (as per their audit reports) for FY 2016-17 – **Rs 1559.17 cr.**
- Total income of the National Parties from **known donors** (details of donors as available from contribution report submitted by parties to Election Commission): **Rs 589.38 cr**, which is **37.8%** of the total income of the 7 National parties during FY 2016-17.
- Total income of the parties from **other known sources** (e.g., sale of assets, membership fees, bank interest, sale of publications, party levy etc.): **Rs 258.99 cr**, or **16.61%** of total income.
- Total income of the seven National Parties from **unknown sources** (income specified in the IT Returns whose sources are unknown), for the FY 2016-17 is **Rs 710.80 cr**, which is **45.59%** of the total income of the parties from all over India.

Income of National Parties from various sources, FY 2016-17

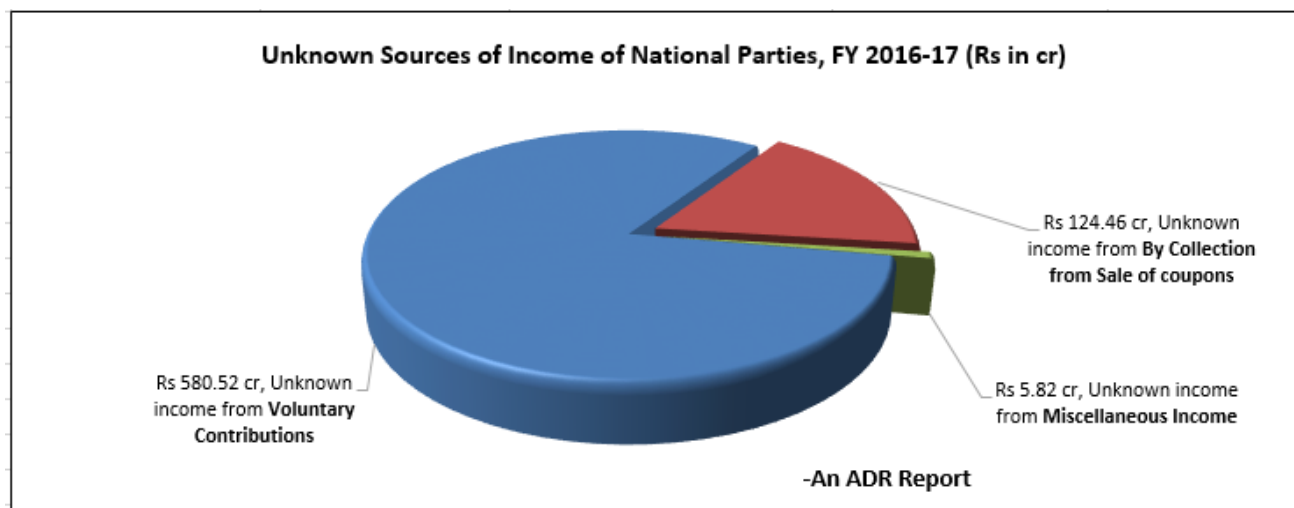


-An ADR Report

* Other known income include: sale of moveable & immovable assets, old newspapers, membership fees, delegate fee, bank interest, sale of publications and levy

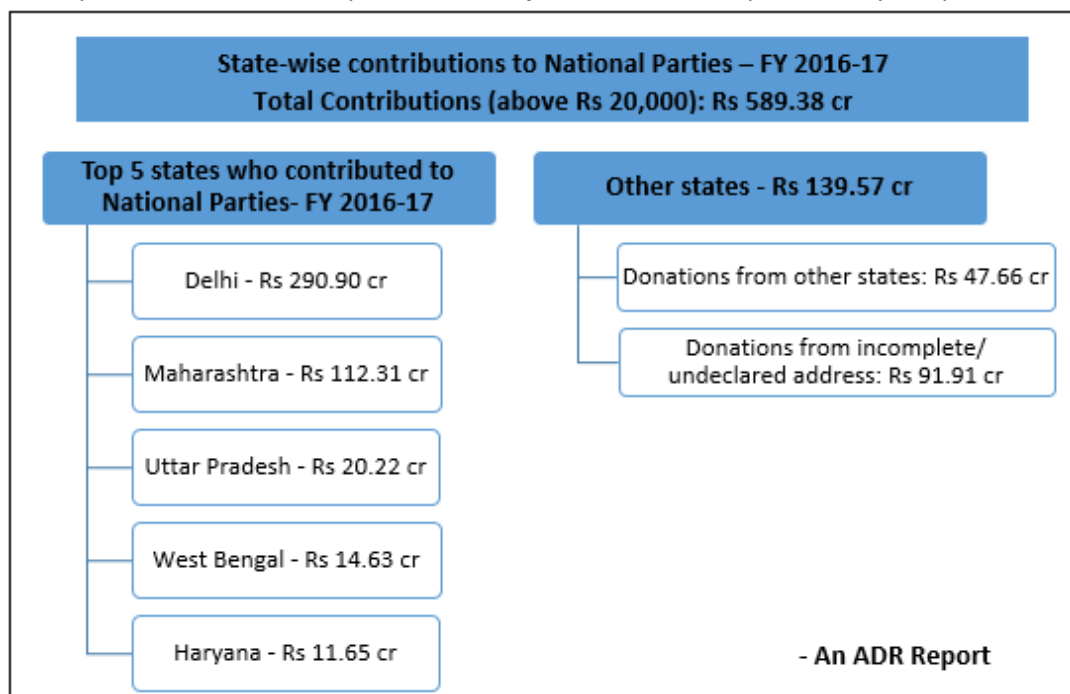
4. Details of unknown sources of income as declared by the parties in their IT Returns

- Among the unknown sources of funding, **maximum funds** were collected under “**Voluntary Contributions**” by BJP during FY 2016-17. A total of **Rs 464.84 cr** was collected under this head which formed **99.98%** of the total income from unknown sources of BJP.
- The most preferred unknown source of funding for INC was “**Sale of coupons**” under the party collected a total of **Rs 115.64 cr** which formed **91.69%** of the party’s total income from unknown sources during FY 2016-17.



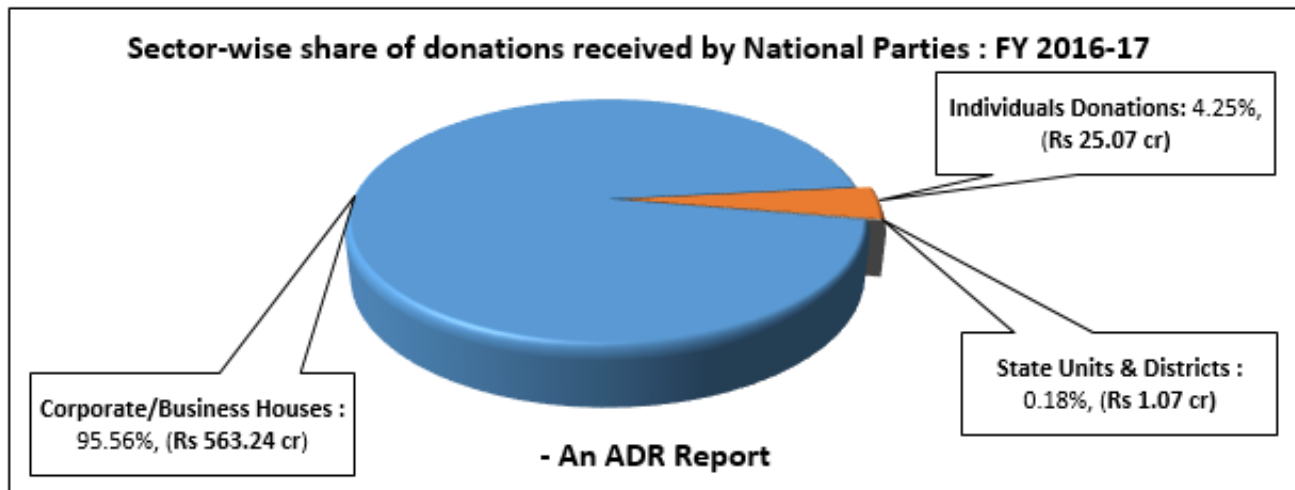
5. State-wise donations to National Parties – by Cash, cheque/ DD, bank transfers

- Segregation of donations according to State** was made by ADR/NEW based on the **address** provided by the parties in their donations report to the ECI.
- A total of **Rs 290.90 cr** was donated to the National Parties from **Delhi**, followed by **Rs 112.31 cr** from **Maharashtra** and **Rs 20.22 cr** from **Uttar Pradesh**.
- A total of **Rs 91.91 cr**, (15.59% of total donations received by the National parties, FY 2016-17), could not be attributed to any State/ Union Territory due to **incomplete information** provided by the parties.



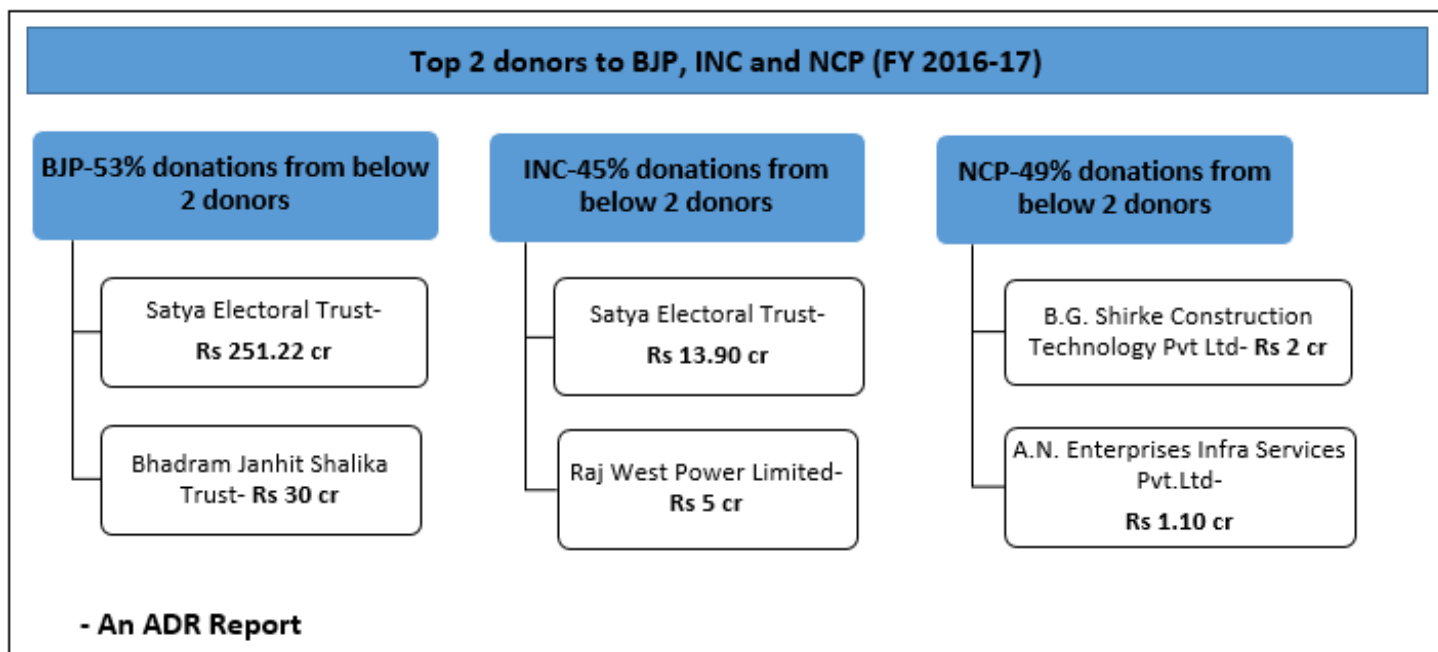
6. **Donors from Corporates/ business sectors Vs. Individual donors**

- 708 donations** to the National Parties were made by **corporate/business sectors** amounting to **Rs 563.24 cr** (95.56% of total donations) while **1354 individual** donors donated **Rs 25.07 cr** (4.25% of total donations) to the parties during FY 2016-17.
- 531 donations from corporate/business sectors** were made to BJP (Rs 515.43 cr) while **663 individual** donors donated **Rs 16.82 cr** to the party during FY 2016-17.
- INC** received a total of **Rs 36.06 cr** via **98 donations from corporate/business sectors** and **Rs 5.84 cr** via **501 individual** donors during FY 2016-17.



7. **Top donors to National Parties, FY 2016-17**

- Satya Electoral Trust** donated a total of **Rs 265.12 cr** to BJP and INC and is one of the top 2 donors to the two parties. The Trust donated **Rs 251.22 cr** to **BJP** (47.19% of total funds received by the party) and **Rs 13.90 cr** to **INC** (33.17% of total funds received by the party).
- NCP** received **Rs 2 cr** donations from **B.G. Shirke Construction Technology Pvt. Ltd.** and **Rs 1.10 cr** from **A.N. Enterprises Infra Services Pvt. Ltd.**



Observations and Recommendations of ADR

Observations

1. **Incomplete disclosure of information in the donations report:** There is still ambiguity in details of donations declared by the National Parties for **FY 2016-17**.
 - a) Of the 7 National Parties, 4 parties, BJP, INC, CPI and CPM had **not declared PAN details of 166 donations** through which the parties collected a total of **Rs 2.86 cr**. **INC** collected **Rs 1.69 cr** from **88 donations** but failed to provide PAN details of donors. One donation to BJP (Rs 1 lakh) and two donations to CPM (Rs 2.25 lakhs) did not have PAN details in their donations statements for FY 2016-17.
 - b) **AITC** has not provided cheque number, bank on which it was drawn and the date on which the cheque was received/ encashed for any of its 12 donors who contributed a total of **Rs 2.15 cr**. Thus, without the complete cheque/DD details, it would be a time consuming process **to link the donors against their donations and hence trace the money trail**.
 - c) **CPI** has also not declared the details of cheque and DD (cheque number, bank on which it was drawn and the date on) for a total of 33 donations through which the party received **Rs 37.41 lakhs**.
 - d) **CPI** has **not provided the names and PAN number of 56 donations of state secretaries and districts councils** of the party though their contributions amount to **Rs 1.04 cr** while the party collected **Rs 1.13 cr** from **75 donations** without PAN.
 - e) **BJP** has collected **Rs 1.54 cr** from **26 donations** without declaring **Address** and **Mode of payments** in its donations statement for FY- 2016-17.
2. Similar to the delay in submitting their audit reports to the Election Commission of India, the National Parties have failed to submit copies of their donations report before the deadline of 30th Sept, 2017. **BJP** delayed its submission by **87 days** while **AITC** submitted it on 27.10.2017, 26 days after the due date. **CPM** delayed its submission by **55 days** **BSP**, **CPI**, **NCP** and **INC** filed their donations report before the due date.

Recommendations

1. The Supreme Court gave a judgment on September 13, 2013 declaring that no part of a candidate's affidavit should be left blank. Similarly, **no part of the Form 24A submitted by political parties providing details of donations above Rs 20,000 should be blank**.
2. Full details of all **donors should be made available for public scrutiny under the RTI**. Some countries where this is done include Bhutan, Nepal, Germany, France, Italy, Brazil, Bulgaria, the US and Japan. In none of these countries is it possible for nearly 50% of the source of funds to be unknown, but at present it is so in India.
3. The National and Regional Parties should, ideally, lead by example by filing complete and correct statements of donations to the ECI well in time for public scrutiny so as to encourage financial transparency.
4. **The National and regional political parties must provide all information on their finances under the Right to Information Act**. This will go a long way in strengthening political parties, elections and democracy. For more information, please refer to <https://goo.gl/o1qFYT>

Detailed Report

Political parties rely heavily on donations for contesting elections and running their daily affairs. They receive huge sums of money in the form of donations/ contributions from corporates or business houses, trusts and individuals. Section 29C of the Representation of People Act, 1951 mandates that political parties submit their contribution details in excess of Rs 20,000 received from any person or a company to the ECI annually, in order to enjoy 100% tax exemption.

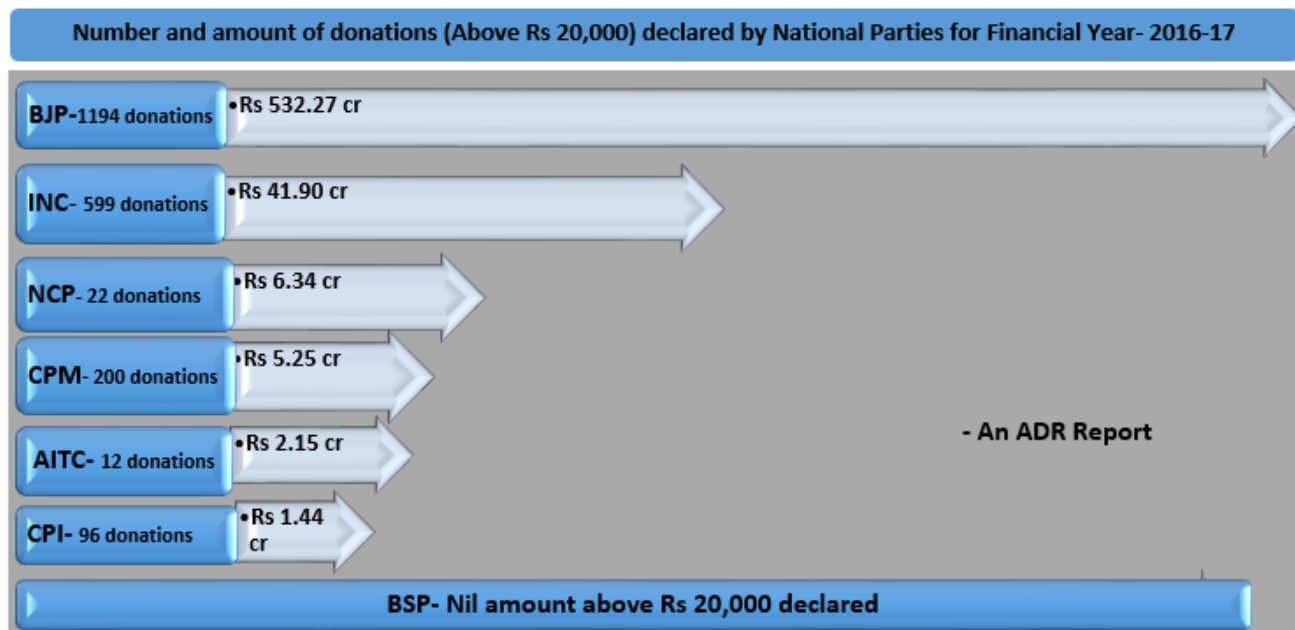
This report, prepared by **Association for Democratic Reforms (ADR)** and **National Election Watch (NEW)**, focuses on donations received by the National Political Parties, above Rs 20,000, during the Financial Year 2016-17, as submitted by the parties to the Election Commission of India (ECI). The National Parties include Bharatiya Janata Party (**BJP**), Indian National Congress (**INC**), Bahujan Samaj Party (**BSP**), Nationalist Congress Party (**NCP**), Communist Party of India (**CPI**), Communist Party of India (Marxist) (**CPM**) and All India Trinamool Congress (**AITC**)

I. Donations above Rs 20,000 to National Parties from all over India (FY 2016-17)

- The total amount of donations received above Rs 20,000 by National Political Parties during FY 2016-17 is calculated from the donations report submitted to the Election Commission annually.
- The total amount of donations above Rs 20,000 declared by the National Parties was **Rs. 589.38 cr**, from **2123 donations** which amounts to an **average of Rs 27.76 lakhs per donor**.
- With regard to the total number of donations, **BJP** leads with **1194 donations** from individuals and corporates while **INC** declared a total **599 donations** followed by **CPM** with **200 donations**, **CPI** with **96 donations** and **NCP** with **22 donations**. The least number of donations was declared by **AITC** (12 donations).
- A total of **Rs 532.27 cr** was declared by **BJP** during FY 2016-17 while **INC** declared receiving **Rs 41.90 cr** during the same period.
- The donations declared by **BJP** is **more than nine times the aggregate declared by the INC, NCP, CPI, CPM and AITC** for the same period (Rs 532.27 cr against Rs 57.106 cr declared by the remaining parties).
- BJP** received an average of **Rs 44.57 lakhs per donor**; **NCP** – **Rs 28.84 lakhs per donor**, **AITC** – **Rs 17.94 lakhs per donor**, **INC** - **Rs 6.99 lakhs per donor** and **CPI** – **Rs 1.50 lakhs per donor**.
- BSP** declared that the party did not receive any donations above Rs 20,000 during FY 2016-17, as it has been declaring for the past 11 years.

Number and amount of donations declared by National Parties for Financial Year- 2016-17			
National Party	No of donations*	Total donations (Rs in crores)	Average of donations
BJP	1194	532.274	Rs 44.57 lakhs
INC	599	41.907	Rs 6.99 lakhs
NCP	22	6.346	Rs 28.84 lakhs
CPM	200	5.257	Rs 2.62 lakhs
AITC	12	2.153	Rs 17.94 lakhs
CPI	96	1.443	Rs 1.50 lakhs
BSP	0	0	Rs 0
Grand total	2,123 Donations	Rs 589.38 crores	Rs 27.76 lakhs

*Note: Figures indicate total number of donations made and include multiple donations made by a single donor



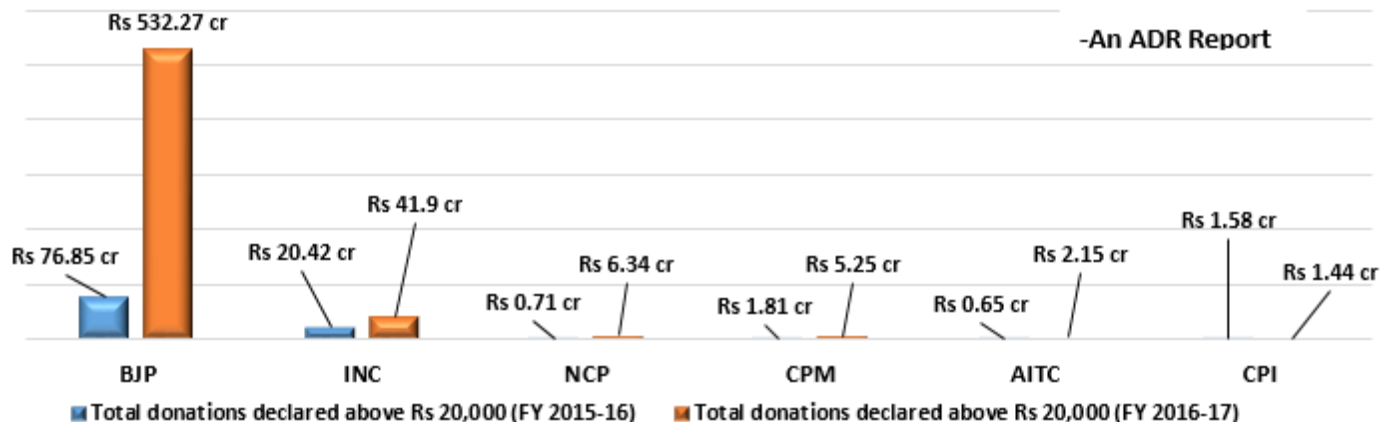
II. Comparison of donations received by National Parties between FY 2015-16 and FY 2016-17

- The total donations **of the National Parties** during FY 2016-17 **increased by Rs 487.36 crores**, an increase of **478%**, from the previous financial year, 2015-16.
- CPI is only party who has** declared a **decrease of 9%**, from **Rs 1.58 cr** in FY 2015-16 to **Rs 1.44 cr** in FY 2016-17.
- Donations **to BJP** increased from **Rs 76.85 cr** during **FY 2015-16** to **Rs 532.27 cr** during **FY 2016-17** (593% increase) while **NCP** has declared an **increase of 794%**, from **Rs 71 lakhs** in FY 2015-16 to **Rs 6.34 cr** in FY 2016-17
- AITC** has declared an **increase of 231%** in its donations above Rs 20,000 while CPM and INC have declared increase of 190% and 105% as per their audit reports for FY- 2015-16 and 2016-17.

National Party	Total donations declared above Rs 20,000 (FY 2015-16)	Total donations declared above Rs 20,000 (FY 2016-17)	% Increase in total donations received
BJP	Rs 76.85 cr	Rs 532.274 cr	593%
INC	Rs 20.42 cr	Rs 41.907 cr	105%
NCP	Rs 0.71 cr	Rs 6.346 cr	794%
CPM	Rs 1.81 cr	Rs 5.257 cr	190%
AITC	Rs 0.65 cr	Rs 2.153 cr	231%
CPI	Rs 1.58 cr	Rs 1.443 cr	-9%
Grand total	Rs 102.02 crores	Rs 589.38 crores	478%

Comparison of donations declared by National Parties : FY- 2015-16 and 2016-17

-An ADR Report



III. Unknown sources of income of National parties for FY- 2016-2017

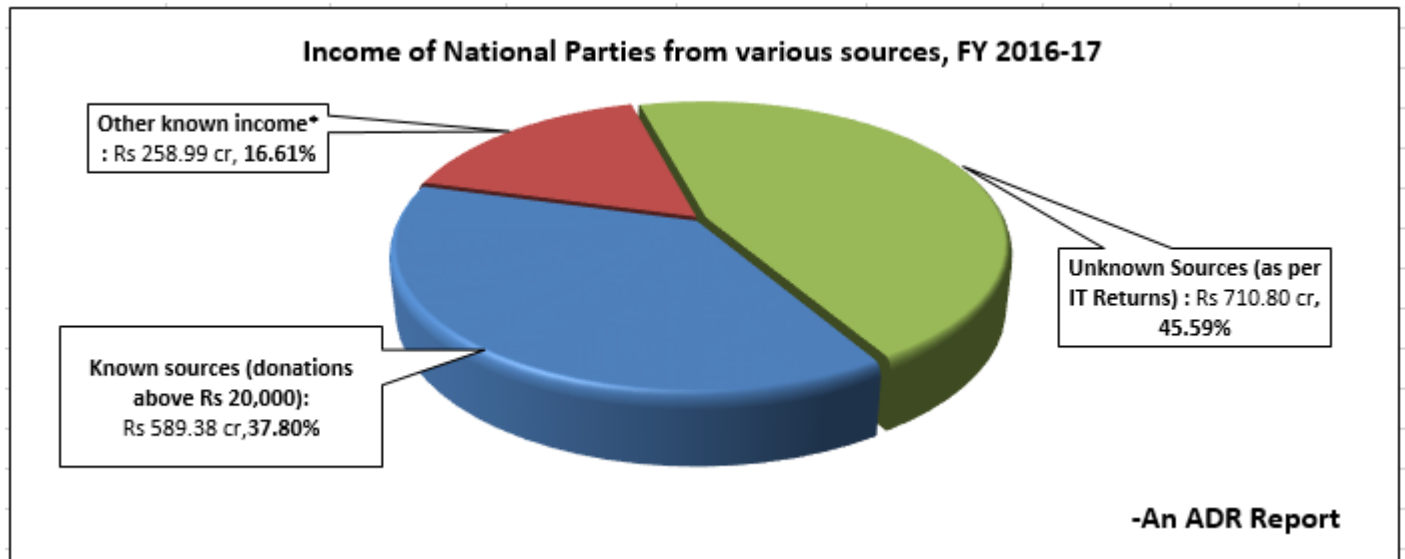
- The contribution statements, submitted by the political parties declaring names and other details of donors who contribute above Rs 20,000, are the only **known sources of income parties**.
- The **unknown sources** are income declared in the IT returns but **without giving source of income from donations below Rs.20,000**. Such unknown sources include 'sale of coupons', 'relief fund', 'miscellaneous income', 'voluntary contributions', 'contribution from meetings/ morchas' etc. The details of donors of such voluntary contributions are not available in the public domain.
- Total income of seven National parties during FY 2016-17: Rs 1559.17 cr.**
- Total income of political parties from known donors** (details of donors as available from contribution report submitted by parties to Election Commission): **Rs 589.38 cr**, which is **37.8%** of the total income of the National parties during FY 2016-17.
- Total income of political parties from other known sources** (e.g., sale of assets, membership fees, bank interest, sale of publications, party levy etc.): **Rs 258.99 cr**, or **16.61%** of total income.
- Total income of political parties from unknown sources** (income specified in the IT Returns whose sources are unknown), for the FY 2016-17 is **Rs 710.8 cr**, which is **45.59%** of the total income of the parties from all over India.

Note: Donations above Rs 20,000 have been deducted from the **total donations/ voluntary contributions** declared by the parties and total income derived by the parties from **unknown sources** is given in the table below.

Donations from various sources to National Parties during FY 2016-17 (Rs in cr)							
Sources of Income	BJP	INC	BSP	CPM	NCP	AITC	CPI
Known sources (donations above Rs 20,000)	532.274	41.907	0	5.257	6.346	2.153	1.443
Other known income*	37.056	57.329	98.32	59.569	1.859	4.22	0.6315
Unknown Sources (as per IT Returns)	464.94	126.124	75.26	35.43	9.03	0.017	0.0045
Total Income	Rs 1,034.27 cr	Rs 225.36 cr	Rs 173.58 cr	Rs 100.256 cr	Rs 17.235 cr	Rs 6.39 cr	Rs 2.079 cr

Table: Amounts received as donations from various sources by National parties during FY 2016-17

* Other known income include: sale of moveable & immovable assets, old newspapers, membership fees, delegate fee, bank interest, sale of publications and levy



* Other known income include: sale of moveable & immoveable assets, old newspapers, membership fees, delegate fee, bank interest, sale of publications and levy

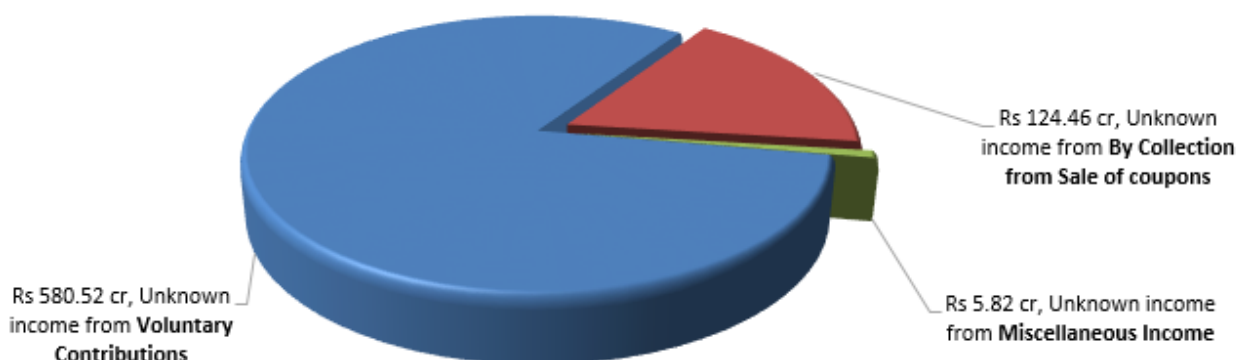
IV. Details of unknown sources of income as declared by the parties in their IT Returns

- Among the unknown sources of funding, **maximum funds** were collected under “**Voluntary Contributions**” by BJP during FY 2016-17. A total of **Rs 464.84 cr** was collected under this head which formed **99.98%** of the total income from unknown sources of BJP.
- The most preferred unknown source of funding for INC was “**Sale of coupons**” under the party collected a total of **Rs 115.64 cr** which formed **91.69%** of the party’s total income from unknown sources during FY 2016-17.

Unknown Sources, as per the income-expenditure statements of National Parties, FY 2016-17 (Rs in cr)					
Political Parties	Voluntary Contributions	Miscellaneous Income	By Collection from Sale of coupons	Total	Percentage of income from unknown sources
BJP	464.846	0.093	0	Rs 464.94 cr	44.95%
INC	8.719	1.761	115.644	Rs 126.124 cr	55.97%
BSP	75.26	0.0013	0	Rs 75.26 cr	43.36%
CPM	31.406	3.96	0.063	Rs 35.43 cr	35.34%
NCP	0.274	0.0007	8.752	Rs 9.03 cr	52.39%
AITC	0.017	0	0	Rs 0.017	0.27%
CPI	-	0.0045	0	Rs 0.0045 cr	0.22%
Total	Rs 580.52 cr	Rs 5.82 cr	Rs 124.46 cr	Rs 710.80 cr	45.59%

Table: Unknown sources of income of National parties for FY- 2016-2017

Unknown Sources of Income of National Parties, FY 2016-17 (Rs in cr)



-An ADR Report

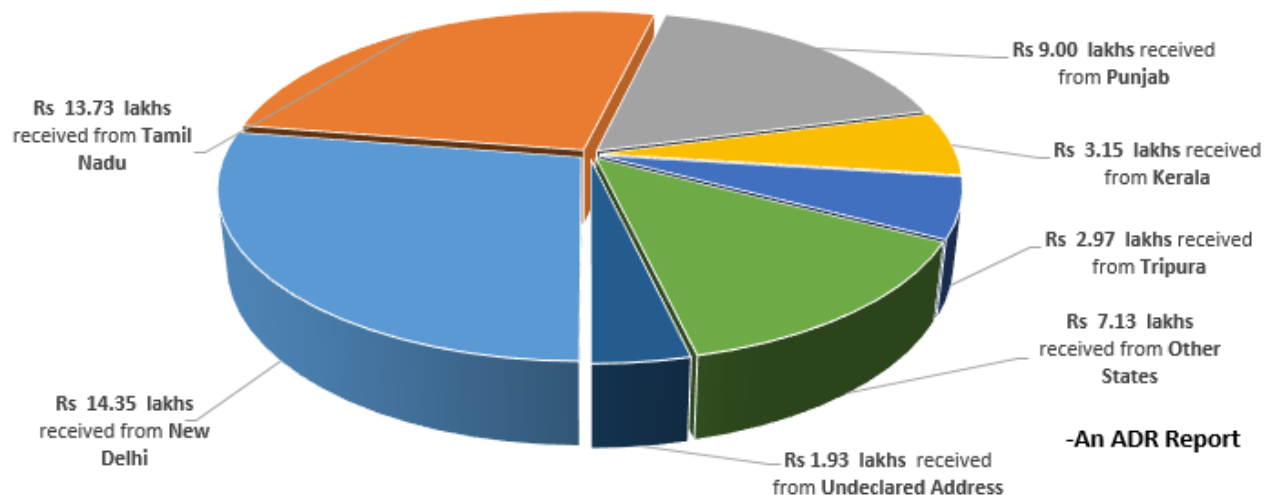
Graph: Unknown sources of income of National parties for FY- 2015-2016

V. Cash donations declared by National Parties – FY 2016-17

- CPI, CPM and INC** were the only National Parties to declare collecting donations in cash. CPI declared collecting cash donations from the 8 Associations/ Unions as well as individual donors while cash donations to CPM and INC were made only by individual donors.
- Cash donations** formed 0.09% of the total contributions declared by the National Parties where 101 donations were made by individual donors donating a total of **Rs 52.27 lakhs** while 8 Associations/ unions donated **Rs 15.27 lakhs**.
- Maximum donations in cash** was declared by **CPI** which collected a total of **Rs 22.61 lakhs** from **10 states/ Union Territories** followed by **CPM** with **Rs 14.84 lakhs** from 4 States/ UTs and **INC** with **Rs 14.82 lakhs** from 5 States/ UTs.
- Among all the states, donors from **Delhi** made the highest donations of **Rs 14.35 lakhs** in cash followed by donors from **Tamil Nadu** who donated a total of **Rs 13.73 lakhs in cash**.
- As the address of donors who donated a total of **Rs 1.93 lakhs in cash** was not declared by the three National Parties, they could not be segregated state-wise.
- For complete list of state-wise donations, please refer to Annexure – 2.

Top 5 states with cash donations as declared by CPI, CPM and INC (in Rs)				
Cash donations from Top 5 States	CPI	CPM	INC	Grand Total
Delhi	460,486	642,773	332,000	1,435,259
Tamil Nadu	1,373,000	0	0	1,373,000
Punjab	0	0	900,000	900,000
Kerala	0	315,000	0	315,000
Tripura	0	297,500	0	297,500
Other states	334,588	129,074	250,000	713,662
Undeclared Address	93,500	100,000	0	193,500
Total cash donations	Rs 22.61 lakhs	Rs 14.84 lakhs	Rs 14.82 lakhs	Rs 52.27 lakhs

State-wise cash donations to National Parties: FY 2016-17



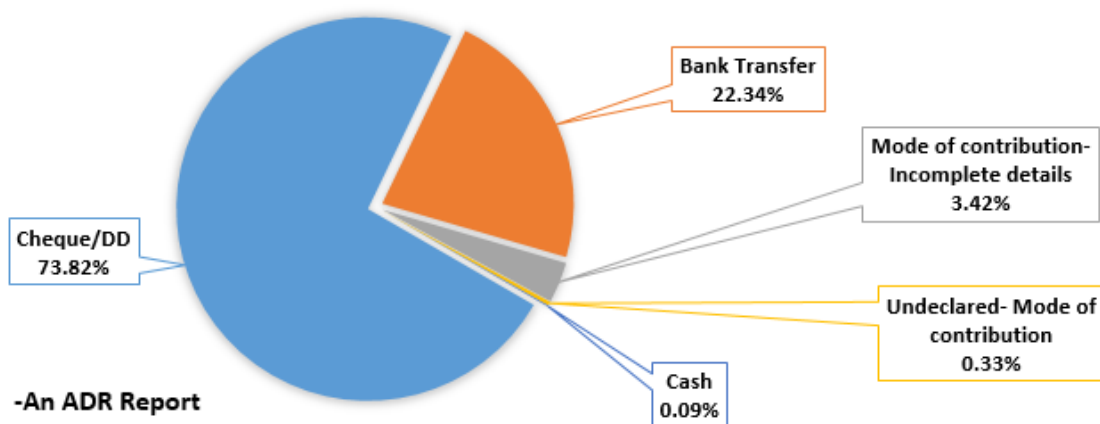
VI. Mode of contribution to National Parties

- National Parties declared receiving a total of **Rs 89.53 cr** by **cheque/DD** from 1233 donations and formed 87.76% of the total donations received.
- It is to be noted that **220 donations**, amounting to **Rs 7.19 cr** contained **incomplete information of the mode of contribution** but formed 7.05% of the total donations declared by the parties.
- Rs 2.04 cr** was declared as received by the National Parties **without declaring what mode the payment was made in**. A total of 75 such donations did not contain details of how the donations were made.
- Only 1.77%** of the total donations received or **Rs 1.81 cr** was made via **bank transfer** through 104 donations.

Mode of contributions declared by National Parties for FY- 2016-17

Donations	Cheque/DD	Bank Transfer	Mode of contribution- Incomplete details	Undeclared- Mode of contribution	Cash	Grand Total
Total number of donations	980	296	717	29	101	2123
Total donations declared (Rs in crores)	435.093	131.687	20.154	1.923	0.522	Rs 592.38 cr
Share of donations	73.82%	22.34%	3.42%	0.33%	0.09%	100%

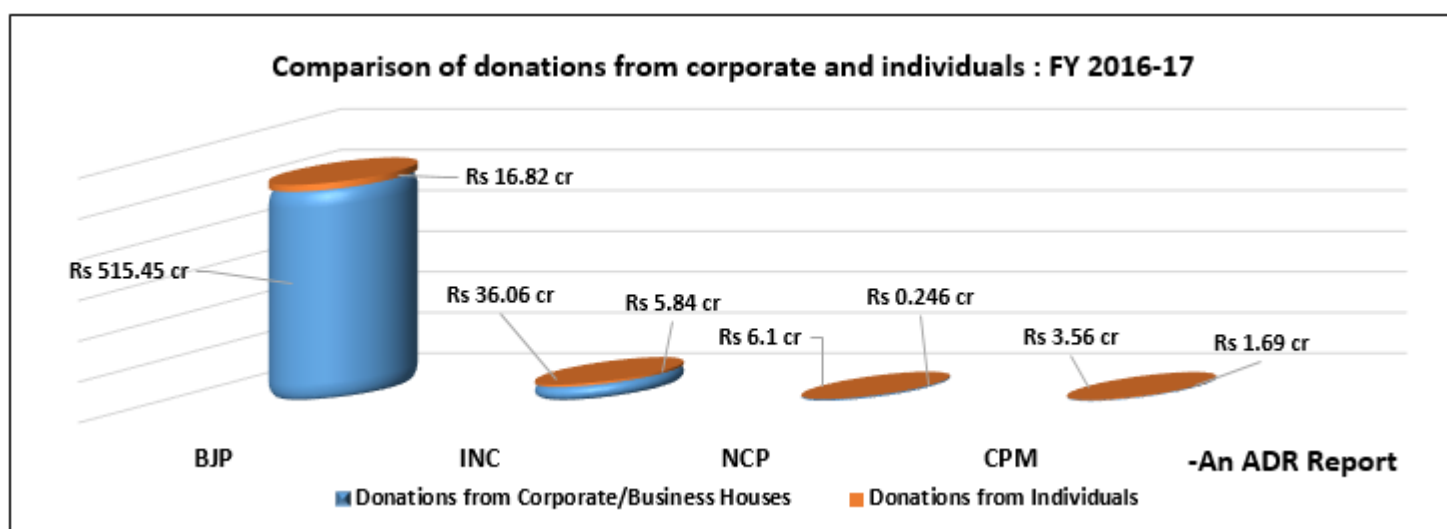
Mode of Contributions declared by National Parties for FY-2016-17



VII. Donors from Corporates/ business sectors Vs. Individual donors

- Corporates/ business sectors have been segregated from individual donations by **ADR/NEW** as this segregation is not a part of the form submitted by the political parties to the ECI.
- 708 donations from corporate/business sectors** amounting to **Rs 563.24 cr** were made to the National Parties while **1354 individual** donors donated **Rs 25.07 cr** to the parties during FY 2016-17.
- With the maximum number of donations during FY 2016-17, **BJP** has declared **531 donations from corporate/business sectors** amounting to **Rs 515.45 cr** while **663 individual** donors donated **Rs 16.82 cr** to the party.
- Donations from corporates** formed **96.84%** of total donations declared by **BJP**.
- 98 donations from corporate/business sectors** amounting to **Rs 36.06 cr** were made to **INC** while **501 individual** donors donated **Rs 5.84 cr** to the party.
- Donations from corporates** formed **86.06%** of total donations declared by **INC**.

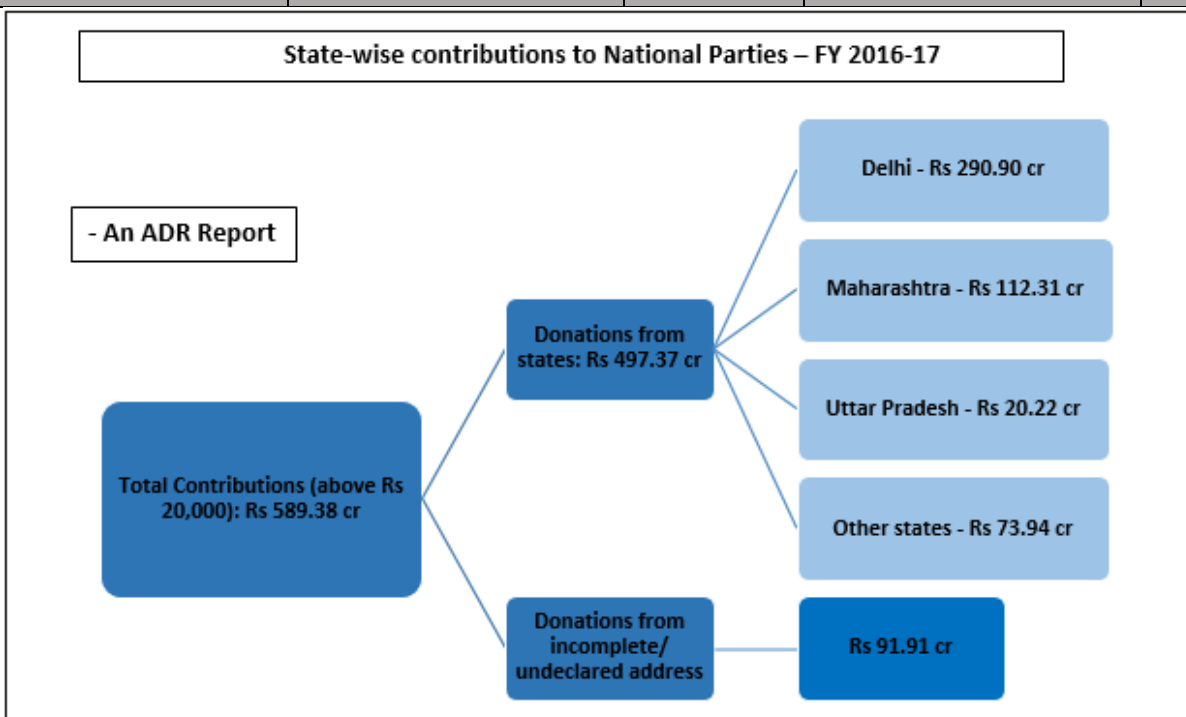
Sector-wise donations declared by National Parties for FY 2016-17						
Party	Corporate/Business Houses		Individual		State/District Units	
	No of Donations	Total Contributions (Rs in cr)	No of Donations	Total Contributions (Rs in cr)	No of Donations	Total Contributions (Rs in cr)
BJP	531	515.453	663	16.821	0	0
INC	98	36.062	501	5.845	0	0
NCP	11	6.10	11	0.246	0	0
CPM	55	3.563	145	1.694	0	0
AITC	7	2.03	5	0.123	0	0
CPI	6	0.0345	29	0.3389	61	1.0699
Grand Total	708 donations	Rs 563.24 cr	1354 donations	Rs 25.07 cr	61 donations	Rs 1.07 cr



VIII. State-wise donations to National Parties

- Segregation of donations according to State** was made by **ADR/NEW** based on the **address** provided by the parties in their donations report to the ECI.
- Donations declared by the National Parties contained details of donations **received from 32 States/Union Territories/ common capitals**.
- A total of **Rs 290.90 cr** was donated to the National Parties from **Delhi**, followed by **Rs 112.31 cr** from **Maharashtra** and **Rs 20.22 cr** from **Uttar Pradesh**.
- A total of **Rs 91.91 cr**, (15.59% of total donations received by the National parties, FY 2016-17), could not be attributed to any State/ Union Territory due to **incomplete information** provided by the parties.
- Of the donations from **corporate** houses, **Rs 86.40 cr** could not be segregated into donations from various states.
- Corporate/ Business houses from Delhi** donated **Rs 284.94 cr** while those from **Maharashtra** gave **Rs 107.21 cr**.
- For complete list of sector-wise donations from various states, please refer to Annexure – 3.

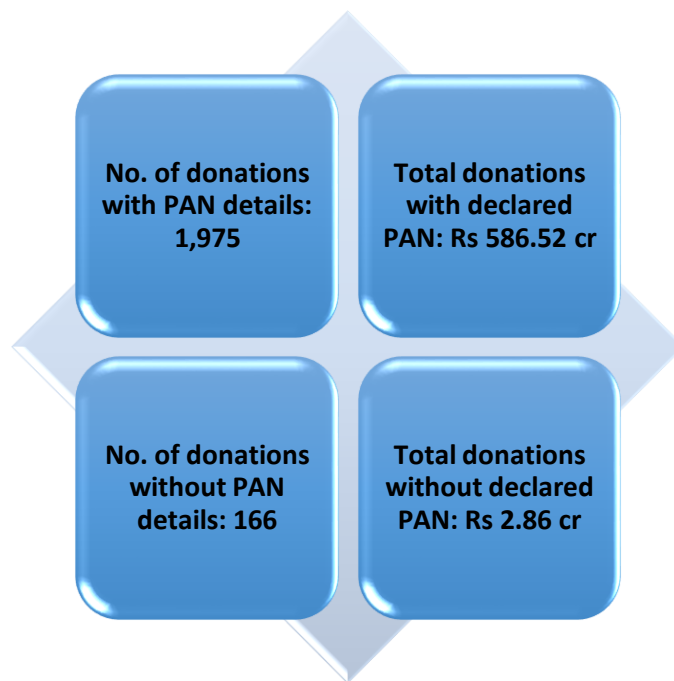
Sector-wise top 5 states who contributed to National Parties, FY 2016-17 (Rs in crores)				
States	Corporate/Business Houses	Individual	Parties State/District Units	Grand Total
Delhi (49.36% of total donations to the Parties)	284.94	5.96	0.0023	Rs 290.90 cr
Maharashtra (19.06% of total donations to the Parties)	107.21	5.07	0.03	Rs 112.31 cr
Uttar Pradesh (3.43% of total donations to the Parties)	19.373	0.825	0.02	Rs 20.22 cr
West Bengal (2.48% of total donations to the Parties)	13.328	1.25	0.054	Rs 14.63 cr
Haryana (1.99% of total donations to the Parties)	11.6	0.143	0.0056	Rs 11.75 cr
Other states (8.09% of total donations to the Parties)	40.39	6.32	0.94	Rs 47.66 cr
Incomplete/Undeclared Address-- (15.59% of total donations to the Parties)	86.4	5.497	0.015	Rs 91.91 cr
Total donations from States	Rs 563.656 cr	Rs 24.624 cr	Rs 1.034 cr	Rs 589.38 cr



IX. Incomplete disclosure of information in the donations report

- Of the 7 National Parties, 4 parties, BJP, INC, CPI and CPM had **not declared PAN details** of **166 donations** through which the parties collected a total of **Rs 2.86 cr**.
- INC** collected **Rs 1.69 cr** from **88 donations** but failed to provide PAN details of donors. **CPI** collected **Rs 1.13 cr** from **75 donations** without PAN. One donation to BJP (Rs 1 lakh) and two donations from CPM (Rs 2.25 lakhs) do not have PAN details.
- CPI** has not provided the names and PAN number of 56 donations of state secretaries and districts councils of the party though their contributions amount to **Rs 1.037 cr**. Overall, the party has **not provided PAN details for 75 donations** received during FY 2016-17 which **aggregate to Rs 1.13 cr**.

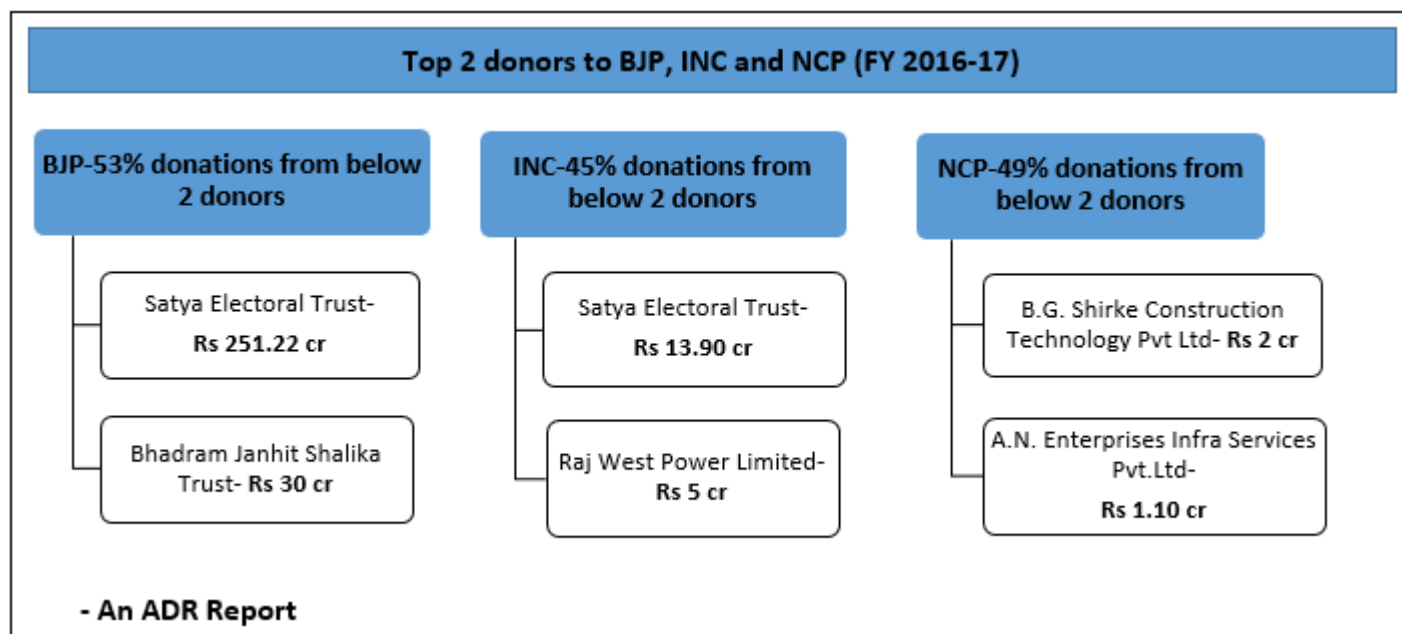
National Parties Contributions for FY- 2016-17- Status of declaration of PAN details of donations						
Party	PAN not Declared		PAN Declared		Total No of Donations	Total Donations
	No of donations without PAN declaration	Contributions (Rs in crores)	No of donations with declared PAN	Contributions (Rs in crores)		
BJP	1	0.01	1193	532.26	1194	Rs 532.27 crores
INC	88	1.69	511	40.213	599	Rs 41.90 crores
NCP	0	0	22	6.346	22	Rs 6.346 crores
CPM	2	0.0225	198	5.235	200	Rs 5.257 crores
AITC	0	0	12	2.153	12	Rs 2.153 crores
CPI	75	1.133	21	0.31	96	Rs 1.443 crores
Grand Total	166 Donations	Rs 2.86 crores	1,957 Donations	Rs 586.52 crores	2,123 Donations	Rs 589.38 crores



X. Top donors to National Parties

- Of the total donations of **Rs 589.38 crores**, the top **2 donors** of every National Party combined, donated a sum of **Rs 307.43 crores** which forms **52%** of the parties' overall donations above Rs 20,000 during FY 2016-17.
- Satya Electoral Trust** donated a total of **Rs 265.12 crores** to BJP and INC and is one of the top 2 donors to the two parties. The Trust donated **Rs 251.22 cr** to **BJP** (47.19% of total funds received by the party) and **Rs 13.90 cr** to **INC** (33.17% of total funds received by the party).
- NCP** has received **Rs 2 crores** donations from **B.G. Shirke Construction Technology Pvt. Ltd.** and **Rs 1.10 crores** from **A.N. Enterprises Infra Services Pvt. Ltd.**

National Party	Total donations received above Rs 20,000	Top 2 donors		Share of Contributions
		Donors	Contributions	
BJP	Rs 532.27 crores	Satya Electoral Trust	Rs 251.22 crores	47.20%
		Bhadram Janhit Shalika Trust	Rs 30 crores	5.64%
INC	Rs 41.907 crores	Satya Electoral Trust	Rs 13.9 crores	33.17%
		Raj West Power Limited	Rs 5 crores	11.93%
NCP	Rs 6.346 crores	B.G. Shirke Construction Technology Pvt Ltd	Rs 2 crores	31.52%
		A.N. Enterprises Infra Services Pvt.Ltd	Rs 1.1 crores	17.33%
CPM	Rs 5.257 crores	Cebtral Organisation of Tamilnadu Electricity Employees	Rs 2.5 crores	47.56%
		Navayuga Engineering Company	Rs 0.3 crores	5.71%
AITC	Rs 2.153 crores	Dhunseri Petrochem Ltd.	Rs 0.5 crores	23.22%
		Paribartan Electoral Trust	Rs 0.5 crores	23.22%
CPI	Rs 1.443 crores	Secretary, Tamil Nadu State Council, CPI	Rs 0.217 crores	15.04%
		Secretary, Kerala State Council, CPI	Rs 0.194 crores	13.44%
Rs 589.38 crores		Rs 307.43 cr		52%



Contacts

Media and Journalist
Helpline

+91 80103 94248
Email: adr@adrindia.org

Maj Gen Anil Verma (Retd.)
Head - NEW & ADR

+91 8826479910
anilverma@adrindia.org

Prof Jagdeep Chhokar
IIM Ahmedabad (Retd)
Founder NEW & ADR
+919999620944
jchhokar@gmail.com

Prof Trilochan Sastry
IIM Bangalore
Founder Member,
NEW & ADR
+919448353285,
trilochans@iimb.ernet.in

Disclaimer

The data analysed in this report is based on the Contribution Reports submitted by the parties to the Election Commission of India (ECI) for the FY 2016-17. The same can be accessed from http://eci.nic.in/eci_main1/PolPar/political_parties_Contribution_report_2016.aspx

For complete list of donor details of all the National Parties, kindly visit <http://myneta.info/party>.

For other research reports on political party funding, kindly visit <http://adrindia.org/research-and-report/political-party-watch>

Annexure-1: Details of Top 10 donations above Rs 20,000 to the National Parties

Bharatiya Janata Party (BJP)

Top 10 donations declared by BJP as received above Rs 20,000 from donors who contributed during FY 2016-17						
S.No.	Name	Address	PAN (Yes/No)	Total Contributions (Rs)	Amount of Contribution (Rs.)	Mode of Contribution *(Cheque/Demand Draft /cash)
1	Satya Electoral Trust	G-15, Hans Bhawan, 1 Bahadurshah Zafar Marg New Delhi-110002	Yes	2,512,200,000	490,000,000	181, HDFC Bank, Suryakiran Build K.G. Marg New Delhi
		G-15, Hans Bhawan, 1 Bahadurshah Zafar Marg, New Delhi-110002	Yes		235,000,000	207, HDFC Bank Suryakiran Build K.G. Marg New Delhi
		G-15, Hans Bhawan, 1 Bahadurshah Zafar Marg New Delhi-110002	Yes		210,000,000	208, HDFC Bank, Suryakiran Build K.G. Marg New Delhi
		G-15, Hans Bhawan, 1 Bahadurshah Zafar Marg New Delhi-110002	Yes		200,000,000	178, HDFC Bank, Suryakiran Build K.G. Marg New Delhi
		G-15, Hans Bhawan, 1 Bahadurshah Zafar Marg, New Delhi-110002	Yes		190,000,000	192, HDFC Bank, Suryakiran Build K.G. Marg New Delhi
		G-15, Hans Bhawan, 1 Bahadurshah Zafar Marg, New Delhi-110002	Yes		180,000,000	194, HDFC Bank, Suryakiran Build K.G. Marg New Delhi
		G-15, Hans Bhawan, 1 Bahadurshah Zafar Marg New Delhi-110002	Yes		174,000,000	222, HDFC Bank, Suryakarn Build K.G. Marg New Delhi
		G-15, Hans Bhawan, 1 Bahadurshah Zafar Marg New Delhi-110002	Yes		170,000,000	218, HDFC Bank, Suryakiran Build K.G. Marg New Delhi
		G-15, Hans Bhawan, 1 Bahadurshah Zafar Marg New Delhi-110002	Yes		139,000,000	188, HDFC Bank, Suryakiran Build K.G. Marg New Delhi
		G-15, Hans Bhawan, 1 Bahadurshah Zafar Marg New Delhi-110002	Yes		104,200,000	217, HDFC Bank, Suryakiran Build K.G. Marg New Delhi
		G-15, Hans Bhawan, 1 Bahadurshah Zafar Marg, New Delhi-110002	Yes		100,000,000	198, HDFC Bank, Suryakiran Build K.G. Marg New Delhi
		G-15, Hans Bhawan, 1 Bahadurshah Zafar Marg New Delhi-110002	Yes		90,000,000	211, HDFC Bank, Suryakiran Build K.G. Marg New Delhi
		G-15, Hans Bhawan, 1 Bahadurshah Zafar Marg, New Delhi-110002	Yes		85,000,000	203, HDFC Bank, Suryakiran Build K.G. Marg New Delhi
		G-15, Hans Bhawan, 1 Bahadurshah Zafar Marg New Delhi-110002	Yes		75,000,000	224, HDFC Bank, Suryakiran Build K.G. Marg New Delhi
		G-15, Hans Bhawan, 1 Bahadurshah Zafar Marg New Delhi-110002	Yes		70,000,000	220, HDFC Bank, Suryakiran Build, K.G. Marg

Top 10 donations declared by BJP as received above Rs 20,000 from donors who contributed during FY 2016-17						
S.No.	Name	Address	PAN (Yes/No)	Total Contributions (Rs)	Amount of Contribution (Rs.)	Mode of Contribution *(Cheque/Demand Draft /cash)
2	Bhadram Janhit Shalika Trust	112, Maker Bhawan No.3, 21, New Marine Lines Mumbai-400020	Yes	300,000,000	100,000,000	643736, ICICI Bank Mumbai Branch
		112, Maker Bhawan No.3, 21, New Marine Lines Mumbai-400020	Yes		50,000,000	643739, ICICI Bank, Mumbai Branch
		112, Maker Bhawan No.3, 21, New Marine Lines Mumbai-400020	Yes		50,000,000	643737, ICICI Bank Mumbai Branch
		112, Maker Bhawan No. 3, 21, New Marine Lines, Mumbai-400020	Yes		50,000,000	643752, ICICI Bank, Free Press House Nariman Point Mumbai
		112, Maker Bhawan No. 3, 21, New Marine Lines, Mumbai-400020	Yes		50,000,000	643751, ICICI Bank, Free Press House Nariman Point Mumbai
3	Janta Nirvachak Electoral Trust	7th Floor Dani Corporate Park 158 CST Road, Kalina Santacruz (East) Mumbai-400098	Yes	250,000,000	250,000,000	9, Kotak Mahindra Bank, Santacruz East Mumbai
4	New Democratic Electoral Trust	Not Declared	Yes	110,000,000	100,000,000	115, HDFC Bank, Kamla Mills Lower Pearls Mumbai
		Not Declared	Yes		10,000,000	000108, HDFC, Lower Parel Br.
5	Modern Road Makers Pvt Ltd	Not Declared	Yes	100,000,000	100,000,000	RTGS
6	Apex Jewellers	Not Declared	Yes	100,000,000	50,000,000	RTGS
		Not Declared	Yes		50,000,000	RTGS
7	Shipra Estate Ltd & Jai Krishan Estates Developers Pvt Ltd	Shipra Mall, Plot No.9 Vaibhav Khand Indrapuram, Ghaziabad UP-201012	Yes	88,000,000	38,000,000	RTGS
		Shipra Mall, Plot No.9 Vaibhav Khand Indrapuram, Ghaziabad UP-201012	Yes		50,000,000	RTGS
8	B G Shirkde Construction Technology P Ltd	72-76, Mundhwa Pune-411036	Yes	75,000,000	75,000,000	RTGS
9	Darshan Developers Private Ltd	54-B, Sagar Avenue S.V. Road, Andheri West, Mumbai 400058	Yes	75,000,000	75,000,000	RTGS
10	Supertech Limited	B-28-29, Sector-58, Noida 201307	Yes	60,000,000	50,000,000	RTGS
		B-28-29, Sector-58, Noida 201307	Yes		10,000,000	RTGS

Table: Details of top 10 donations above Rs 20,000 to BJP during FY 2016-17

Indian National Congress (INC)

Top 10 donations declared by INC as received above Rs 20,000 from donors who contributed during FY 2016-17						
S.No.	Name	Address	PAN(Yes/No)	Total Contributions (Rs)	Amount of Contribution (Rs.)	Mode of Contribution *(Cheque/Demand Draft /cash)
1	Satya Electoral Trust	G-15, Hans Bhawan, 1, Bahadur Shah Zafar Marg, New Delhi-110002	Yes	139,000,000	10,000,000	Ch.No. 000182, Dtd.21.12.2016, HDFC Bank, KG Marg, New Delhi
		G-15, Hans Bhawan, 1, Bahadur Shah Zafar Marg, New Delhi-110002	Yes		50,000,000	Ch.No. 000202, Dt.21.02.2017, HDFC Bank, 208, 214, Kailash Building, KG. Marg New Delhi
		G-15, Hans Bhawan, 1, Bahadur Shah Zafar Marg, New Delhi-110002	Yes		10,000,000	Ch.No. 000209, Dt.17.02.2017, HDFC Bank, 209-214, Kailash Building, KG Marg New Delhi
		G-15, Hans Bhawan, 1, Bahadur Shah Zafar Marg, New Delhi-110002	Yes		10,000,000	Ch.No. 000210, Dt.20.02.2017, HDFC Bank, 209-214, Kailash Building, KG Marg, New Delhi
		G-15, Hans Bhawan, 1, Bahadur Shah Zafar Marg, New Delhi-110002	Yes		10,000,000	Ch.No. 000214, Dt.28.02.2017, HDFC Bank, 26 KG Marg New Delhi
		G-15, Hans Bhawan, 1, Bahadur Shah Zafar Marg, New Delhi-110002	Yes		4,000,000	Ch.No. 000225, Dt.30.03.2017, HDFC Bank, KG Marg New Delhi
		G-15, Hans Bhawan, 1, Bahadur Shah Zafar Marg, New Delhi	Yes		5,000,000	Ch.No. 000221, Dt.21.03.2017, HDFC Bank, Surya Kiran Building, Kg Marg Branch, New Delhi
		G-15 Hans Bhawan, 1 Bahadurshah Zafar Marg, New Delhi-110002	Yes		10,000,000	Cheque No.000184, Dt.21.01.2017, HDFC Bank, Surya Kiran Building, K.G. Marg Branch, New Delhi
		G-15 Hans Bhawan, 1 Bahadurshah Zafar Marg, New Delhi-110002	Yes		30,000,000	Cheque No.000185, Dt.21.01.2017, HDFC Bank, Surya Kiran Building, K.G. Marg Branch, New Delhi
2	Raj West Power Limited	JSW Centre Bandra Kurla Complex, Bandra E, Church Gate, Mumbai	Yes	50,000,000	50,000,000	Ch.No. 690447, Dt.20.02.2017, ICICI Bank, CIBD Branch Mumbai
3	M/s AN Enterprises Infrastructure, Serv. P. Ltd	6-Shukhshanti, 870 Gokhle Road, Cross Lane-2, Dadar (W) Mumbai	Yes	20,000,000	20,000,000	Ch.No. 078651, Dt.08.02.2017, UBI, Pawai Mumbai
4	Bhadram Janhit Shaika, Enterprises Centre	2nd Floor 202-204, Near Orchid Hotel, Nehru Road, Vile Parle (East), Mumbai-400099	Yes	20,000,000	20,000,000	Ch.No. 643742, ICICI Bank, Mumbai Branch
5	Samaj Electoral Trust Association	9/1, R.N. Mukherjee Road (5th Floor) Kolkata (West Bengal)	Yes	15,000,000	15,000,000	Ch.No. 000023, Dtd.27.01.2017, DCB Bank, Shakespear Sarani Branch, Kolkata
6	Triumph Electoral Trust	Dare House Ext 234, NSC Bose Road Chennai-600001	Yes	10,000,000	10,000,000	Ch.No. 000021, Dt.09.02.2017, HDFC Bank, Chennai, TN
7	M/s Himtsingka Seide Ltd	10/24, Kumarakrupa, High Grands, Bangalore, Karnataka	Yes	10,000,000	10,000,000	Ch.No. 184212, Dt.10.02.2017, The Hongkong and Shanghai Banking Corporation Ltd, Mahatma Gandhi Road Bangalore
8	A.N. Enterprises Infrastructure Service Pvt Ltd	6-Sukh Shanti, 870, Gokhle Road, Cross Lane, 2- Dadar (W), Mumbai-400028	Yes	10,000,000	10,000,000	Ch.No. 090157, Dt.08.02.2017, Dombivli Nagari Sahakari Bank Ltd, Vishnunagar Branch, Dombivli

Top 10 donations declared by INC as received above Rs 20,000 from donors who contributed during FY 2016-17						
S.No.	Name	Address	PAN(Yes/No)	Total Contributions (Rs)	Amount of Contribution (Rs.)	Mode of Contribution *(Cheque/Demand Draft /cash)
9	Tumkur Minerals Private Ltd	Ramanashree Chambers 102, 1st Floor #37, Lady Curzon Road, Bangalore-560001	Yes	10,000,000	5,000,000	Ch.No. 158161, Dt.20.01.2017, HDFC Bank, Vasco Branch
		Ramanashree Chambers 102, 1st Floor #37, Lady Curzon Road, Bangalore-560001	Yes		5,000,000	Ch.No. 158157, Dt.20.01.2017, HDFC Bank, Vasco Branch
10	Surya Process Food Private Ltd	Plot No.5, Sector 11, Integrated Industrial Estate, BHEL Haridwar-249403 Uttarakhand	Yes	5,600,000	2,800,000	Transfer on 04.02.2017
		Plot No.5, Sector 11, Integrated Industrial Estate, BHEL Haridwar-249403 Uttarakhand	Yes		2,800,000	Transfer on 04.02.2017

Table: Details of top 10 donations above Rs 20,000 to INC during FY 2016-17

Nationalist Congress Party (NCP)

Top 10 donations declared by NCP as received above Rs 20,000 from donors who contributed during FY 2016-17						
S.No.	Name	Complete Address of the Contributing Person/Company	PAN (Yes/No)	Total Contributions (Rs)	Amount of Contribution (Rs.)	Mode of Contribution *(Cheque/Demand Draft /cash)
1	B.G. Shirke Construction Technology Pvt Ltd	75-76, Mundhwa, Pune-411036	Yes	20,000,000	20,000,000	RTGS
2	A.N. Enterprises Infra Services Pvt.Ltd	6, Sukhshanti, 870, Gokhale Road Cross Lane No.2, Dadar (W) Mumbai-400028	Yes	11,000,000	10,000,000	Cheque No.101270, Dombivali Nagar Sah Bank Ltd Dombivali, Dt.17.01.2017, 18.01.2017
		6, Sukshanti, 870, Gokhale Road Cross, Lane No.20, Dadar (W), Mumbai-400028	Yes		1,000,000	Cheque No.124814, Dombivali Nagar Sah Bank Ltd Dombivali, Dt.10.03.2017, 14.03.2017
3	Serum Institute of India Pvt Ltd	Sarosh Bhavan, 16, B/1, Dr. Ambedkar Road, Pune-411001	Yes	10,000,000	10,000,000	RTGS
4	Magarpatta Township Development and Construction Co. Ltd	Megaspace, 13, Sholapur Bazar Road, Opp. East Street, Pune-411001	Yes	7,500,000	7,500,000	RTGS
5	Tamanna Construction	Razzak Chawl, Behram Pada, Bandra East, Mumbai-400051	Yes	4,500,000	2,500,000	Cheque No.864744, United Bank of India, Peddar Road Brance, Mumbai-26, Dt.24.01.2017, 25.01.2017
		Razzak Chawl, Behram Pada, Bandra East, Mumbai-400051	Yes		2,000,000	Cheque No.000057, HDFC Bank, Santa Cruz East Mumbai-55, Dt.24.01.2017, 25.01.2017
6	Parshwa Electrical Services	A-701, Silver Birch, Swapna Nagri, Vasant Garden, Mulund (West) Mumbai-400082	Yes	3,000,000	3,000,000	Cheque No.99043, Indian Bank, Mulund, Mumbai, Dt.24.01.2017, 25.01.2017
7	Sudarshn Chemical Industries	162, Welesly Road, Pune-411001	Yes	2,000,000	2,000,000	Cheque No.622749, HDFC Bank, Pune, Dt.14.11.2016, 15.11.2016

Top 10 donations declared by NCP as received above Rs 20,000 from donors who contributed during FY 2016-17						
S.No.	Name	Complete Address of the Contributing Person/Company	PAN (Yes/No)	Total Contributions (Rs)	Amount of Contribution (Rs.)	Mode of Contribution *(Cheque/Demand Draft /cash)
8	Yogendra Singh Construction	11 Dayabhai Chawl, Saki Vihar Road, Paspoli Powai, Kurla, Mumbai- 400087	Yes	2,000,000	2,000,000	Cheque No.029517, Oriental Bank of Commerce Powai, Mumbai, Dt.24.01.2017, 25.01.2017
9	Vassudeva Dempo Family Pvt Trust	Dempo House, Campal Panaji-403001 Goa	Yes	1,000,000	1,000,000	Cheque No.070602, Bank of India Campal, Panaji Goa, Dt.27.01.2017
10	Ramraje Naik Nimbalkar Chairman, Legislative Council	Laxmi Niwas, Laxmi Nagar, Phalthan Dist Satara	Yes	500,000	500,000	Cheque No. State Bank of India, Madame Cama Rd, Dt.07.10.2016

Table: Details of top 10 donations above Rs 20,000 to NCP during FY 2016-17

Communist Party of India (CPI)

Top 10 donations declared by CPI as received above Rs 20,000 from donors who contributed during FY 2016-17						
S.No.	Name	Complete Address of the Contributing Person/Company	PAN (Yes/No)	Total Contributions (Rs)	Amount of Contribution (Rs.)	Mode of Contribution *(Cheque/Demand Draft /cash)
1	Secretary, Tamilnadu State Council, CPI	'Balan Illam' No.43/19, 6th Floor, Chevalier Sivaji Ganesan Road, Thyagarayar Nagar, Chennai-600017, Tamilnadu	No	2,173,000	1,273,000	Cash , Membership Fee
		'Balan Illam' No.43/19, 6th Floor, Chevalier Sivaji Ganesan Road, Thyagarayar Nagar, Chennai-600017, Tamilnadu	No		500,000	Bank Transfer , Membership Fee
		'Balan Illam' No.43/19, 6th Floor, Chevalier Sivaji Ganesan Road, Thyagarayar Nagar, Chennai-600017, Tamilnadu	No		200,000	Bank Transfer , Election Fund
		'Balan Illam' No.43/19, 6th Floor, Chevalier Sivaji Ganesan Road, Thyagarayar Nagar, Chennai-600017, Tamilnadu	No		200,000	Cheque , Membership Fee
2	Secretary, Kerala State Council, CPI	M.N. Smarakam, Thycaud, Thiruvananthapuram-695014, Kerala	No	1,948,290	948,290	Cheque , Membership Fee
		M.N. Smarakam, Thycaud, Thiruvananthapuram-695014, Kerala	No		500,000	Bank Transfer , Election Fund
		M.N. Smarakam, Thycaud, Thiruvananthapuram-695014, Kerala	No		500,000	Bank Transfer , Contribution to 90th Anniversary
3	Secretary, Telangan State Council, CPI	Makhdoom Bhavan, Himayat Nagar, Hyderabad-500029, Telangana	No	1,391,240	991,240	Bank Transfer , Membership Fee
		Makhdoom Bhavan, Himayat Nagar, Hyderabad-500029, Telangana	No		400,000	Bank Transfer , Election Fund
4	Secretary, Bihar State Council, CPI	India, Ajoy Bhavan, Langar Toli, Patna-800004, Bihar	No	1,259,000	500,000	Bank Transfer , Contribution to Party Fund
		India, Ajoy Bhavan, Langar Toli, Patna-800004, Bihar	No		420,000	Bank Transfer , Membership Fee
		India, Ajoy Bhavan, Langar Toli, Patna-800004, Bihar	No		300,000	Bank Transfer , Election Fund
		India, Ajoy Bhavan, Langar Toli, Patna-800004, Bihar	No		39,000	Cash , Membership Fee
5	Secretary, Andhra Pradesh State Council	Dasari Nagabhushan Rao Bhavan, Hanumapet, Vijayawada-520003, Andhra Pradesh	No	1,211,890	1,052,890	Bank Transfer , Membership Fee

Top 10 donations declared by CPI as received above Rs 20,000 from donors who contributed during FY 2016-17						
S.No.	Name	Complete Address of the Contributing Person/Company	PAN (Yes/No)	Total Contributions (Rs)	Amount of Contribution (Rs.)	Mode of Contribution *(Cheque/Demand Draft /cash)
		Dasari Nagabhushan Rao Bhavan, Hanumapet, Vijayawada-520003, Andhra Pradesh	No		159,000	Bank Transfer , Election Fund
6	D.Raja, M.P.	309, V.P. House Rafi Marg, New Delhi-1	Yes	800,000	600,000	Bank Transfer , M.P. Levy
		309, V.P. House Rafi Marg, New Delhi-1	Yes		100,000	Cash , Election Fund
		309, V.P. House Rafi Marg, New Delhi-1	Yes		100,000	Cash , Contribution to Party Fund
7	S.Sudhakar Reddy General Secretary CPI,	V.P. House 314 Rafi Marg, New Delhi-110001	Yes	708,186	456,000	Cheque , Contribution to Party Fund
		V.P. House 314 Rafi Marg, New Delhi-110001	Yes		213,486	Cash , Contribution to Party Fund
		V.P. House 314 Rafi Marg, New Delhi-110001	Yes		38,700	Bank Transfer , Ex-MP.Levy
8	C.N.Jayadevan, M.P.	310, V.P. House, Rafi Marg New Delhi-1	Yes	600,000	600,000	Bank Transfer , M.P. Levy
9	Secretary, West Bengal State Council, CPI	Bhupesh Bhavan, 162-B, Acharya J.C.Bose Road, Kolkata-700014, West Bengal	No	546,860	446,860	Cheque , Membership Fee
		Bhupesh Bhavan, 162-B, Acharya J.C.Bose Road, Kolkata-700014, West Bengal	No		100,000	Bank Transfer , Election Fund
10	Secretary, Maharashtra State Council CPI	314, Raj Bhavan, S.V. Patel Road, Khetwadi 7th Lane, Girgaon, Mumbai-400004, Maharashtra	Yes	323,790	171,790	Bank Transfer , Membership Fee
		314, Raj Bhavan, S.V. Patel Road, Khetwadi 7th Lane, Girgaon, Mumbai-400004, Maharashtra	Yes		30,000	Bank Transfer , Contribution to Party Fund
		314, Raj Bhavan, S.V. Patel Road, Khetwadi 7th Lane, Girgaon, Mumbai-400004, Maharashtra	Yes		15,000	Cash , Election Fund
		314, Raj Bhavan, S.V. Patel Road, Khetwadi 7th Lane, Girgaon, Mumbai-400004, Maharashtra	Yes		7,000	Cheque , Election Fund
		314, Raj Bhavan, S.V. Patel Road, Khetwadi 7th Lane, Girgaon, Mumbai-400004, Maharashtra	Yes		100,000	Bank Transfer , Election Fund

Table: Details of top 10 donations above Rs 20,000 to CPI during FY 2016-17

Communist Party of India - Marxist (CPM)

Top 10 donations declared by CPM as received above Rs 20,000 from donors who contributed during FY 2016-17						
S.No.	Name	Complete Address of the Contributing Person/Company	PAN (Yes/No)	Total Contributions (Rs)	Amount of Contribution (Rs.)	Mode of Contribution *(Cheque/Demand Draft /cash)
1	Cebtral Organisation of Tamilnadu Electricity Employees	27, Mosque Street, Chepauk, Chennai	Yes	25,000,000.0	25,000,000.0	Cheque No.361005, Dt.02.05.2016, Canara Bank, Triplic Branch
2	Navayuga Engineering Company	Not Declared	Yes	3,000,000.0	3,000,000.0	RTG, Dt.06.01.2017
3	C P Narayanan	415 V P House, Rafi Marg New Delhi	Yes	960,000.0	960,000.0	Bank Transfer
4	Jharna Das	207 V P House, Rafi Marg New Delhi	Yes	960,000.0	960,000.0	Bank Transfer
5	K K Ragesh	223, V P House, Rafi Marg New Delhi	Yes	960,000.0	960,000.0	Bank Transfer

Top 10 donations declared by CPM as received above Rs 20,000 from donors who contributed during FY 2016-17						
S.No.	Name	Complete Address of the Contributing Person/Company	PAN (Yes/No)	Total Contributions (Rs)	Amount of Contribution (Rs.)	Mode of Contribution *(Cheque/Demand Draft /cash)
6	T.K. Rangarajan	518 V P House, Rafi Marg New Delhi	Yes	960,000.0	960,000.0	Bank Transfer
7	A Sampat	38, Ashoka Road	Yes	900,000.0	900,000.0	Bank Transfer
8	Jitendra Choudhary	221 V P House, Rafi Marg, New Delhi	Yes	900,000.0	900,000.0	Bank Transfer
9	M.B. Rajesh	508 V P House, Rafi Marg New Delhi	Yes	900,000.0	900,000.0	Bank Transfer
10	P K Sreemathi	421 V P House, Rafi Marg, New Delhi	Yes	900,000.0	900,000.0	Bank Transfer

Table: Details of Top 10 donations above Rs 20,000 to CPM during FY 2016-17

All India Trinamool Congress (AITC)

Top 10 donations declared by AITC as received above Rs 20,000 from donors who contributed during FY 2016-17						
S.No.	Name	Complete Address of the Contributing Person/Company	PAN (Yes/No)	Total Contributions (Rs)	Amount of Contribution (Rs.)	Mode of Contribution *(Cheque/Demand Draft /cash)
1	Dhunseri Petrochem Ltd.	Dhunseri House, 4A, Woodburn Park, Kol-20	Yes	5,000,000	5,000,000	Cheque
2	Paribartan Electoral Trust	9/1, R.N. Mukherjee Road, Kol-01	Yes	5,000,000	5,000,000	Cheque
3	Texmaco Rail & Engineering Ltd.	9/1 R N Mukherjee Road, Birla Building, Kolkata-01	Yes	5,000,000	5,000,000	Cheque
4	Dhunseri Tea & Industries Ltd.	Dhunseri House, 4A, Woodburn Park, Kol-20	Yes	2,500,000	2,500,000	Cheque
5	Dhunseri Investments Ltd.	Dhunseri House, 4A, Woodburn Park, Kol-20	Yes	1,500,000	1,500,000	Cheque
6	Great Eastern Energy Corporation Ltd.	M-10, Adda Industrial Estate, Asansol-713305	Yes	1,100,000	1,100,000	Cheque
7	Chandra Kumar Dhanuka	Dhunseri House, 4A, Woodburn Park, Kol-20	Yes	1,000,000	1,000,000	Cheque
8	Ganga Properties Pvt Ltd.	Birla Building 9/1, R.N. Mukherjee Road, Kol-01	Yes	200,000	200,000	Cheque
9	Uma Soren	Uttar Bamda, Jhargram	Yes	100,000	100,000	Cheque
10	Dinesh Trivedi	13/3 Pramathesh Barua Sarani, Kolkata-700019	Yes	50,000	50,000	Cheque

Table: Details of top 10 donations above Rs 20,000 to AITC during FY 2016-17

Annexure – 2

State-wise contributions made in cash by donors to National Parties – FY 2016-17

State-wise contributions (By Cash- FY-2016-17)				
States Wise	CPI	CPM	INC	Grand Total
Delhi	460,486	642,773	332,000	1,435,259
Tamil Nadu	1,373,000	0	0	1,373,000
Punjab	0	0	900,000	900,000
Kerala	0	315,000	0	315,000
Tripura	0	297,500	0	297,500
Haryana	56,700	129,074	0	185,774
Rajasthan	100,970	0	0	100,970
Chandigarh	0	0	100,000	100,000
Karnataka	0	0	100,000	100,000
Jharkhand	64,500	0	0	64,500
Arunachal Pradesh	0	0	50,000	50,000
Bihar	39,000	0	0	39,000
Hyderabad	26,500	0	0	26,500
Himachal Pradesh	26,000	0	0	26,000
Maharashtra	15,000	0	0	15,000
Jammu & Kashmir	5,918	0	0	5,918
Undeclared Address	93,500	100,000	0	193,500
Grand Total	Rs 22.61 lakhs	Rs 14.84 lakhs	Rs 14.82 lakhs	Rs 52.27 lakhs

Annexure – 3

Sector-wise contributions made from various states to National Parties – FY 2016-17

Sector-wise contributions made from various states to National Parties – FY 2016-17 (Rs in crores)				
States Wise	Corporate/Business Houses	Individual	Parties State/District Units	Grand Total
Delhi	284.94	5.96	0.0023	Rs 290.90 cr
Maharashtra	107.21	5.07	0.03	Rs 112.31 cr
Uttar Pradesh	19.373	0.825	0.02	Rs 20.22 cr
West Bengal	13.328	1.25	0.054	Rs 14.63 cr
Haryana	11.60	0.143	0.0056	Rs 11.75 cr
Tamil Nadu	8.01	0.29	0.24	Rs 8.54 cr
Karnataka	6.08	0.842	0.014	Rs 6.936 cr
Meghalaya	6.01	0	0.0005	Rs 6.01 cr
Andhra Pradesh	5.19	0.15	0.12	Rs 5.46 cr
Gujarat	3.12	0.908	0.002	Rs 4.03 cr
Kerala	3.50	0.25	0.195	Rs 3.945 cr
Goa	3.15	0.16	0.006	Rs 3.316 cr
Rajasthan	2.750	0.034	0.01	Rs 2.794 cr
Punjab	0.43	1.25	0.026	Rs 1.706 cr
Chhattisgarh	0.129	0.841	0.009	Rs 0.98 cr

Sector-wise contributions made from various states to National Parties – FY 2016-17 (Rs in crores)				
States Wise	Corporate/Business Houses	Individual	Parties State/District Units	Grand Total
Uttarakhand	0.88	0.087	0.0016	Rs 0.97 cr
Telangana	0.155	0.283	0.14	Rs 0.578 cr
Hyderabad	0.40	0.10	0	Rs 0.50 cr
Manipur	0.02	0.357	0.0166	Rs 0.394 cr
Assam	0.25	0.025	0.0048	Rs 0.28 cr
Bihar	0	0.12	0.125	Rs 0.25 cr
Himachal Pradesh	0	0.195	0.008	Rs 0.203 cr
Ahmedabad	0.20	0	0	Rs 0.20 cr
Madhya Pradesh	0	0.15	0.004	Rs 0.154 cr
Jammu & Kashmir	0.10	0.036	0.0005	Rs 0.137 cr
Chandigarh	0.01	0.09	0	Rs 0.10 cr
Odisha	0	0.08	0	Rs 0.08 cr
Tripura	0	0.058	0.0033	Rs 0.06 cr
Jharkhand	0.002	0.0054	0.011	Rs 0.0184 cr
Daman & Diu	0.0025	0.0035	0	Rs 0.006 cr
Arunachal Pradesh	0	0.005	0	Rs 0.005 cr
Puducherry	0	0	0.0018	Rs 0.0018 cr
Undeclared Address	86.40	5.497	0.015	Rs 91.91 cr
Grand Total	Rs 563.24 cr	Rs 25.07 cr	Rs 1.07 cr	Rs 589.38 cr

It has been observed that national political parties received donations from all the states of the India except **Mizoram, Nagaland and Sikkim**.