

ANALYSIS OF CONTRIBUTION REPORT OF ELECTORAL TRUSTS– FY 2014-15

A Report by
National Election Watch
&
Association for Democratic Reforms

Association for Democratic Reforms
T-95A, I floor, C.L. House, Gautam Nagar
New Delhi – 110 049
Email: adr@adrindia.org; Phone: 011-4165 4200

Table of Contents

Analysis of Contribution Report of Electoral Trusts for FY 2014-15.....	3
Introduction	3
Executive Summary	4
Recommendations of ADR	6
Detailed Analysis	7
1. Rules governing registration and functioning of Electoral Trusts	7
a. Rules regarding contributions to Electoral Trusts.....	7
b. Procedure for accepting donations by Electoral Trusts	7
c. Other utilization of funds by the Electoral Trusts	7
2. Guidelines of the ECI.....	7
3. Details of donations received by Electoral Trusts, FY 2014-15	8
4. Contributions received and disbursed by Electoral Trusts during FY 2014-15.....	8
5. Contributions made by Corporates	9
6. Donations made by the Electoral Trusts to Political Parties	12
Disclaimer	15
Contacts	15
Annexure – 1	16
Complete list of donors to Satya Electoral Trust during FY 2014-15.....	16
Complete list of donors to Progressive Electoral Trust during FY 2014-15	18
Complete list of donors to Janpragati Electoral Trust during FY 2014-15	19
Complete list of donors to Bajaj Electoral Trust during FY 2014-15.....	20
Complete list of donors to Triumph Electoral Trust during FY 2014-15	20
Complete list of donors to Samaj Electoral Trust during FY 2014-15.....	21

Analysis of Contribution Report of Electoral Trusts for FY 2014-15

Introduction

The Election Commission of India (ECI) had circulated Guidelines for submission of contribution reports of Electoral Trusts on the 6th June, 2014 wherein **instructions** were issued to **all the Electoral Trusts formed after January, '13** (and approved by the CBDT), to submit an **Annual Report** containing details of contributions **received by** the Electoral Trusts and **disbursed by** them to political parties **in the interest of transparency**:

These guidelines were issued to 7 Electoral Trusts **formed after January, 2013**, which included **Satya Electoral Trust, Pratinidhi Electoral Trust, People's Electoral Trust, Progressive Electoral Trust, Janhit Electoral Trust, Bajaj Electoral Trust and Janpragati Electoral Trust**. These guidelines are being sent to all Electoral Trusts formed since then.

Before the transparency rules governing contributions to Electoral Trusts were formulated by the Central Government, **6 Electoral Trusts** had donated a total amount of **Rs 105 crores** to the National Parties between FY 2004-05 and 2011-12. As the rules are **not retrospective**, these 6 Electoral Trusts which were **General Electoral Trust, Electoral Trust, Harmony Electoral Trust, Corporate Electoral Trust, Bharti Electoral Trust and Satya Electoral Trust** are **not required to follow the transparency rules** and declare their donor details. Thus, details of donors to these 6 Electoral Trusts remain unknown.

It is to be noted that **General Electoral Trust** donated a total of **Rs 131.65 crores to 7 political parties** during FY 2014-15. But **the details of those who donated to the Trust is unknown**.

Party	Donations made by General Electoral Trust during FY 2014-15
BJP	Rs 63.20 crores
INC	Rs 54.10 crores
BJD	Rs 10 crores
Shiv Sena	Rs 2 crores
MNS	Rs 1.50 crores
JMM	Rs 75 lakhs
JVM-P	Rs 10 lakhs
TOTAL	Rs 131.65 crores

A total of 15 Electoral Trusts submitted their contribution details for FY 2014-15 to the ECI of which only 6 declared to have received any donations from corporates. The following report of ADR/ NEW analyses the **details of donors of 6 Electoral Trusts formed after January, 2013 and the contributions made by the Trusts to political parties during FY 2014-15**. For a detailed report on the Electoral Trusts Scheme launched by the Central Government, the subsequent circular of the ECI in this regard and **ADR's analysis of the donations report of the Electoral Trusts for the FY 2013-14**, please refer [here](#).

Executive Summary

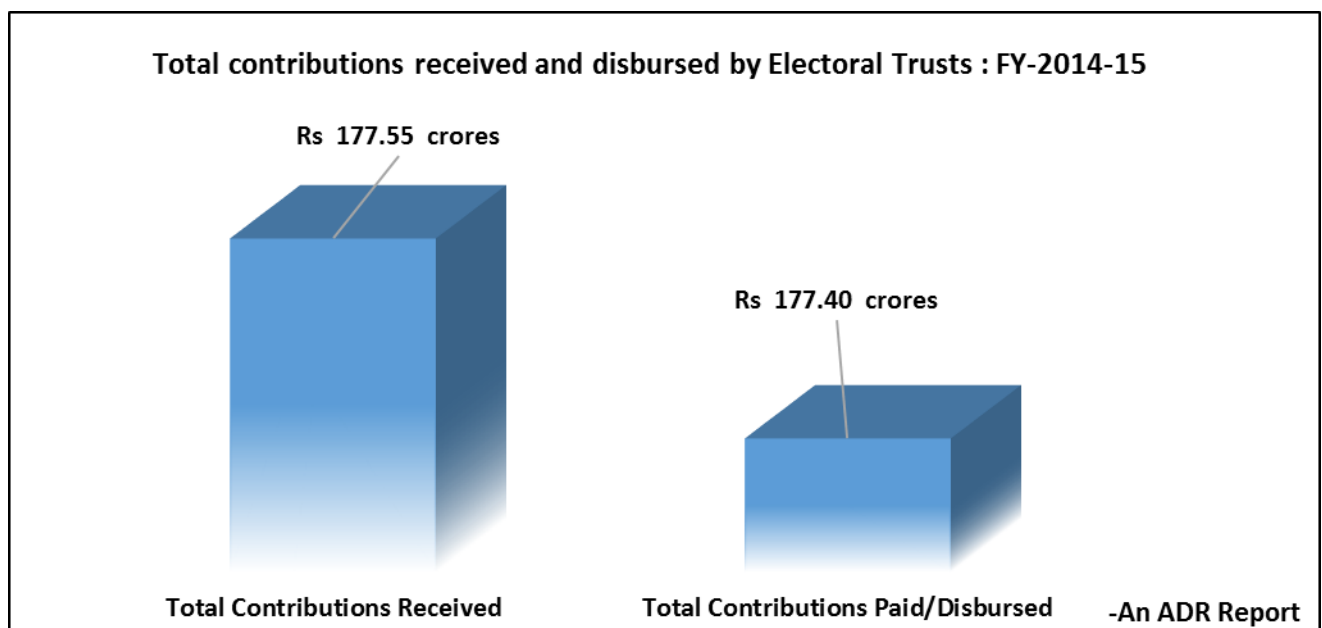
1. Details of the donations received by Electoral Trusts, FY 2014-15

As per the [letter dated 26th June](#), 2015, sent by the CBDT to ECI on the updated list of Electoral Trusts, there are a total of 15 Electoral Trusts registered with the CBDT all of whom had submitted the contributions report.

S. No.	Electoral Trust	Total contributions received
1	Satya Electoral Trust	Rs 141.78 crores
2	Progressive Electoral Trust	Rs 25.149 crores
3	Janpragati Electoral Trust	Rs 4.02 crores
4	Bajaj Electoral Trust	Rs 3.05 crores
5	Triumph Electoral Trust	Rs 3.028 crores
6	Samaj Electoral Trust	Rs 0.525 crores
7	Harmony Electoral trust	Rs 0
8	Janata Nirvachak Electoral Trust	Rs 0
9	Janhit Electoral Trust	Rs 0
10	People's Electoral Trust	Rs 0
11	Pratinidhi Electoral Trust	Rs 0
12	Paribartan Electoral Trust	Rs 0
13	Gauri Welfare Association Electoral Trust	Rs 0
14	Swadeshi Electoral Trust	Rs 0
15	Bhartiya Socialist Republican Electoral Trust	Rs 0

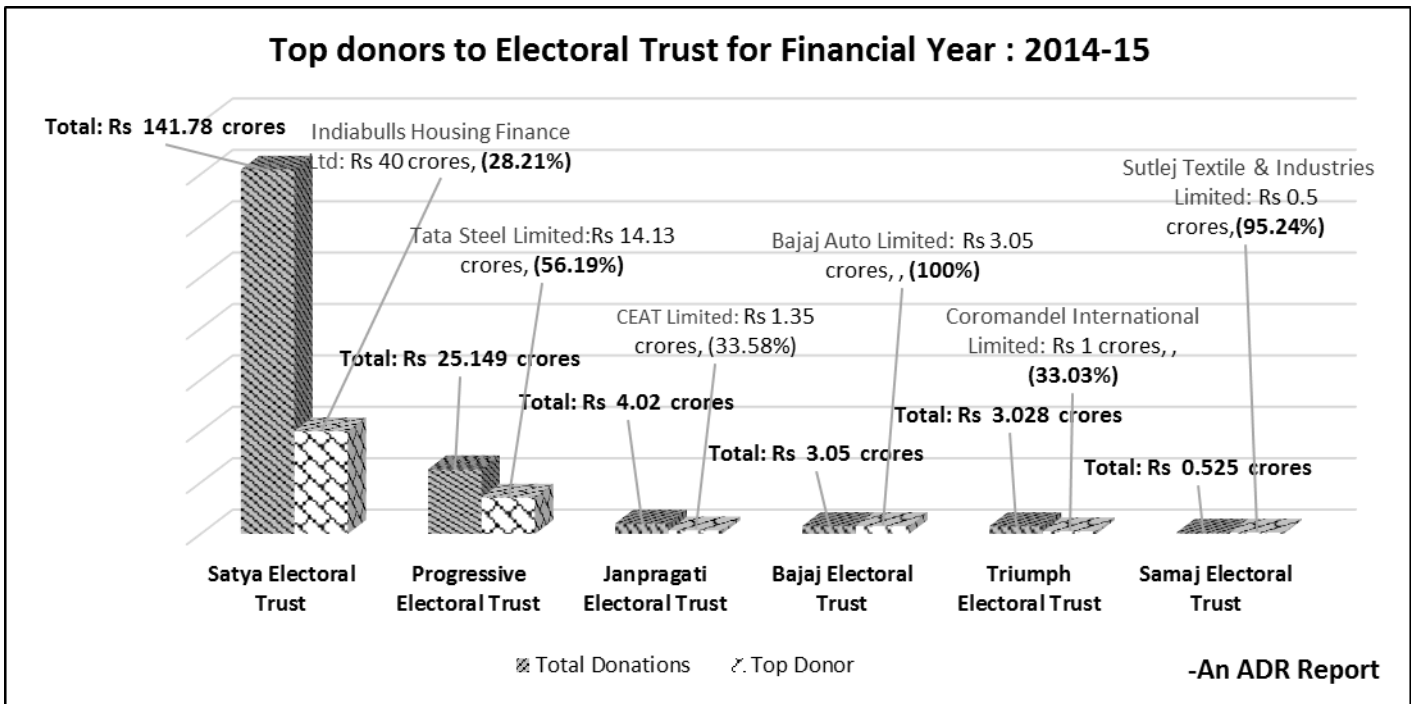
2. Contributions received and disbursed by Electoral Trusts during FY 2014-15

- According to the rules formulated by the Central Government, Electoral Trusts are required to donate **95% of their total income to registered political parties in a financial year.**
- Electoral Trusts received a **total amount of Rs 177.55 crores** from corporates and individuals and distributed **Rs 177.40 crores (99.92%) to various political parties.**



3. Contributions made by Corporates to Electoral Trusts, FY 2014-15

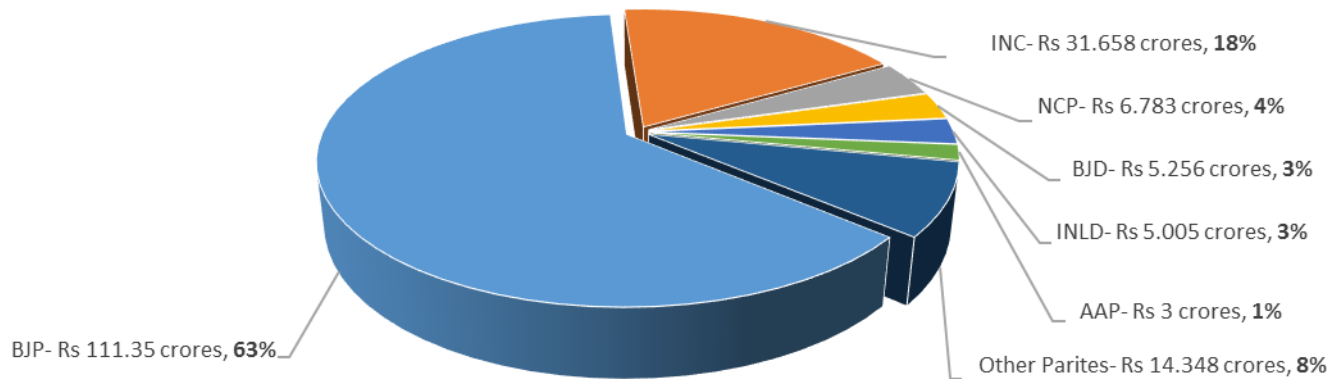
- a. **Indiabulls Housing Finance Ltd** contributed the maximum amount of **Rs 40 crores** to **Satya Electoral Trust** which formed **22.53% of the Trust's total donations** followed by **DLF Ltd.** which donated **Rs 25.01 crores** and constituted **14.08% of total donations** to Satya Electoral Trust.
- b. **Tata Steel Limited** contributed the maximum amount of donated **Rs 14.134 crores** which formed **56.19% of total donations to Progressive Electoral Trust** followed by **Tata Sons Limited** which donated **Rs 4.74 crores** and constituted **18.85% of total donations**.



4. Donations made by Electoral Trusts to Political Parties

- a. **CPM received a total of Rs 2.35 lakhs from Triumph Electoral Trust during FY 2014-15 but the party did not declare the same in its donations report to the ECI.**
- b. **Satya Electoral Trust** donated **75.66%** or **Rs 107.25 crores** to **BJP** while **Triumph Electoral Trust** donated **66%** or **Rs 2 crores** of its total income to the party.
- c. The six Electoral Trusts made contributions to 15 recognized regional parties which include BJD, INLD and AAP among others. Total donations received by the regional parties from **Electoral Trusts** was **Rs 27.58 crores**.
- d. **Satya Electoral Trust** gave **Rs 5 crores** to **INLD** but the party has not filed its donations report to the ECI for FY 2014-15.

Amount distributed by Electoral Trust to Political Parties : Financial Year - 2014-15



-An ADR Report

Recommendations of ADR

1. **6 Electoral Trusts**, General Electoral Trust, Electoral Trust, Harmony Electoral Trust, Corporate Electoral Trust, Bharti Electoral Trust and Satya Electoral Trust were formed **before the transparency rules were formulated** by the Central Government and had donated a total amount of **Rs 105 crores** to the National Parties between FY 2004-05 and 2011-12. As the rules are **not retrospective**, these 6 Electoral Trusts are **not required to** declare their donor details. **General Electoral Trust donated Rs 131.65 crores to 7 political parties during FY 2014-15.**

Thus, details of donors to these 6 Electoral Trusts remain unknown thereby leading to speculation on whether donations to these Trusts was only a means of getting tax exemption or a way to convert black money stashed in tax havens to white money in India.

Therefore **details of donors** to these Electoral Trusts which were formed before the CDBT rules came into existence, should also be disclosed. Also, the same rules which apply to those Trusts formed after 31st January, 2013, should also apply to the above mentioned Trusts so as to improve transparency.

2. The **names of Electoral Trusts**, currently, **do not indicate the name of the Company/ group of companies which set up the Trusts**. In order to have greater transparency regarding details of corporates which fund political parties, it would be ideal to include the name of the parent company in the name of the Electoral Trust.
3. Those Electoral Trusts which have not responded to and complied with the guidelines circulated by the ECI should be heavily penalized as indicated in the notification issued by the ECI to the Trusts.

Detailed Analysis

1. Rules governing registration and functioning of Electoral Trusts

The **Central Government** amended the Income Tax Rules, 1962 on the 31st January, 2013 to **insert Rule 17CA** which **lists the functions of Electoral Trusts** approved by the Central Bureau of Direct Taxes (CBDT). The Central Government, also launched '**The Electoral Trusts Scheme, 2013**' which specified the **eligibility and procedure for registration** as an Electoral Trust apart from laying down the format for their registration. The **amendment and the scheme were introduced for the registration of Electoral Trusts whose sole purpose was to fund registered political parties in a transparent manner**. The notification can be accessed [here](#).

The main points to be noted from Rule 17CA and the Electoral Trusts Scheme are given below:

a. Rules regarding contributions to Electoral Trusts

The Central Government amended the Income Tax Rules, 1962 on the 31st January, 2013 to include the rules concerning functioning of Electoral Trusts registered with the approval of CBDT. Below is the table containing the basic do's and don'ts related to contributions to Electoral Trusts:

May receive contributions from	Shall not accept contributions from
An individual who is a citizen of India	An individual who is not a citizen of India
A company registered in India	A foreign entity whether incorporated or not
A firm (resident in India)	Other Electoral Trusts (approved under the Electoral Trusts Scheme)
HUF (Indian residents)	Contributors without PAN
An association of persons (Indian residents)	NRIs without a passport number

b. Procedure for accepting donations by Electoral Trusts

On receipts of funds from those contributors who comply with the above conditions, the Electoral Trusts are required to issue a receipt to the contributor recording the following information apart from maintaining a counter-foil with the same information for its records:

- i. Name and address of the contributor.
- ii. PAN of donor/ passport number in case of NRI.
- iii. Amount and mode of contributions (with name and branch of Bank, date of receipt of donation).
- iv. Name of Electoral Trust.
- v. PAN of Electoral Trust.
- vi. Date and number of approval by CBDT.
- vii. Name and designation of person issuing the receipt.

c. Other utilization of funds by the Electoral Trusts

- i. Funds shall not be utilized for direct/ indirect benefit of the Trusts' members or their relatives including the Founder of the Trust.
- ii. Income of the Trusts not to be utilized for direct or indirect benefit of any person who has made contribution to the Trust.

2. Guidelines of the ECI

The Election Commission of India (ECI) had circulated [Guidelines for submission of contribution reports of Electoral Trusts](#) on the **6th June, 2014** wherein **instructions were issued to all the Electoral Trusts formed after January, '13** (hence approved by the CBDT), to submit **an Annual Report** containing the following details to the Commission apart from an **audit report** in the format specified in the amended rules, **in the interest of transparency**:

1. Details of contributions received by the Electoral Trusts.
2. Details of donations given by the Trusts to political parties.

These guidelines were issued to 7 Electoral Trusts **formed after January, 2013**, and included **Satya Electoral Trust, Pratinidhi Electoral Trust, People's Electoral Trust, Progressive Electoral Trust, Janhit Electoral Trust, Bajaj Electoral Trust and Janpragati Electoral Trust.**

3. Details of donations received by Electoral Trusts, FY 2014-15

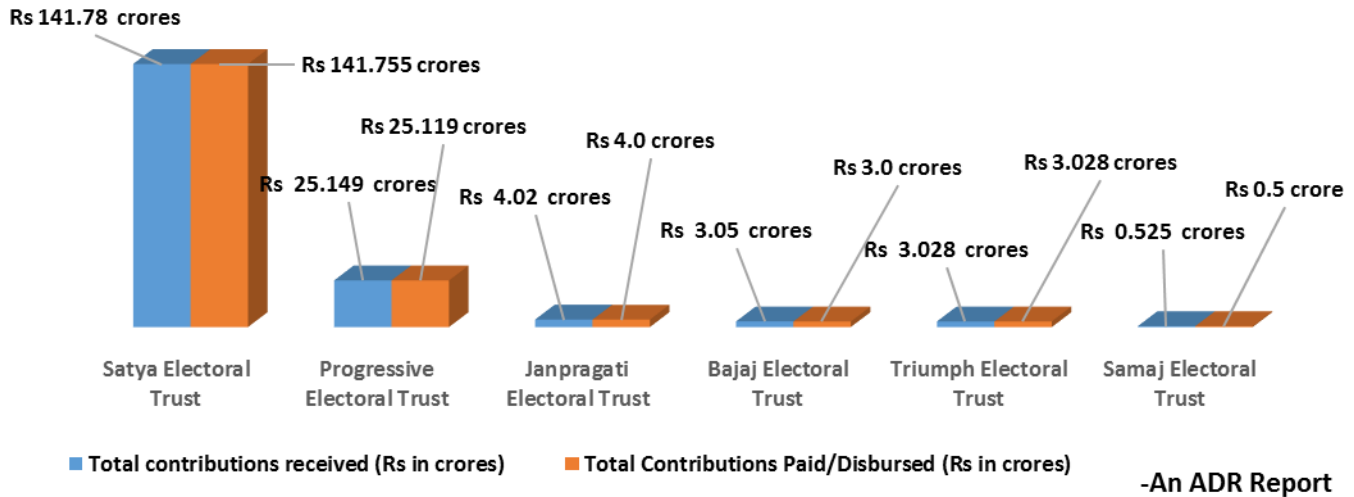
- The due date for submission of audit reports to the ECI by the Electoral Trusts for the FY 2014-15 was 30th November, 2015.
- Of the 15 Trusts which had submitted the reports, **Bhartiya Socialist Republican Electoral Trust** submitted its report on 17th December, 2015, **17 days after the due date** despite receiving no donations from Corporates/ individuals during FY 2014-15, **Progressive Electoral Trust** submitted it on 11th December, 2015, **11 days after the due date** and **Bajaj Electoral Trust** submitted its report on 7th December, 2015, **7 days after the due date.**

Electoral Trust	Date of submission	Total contributions received (Rs in crores)	Total Contributions Paid/Disbursed (Rs in crores)
Satya Electoral Trust	30-Sep-15	141.78	141.755
Progressive Electoral Trust	11-Dec-15	25.149	25.119
Janpragati Electoral Trust	29-Sep-15	4.02	4.0
Bajaj Electoral Trust	7-Dec-15	3.05	3.0
Triumph Electoral Trust	28-Sep-15	3.028	3.028
Samaj Electoral Trust	3-Sep-15	0.525	0.5
Harmony Electoral trust	28-Sep-15	0	0
Janata Nirvachak Electoral Trust	29-Sep-15	0	0
Janhit Electoral Trust	28-Sep-15	0	0
People's Electoral Trust	30-Sep-15	0	0
Pratinidhi Electoral Trust	30-Sep-15	0	0
Paribartan Electoral Trust	29-Sep-15	0	0
Gauri Welfare Association Electoral Trust	2-Nov-15	0	0
Swadeshi Electoral Trust	12-Oct-15	0	0
Bhartiya Socialist Republican Electoral Trust	17-Dec-15	0	0
Grand Total (Rs.)		Rs 177.55 crores	Rs 177.40 crores

4. Contributions received and disbursed by Electoral Trusts during FY 2014-15

- a. According to the rules formulated by the Central Government, Electoral Trusts are required to donate **95% of their total income to registered political parties in a financial year.**
- b. Satya Electoral Trust received the highest amount of **Rs 141.78 crores** from corporates and distributed **Rs 141.755 crores (99.98%) to various political parties.**
- c. Progressive Electoral Trust received the second highest amount of donations of **Rs 25.149 crores** from corporates and individuals and distributed **Rs 25.119 crores (99.88%) to various political parties.**
- d. Samaj Electoral Trust declared receiving the least amount of donations of **Rs 52.50 lakhs** of which **Rs 50 lakhs** was distributed to political parties during FY 2014-15.

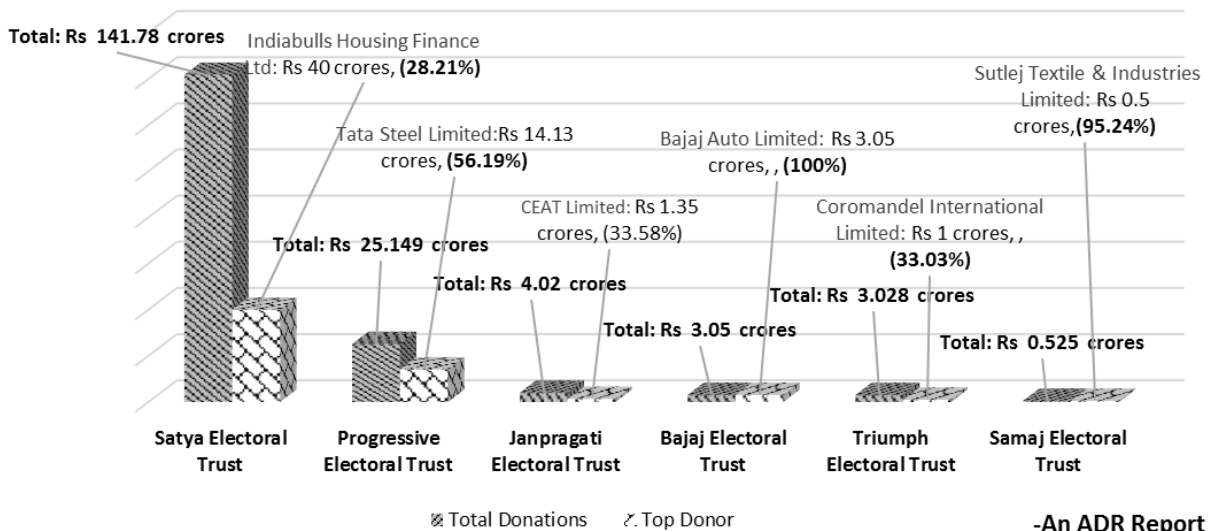
Total Contributions received and disbursed by Electoral Trust : FY- 2014-15



5. Contributions made by Corporates

- Indiabulls Housing Finance Ltd** contributed the maximum amount of Rs 40 crores which formed 22.53% of total donations to Satya Electoral Trust followed by DLF Ltd. which donated Rs 25.01 crores and constituted 14.08% of total donations.
- Tata Steel Limited** contributed the maximum amount of donated Rs 14.134 crores which formed 56.19% of total donations to Progressive Electoral Trust followed by **Tata Sons Limited** which donated Rs 4.74 crores and constituted 18.85% of total donations.
- Janpragati Electoral Trust** received maximum donations of Rs 1.35 crores from **CEAT Limited** which accounted for 33.58% of the total donations to the Trust followed by donations from **Zensar Technologies Limited** which donated Rs 1.34 crores and formed 33.33% of the total income of the Trust.

Top donors to Electoral Trust for Financial Year : 2014-15



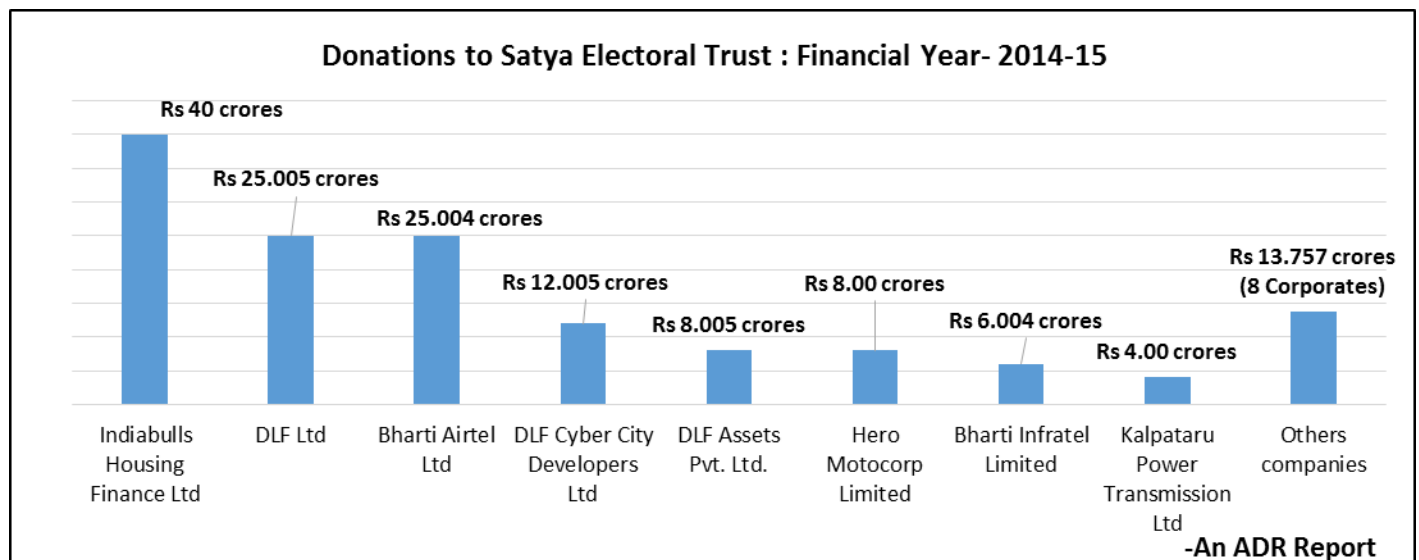
The details of contributions made by Corporates to Electoral Trusts during the Financial Year -2014-15

S.No	Name of the donor	Total Contributions made by the Company (Rs)	Amount of contribution made by the Company (Rs)	Electoral Trust to which the donations were made
1	Indiabulls Housing Finance Ltd	400,000,000	200,000,000	Satya Electoral Trust
			200,000,000	Satya Electoral Trust
2	DLF Ltd	250,050,000	250,050,000	Satya Electoral Trust
3	Bharti Airtel Ltd	250,040,000	250,000,000	Satya Electoral Trust
			40,000	Satya Electoral Trust
4	Tata Steel Limited	141,345,659	19,845,659	Progressive Electoral Trust
			56,000,000	Progressive Electoral Trust
			28,000,000	Progressive Electoral Trust
			37,500,000	Progressive Electoral Trust
5	DLF Cyber City Developers Ltd	120,050,000	120,050,000	Satya Electoral Trust
6	DLF Assets Pvt. Ltd.	80,050,000	80,050,000	Satya Electoral Trust
7	Hero Motocorp Limited	80,000,000	50,000,000	Satya Electoral Trust
			30,000,000	Satya Electoral Trust
8	Bharti Infratel Limited	60,040,000	40,000	Satya Electoral Trust
			10,000,000	Satya Electoral Trust
			50,000,000	Satya Electoral Trust
9	Tata Sons Limited	47,439,333	47,439,333	Progressive Electoral Trust
10	Kalpataru Power Transmission Ltd	40,000,000	40,000,000	Satya Electoral Trust
11	Bajaj Auto Limited	30,500,000	30,500,000	Bajaj Electoral Trust
12	GMMCO Ltd	20,015,000	20,000,000	Satya Electoral Trust
			15,000	Satya Electoral Trust
13	National Engineering Industries Ltd	20,015,000	20,000,000	Satya Electoral Trust
			15,000	Satya Electoral Trust
14	Jubilant Foodworks Ltd	25,000,000	25,000,000	Satya Electoral Trust
15	Orient Cement Ltd	20,000,000	20,000,000	Satya Electoral Trust
16	Tata Motors Limited	18,406,574	12,397,645	Progressive Electoral Trust
			4,000,000	Progressive Electoral Trust
			2,008,929	Progressive Electoral Trust
17	Gujrat Fluorochemicals Ltd	15,000,000	15,000,000	Satya Electoral Trust
18	Tata Chemicals Limited	14,946,399	9,946,399	Progressive Electoral Trust
			5,000,000	Progressive Electoral Trust
19	Tata Consultancy Services Limited	14,896,029	14,896,029	Progressive Electoral Trust
20	CEAT Limited	13,500,000	10,000,000	Janpragati Electoral Trust
			200,000	Janpragati Electoral Trust
			3,300,000	Janpragati Electoral Trust
21	Zensar Technologies Limited	13,400,000	10,000,000	Janpragati Electoral Trust
			3,400,000	Janpragati Electoral Trust
22	KEC International Limited	13,300,000	10,000,000	Janpragati Electoral Trust
			3,300,000	Janpragati Electoral Trust
23	Tata Global Beverages Limited	12,397,645	12,397,645	Progressive Electoral Trust
24	JK Lakshmi Cement Ltd	11,015,000	11,015,000	Satya Electoral Trust
25	Coromandel International Limited	10,000,000	10,000,000	Triumph Electoral Trust
26	Dhunseri Petrochem & Tea Ltd	10,000,000	10,000,000	Satya Electoral Trust

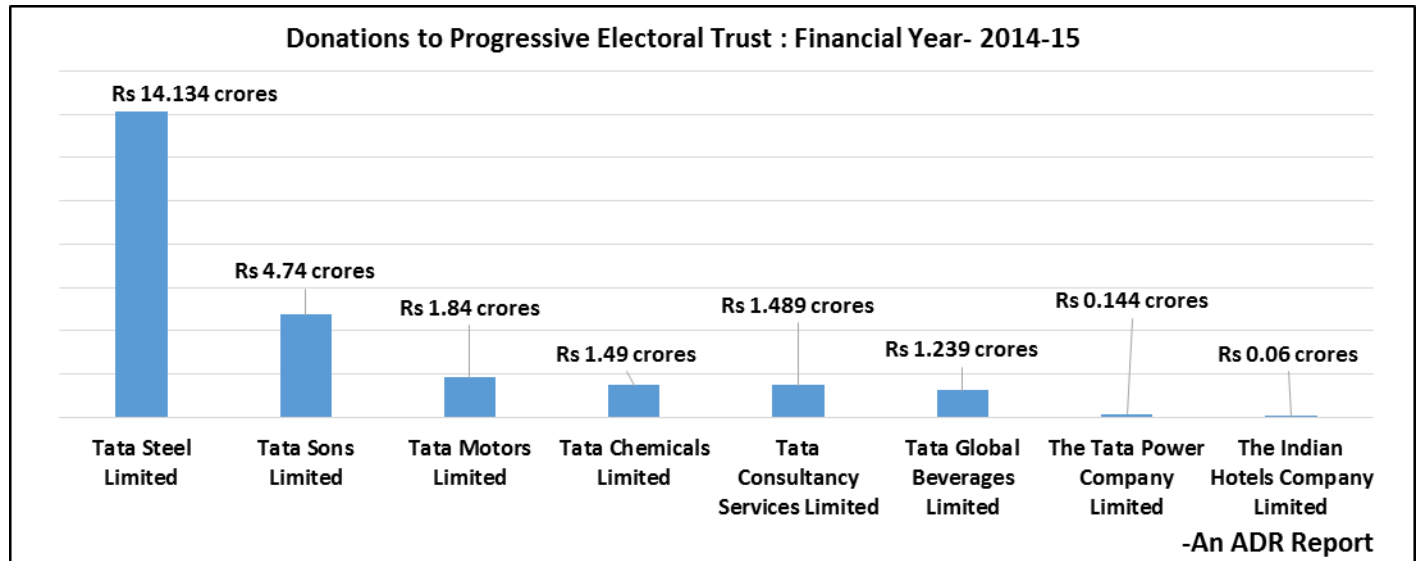
The details of contributions made by Corporates to Electoral Trusts during the Financial Year -2014-15

S.No	Name of the donor	Total Contributions made by the Company (Rs)	Amount of contribution made by the Company (Rs)	Electoral Trust to which the donations were made
27	Tube Investments of India Limited	10,000,000	5,000,000	Triumph Electoral Trust
			5,000,000	Triumph Electoral Trust
28	Cholamandalam Investment and Finance Company Limited	5,000,000	5,000,000	Triumph Electoral Trust
29	Inox Ledger Ltd	5,000,000	5,000,000	Satya Electoral Trust
30	Sutlej Textile & Industries Limited	5,000,000	5,000,000	Samaj Electoral Trust
31	JK Fenner India Ltd	4,010,000	4,010,000	Satya Electoral Trust
32	The Tata Power Company Limited	1,447,632	612,811	Progressive Electoral Trust
			500,000	Progressive Electoral Trust
			334,821	Progressive Electoral Trust
33	JK Tyre & Industries Ltd	7,515,000	5,000,000	Satya Electoral Trust
			2,515,000	Satya Electoral Trust
34	Carborundum Universal Limited	5,285,000	5,000,000	Triumph Electoral Trust
			285,000	Triumph Electoral Trust
35	The Indian Hotels Company Limited	612,811	612,811	Progressive Electoral Trust
36	M/s Ronson Traders Limited	150,000	150,000	Samaj Electoral Trust
37	Yashovardhan Investment & Trading Co. Limited	100,000	100,000	Samaj Electoral Trust
Grand Total- (Rs.)		Rs 177,55,27,082 (Rs 177.55 crores)		

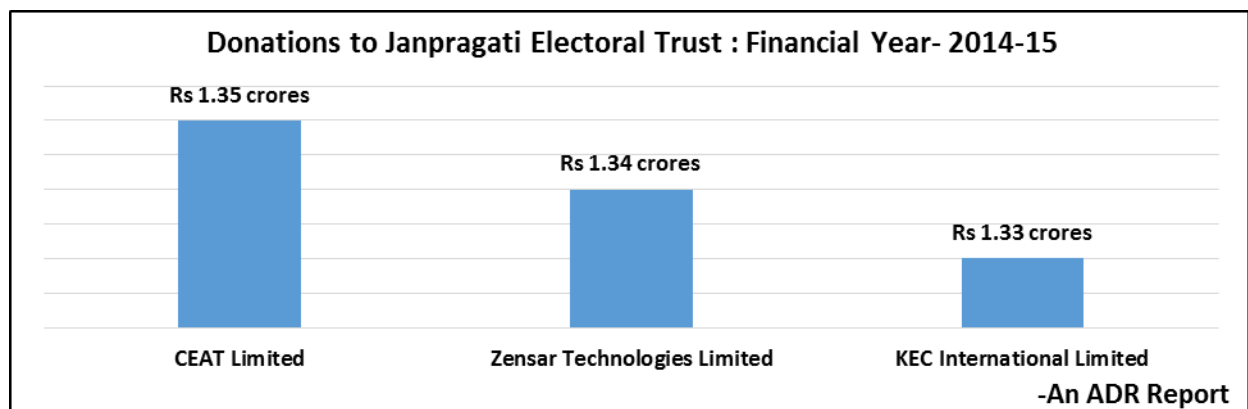
Donations to Satya Electoral Trust: FY- 2014-15



Donations to Progressive Electoral Trust: FY- 2014-15



Donations to Janpragati Electoral Trust: FY- 2014-15



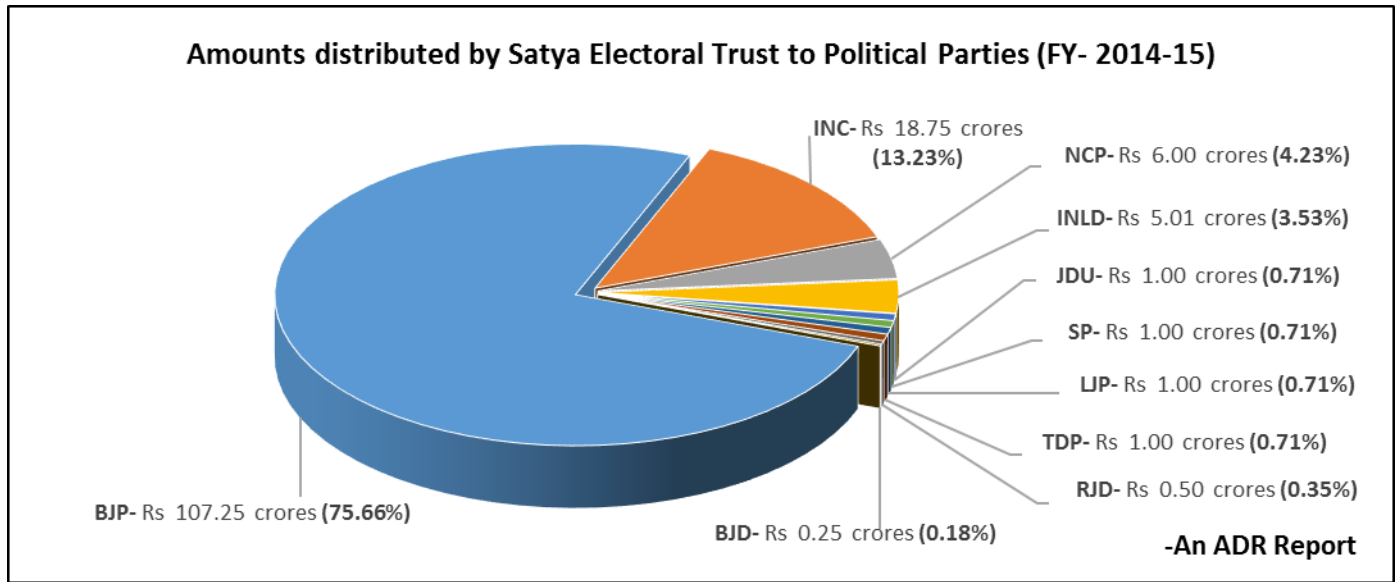
6. Donations made by the Electoral Trusts to Political Parties

- a. **BJP, INC, NCP and CPM** were the four **National Parties** to which the six Electoral Trusts made contributions during FY 2014-15.
- b. **CPM received a total of Rs 2.35 lakhs from Triumph Electoral Trust during FY 2014-15 but the party did not declare the same in its donations report to the ECI.**
- c. Triumph Electoral Trust donated **Rs 2 lakhs, Rs 25,000 and Rs 10,000** separately to CPM, on 16th April, 2014 by cheque. A copy of the scanned receipt was attached with the report submitted by the Trust.
- d. **BJP** was the recipient of the **maximum amount of Rs 111.35 crores** from **3** Electoral Trusts followed by **INC** with **Rs 31.658 crores** from **3** Electoral Trusts. It is to be noted the these donations were given by the same 3 Electoral Trusts: Satya Electoral Trust, Progressive Electoral Trust and Triumph Electoral Trust
- e. The six Electoral Trusts made contributions to 15 recognized regional parties which include BJD, INLD and AAP among others. Total donations received by the regional parties from **Electoral Trusts** was **Rs 27.58 crores**.

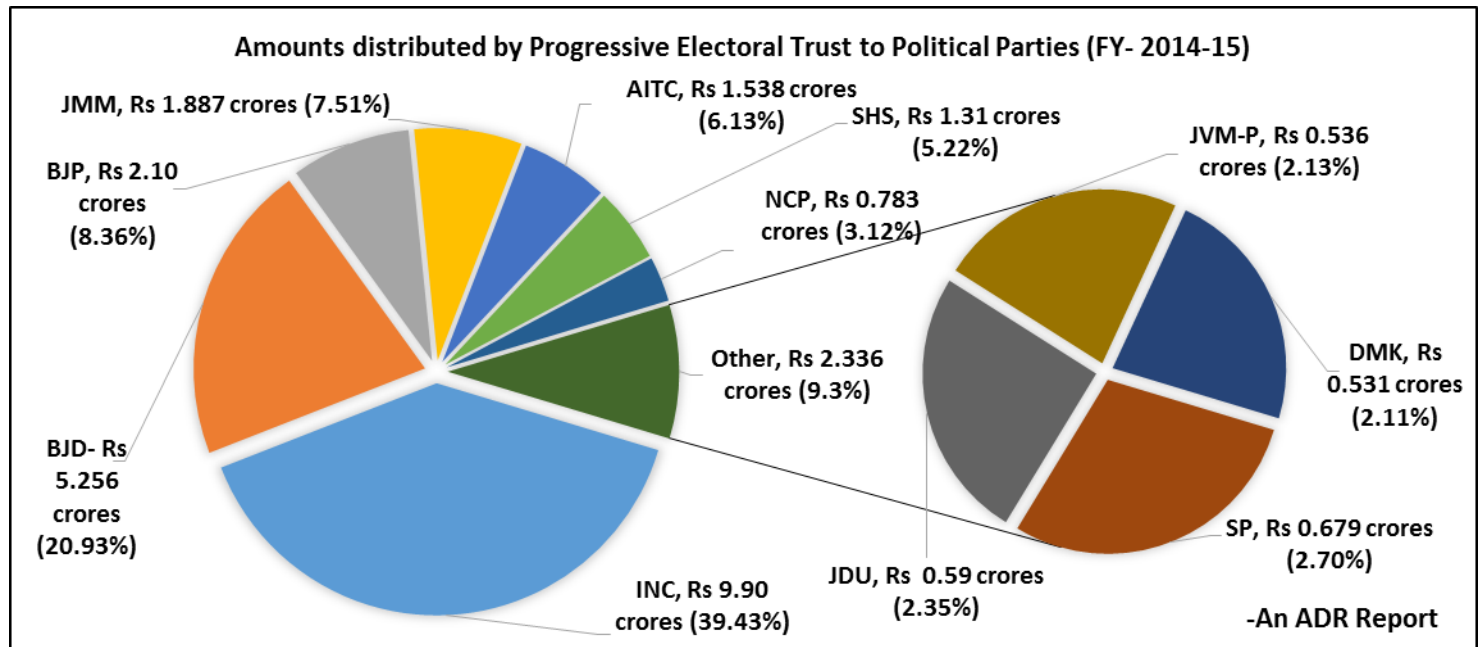
- f. **DMK has not declared its donation of Rs 53 lakhs from Progressive Electoral Trust in its donations report to the ECI.**
- g. **Among the top recipients, BJD received Rs 5.51 crores** from 2 Electoral Trusts (Progressive Electoral Trust and Satya Electoral Trust) and **INLD received Rs 5 crores** from 1 Electoral Trust (Satya Electoral Trust).
- h. It is to be noted that the audit reports of **INLD, RJD, JKPD and JKNC** are not available with the ECI for FY 2014-15

Party	Total Donations disbursed by Electoral Trusts to political parties - FY 2014-15 (Rs. in crores)						Grand Total
	Bajaj ET	Janpragati ET	Progressive ET	Samaj ET	Satya ET	Triumph ET	
Donations received by National Parties from Trusts							
BJP	0	0	2.1	0	107.25	2	Rs 111.35 crores
INC	0	3.00	9.903	0	18.75	0.005	Rs 31.658 crores
NCP	0	0	0.783	0	6	0	Rs 6.783 crores
CPM	0	0	0	0	0	0.023	Rs 0.023 crores
Total	Rs 0	Rs 3 crores	Rs 12.786 crores	Rs 0	Rs 132 crores	Rs 2.028 crores	Rs 149.814 crores
Donations received by Regional Parties from Trusts							
BJD	0	0	5.256	0	0.25	0	Rs 5.506 crores
INLD	0	0	0	0	5.005	0	Rs 5.005 crores
AAP	3	0	0	0	0	0	Rs 3.00 crores
SHS	0	1.00	1.31	0	0	0	Rs 2.31 crores
TDP	0	0	0	0	1	1.00	Rs 2.00 crores
JMM	0	0	1.887	0	0	0	Rs 1.887 crores
SP	0	0	0.679	0	1	0	Rs 1.679 crores
JDU	0	0	0.59	0	1	0	Rs 1.59 crores
AITC	0	0	1.538	0	0	0	Rs 1.538 crores
LJP	0	0	0	0	1	0	Rs 1.00 crores
JVM-P	0	0	0.536	0	0	0	Rs 0.536 crores
DMK	0	0	0.53	0	0	0	Rs 0.53 crores
RJD	0	0	0	0	0.5	0	Rs 0.50 crores
JKPD	0	0	0	0.25	0	0	Rs 0.25 crores
JKNC	0	0	0	0.25	0	0	Rs 0.25 crores
Total	Rs 3 crores	Rs 1 crore	Rs 12.326 crores	Rs 0.5 crores	Rs 9.76 crores	Rs 1.00 crores	Rs 27.581 crores
Grand Total	Rs 3 crores	Rs 4 crores	Rs 25.11 crores	Rs 0.5 crores	Rs 141.76 crores	Rs 3.03 crores	Rs 177.40 crores

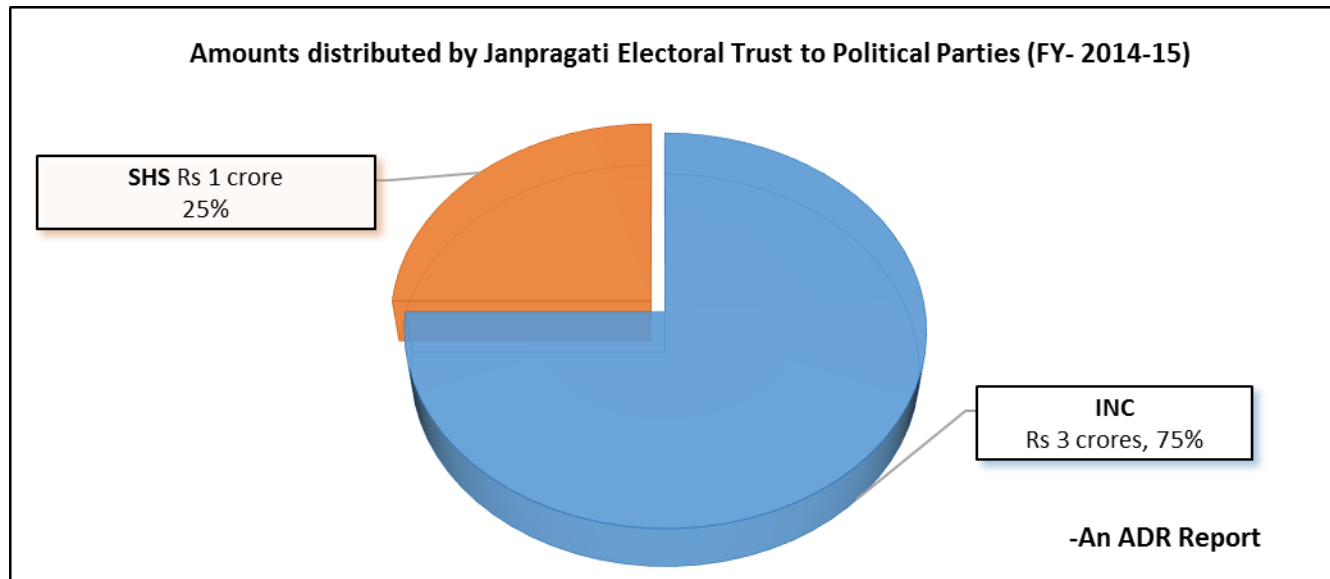
Satya Electoral Trust: Financial Year- 2014-15



Progressive Electoral Trust: Financial Year- 2014-15



Janpragati Electoral Trust: Financial Year- 2014-15



Disclaimer

The data analysed in this report is based on the Contribution Report submitted by the Electoral Trusts to the Election Commission of India and can be accessed from: http://eci.nic.in/eci_main1/PolPar/electoral_trust_2014-15.aspx

For the notification by ECI to all Electoral Trusts approved by the CBDT, kindly refer to: http://eci.nic.in/eci_main1/PolPar/ElectoralTrust_06062014.pdf

For other research reports analyzing finances of political parties, kindly refer to: <http://adrindia.org/research-and-report/political-party-watch>

For a copy of the report analyzing the donations received by Electoral Trusts during FY 2013-14, kindly refer to: <http://adrindia.org/research-and-report/political-party-watch/combined-reports/2015/analysis-contributions-declared>

Contacts

Media and Journalist Helpline +91 80103 94248 Email: adr@adrindia.org	Maj Gen Anil Verma (Retd.) Head National Election Watch and Association for Democratic Reforms +91 8826479910 anilverma@adrindia.org	Prof Jagdeep Chhokar IIM Ahmedabad (Retd) Founder Member National Election Watch, Association for Democratic Reforms +919999620944 jchhokar@gmail.com	Prof Trilochan Sastry IIM Bangalore Founder Member, National Election Watch, Association for Democratic Reforms +919448353285, trilochans@iimb.ernet.in
---	--	---	---

Annexure – 1

Complete list of donors to Satya Electoral Trust during FY 2014-15

S. No	Name of donor	Complete address of donor	PAN (YES/NO)	Total Contribution by donor (Rs.)	Contribution made by company (Rs.)	Date	Mode of contribution
1	Indiabulls Housing Finance Ltd	M 62, 63, 1st Floor, Connaught Place, New Delhi- 110 001	YES	400,000,000 (Rs 40 crores)	200,000,000	30- 09-2014	119483, HDFC Bank, KG Marg, New Delhi
		M 62, 63, 1st Floor, Connaught Place, New Delhi- 110 001	YES		200,000,000	06- 10-2014	119825, HDFC Bank, KG Marg, New Delhi
2	DLF Ltd	DLF Centre, Sansad Marg, New Delhi- 110 001	YES	250,050,000 (Rs 25 crores)	250,050,000	26- 09-2014	228166, ICICI Bank, 9A, Phelps Building, Connaught Place, New Delhi
3	Bharti Airtel Ltd	Bharti Crescent 1, Nelson Mandela Marg, Vasant Kunj, Phase-II, New Delhi- 110070	YES	250,040,000 (Rs 25 crores)	250,000,000	07- 04-2014	133120, Deutsche Bank, KG Marg, New Delhi
		Bharti Crescent 1, Nelson Mandela Marg, Vasant Kunj, Phase-II, New Delhi- 110070	YES		40,000	07- 04- 2014	133121, Deutsche Bank, KG Marg, New Delhi
4	DLF Cyber City Developers Ltd	10th Floor, Gateway Tower, DLF City, Phase-III, Gurgaon- 122002	YES	120,050,000 (Rs 12 crores)	120,050,000	07- 04-2014	206272, ICICI Bank, 9A, Phelps Building, Connaught Place, New Delhi
5	DLF Assets Pvt. Ltd.	1E Jhandewalan Extn, Naaz Cinema Complex, New Delhi- 110055	YES	80,050,000 (Rs 8 crores)	80,050,000	07- 04-2014	036639, ICICI Bank, DLF Phase-III, Gurgaon
6	Hero Motocorp Limited	34 Community Centre, Basant Lok Vasant Vihar, New Delhi- 110 057	YES	80,000,000 (Rs 8 crores)	50,000,000	14- 04-2014	049818, HDFC Bank, KG Marg, New Delhi
		34, Community Centre, Basant Lok, Vasant Vihar, New Delhi- 110 057	YES		30,000,000	13- 10-2014	0523675, HDFC Bank, KG Marg, New Delhi
7	Bharti Infratel Limited	901 Park Centre, 9th Floor, Sector-30, NH-8, Gurgaon, Haryana- 122 001	YES	60,040,000 (Rs 6 crores))	40,000	07- 04 -2014	063981, HDFC Bank, KG Marg, New Delhi
		901 Park Centre, 9th Floor, Sector- 30, NH-8, Gurgaon, Haryana- 122001	YES		10,000,000	29- 04 -2014	063982, HDFC Bank, KG, Marg, New Delhi
		901 Park Centre, 9th Floor, Sector-30, NH-	YES		50,000,000	08- 04- 2014	063980, HDFC Bank, KG Marg, New Delhi

S. No	Name of donor	Complete address of donor	PAN (YES/NO)	Total Contribution by donor (Rs.)	Contribution made by company (Rs.)	Date	Mode of contribution
		8, Gurgaon, Haryana-122 001					
8	Kalpataru Power Transmission Ltd	101, Part-III, GIDC Estate, Sector 28, Gandhi Nagar-382028, Gujarat	YES	40,000,000 (Rs 4 crores)	40,000,000	22- 04-2014	804453, HDFC Bank, Navrang Pura,Ahmedabad
9	Jubilant Foodworks Ltd	B-214 Phase-II, Distt Gautam Budh Nagar, Noida- 201305, UP-India	YES	25,000,000 (Rs 2.50 crores)	25,000,000	01- 04-2014	837545 IDBI Bank, KG Marg, New Delhi
10	GMMCO Ltd	No. 9 GST Road, St. Thomas Mount Chennai- 600 016	YES	20,015,000 (Rs 2 crores)	20,000,000	09- 04-2014	063202 HDFC Bank, Anna Salai, Chennai-600 002
		No. 9 GST Road, St. Thomas Mount Chennai- 600 016	YES		15,000	09- 04-2014	063203 HDFC Bank, Anna Salai, Chennai-600 002
11	National Engineering Industries Ltd	Khatipura Road, Jaipur - 302 006	YES	20,015,000 (Rs 2 crores)	20,000,000	03- 04-2014	042519, IDBI Bank, Prithviraj Road Scheme, Jaipur- 302 001
		Khatipura Road, Jaipur - 302 006	YES		15,000	03- 04-2014	042521, IDBI Bank, Prithviraj Road Scheme, Jaipur- 302 001
12	Orient Cement Ltd	Birla Tower, 3rd Floor, 25 Barakhamba Road, New Delhi- 110 001	YES	20,000,000 (Rs 2 crores)	20,000,000	04- 04-2014	000078 HDFC Bank, KG Marg New Delhi
13	Gujrat Fluorochemicals Ltd	Survey No. 16/3, 26-27 Ranjeet Nagar, Taluka Ghogamba, District, Panchmahal, 389380, Gujarat	YES	15,000,000 (Rs 1.50 crores)	15,000,000	29- 04-2014	060978, HDFC Bank, IPCL, Dahej,Gujarat
14	JK Lakshmi Cement Ltd	Nehru House 4 Bahadurshah Zafar Marg, New Delhi	YES	11,015,000 (Rs 1.10 crores)	11,015,000	05- 04-2014	133451, IDBI Bank, RED Cross Road, New Delhi
15	Dhunseri Petrochem & Tea Ltd	4A, Woodburn Park. Kolkata- 700 020	YES	10,000,000 (Rs 1 crores)	10,000,000	31- 03-2014	146212, IDBI Bank, Park Street,Kolkata
16	Inox Ledger Ltd	ABS Tower Old Padra Road,Vadodara- 390 007, Gujarat	YES	5,000,000 (Rs 0.50 crores)	5,000,000	05- 05-2014	069705, Axis Bank, Napeansea Road, Mumbai
17	JK Fenner India Ltd	Khivraj Complex, 5th Floor, 480 Anna Salai Chennai- 600 035	YES	4,010,000 (Rs .040 crores)	4,010,000	04- 04-2014	267637, IDBI Bank, Madurai

S. No	Name of donor	Complete address of donor	PAN (YES/NO)	Total Contribution by donor (Rs.)	Contribution made by company (Rs.)	Date	Mode of contribution
18	JK Tyre & Industries Ltd	3 Bahadurshah Zafar Marg, New Delhi- 110 002	YES	7,515,000 (Rs 0.75 crores)	5,000,000	07- 04-2014	338641, IDBI Bank, RED Cross Road, New Delhi
		3 Bahadurshah Zafar Marg, New Delhi- 110 002	YES		2,515,000	07- 04-2014	338642, IDBI Bank, RED Cross Road, New Delhi
Total Contributions (Rs.)				Rs 141,78,00,000 (Rs 141.78 crores)			

Complete list of donors to Progressive Electoral Trust during FY 2014-15

S.No	Name of donor	Complete address of donor	PAN (YES/NO)	Total Contribution by donor (Rs.)	Contribution made by company (Rs.)	Date	Mode of contribution	
1	Tata Steel Limited	One Forbes, 6th Floor, 1, Dr. V.B. Gandhi Marg, Fort, Mumbai 400 001	YES	141,345,659 (Rs 14.13 crores)	19,845,659	10- 4- 14/ 20- 5- 14	RTGS, State Bank of India	
		One Forbes, 6th Floor, 1, Dr. V.B. Gandhi Marg, Fort, Mumbai 400 001	YES			56,000,000		RTGS, State Bank of India
		One Forbes, 6th Floor, 1, Dr. V.B. Gandhi Marg, Fort, Mumbai 400 001	YES			28,000,000	19. 1. 15	RTGS, State Bank of India
		One Forbes, 6th Floor, 1, Dr. V.B. Gandhi Marg, Fort, Mumbai 400 001	YES			37,500,000	10. 11. 14/ 19. 1. 15	RTGS, State Bank of India
2	Tata Sons Limited	Bombay Houses, 24, Homi Mody Street, Mumbai-400 001	YES	47,439,333 (Rs 4.74 crores)	47,439,333	11- 4- 14/ 21- 5- 14	RTGS, BNP Paribas	
3	Tata Motors Limited	Bombay Houses, 24, Homi Mody Street, Mumbai-400 001	YES	18,406,574 (Rs 1.84 crores)	12,397,645	10- 4- 14/ 21- 5- 14	RTGS, HDFC Bank	
		Bombay Houses, 24, Homi Mody Street, Mumbai- 400 001	YES			4,000,000	5. 11. 14	NEFT, HDFC Bank
		Bombay Houses, 24, Homi Mody Street, Mumbai- 400 001	YES			2,008,929	11. 11. 14/ 20.1. 15	RTGS, HDFC Bank
4	Tata Chemicals Limited	Bombay Houses, 24, Homi Mody Street, Mumbai-400 001	YES	14,946,399 (Rs 1.49 crores)	9,946,399	10- 4- 14/ 11-4-14/ 21- 5- 14	NEFT, Central Bank of India	

S.No	Name of donor	Complete address of donor	PAN (YES/NO)	Total Contribution by donor (Rs.)	Contribution made by company (Rs.)	Date	Mode of contribution
		Bombay Houses, 24, Homi Mody Street, Mumbai- 400 001	YES		5,000,000	13. 11. 14	NEFT, Central Bank of India
5	Tata Consultancy Services Limited	11th Floor, Air India Building, Nariman Point, Mumbai 400 021	YES	14,896,029 (Rs 1.48 crores)	14,896,029	11- 4- 14/ 21- 5- 14	RTGS, State Bank of India
6	Tata Global Beverages Limited	Botawala Building, 1ST Floor, Horniman Circle, Fort, Mumbai- 400 001	YES	12,397,645 (Rs 1.23 crores)	12,397,645	11- 4- 14/ 15-4- 14/ 21- 5- 14	RTGS, The Hongkong and Shanghai Banking Corpn
7	The Tata Power Company Limited	Bombay Houses, 24, Homi Mody Street, Mumbai-400 001	YES	1,447,632 (Rs 0.14 crores)	612,811	10- 4- 14/ 21- 5- 14	RTGS, HDFC Bank
		Bombay Houses, 24, Homi Mody Street, Mumbai- 400 001	YES		500,000	13. 11. 14	RTGS, HDFC Bank
		Bombay Houses, 24, Homi Mody Street, Mumbai- 400 001	YES		334,821	13. 11. 14	RTGS, HDFC Bank
8	The Indian Hotels Company Limited	Mandlik Houses, 3rd Floor, Mandlik Road, Colaba, Mumbai 400 001	YES	612,811 (Rs 0.06 crores)	612,811	11- 4- 14/ 20- 5- 14	RTGS, The Hongkong and Shanghai Banking Corpn
Total Contributions (Rs.)				Rs 25,14,92,082 (Rs 25.149 crores)			

Complete list of donors to Janpragati Electoral Trust during FY 2014-15

S.No	Name of donor	Complete address of donor	PAN (YES/NO)	Total Contribution by donor (Rs.)	Contribution made by company (Rs.)	Date	Mode of contribution
1	CEAT Limited	CEAT Limited, RPG House, 463, Dr. Annie Besant Road, Worli. Mumbai- 400 030	YES	13,500,000 (Rs 1.35 crores)	10,000,000	12- 04 -2014	RTGS , ICICI Bank, Backbay Reclamation
		CEAT Limited, RPG House, 463, Dr. Annie Besant Road, Worli. Mumbai- 400 030	YES		200,000	26 -05-2014	Cheque No-102151, ICICI Bank, Backbay Reclamation
		CEAT Limited, RPG House, 463, Dr. Annie Besant Road, Worli. Mumbai- 400 030	YES		3,300,000	29- 09-2014	RTGS, ICICI Bank, Backbay Reclamation
2	Zensar Technologies Limited	Zensar Knowledge Park, Plot No. 4, MIDC Kharadi, Off Nagar Road, Pune 411 014	YES	13,400,000 (Rs 1.34 crores)	10,000,000	12- 04 -2014	RTGS, The Royal Bank of Scotland, India

S.No	Name of donor	Complete address of donor	PAN (YES/NO)	Total Contribution by donor (Rs.)	Contribution made by company (Rs.)	Date	Mode of contribution
		Zensar Knowledge Park, Plot No. 4, MIDC Kharadi, Off Nagar Road, Pune 411 014	YES		3,400,000	29- 09-2014	RTGS, The Royal Bank of Scotland, India
3	KEC International Limited	CEAT Mahal, 1st Floor, 463, Dr. Annie Besant Road, Worli Mumbai-400 030	YES	13,300,000 (RS 1.33 crores)	10,000,000	12- 04 -2014	Cheque No-019302, ICICI Bank, Vikhroli
		CEAT Mahal, 1st Floor, 463, Dr. Annie Besant Road, Worli Mumbai-400 030	YES		3,300,000	29- 09-2014	RTGS, ICICI Bank, Vikhroli
Total Contributions (Rs.)				Rs 4,02,00,000 (Rs 4.02 crores)			

Complete list of donors to Bajaj Electoral Trust during FY 2014-15

S.No	Name of donor	Complete address of donor	PAN (YES/NO)	Total Contribution by donor (Rs.)	Contribution made by company (Rs.)	Date	Mode of contribution
1	Bajaj Auto Limited	Bajaj Auto Complex, Mumbai Pune Road, Akurdi, Pune- 411035	YES	30,500,000 (Rs 3.05 crores)	30,500,000	22/04/14	Cheque, City Bank

Complete list of donors to Triumph Electoral Trust during FY 2014-15

S.No	Name of donor	Complete address of donor	PAN (YES/NO)	Total Contribution by donor (Rs.)	Contribution made by company (Rs.)	Date	Mode of contribution
1	Coromandel International Limited	Not given	YES	10,000,000 (Rs 1 crores)	10,000,000	11- 04-2014	NEFT, HDFC Bank, ITC Centre, Anna Salai
2	Tube Investments of India Limited	Not given	YES	10,000,000 (Rs 1 crores)	5,000,000	11- 04-2014	NEFT, HDFC Bank, ITC Centre, Anna Salai
		Not given	YES		5,000,000	11- 04-2014	NEFT, HDFC Bank, ITC Centre, Anna Salai
3	Carborundum Universal Limited	Not given	YES	5,285,000 (Rs 0.52 crores)	5,000,000	11- 04-2014	NEFT, HDFC Bank, ITC Centre, Anna Salai
		Not given	YES		285,000	11- 04-2014	NEFT, HDFC Bank, ITC Centre, Anna Salai
4	Cholamandalam Investment and Finance Company Limited	Not given	YES	5,000,000 (Rs 0.50 crores)	5,000,000	11- 04-2014	NEFT, HDFC Bank, ITC Centre, Anna Salai
Total Contributions (Rs.)				Rs 3,02,85,000 (Rs 3.02 crores)			

Complete list of donors to Samaj Electoral Trust during FY 2014-15

S.No	Name of donor	Complete address of donor	PAN (YES/NO)	Total Contribution by donor (Rs.)	Contribution made by company (Rs.)	Date	Mode of contribution
1	Sutlej Textile & Industries Limited	Panchpahar Road, Bhawanimandi-326502 (Rajasthan)	YES	5,000,000	5,000,000	5/12/2014	UTR No. SBBJR520141205005 27211, State Bank of Bikaner & Jaipur
2	M/s Ronson Traders Limited	9/1, R.N. Mukherjee Road, Kolkata-700001 (West Bengal)	YES	150,000	150,000	10/3/2015	90837, State Bank of India, Commercial Branch, Kolkata
3	Yashovardhan Investment & Trading Co. Limited	9/1, R.N. Mukherjee Road, Kolkata-700001 (West Bengal)	YES	100,000	100,000	10/3/2015	134200, State Bank of Mysore, Bentinck Street Branch, Kolkata
Total Contributions (Rs.)				Rs 52,50,000 (Rs 0.52 crores)			