

Press Release

Lok Sabha Elections 2019

Analysis of Vote Share and Margin of Victory of Winners

Association for Democratic Reforms

T-95, C.L. House, 2nd Floor,
Near Gulmohar Commercial Complex
Gautam Nagar,
New Delhi-110 049
Phone: +91-011-4165-4200
Fax : +91-11-46094248
Email : adr@adrindia.org

To report any electoral violations and malpractices during elections download the Election Watch Reporter (Android App)

https://play.google.com/store/apps/details?id=com.webrosoft.election_watch_reporter

Contents

Summary and Highlights	3
Vote Share of Winner	5
Margin of Victory for Winners	12
Performance of Women Winners in Lok Sabha Elections, 2019	17
Performance of Re-elected Winners in Lok Sabha Elections, 2019	19
Details of NOTA	20
Vote Share and Margin of Victory of Winners in Lok Sabha Elections	22
Contact Details	95
DISCLAIMER	95

Summary and Highlights

ADR and National Election Watch (NEW) have analysed the vote share for the 542 constituencies in the Lok Sabha Elections, 2019, as elections for Vellore constituency got cancelled.

Vote Share of Winners

- The winners of the Lok Sabha Elections, 2019 won by an average of 52.7 % of total votes polled.
- **341(63%)** winners won with 50% and above of the total votes polled in their constituency.
- **201(37%)** winners won with less than 50% of the total votes polled in their constituency.
- Out of 303 winners of **BJP**, **79(26%)** won with less than 50 % of total votes polled in their constituencies. **34(65%)** out of 52 winners **from INC**; **4(17%)** out of 23 winners from **DMK**; **16(73%)** out of 22 winners from **AITC** and **9(41%)** out of 22 winners from **YSRCP** have won with less than 50% of total votes polled in their constituency.
- **132(57%)** out of 233 winners analysed with declared criminal cases have won with a vote share of **50% and above**.
- **313(66%)** out of 475 crorepati winners analysed have won with a vote share of **50% and above**.

Margin of Victory

- 7 winners have won with margin of victory of less than 2000 votes.
- 3 winners have won with more than 50% of margin of victory.

Winners with Declared Criminal Cases and their Margin of Victory:

1. **115** out of 233 winners with declared criminal cases have won against a runner up with a clean background.
2. Among these 115 winners, 6 winners have won with more than 40% margin of victory.
3. Among these, Mr. C R Patil (BJP) from Navsari constituency in Gujarat won with 52.7 % margin of victory.
4. There are 115 winners with a clean background who have won against a runner up with declared criminal cases. Out of these 115 winners, 7 have won with more than 40 % margin of victory.

Crorepati Winners and their Margin of Victory:

1. 54 out of 475 crorepati winners have won against a non-crorepati runners up.
2. Among these 54 winners, 5 winners have won with more than 30 % margin of victory.

3. Among these, Mr. Chandra Prakash Joshi (BJP) from Chittorgarh constituency in Rajasthan won with 39.5% margin of victory.
4. There are 48 non-crorepati winners who have won against crorepati runners up. 21 of them have won with more than 50% of vote share.

Performance of Women Winners

- Among the 542 winners, 78 are women.
- Among the women winners, Darshana Vikram Jardosh (BJP) from Surat Constituency in Gujarat has won with the highest vote share, i.e. 74.47 % in her constituency and 51.3% of margin of victory.

Performance of Re-elected Winners

- Out of total 225 re-elected winners **160(71%)** have won with more than 50% of vote share.
- **28** re-elected winners have won with less than 5% of margin of victory whereas 15 have won with more than 40% of margin of victory.

NOTA

- The NOTA button instated by the ECI in 2013 gave the voters an options of rejecting all the candidates in their constituency. Out of 61,31,33,300 votes polled in Lok Sabha, 2019, **65,14,558 (1.06%)** were polled for NOTA. Out of 55,38,02,946 votes polled in Lok Sabha, 2014, **60,02,942 (1.08%)** were polled for NOTA.

Vote Share of Winner

The percentage of vote share was calculated by dividing the votes polled for the winner by the total number of valid votes polled. The value of vote share represents votes won by the winning candidates among the total number of valid votes polled.

$$\text{Votes Share} = \frac{(\text{Total Votes Polled for Winner})}{(\text{Total No. of Valid Votes Polled})}$$

The winners of the Lok Sabha Elections, 2019 won by an average of 52.7 % of total votes polled.

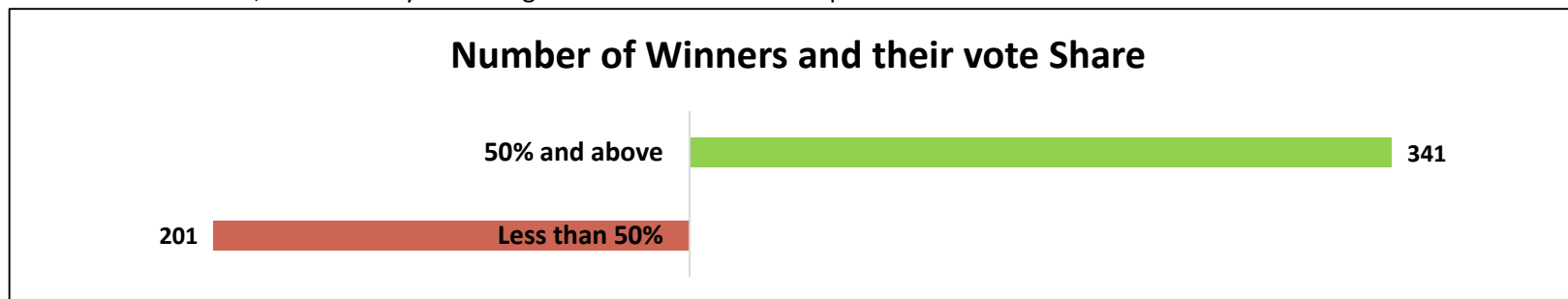


Figure: No. of Winners- Vote Share

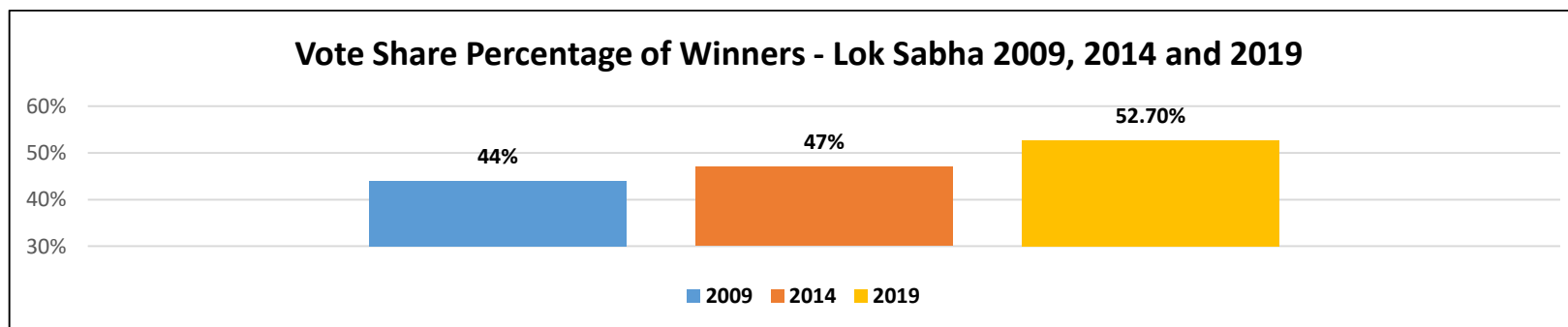


Figure: Vote Share Percentage of Winners- Lok Sabha 2009, 2014 and 2019

Winners with highest vote share: **341(63%)** winners won with 50% and above of the total votes polled in their constituency. The top 3 winners who have attained the highest vote share during the Lok Sabha Elections,2019 are given below:

S.No	State	Constituency	Total Votes Polled in 2019	Winner	Party	Gender	Votes Polled for Winner	Vote Share % Winner
1	Gujarat	Surat	1068412	Darshana Vikram Jardosh	Bharatiya Janata Party	Female	795651	74.47%
2	Gujarat	Navsari	1308018	C. R. Patil	Bharatiya Janata Party	Male	972739	74.37%
3	Gujarat	Vadodara	1222348	RANJANBEN BHATT	Bharatiya Janata Party	Female	883719	72.30%

Table: Winners with the highest vote share

Winners with Least Vote Share: **201 (37%)** winners won with less than 50% of the total votes polled in their constituency. The top 3 winners who have attained the least vote share during the Lok Sabha Elections,2019 are given below:

S.No	State	Constituency	Total Votes Polled in 2019	Winner	Party	Votes Polled for Winner	Vote Share % Winner
1	Jammu & Kashmir	Baramulla	455550	MOHAMMAD AKBAR LONE	Jammu & Kashmir National Conference	133426	29.29%
2	Jammu & Kashmir	Anantnag	124896	HASNAIN MASOODI	Jammu & Kashmir National Conference	40180	32.17%
3	MAHARASHTRA	Aurangabad	1198221	Imtiaz Jaleel Syed	All India Majlis-E-Ittehadul Muslimeen	389042	32.47%

Table: Winners with least vote share

Party Wise Vote Share

Party Wise Vote Share Percentage

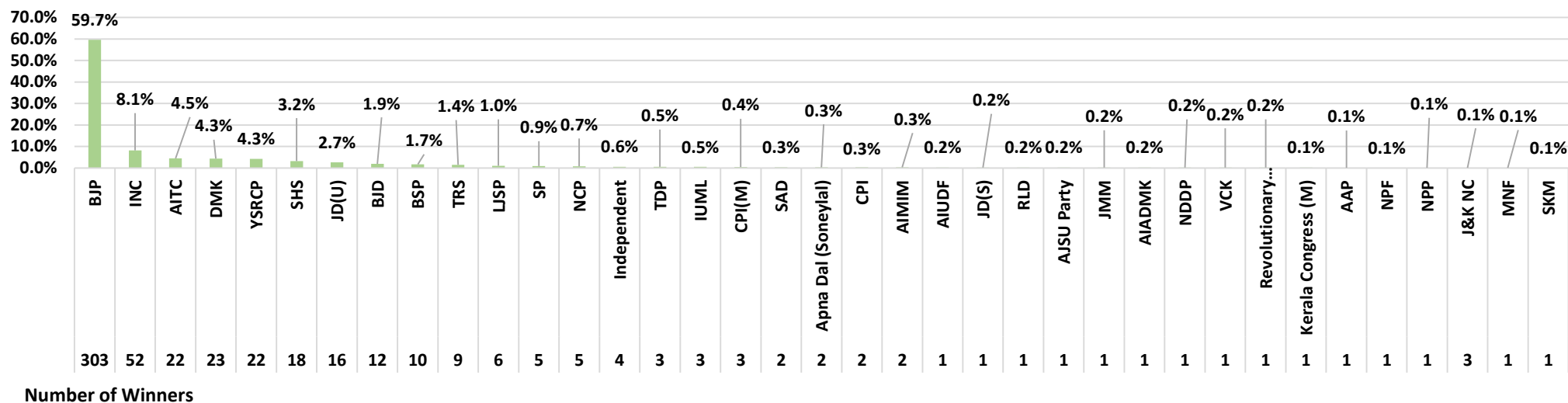


Figure: Party Wise Vote Share Percentage

Party	2019		2014	
	Number of Winners	Vote Share %	Number of Winners	Vote Share %
Aam Aadmi Party	1	0.1%	4	0.70%
AJSU Party	1	0.2%	-	-
All India Anna Dravida Munnetra Kazhagam	1	0.2%	37	6.70%
All India Majlis-E-Ittehadul Muslimeen	2	0.3%	1	0.20%
All India Trinamool Congress	22	4.5%	34	7.00%
All India United Democratic Front	1	0.2%	3	0.50%

Party	2019		2014	
	Number of Winners	Vote Share %	Number of Winners	Vote Share %
Apna Dal (Soneylal)	2	0.3%	2	0.30%
Bahujan Samaj Party	10	1.7%	-	-
Bharatiya Janata Party	303	59.7%	282	53.40%
Biju Janata Dal	12	1.9%	20	3.50%
Communist Party of India	2	0.3%	1	0.10%
Communist Party of India (Marxist)	3	0.5%	9	1.60%
Dravida Munnetra Kazhagam	23	4.3%	-	-
Independent	4	0.6%	3	0.50%
Indian National Congress	52	8.1%	44	7.00%
Indian Union Muslim League	3	0.5%	2	0.30%
Jammu & Kashmir National Conference	3	0.1%	-	-
Janata Dal (Secular)	1	0.2%	2	0.40%
Janata Dal (United)	16	2.7%	2	0.30%
Jharkhand Mukti Morcha	1	0.2%	2	0.30%
Kerala Congress (M)	1	0.1%	1	0.20%
Lok Jan Shakti Party	6	1.0%	6	0.80%
Mizo National Front	1	0.1%	-	-
Naga Peoples Front	1	0.1%	1	0.30%
National People's Party	1	0.1%	1	0.10%
Nationalist Congress Party	5	0.7%	6	1.00%
Nationalist Democratic Progressive Party	1	0.2%	-	-
Rashtriya Loktantrik Party	1	0.2%	-	-
Revolutionary Socialist Party	1	0.2%	1	0.20%
Samajwadi Party	5	0.9%	5	0.90%
Shiromani Akali Dal	2	0.3%	4	0.70%

Party	2019		2014	
	Number of Winners	Vote Share %	Number of Winners	Vote Share %
Shivsena	18	3.2%	18	3.50%
Sikkim Krantikari Morcha	1	0.1%	-	-
Telangana Rashtra Samithi	9	1.4%	11	2.00%
Telugu Desam	3	0.5%	16	3.60%
Viduthalai Chiruthaigal Katchi	1	0.2%	-	-
Yuvajana Sramika Rythu Congress Party	22	4.3%	9	1.90%

Table: Party wise Vote Share

- **Party Wise Winners with Less than 50% of Vote Share** Out of 303 winners of **BJP**, **79(26%)** won with less than 50 % of total votes polled in their constituencies. **34(65%)** out of 52 winners from **INC**; **4(17%)** out of 23 winners from **DMK**; **16(73%)** out of 22 winners from **AITC** and **9(41%)** out of 22 winners from **YSRCP** have won with less than 50% of total votes polled in their constituency.

Party	Vote Share Percentage		Total Number of Winners
	Number of Winners with Less than 50%	Number of Winners with Above 50%	
Bharatiya Janata Party	79	224	303
Indian National Congress	34	18	52
Dravida Munnetra Kazhagam	4	19	23
All India Trinamool Congress	16	6	22
Yuvajana Sramika Rythu Congress Party	9	13	22
Shivsena	8	10	18
Janata Dal (United)	5	11	16
Biju Janata Dal	9	3	12
Bahujan Samaj Party	2	8	10
Telangana Rashtra Samithi	6	3	9
Lok Jan Shakti Party	0	6	6
Nationalist Congress Party	3	2	5
Samajwadi Party	0	5	5
Independent	3	1	4
Communist Party of India (Marxist)	3	0	3

Party	Vote Share Percentage		Total Number of Winners
	Number of Winners with Less than 50%	Number of Winners with Above 50%	
Indian Union Muslim League	1	2	3
Jammu & Kashmir National Conference	2	1	3
Telugu Desam	3	0	3
All India Majlis-E-Ittehadul Muslimeen	1	1	2
Apna Dal (Soneylal)	1	1	2
Communist Party of India	1	1	2
Shiromani Akali Dal	1	1	2
Aam Aadmi Party	1	0	1
AJSU Party	0	1	1
All India Anna Dravida Munnetra Kazhagam	1	0	1
All India United Democratic Front	1	0	1
Janata Dal (Secular)	0	1	1
Jharkhand Mukti Morcha	1	0	1
Kerala Congress (M)	1	0	1
Mizo National Front	1	0	1
Naga Peoples Front	1	0	1
National People's Party	0	1	1
Nationalist Democratic Progressive Party	1	0	1
Rashtriya Loktantrik Party	0	1	1
Revolutionary Socialist Party	0	1	1
Sikkim Krantikari Morcha	1	0	1
Viduthalai Chiruthaigal Katchi	1	0	1
Grand Total	201	341	542

Table: Party Wise Winners with Less than 50% of Vote Share

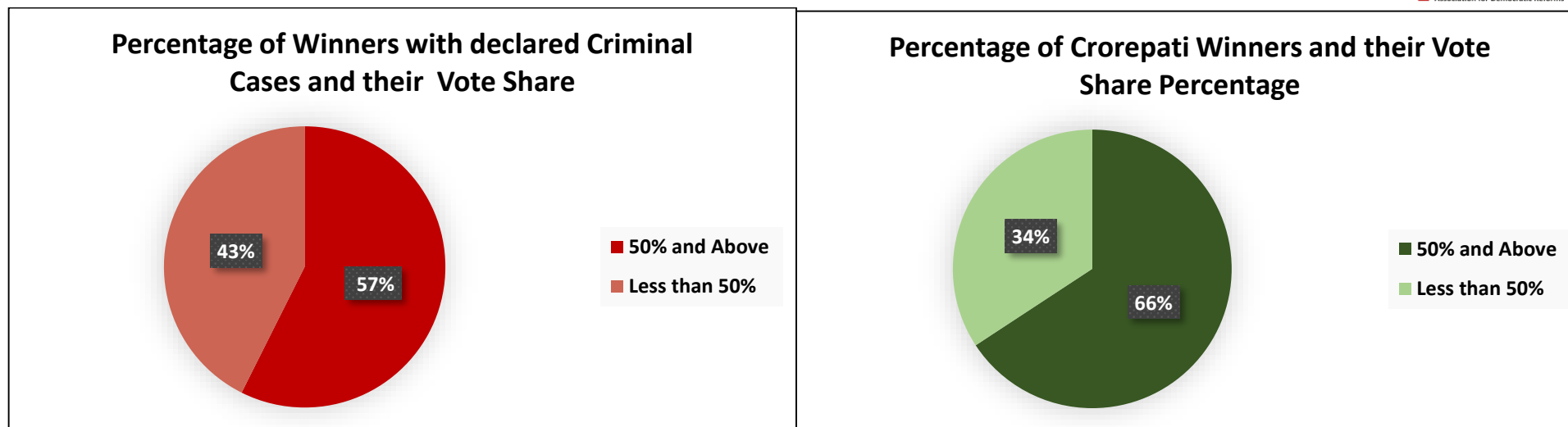


Figure: Vote Share of Winners with declared criminal cases and Crorepati Winners

Winners with Declared Criminal Cases and their Vote Share: 132(57%) out of 233 winners analysed with declared criminal cases have won with a vote share of 50% and above.

Crorepati Winners and their Vote Share: 313(66%) out of 475 crorepati winners analysed have won with a vote share of 50% and above.

Margin of Victory for Winners

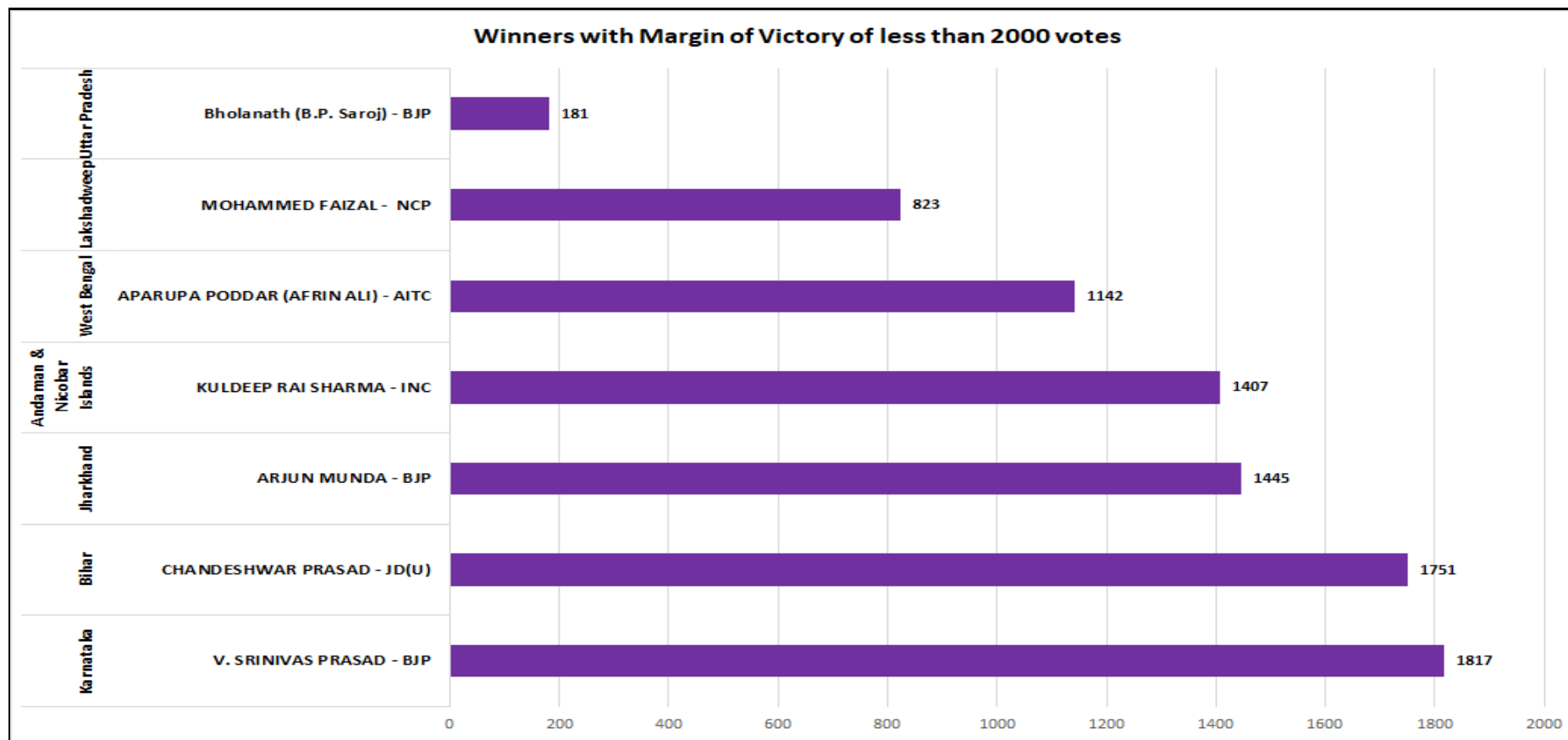


Figure: Winners with Margin of Victory less than 2000 votes

Winners with Margin of Victory less than 2000 votes: The details of winners with Margin of Victory less than 2000 votes are given below:

S.No	State	Constituency	Total Votes Polled in 2019	Winner	Party	Votes Polled for Winner	Runners up	Party for Runners up	Votes Polled for Runners up	Margin of Victory	Margin of Victory %
1	Uttar Pradesh	Machhlishahr	1034925	Bholanath (B.P. Saroj)	Bharatiya Janata Party	488397	Tribhuvan Ram (T.Ram)	Bahujan Samaj Party	488216	181	0.02%
2	Lakshadweep	Lakshadweep	47009	MOHAMMED FAIZAL PP	Nationalist Congress Party	22851	HAMDULLAH SAYEED	Indian National Congress	22028	823	1.75%
3	West Bengal	Arambagh	1471981	APARUPA PODDAR (AFRIN ALI)	All India Trinamool Congress	649929	TAPAN KUMAR RAY	Bharatiya Janata Party	648787	1142	0.08%
4	Andaman & Nicobar Islands	Andaman & Nicobar Islands	207296	KULDEEP RAI SHARMA	Indian National Congress	95308	VISHAL JOLLY	Bharatiya Janata Party	93901	1407	0.68%
5	Jharkhand	Khunti	832377	ARJUN MUNDA	Bharatiya Janata Party	382638	KALI CHARAN MUNDA	Indian National Congress	381193	1445	0.17%
6	Bihar	Jahanabad	822065	CHANDESHWAR PRASAD	Janata Dal (United)	335584	SURENDRA PRASAD YADAV	Rashtriya Janata Dal	333833	1751	0.21%
7	Karnataka	Chamarajanagar	1270658	V. SRINIVAS PRASAD	Bharatiya Janata Party	568537	R. DHARUVANARAYA NA	Indian National Congress	566720	1817	0.14%

Table: Winners with Margin of Victory less than 2000 votes

Winners with Margin of Victory more than 50%: The details of Winners with Margin of Victory more than 50% are given below:

S.No	State	Constituency	Total Votes Polled in 2019	Winner	Party	Votes Polled for Winner	Runners up	Party for Runners up	Votes Polled for Runners up	Margin of Victory	Margin of Victory %
1	Gujarat	Navsari	1308018	C. R. Patil	Bharatiya Janata Party	972739	PATEL DHARMESHBHAI BHIMBHAI	Indian National Congress	283071	689668	52.73%
2	Gujarat	Surat	1068412	Darshana Vikram Jardosh	Bharatiya Janata Party	795651	Ashok Patel (Adhevada)	Indian National Congress	247421	548230	51.31%
3	Haryana	Karnal	1300722	Sanjay Bhatia	Bharatiya Janata Party	911594	Kuldip Sharma	Indian National Congress	255452	656142	50.44%

Table: Winners with Margin of Victory more than 50%

Party Wise Percentage of Margin of Victory

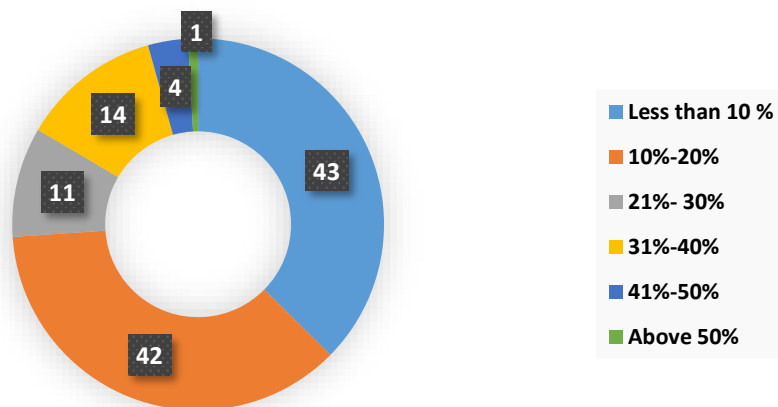
Party	Percentage of Margin of victory						Total Number of Winners
	Less than 10%	10%- 20%	21%-30%	31%-40%	41%-50%	Above 50%	
Bharatiya Janata Party	83	79	79	44	15	3	303
Indian National Congress	31	14	4	2	1	0	52
All India Trinamool Congress	11	8	3	0	0	0	22
Yuvajana Sramika Rythu Congress Party	9	11	1	1	0	0	22
Biju Janata Dal	7	4	1	0	0	0	12
Bahujan Samaj Party	6	4	0	0	0	0	10
Independent	4	0	0	0	0	0	4
Telangana Rashtra Samithi	4	3	1	1	0	0	9
Janata Dal (United)	3	4	8	1	0	0	16
Nationalist Congress Party	3	2	0	0	0	0	5
Shivsena	3	10	3	2	0	0	18
Telugu Desam	3	0	0	0	0	0	3
Jammu & Kashmir National Conference	2	0	0	1	0	0	3
Samajwadi Party	2	2	1	0	0	0	5
Aam Aadmi Party	1	0	0	0	0	0	1
All India Anna Dravida Munnetra Kazhagam	1	0	0	0	0	0	1
All India Majlis-E-Ittehadul Muslimeen	1	0	0	1	0	0	2
Apna Dal (Soneylal)	1	1	0	0	0	0	2

Party	Percentage of Margin of victory						Total Number of Winners
	Less than 10%	10%- 20%	21%-30%	31%-40%	41%-50%	Above 50%	
Communist Party of India	1	0	1	0	0	0	2
Communist Party of India (Marxist)	1	2	0	0	0	0	3
Dravida Munnetra Kazhagam	1	8	6	6	2	0	23
Jharkhand Mukti Morcha	1	0	0	0	0	0	1
Mizo National Front	1	0	0	0	0	0	1
Naga Peoples Front	1	0	0	0	0	0	1
Nationalist Democratic Progressive Party	1	0	0	0	0	0	1
Shiromani Akali Dal	1	1	0	0	0	0	2
Sikkim Krantikari Morcha	1	0	0	0	0	0	1
Viduthalai Chiruthaigal Katchi	1	0	0	0	0	0	1
AJSU Party	0	0	1	0	0	0	1
All India United Democratic Front	0	1	0	0	0	0	1
Indian Union Muslim League	0	2	1	0	0	0	3
Janata Dal (Secular)	0	1	0	0	0	0	1
Kerala Congress (M)	0	1	0	0	0	0	1
Lok Jan Shakti Party	0	2	4	0	0	0	6
National People's Party	0	1	0	0	0	0	1
Rashtriya Loktantrik Party	0	1	0	0	0	0	1
Revolutionary Socialist Party	0	1	0	0	0	0	1

Party	Percentage of Margin of victory						Total Number of Winners
	Less than 10%	10%- 20%	21%-30%	31%-40%	41%-50%	Above 50%	
Total	185	163	114	59	18	3	542

Table: Party Wise Percentage of Margin of Victory

% of Margin of Victory of Winners with Declared Criminal Cases won Against Runners up with Clean Background



% of Margin of Victory of Crorepati Winner won Against Non- Crorepati Runners up

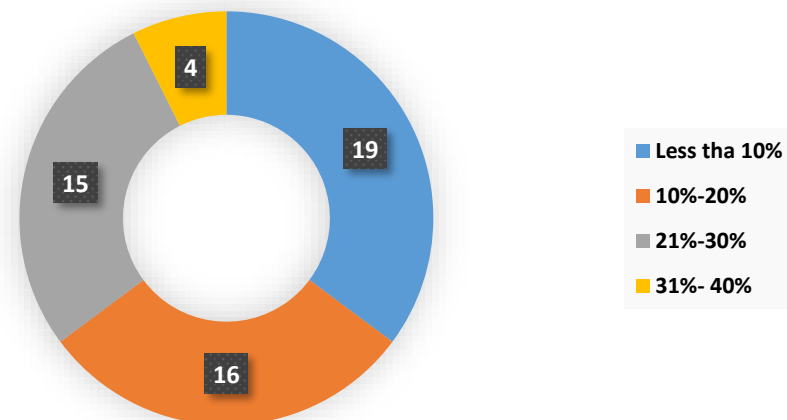


Figure: Margin of Victory of Winners with declared criminal cases and Crorepati Winners

Winners with Declared Criminal Cases and their Margin of Victory:

1. **115** out of 233 winners with declared criminal cases have won against a runner up with a clean background.
2. Among these 115 winners, 6 winners have won with more than 40% margin of victory.
3. Among these, Mr. C R Patil (BJP) from Navsari constituency in Gujarat won with 52.7 % margin of victory.
4. There are 115 winners with a clean background who have won against a runner up with declared criminal cases. Out of these 115 winners, 7 have won with more than 40 % margin of victory.

Crorepati Winners and their Margin of Victory:

1. 54 out of 475 crorepati winners have won against a non-crorepati runners up.
2. Among these 54 winners, 5 winners have won with more than 30 % margin of victory.
3. Among these, Mr. Chandra Prakash Joshi (BJP) from Chittorgarh constituency in Rajasthan won with 39.5% margin of victory.
4. There are 48 non-crorepati winners who have won against crorepati runners up. 21 of them have won with more than 50% of vote share.

Performance of Women Winners in Lok Sabha Elections, 2019

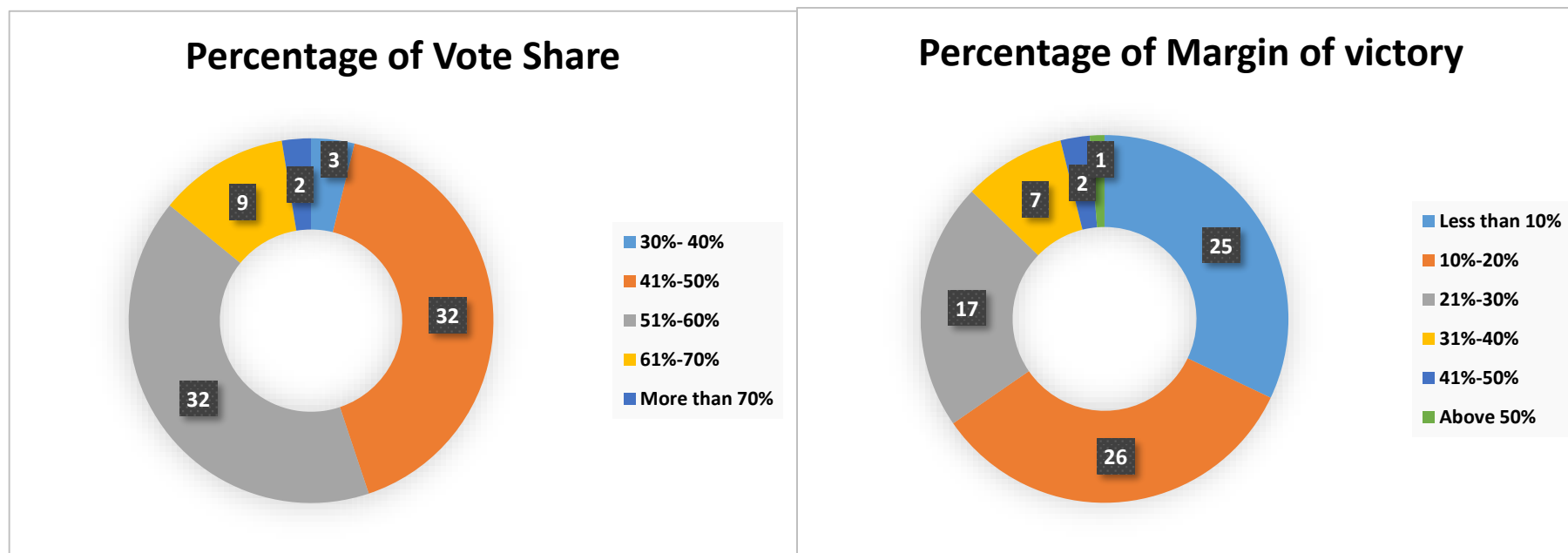
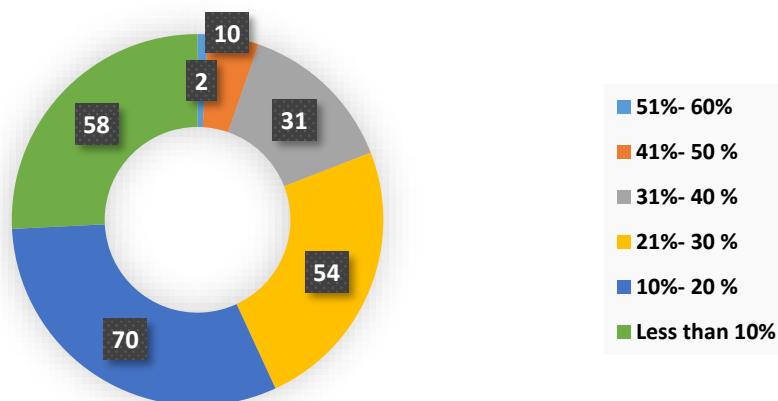


Figure: Performance of Women Winners

- Among the 542 winners, 78 are women.
- Among the women winners, Darshana Vikram Jardosh (BJP) from Surat Constituency in Gujarat has won with the highest vote share, i.e. 74.47 % in her constituency and 51.3% of margin of victory.

Performance of Re-elected Winners in Lok Sabha Elections, 2019

Percentage of Margin of Victory



Percentage of Vote Share

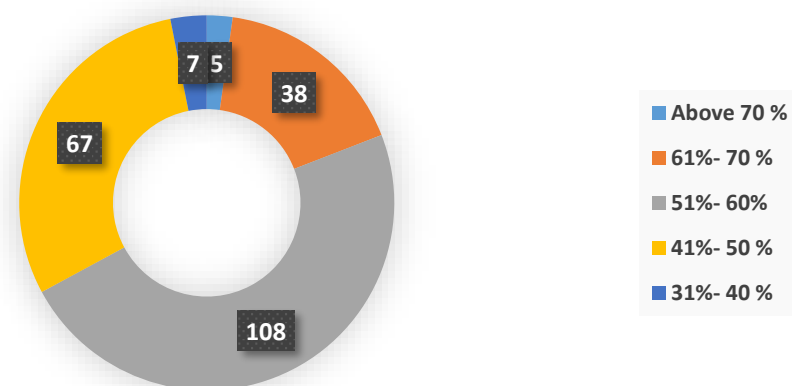


Figure: Performance of Re-Elected Winners

Percentage Range	Margin of Victory	Vote Share
Above 70 %	0	5
61%- 70 %	0	38
51%- 60%	2	108
41%- 50 %	10	67
31%- 40 %	31	7
21%- 30 %	54	0
10%- 20 %	70	0
Less than 10%	58	0

Table: Performance of Re-Elected Winners

- Out of total 225 re-elected winners **160(71%)** have won with more than 50% of vote share.
- **28** re-elected winners have won with less than 5% of margin of victory whereas 15 have won with more than 40% of margin of victory.

Details of NOTA

- The NOTA button instated by the ECI in 2013 gave the voters an options of rejecting all the candidates in their constituency. Out of 61,31,33,300 votes polled in Lok Sabha, 2019 , **65,14,558 (1.06%)** were polled for NOTA. Out of 55,38,02,946 votes polled in Lok Sabha, 2014, **60,02,942 (1.08%)** were polled for NOTA.
- The top ten constituencies with highest votes polled for NOTA are as follows:

S.No	State	Constituency	Total Votes Polled in 2019	Votes Polled for Winner	Vote Share % Winner	Votes Polled for NOTA	Votes Polled for NOTA %
1	Bihar	Gopalganj (SC)	1024876	568150	55.44%	51660	5.04%
2	Andhra Pradesh	Aruku	1074538	562190	52.32%	47977	4.46%
3	Bihar	Paschim Champaran	1012936	603706	59.60%	45699	4.51%
4	Odisha	NABARANGPUR	1159700	392504	33.85%	44582	3.84%
5	Chhattisgarh	BASTAR	912846	402527	44.10%	41667	4.56%
6	Bihar	Jamui (SC)	949137	529134	55.75%	39496	4.16%
7	Bihar	Madhepura	1147274	624334	54.42%	38450	3.35%
8	Odisha	KORAPUT	1080161	371129	34.36%	36561	3.38%
9	Madhya Pradesh	RATLAM	1400509	696103	49.70%	35431	2.53%
10	Bihar	Samastipur (SC)	1019025	562443	55.19%	35417	3.48%

Table: Top 10 Constituencies with highest votes polled for NOTA

State Wise votes polled for NOTA

State	Number of Constituencies	2019			2014		
		Total votes Polled	Total Votes Polled for NOTA	Percentage of Vote Share of NOTA	Total Votes Polled for NOTA	Total votes Polled	Percentage of Vote Share of NOTA
Bihar	40	40811991	817139	2.00%	580964	35885332	1.6%
Uttar Pradesh	80	86479389	725079	0.84%	592331	81093120	0.7%
West Bengal	42	57206313	546778	0.96%	571294	51631828	1.1%
Tamil Nadu	38	42366721	541150	1.28%	581782	40607149	1.4%
Maharashtra	48	54054245	488766	0.90%	433171	48717419	0.9%
Andhra Pradesh	25	31598569	469863	1.49%	-	-	-
Gujarat	26	29082446	400941	1.38%	454885	25824003	1.8%
Madhya Pradesh	29	36910610	340984	0.92%	391837	29639807	1.3%
Rajasthan	25	32441064	327559	1.01%	327911	27110642	1.2%
Odisha	21	23790972	310824	1.31%	332766	21528883	1.5%

State	Number of Constituencies	2019			2014		
		Total votes Polled	Total Votes Polled for NOTA	Percentage of Vote Share of NOTA	Total Votes Polled for NOTA	Total votes Polled	Percentage of Vote Share of NOTA
Karnataka	28	35138682	250810	0.71%	257881	31038861	0.8%
Chhattisgarh	11	13614553	196265	1.44%	224889	12255579	1.8%
Telangana	17	18642895	190798	1.02%	-	--	-
Jharkhand	14	14962473	189367	1.27%	190927	12982940	1.5%
Assam	14	17986066	178353	0.99%	147057	15085883	1.0%
Punjab	13	13765432	154423	1.12%	58754	13845132	0.4%
Kerala	20	20385216	103596	0.51%	210563	17975895	1.2%
Uttarakhand	5	4842925	50946	1.05%	48043	4391890	1.1%
National Capital Territory Of Delhi	7	8679012	45654	0.53%	39690	8271766	0.5%
Haryana	10	12681536	41781	0.33%	34220	11495151	0.3%
Himachal Pradesh	4	3850733	33008	0.86%	29155	3098500	0.9%
Tripura	2	2153172	23174	1.08%	23783	2023829	1.2%
Jammu & Kashmir	6	3552622	21739	0.61%	31550	3566863	0.9%
Goa	2	853203	12499	1.46%	10103	817000	1.2%
Puducherry	1	790760	12199	1.54%	22268	740017	3.0%
Meghalaya	2	1367231	10874	0.80%	30145	1078058	2.8%
Arunachal Pradesh	2	652090	7464	1.14%	6321	596956	1.1%
Manipur	2	1617330	5389	0.33%	7504	1412636	0.5%
Chandigarh	1	456568	4335	0.95%	3106	453455	0.7%
Dadra & Nagar Haveli	1	198983	2950	1.48%	2962	165286	1.8%
Mizoram	1	499621	2509	0.50%	6495	433201	1.5%
Sikkim	1	351746	2279	0.65%	4332	308967	1.4%
Nagaland	1	1006357	2064	0.21%	2696	1038910	0.3%
Daman & Diu	1	87469	1487	1.70%	1316	87233	1.5%
Andaman & Nicobar Islands	1	207296	1412	0.68%	1564	190328	0.8%
Lakshadweep	1	47009	100	0.21%	123	43239	0.3%

Table: State wise Votes polled for NOTA

Vote Share and Margin of Victory of Winners in Lok Sabha Elections

S.No	State	Constituency	Total Votes Polled	Winner	Party	Votes Polled for Winner	Vote Share % Winner	Runners up	Party	Votes Polled for Runners up	Vote Share % Runners up	Margin of Victory	Margin of Victory %
1	Gujarat	Surat	1068412	Darshana Vikram Jardosh	Bharatiya Janata Party	795651	74.50%	Ashok Patel (Adhevada)	Indian National Congress	247421	23.16%	548230	51.30%
2	Gujarat	Navsari	1308018	C. R. Patil	Bharatiya Janata Party	972739	74.40%	PATEL DHARMESHBHAI BHIMBHAI	Indian National Congress	283071	21.64%	689668	52.70%
3	Gujarat	Vadodara	1222348	RANJANBEN BHATT	Bharatiya Janata Party	883719	72.30%	PRASHANT PATEL (TIKO)	Indian National Congress	294542	24.10%	589177	48.20%
4	Himachal Pradesh	Kangra	1006989	Kishan Kapoor	Bharatiya Janata Party	725218	72.00%	Pawan Kajal	Indian National Congress	247595	24.59%	477623	47.40%
5	RAJASTHAN	BHILWARA	1310513	SUBHASH CHANDRA BAHERIA	Bharatiya Janata Party	938160	71.60%	RAM PAL SHARMA	Indian National Congress	326160	24.89%	612000	46.70%
6	MAHARASHTRA	MUMBAI NORTH	989759	Gopal Shetty	Bharatiya Janata Party	706678	71.40%	Urmila Matondkar	Indian National Congress	241431	24.39%	465247	47.00%
7	Haryana	Karnal	1300722	Sanjay Bhatia	Bharatiya Janata Party	911594	70.10%	Kuldip Sharma	Indian National Congress	255452	19.64%	656142	50.40%

S.No	State	Constituency	Total Votes Polled	Winner	Party	Votes Polled for Winner	Vote Share % Winner	Runners up	Party	Votes Polled for Runners up	Vote Share % Runners up	Margin of Victory	Margin of Victory %
8	Gujarat	Gandhinagar	1284090	AMIT SHAH	Bharatiya Janata Party	894624	69.70%	Dr. C. J. CHAVDA	Indian National Congress	337610	26.29%	557014	43.40%
9	RAJASTHAN	RAJSAMAND	1239845	Diya Kumari	Bharatiya Janata Party	863039	69.60%	Devkinandan (Kaka)	Indian National Congress	311123	25.09%	551916	44.50%
10	Madhya Pradesh	HOSHANGABAD	1265869	UDAY PRATAP SINGH	Bharatiya Janata Party	877927	69.40%	SHAIENDRA DIWAN CHANDARBHAN SINGH	Indian National Congress	324245	25.61%	553682	43.70%
11	Himachal Pradesh	Hamirpur	988765	ANURAG SINGH THAKUR	Bharatiya Janata Party	682692	69.00%	RAM LAL THAKUR	Indian National Congress	283120	28.63%	399572	40.40%
12	Haryana	Faridabad	1327295	KRISHAN PAL	Bharatiya Janata Party	913222	68.80%	AVTAR SINGH BHADANA	Indian National Congress	274983	20.72%	638239	48.10%
13	Himachal Pradesh	Mandi	941371	RAM SWAROOP SHARMA	Bharatiya Janata Party	647189	68.70%	AASHRAY SHARMA	Indian National Congress	241730	25.68%	405459	43.10%
14	Uttarakhand	Garhwal	742784	Tirath Singh Rawat	Bharatiya Janata Party	506980	68.30%	Manish Khanduri	Indian National Congress	204311	27.51%	302669	40.70%

S.No	State	Constituency	Total Votes Polled	Winner	Party	Votes Polled for Winner	Vote Share % Winner	Runners up	Party	Votes Polled for Runners up	Vote Share % Runners up	Margin of Victory	Margin of Victory %
15	MADHYA PRADESH	VIDISHA	1250244	Ramakant Bhargava	Bharatiya Janata Party	853022	68.20%	Shailendra Rameshchandra Patel	Indian National Congress	349938	27.99%	503084	40.20%
16	Karnataka	Uttara Kannada	1153480	ANANTKUMAR HEGDE	Bharatiya Janata Party	786042	68.10%	ANAND ASNOTIKAR	Janata Dal (Secular)	306393	26.56%	479649	41.60%
17	Gujarat	Panchmahal	1083676	Ratansinh Magansinh Rathod	Bharatiya Janata Party	732136	67.60%	Khant Vechatbhai Kuberbhai	Indian National Congress	303595	28.02%	428541	39.50%
18	Jharkhand	Hazaribagh	1080929	JAYANT SINHA	Bharatiya Janata Party	728798	67.40%	GOPAL PRASAD SAHU	Indian National Congress	249250	23.06%	479548	44.40%
19	RAJASTHAN	CHITTORGARH	1458760	Chandra Prakash Joshi	Bharatiya Janata Party	982942	67.40%	Gopal Singh Shekhawat	Indian National Congress	406695	27.88%	576247	39.50%
20	Gujarat	Ahmedabad East	1116367	Patel Hasmukhbhai Somabhai	Bharatiya Janata Party	749834	67.20%	Gitaben Patel	Indian National Congress	315504	28.26%	434330	38.90%
21	Himachal Pradesh	Shimla	913608	SURESH KUMAR KASHYAP	Bharatiya Janata Party	606183	66.40%	DHANI RAM SHANDIL	Indian National Congress	278668	30.50%	327515	35.80%

S.No	State	Constituency	Total Votes Polled	Winner	Party	Votes Polled for Winner	Vote Share % Winner	Runners up	Party	Votes Polled for Runners up	Vote Share % Runners up	Margin of Victory	Margin of Victory %
22	RAJASTHAN	PALI	1359799	P. P. CHAUDHARY	Bharatiya Janata Party	900149	66.20%	BADRIRAM JAKHAR	Indian National Congress	418552	30.78%	481597	35.40%
23	Jharkhand	Dhanbad	1252817	PASHUPATI NATH SINGH	Bharatiya Janata Party	827234	66.00%	KIRTI AZAD	Indian National Congress	341040	27.22%	486194	38.80%
24	MAHARASHTRA	JALGAON	1088277	Unmesh Bhaiyyasaheb Patil	Bharatiya Janata Party	713874	65.60%	Gulabrao Baburao Deokar	Nationalist Congress Party	302257	27.77%	411617	37.80%
25	Madhya Pradesh	INDORE	1629108	SHANKAR LALWANI	Bharatiya Janata Party	1068569	65.60%	PANKAJ SANGHVI	Indian National Congress	520815	31.97%	547754	33.60%
26	Madhya Pradesh	JABALPUR	1263573	RAKESH SINGH	Bharatiya Janata Party	826454	65.40%	Pt. VIVEK KRISHNA TANKHA	Indian National Congress	371710	29.42%	454744	36.00%
27	Madhya Pradesh	RAJGARH	1260329	RODMAL NAGAR	Bharatiya Janata Party	823824	65.40%	MONA SUSTANI	Indian National Congress	392805	31.17%	431019	34.20%
28	Gujarat	Kheda	1098633	Chauhan Devusinh	Bharatiya Janata Party	714572	65.00%	Bimal Shah	Indian National Congress	347427	31.62%	367145	33.40%
29	Assam	Dibrugarh	1015748	RAMESWAR TELI	Bharatiya Janata Party	659583	64.90%	PABAN SINGH GHATOWAR	Indian National Congress	295017	29.04%	364566	35.90%

S.No	State	Constituency	Total Votes Polled	Winner	Party	Votes Polled for Winner	Vote Share % Winner	Runners up	Party	Votes Polled for Runners up	Vote Share % Runners up	Margin of Victory	Margin of Victory %
30	RAJASTHAN	JHALAWAR BARAN	1369868	DUSHYANT SINGH	Bharatiya Janata Party	887400	64.80%	PRAMOD SHARMA	Indian National Congress	433472	31.64%	453928	33.10%
31	Kerala	Wayanad	1092197	Rahul Gandhi	Indian National Congress	706367	64.70%	P.P. Suneer	Communist Party of India	274597	25.14%	431770	39.50%
32	RAJASTHAN	AJMER	1262214	Bhagirath Chaudhary	Bharatiya Janata Party	815076	64.60%	Riju Jhunjunwala	Indian National Congress	398652	31.58%	416424	33.00%
33	Uttarakhand	Tehri Garhwal	876069	MALA RAJYA LAXMI SHAH	Bharatiya Janata Party	565333	64.50%	PRITAM SINGH	Indian National Congress	264747	30.22%	300586	34.30%
34	Madhya Pradesh	KHAJURAHO	1257783	V.D. SHARMA (VISHNU DATT SHARMA)	Bharatiya Janata Party	811135	64.50%	MAHARANI KAVITA SINGH NATIRAJA	Indian National Congress	318753	25.34%	492382	39.10%
35	Gujarat	Ahmedabad West	997024	DR. KIRIT P. SOLANKI	Bharatiya Janata Party	641622	64.40%	RAJU PARMAR	Indian National Congress	320076	32.10%	321546	32.30%
36	TAMIL NADU	DINDIGUL	1160046	VELUSAMY, P.	Dravida Munnetra Kazhagam	746523	64.40%	JOTHIMUTHU, K.	Pattali Makkal Katchi	207551	17.89%	538972	46.50%
37	Uttar Pradesh	Fatehpur Sikri	1037151	RAJKUMAR CHAHAR	Bharatiya Janata Party	667147	64.30%	RAJ BABBAR	Indian National Congress	172082	16.59%	495065	47.70%

S.No	State	Constituency	Total Votes Polled	Winner	Party	Votes Polled for Winner	Vote Share % Winner	Runners up	Party	Votes Polled for Runners up	Vote Share % Runners up	Margin of Victory	Margin of Victory %
38	RAJASTHAN	JAIPUR RURAL	1276693	COL. RAJYAVARDHAN RATHORE	Bharatiya Janata Party	820132	64.20%	KRISHNA POONIA	Indian National Congress	426961	33.44%	393171	30.80%
39	Uttarakhand	Almora	694472	Ajay Tamta	Bharatiya Janata Party	444651	64.00%	Pradeep Tamta	Indian National Congress	211665	30.48%	232986	33.50%
40	Andhra Pradesh	Kadapa	1228592	Y.S.Avinash Reddy	Yuvajana Sramika Rythu Congress Party	783799	63.80%	Chadipirala Adi Narayana Reddy	Telugu Desam	402823	32.79%	380976	31.00%
41	Uttar Pradesh	Varanasi	1060476	NARENDRA MODI	Bharatiya Janata Party	674664	63.60%	SHALINI YADAV	Samajwadi Party	195159	18.40%	479505	45.20%
42	Gujarat	Bhavnagar	1041279	DR.BHARATIBEN DHIRUBHAI SHIYAL	Bharatiya Janata Party	661273	63.50%	PATEL MANHARBHAI NAGJIBHAI (VASANI)	Indian National Congress	331754	31.86%	329519	31.60%
43	Gujarat	Rajkot	1195271	KUNDARIA MOHANBHAI KALYANJIBHAI	Bharatiya Janata Party	758645	63.50%	KAGATHARA LALITBHAI	Indian National Congress	390238	32.65%	368407	30.80%
44	RAJASTHAN	JAIPUR	1456404	Ramcharan Bohra	Bharatiya Janata Party	924065	63.40%	Jyoti Khandelwal	Indian National Congress	493439	33.88%	430626	29.60%

S.No	State	Constituency	Total Votes Polled	Winner	Party	Votes Polled for Winner	Vote Share % Winner	Runners up	Party	Votes Polled for Runners up	Vote Share % Runners up	Margin of Victory	Margin of Victory %
45	Haryana	Bhiwani-Mahendragarh	1161115	Dharambir Singh S/o Bhale Ram	Bharatiya Janata Party	736699	63.40%	Shruti Choudhry	Indian National Congress	292236	25.17%	444463	38.30%
46	MAHARASHTRA	THANE	1170518	RAJAN BABURAO VICHARE	Shivsena	740969	63.30%	ANAND PRAKASH PARANJPE	Nationalist Congress Party	328824	28.09%	412145	35.20%
47	Karnataka	Belgaum	1205229	ANGADI SURESH CHANNABASAPPA	Bharatiya Janata Party	761991	63.20%	Dr.SADHUNAVAR	Indian National Congress	370687	30.76%	391304	32.50%
48	MADHYA PRADESH	UJJAIN	1252511	ANIL FIROJIYA	Bharatiya Janata Party	791663	63.20%	BABULAL MALVIYA	Indian National Congress	426026	34.01%	365637	29.20%
49	TAMIL NADU	KARUR	1103165	Jothimani S	Indian National Congress	695697	63.10%	Thambidurai M	All India Anna Dravida Munnetra Kazhagam	275151	24.94%	420546	38.10%
50	Bihar	Muzaffarpur	1058086	Ajay Nishad	Bharatiya Janata Party	666878	63.00%	Raj Bhushan Choudhary	Vikassheel Insaan Party	256890	24.28%	409988	38.70%
51	Arunachal Pradesh	ARUNACHAL WEST	358309	KIREN RIJIJU	Bharatiya Janata Party	225796	63.00%	NABAM TUKI	Indian National Congress	50953	14.22%	174843	48.80%

S.No	State	Constituency	Total Votes Polled	Winner	Party	Votes Polled for Winner	Vote Share % Winner	Runners up	Party	Votes Polled for Runners up	Vote Share % Runners up	Margin of Victory	Margin of Victory %
52	MAHARASHTRA	KALYAN	890313	Dr. SHRIKANT EKNATH SHINDE	Shivsena	559723	62.90%	BABAJI BALARAM PATIL	Nationalist Congress Party	215380	24.19%	344343	38.70%
53	Jharkhand	Palamau	1209747	VISHNU DAYAL RAM	Bharatiya Janata Party	755659	62.50%	GHURAN RAM	Rashtriya Janata Dal	278053	22.98%	477606	39.50%
54	Karnataka	Udupi Chikmagalur	1151012	SHOBHA KARANDLAJE	Bharatiya Janata Party	718916	62.50%	PRAMOD MADHWARAJ	Janata Dal (Secular)	369317	32.09%	349599	30.40%
55	Madhya Pradesh	SAGAR	1037175	RAJBAHADUR SINGH	Bharatiya Janata Party	646231	62.30%	PRABHU SINGH THAKUR	Indian National Congress	340689	32.85%	305542	29.50%
56	Gujarat	Kachchh	1023198	CHAVDA VINOD LAKHAMSHI	Bharatiya Janata Party	637034	62.30%	NARESH NARANBHAI MAHESHWARI	Indian National Congress	331521	32.40%	305513	29.90%
57	Jharkhand	Kodarma	1209541	ANNPURNA DEVI	Bharatiya Janata Party	753016	62.30%	BABU LAL MARANDI	Jharkhand Vikas Morcha (Prajatantrik)	297416	24.59%	455600	37.70%
58	Karnataka	Bangalore South	1188491	TEJASVI SURYA	Bharatiya Janata Party	739229	62.20%	B.K.HARIPRASAD	Indian National Congress	408037	34.33%	331192	27.90%

S.No	State	Constituency	Total Votes Polled	Winner	Party	Votes Polled for Winner	Vote Share % Winner	Runners up	Party	Votes Polled for Runners up	Vote Share % Runners up	Margin of Victory	Margin of Victory %
59	Gujarat	Chhota Udaipur	1232459	RATHVA GITABEN VAJESINGBHAI	Bharatiya Janata Party	764445	62.00%	RATHAVA RANJITSINH MOHANSINH	Indian National Congress	386502	31.36%	377943	30.70%
60	TAMIL NADU	PERAMBALUR	1102767	Dr.PAARIVENDHAR, T. R	Dravida Munnetra Kazhagam	683697	62.00%	SIVAPATHY, N.R	All India Anna Dravida Munnetra Kazhagam	280179	25.41%	403518	36.60%
61	Uttar Pradesh	Ghaziabad	1524456	Vijay Kumar Singh	Bharatiya Janata Party	944503	62.00%	Suresh Bansal	Samajwadi Party	443003	29.06%	501500	32.90%
62	Madhya Pradesh	MANDSOUR	1370667	Sudheer Gupta	Bharatiya Janata Party	847786	61.90%	Meenakshi Natarajan	Indian National Congress	471052	34.37%	376734	27.50%
63	TAMIL NADU	CHENNAI NORTH	955545	Dr. KALANIDHI VEERASWAMY	Dravida Munnetra Kazhagam	590986	61.80%	ALAGAAPURAM R. MOHANRAJ	Desiya Murpokku Dravida Kazhagam	129468	13.55%	461518	48.30%
64	Bihar	Patna Sahib	982285	RAVI SHANKAR PRASAD	Bharatiya Janata Party	607506	61.80%	SHATRUGHAN SINHA	Indian National Congress	322849	32.87%	284657	29.00%
65	Bihar	Madhubani	963708	ASHOK KUMAR YADAV	Bharatiya Janata Party	595843	61.80%	BADRI KUMAR PURBEY	Vikassheel Insaan Party	140903	14.62%	454940	47.20%

S.No	State	Constituency	Total Votes Polled	Winner	Party	Votes Polled for Winner	Vote Share % Winner	Runners up	Party	Votes Polled for Runners up	Vote Share % Runners up	Margin of Victory	Margin of Victory %
66	RAJASTHAN	GANGANAGAR	1451765	NIHAL CHAND	Bharatiya Janata Party	897177	61.80%	BHARAT RAM MEGHWAL	Indian National Congress	490199	33.77%	406978	28.00%
67	RAJASTHAN	BHARATPUR	1146797	RANJEETA KOLI	Bharatiya Janata Party	707992	61.70%	ABHIJEET KUMAR JATAV	Indian National Congress	389593	33.97%	318399	27.80%
68	Assam	Autonomous District	617735	HOREN SING BEY	Bharatiya Janata Party	381316	61.70%	BIREN SINGH ENGTI	Indian National Congress	141690	22.94%	239626	38.80%
69	Madhya Pradesh	DEWAS	1398946	MAHENDRA SINGH SOLANKY	Bharatiya Janata Party	862429	61.60%	PRAHLAD SINGH TIPANYA	Indian National Congress	490180	35.04%	372249	26.60%
70	Gujarat	Banaskantha	1102081	PARBATBHAI SAVABHAI PATEL	Bharatiya Janata Party	679108	61.60%	PARTHIBHAI GALBABHAI BHATOL	Indian National Congress	310812	28.20%	368296	33.40%
71	RAJASTHAN	JHUNJHUNU	1198927	NARENDRA KUMAR	Bharatiya Janata Party	738163	61.60%	SHARWAN KUMAR S/O GOKAL RAM	Indian National Congress	435616	36.33%	302547	25.20%
72	Madhya Pradesh	BHOPAL	1407954	SADHVI PRAGYA SINGH THAKUR	Bharatiya Janata Party	866482	61.50%	DIGVIJAYA SINGH	Indian National Congress	501660	35.63%	364822	25.90%
73	Jammu & Kashmir	Udhampur	1180123	DR. JITENDRA SINGH	Bharatiya Janata Party	724311	61.40%	VIKRAMADITYA SINGH	Indian National Congress	367059	31.10%	357252	30.30%

S.No	State	Constituency	Total Votes Polled	Winner	Party	Votes Polled for Winner	Vote Share % Winner	Runners up	Party	Votes Polled for Runners up	Vote Share % Runners up	Margin of Victory	Margin of Victory %
74	Uttarakhand	Nainital-udhamsingh Nagar	1258570	Ajay Bhatt	Bharatiya Janata Party	772195	61.40%	Harish Rawat	Indian National Congress	433099	34.41%	339096	26.90%
75	MADHYA PRADESH	TIKAMGARH	1096712	Dr Virendra Kumar	Bharatiya Janata Party	672248	61.30%	Ahirwar Kiran	Indian National Congress	324189	29.56%	348059	31.70%
76	Gujarat	Valsad	1260377	Dr.K.C.PATEL	Bharatiya Janata Party	771980	61.20%	CHAUDHARI JITUBHAI HARJIBHAI	Indian National Congress	418183	33.18%	353797	28.10%
77	MAHARASHTRA	PUNE	1035236	Girish Bhalchandra Bapat	Bharatiya Janata Party	632835	61.10%	Mohan Joshi	Indian National Congress	308207	29.77%	324628	31.40%
78	Chhattisgarh	DURG	1391996	VIJAY BAGHEL	Bharatiya Janata Party	849374	61.00%	PRATIMA CHANDRAKAR	Indian National Congress	457396	32.86%	391978	28.20%
79	Gujarat	Mahesana	1081938	SHARDABEN ANILBHAI PATEL	Bharatiya Janata Party	659525	61.00%	A. J. Patel	Indian National Congress	378006	34.94%	281519	26.00%
80	Haryana	Gurgaon	1446509	RAO INDERJIT SINGH	Bharatiya Janata Party	881546	60.90%	CAPT. AJAY SINGH	Indian National Congress	495290	34.24%	386256	26.70%
81	Uttar Pradesh	Mathura	1102731	HEMA MALINI	Bharatiya Janata Party	671293	60.90%	KUNWAR NARENDRA SINGH	Rashtriya Lok Dal	377822	34.26%	293471	26.60%

S.No	State	Constituency	Total Votes Polled	Winner	Party	Votes Polled for Winner	Vote Share % Winner	Runners up	Party	Votes Polled for Runners up	Vote Share % Runners up	Margin of Victory	Margin of Victory %
82	Bihar	Darbhangha	964996	Gopal Jee Thakur	Bharatiya Janata Party	586668	60.80%	Abdul Bari Siddiqui	Rashtriya Janata Dal	318689	33.02%	267979	27.80%
83	Uttar Pradesh	Bulandshahr	1123629	BHOLA SINGH	Bharatiya Janata Party	681321	60.60%	YOGESH VERMA	Bahujan Samaj Party	391264	34.82%	290057	25.80%
84	Bihar	Sheohar	1004559	RAMA DEVI	Bharatiya Janata Party	608678	60.60%	SYED FAISAL ALI	Rashtriya Janata Dal	268318	26.71%	340360	33.90%
85	MAHARASHTRA	MUMBAI NORTH WEST	941497	Gajanan Kirtikar	Shivsena	570063	60.50%	Sanjay Nirupam	Indian National Congress	309735	32.90%	260328	27.70%
86	Uttar Pradesh	Gorakhpur	1184635	Ravindra Shyamnarayan Shukla alias Ravi Kishan	Bharatiya Janata Party	717122	60.50%	Rambhual Nishad	Samajwadi Party	415458	35.07%	301664	25.50%
87	Madhya Pradesh	DAMOH	1164226	PRAHALAD SINGH PATEL	Bharatiya Janata Party	704524	60.50%	PRATAP SINGH	Indian National Congress	351113	30.16%	353411	30.40%
88	NATIONAL CAPITAL TERRITORY OF DELHI	NORTH WEST DELHI	1402962	HANS RAJ HANS	Bharatiya Janata Party	848663	60.50%	GUGAN SINGH	Aam Aadmi Party	294766	21.01%	553897	39.50%
89	Assam	Lakhimpur	1283589	PRADAN BARUAH	Bharatiya Janata Party	776406	60.50%	ANIL BORGOHAIN	Indian National Congress	425855	33.18%	350551	27.30%

S.No	State	Constituency	Total Votes Polled	Winner	Party	Votes Polled for Winner	Vote Share % Winner	Runners up	Party	Votes Polled for Runners up	Vote Share % Runners up	Margin of Victory	Margin of Victory %
90	MADHYA PRADESH	SHAH DOL	1237858	HIMADRI SINGH	Bharatiya Janata Party	747977	60.40%	PRAMILA SINGH	Indian National Congress	344644	27.84%	403333	32.60%
91	Uttar Pradesh	Azamgarh	1029112	Akhilesh Yadav	Samajwadi Party	621578	60.40%	Dinesh Lal Yadav Nirahua	Bharatiya Janata Party	361704	35.15%	259874	25.30%
92	RAJASTHAN	ALWAR	1265674	Balak Nath	Bharatiya Janata Party	760201	60.10%	Bhanwar Jitendra Singh	Indian National Congress	430230	33.99%	329971	26.10%
93	NATIONAL CAPITAL TERRITORY OF DELHI	WEST DELHI	1441601	PARVESH SAHIB SINGH VERMA	Bharatiya Janata Party	865648	60.00%	MAHABAL MISHRA	Indian National Congress	287162	19.92%	578486	40.10%
94	Chhattisgarh	RAIPUR	1396250	Sunil Kumar Soni	Bharatiya Janata Party	837902	60.00%	Pramod Dubey	Indian National Congress	489664	35.07%	348238	24.90%
95	MAHARASHTRA	RAVER	1092971	Khadse Raksha Nikhil	Bharatiya Janata Party	655386	60.00%	Dr.Ulhas Vasudeo Patil	Indian National Congress	319504	29.23%	335882	30.70%
96	TAMIL NADU	KALLAKURICHI	1204375	Gautham Sigamani Pon	Dravida Munnetra Kazhagam	721713	59.90%	Sudhish L K	Desiya Murpokku Dravida Kazhagam	321794	26.72%	399919	33.20%
97	RAJASTHAN	UDAIPUR	1454518	ARJUNLAL MEENA	Bharatiya Janata Party	871548	59.90%	RAGHUVIR SINGH MEENA	Indian National Congress	433634	29.81%	437914	30.10%

S.No	State	Constituency	Total Votes Polled	Winner	Party	Votes Polled for Winner	Vote Share % Winner	Runners up	Party	Votes Polled for Runners up	Vote Share % Runners up	Margin of Victory	Margin of Victory %
98	TAMIL NADU	KANNIYAKUMARI	1048377	Vasanthakumar. H	Indian National Congress	627235	59.80%	RADHAKRISHNAN. P	Bharatiya Janata Party	367302	35.04%	259933	24.80%
99	RAJASTHAN	BIKANER	1099598	ARJUN RAM MEGHWAL	Bharatiya Janata Party	657743	59.80%	MADAN GOPAL MEGHWAL	Indian National Congress	393662	35.80%	264081	24.00%
100	Madhya Pradesh	BETUL	1357857	DURGA DAS (D.D.) UIKEY	Bharatiya Janata Party	811248	59.70%	RAMU TEKAM (ADVOCATE)	Indian National Congress	451007	33.21%	360241	26.50%
101	RAJASTHAN	CHURU	1328422	RAHUL KASWAN	Bharatiya Janata Party	792999	59.70%	RAFIQUE MANDELIA	Indian National Congress	458597	34.52%	334402	25.20%
102	Uttar Pradesh	Gautam Buddha Nagar	1392952	Dr. MAHESH SHARMA	Bharatiya Janata Party	830812	59.60%	SATVEER	Bahujan Samaj Party	493890	35.46%	336922	24.20%
103	Bihar	Paschim Champaran	1012936	DR. SANJAY JAISWAL	Bharatiya Janata Party	603706	59.60%	BRIJESH KUMAR KUSHWAHA	Rashtriya Lok Samta Party	309800	30.58%	293906	29.00%
104	RAJASTHAN	BARMER	1422271	KAILASH CHOUDHARY	Bharatiya Janata Party	846526	59.50%	MANVENDRA SINGH	Indian National Congress	522718	36.75%	323808	22.80%
105	Uttar Pradesh	Hathras	1150294	RAJVIR DILER	Bharatiya Janata Party	684299	59.50%	RAMJI LAL SUMAN	Samajwadi Party	424091	36.87%	260208	22.60%

S.No	State	Constituency	Total Votes Polled	Winner	Party	Votes Polled for Winner	Vote Share % Winner	Runners up	Party	Votes Polled for Runners up	Vote Share % Runners up	Margin of Victory	Margin of Victory %
106	Jharkhand	Jamshedpur	1144226	Bidyut Baran Mahato	Bharatiya Janata Party	679632	59.40%	Champai Soren	Jharkhand Mukti Morcha	377542	33.00%	302090	26.40%
107	Uttar Pradesh	Pilibhit	1186589	Feroze Varun Gandhi	Bharatiya Janata Party	704549	59.40%	Hemraj Verma	Samajwadi Party	448922	37.83%	255627	21.50%
108	Gujarat	Porbandar	949947	RAMESHBHAI LAVJIBHAI DHADUK	Bharatiya Janata Party	563881	59.40%	LALIT VASOYA	Indian National Congress	334058	35.17%	229823	24.20%
109	Bihar	Bhagalpur	1042518	AJAY KUMAR MANDAL	Janata Dal (United)	618254	59.30%	SHAIKESH KUMAR ALIAS VULO MANDAL	Rashtriya Janata Dal	340624	32.67%	277630	26.60%
110	Tamil Nadu	Tiruchirappalli	1048062	Thirunavukkarasar. SU	Indian National Congress	621285	59.30%	DR.Elangovan. V	Desiya Murpokku Dravida Kazhagam	161999	15.46%	459286	43.80%
111	Uttar Pradesh	Kaiserganj	981400	Brijbhushan Sharan Singh	Bharatiya Janata Party	581358	59.20%	Chandradev Ram Yadav	Bahujan Samaj Party	319757	32.58%	261601	26.70%
112	Uttar Pradesh	Maharajganj	1226916	PANKAJ CHOUDHARY	Bharatiya Janata Party	726349	59.20%	AKHILESH	Samajwadi Party	385925	31.45%	340424	27.70%
113	West Bengal	Darjeeling	1267270	RAJU BISTA	Bharatiya Janata Party	750067	59.20%	AMAR SINGH RAI	All India Trinamool Congress	336624	26.56%	413443	32.60%

S.No	State	Constituency	Total Votes Polled	Winner	Party	Votes Polled for Winner	Vote Share % Winner	Runners up	Party	Votes Polled for Runners up	Vote Share % Runners up	Margin of Victory	Margin of Victory %
114	Telangana	Hyderabad	877872	ASADUDDIN OWAISI	All India Majlis- E-Ittehadul Muslimeen	517471	58.90%	Dr. BHAGAVANTH RAO	Bharatiya Janata Party	235285	26.80%	282186	32.10%
115	Gujarat	Surendranagar	1077726	Dr. MUNJAPARA MAHENDRABHAI	Bharatiya Janata Party	631844	58.60%	KOLI PATEL SOMABHAI GANDALAL	Indian National Congress	354407	32.88%	277437	25.70%
116	Uttar Pradesh	Jhansi	1380890	Anurag Sharma	Bharatiya Janata Party	809272	58.60%	Shyam Sundar Singh	Samajwadi Party	443589	32.12%	365683	26.50%
117	RAJASTHAN	JODHPUR	1346243	Gajendra Singh Shekhawat	Bharatiya Janata Party	788888	58.60%	Vaibhav Gehlot	Indian National Congress	514448	38.21%	274440	20.40%
118	Jharkhand	Giridih	1106918	Chandra Prakash Choudhary	AJSU Party	648277	58.60%	Jagarnath Mahto	Jharkhand Mukti Morcha	399930	36.13%	248347	22.40%
119	MAHARASHTRA	Ahmadnagar	1203797	Dr. SUJAY RADHAKRISHNA VIKHEPATIL	Bharatiya Janata Party	704660	58.50%	SANGRAM ARUNKAKA JAGTAP	Nationalist Congress Party	423186	35.15%	281474	23.40%
120	RAJASTHAN	KOTA	1367034	OM BIRLA	Bharatiya Janata Party	800051	58.50%	RAMNARAIN MEENA	Indian National Congress	520374	38.07%	279677	20.50%

S.No	State	Constituency	Total Votes Polled	Winner	Party	Votes Polled for Winner	Vote Share % Winner	Runners up	Party	Votes Polled for Runners up	Vote Share % Runners up	Margin of Victory	Margin of Victory %
121	Gujarat	Jamnagar	1010965	POONAMBEN HEMATBHAI MAADAM	Bharatiya Janata Party	591588	58.50%	KANDORIYA MULUBHAI RANMALBHAI	Indian National Congress	354784	35.09%	236804	23.40%
122	Bihar	Valmiki Nagar	1032090	BAIDYANATH PRASAD MAHTO	Janata Dal (United)	602660	58.40%	SHASHWAT KEDAR	Indian National Congress	248044	24.03%	354616	34.40%
123	Gujarat	Amreli	909167	Kachhadiya Naranbhai Bhikhabhai	Bharatiya Janata Party	529035	58.20%	Paresh Dhanani	Indian National Congress	327604	36.03%	201431	22.20%
124	RAJASTHAN	SIKAR	1326969	Sumedhanand Saraswati	Bharatiya Janata Party	772104	58.20%	Subhash Maharia	Indian National Congress	474948	35.79%	297156	22.40%
125	Uttar Pradesh	Shahjahanpur	1186157	Arun Kumar Sagar	Bharatiya Janata Party	688990	58.10%	Amar Chandra Jauhar	Bahujan Samaj Party	420572	35.46%	268418	22.60%
126	Jammu & Kashmir	Jammu	1478795	Jugal Kishore	Bharatiya Janata Party	858066	58.00%	Raman Bhalla	Indian National Congress	555191	37.54%	302875	20.50%
127	Tamil Nadu	Tiruvannamalai	1151729	ANNADURAI C N	Dravida Munnetra Kazhagam	666272	57.80%	AGRI KRISHNAMURTHY S S	All India Anna Dravida Munnetra Kazhagam	362085	31.44%	304187	26.40%

S.No	State	Constituency	Total Votes Polled	Winner	Party	Votes Polled for Winner	Vote Share % Winner	Runners up	Party	Votes Polled for Runners up	Vote Share % Runners up	Margin of Victory	Margin of Victory %
128	Bihar	Purvi Champaran	999400	RADHA MOHAN SINGH	Bharatiya Janata Party	577787	57.80%	AAKASH KUMAR SINGH	Rashtriya Lok Samta Party	284139	28.43%	293648	29.40%
129	MAHARASHTRA	JALNA	1208139	Danve Raosaheb Dadarao	Bharatiya Janata Party	698019	57.80%	Autade Vilas Keshavrao	Indian National Congress	365204	30.23%	332815	27.50%
130	Telangana	Warangal	1061645	DAYAKAR PASUNOORI	Telangana Rashtra Samithi	612498	57.70%	DOMMATI SAMBAIAH	Indian National Congress	262200	24.70%	350298	33.00%
131	Gujarat	Sabarkantha	1218354	RATHOD DIPSIH SHANKARSINH	Bharatiya Janata Party	701984	57.60%	THAKOR RAJENDRASINH SHIVSINH	Indian National Congress	432997	35.54%	268987	22.10%
132	Madhya Pradesh	REWA	1013251	JANARDAN MISHRA	Bharatiya Janata Party	583745	57.60%	SIDDHARTH TIWARI "RAJ"	Indian National Congress	270938	26.74%	312807	30.90%
133	Karnataka	Dakshina Kannada	1345039	NALIN KUMAR KATEEL	Bharatiya Janata Party	774285	57.60%	MITHUN M RAI	Indian National Congress	499664	37.15%	274621	20.40%
134	Assam	Tezpur	1190196	PALLAB LOCHAN DAS	Bharatiya Janata Party	684166	57.50%	M.G.V.K. BHANU	Indian National Congress	441325	37.08%	242841	20.40%
135	Andhra Pradesh	Rajampet	1224354	P.V.MIDHUN REDDY	Yuvajana Sramika Rythu Congress Party	702211	57.40%	D A SATHYA PRABHA	Telugu Desam	433927	35.44%	268284	21.90%

S.No	State	Constituency	Total Votes Polled	Winner	Party	Votes Polled for Winner	Vote Share % Winner	Runners up	Party	Votes Polled for Runners up	Vote Share % Runners up	Margin of Victory	Margin of Victory %
136	Karnataka	Bijapur	1111354	JIGAJINAGI RAMESH CHANDAPPA	Bharatiya Janata Party	635867	57.20%	DR. SUNITA DEVANAND CHAVAN	Janata Dal (Secular)	377829	34.00%	258038	23.20%
137	Jharkhand	Ranchi	1235441	SANJAY SETH	Bharatiya Janata Party	706828	57.20%	SUBODH KANT SAHAY	Indian National Congress	423802	34.30%	283026	22.90%
138	Assam	Gauhati	1763757	QUEEN OJA	Bharatiya Janata Party	1008936	57.20%	BOBBEETA SHARMA	Indian National Congress	663330	37.61%	345606	19.60%
139	Uttar Pradesh	Deoria	1015363	RAMAPATI RAM TRIPATHI	Bharatiya Janata Party	580644	57.20%	BINOD KUMAR JAISWAL	Bahujan Samaj Party	330713	32.57%	249931	24.60%
140	TAMIL NADU	CHENNAI CENTRAL	785450	DAYANIDHI MARAN	Dravida Munnetra Kazhagam	448911	57.20%	SAM PAUL. S.R.	Pattali Makkal Katchi	147391	18.77%	301520	38.40%
141	Madhya Pradesh	KHANDWA	1468138	NANDKUMAR SINGH CHOUHAN (NANDU BHAIYA)	Bharatiya Janata Party	838909	57.10%	ARUN SUBHASH CHANDRA YADAV	Indian National Congress	565566	38.52%	273343	18.60%
142	Jammu & Kashmir	Srinagar	186832	Farooq Abdullah	Jammu & Kashmir National Conference	106750	57.10%	Aga Syed Mohsin	Peoples Democratic Party	36700	19.64%	70050	37.50%

S.No	State	Constituency	Total Votes Polled	Winner	Party	Votes Polled for Winner	Vote Share % Winner	Runners up	Party	Votes Polled for Runners up	Vote Share % Runners up	Margin of Victory	Margin of Victory %
143	Goa	North Goa	428628	SHRIPAD YESSO NAIK	Bharatiya Janata Party	244844	57.10%	GIRISH RAYA CHODANKAR	Indian National Congress	164597	38.40%	80247	18.70%
144	Gujarat	Anand	1108661	PATEL MITESH RAMESHBHAI (BAKABHAI)	Bharatiya Janata Party	633097	57.10%	BHARATBHAI MADHAVSINH SOLANKI	Indian National Congress	435379	39.27%	197718	17.80%
145	TAMIL NADU	ARAKKONAM	1178060	S. JAGATHRAKSHAKAN	Dravida Munnetra Kazhagam	672190	57.10%	A.K. MOORTHY	Pattali Makkal Katchi	343234	29.14%	328956	27.90%
146	Jharkhand	Chatra	925937	SUNIL KUMAR SINGH	Bharatiya Janata Party	528077	57.00%	MANOJ KUMAR YADAV	Indian National Congress	150206	16.22%	377871	40.80%
147	Kerala	Malappuram	1034618	P.K. Kunhalikutty	Indian Union Muslim League	589873	57.00%	V.P. Sanu	Communist Party of India (Marxist)	329720	31.87%	260153	25.10%
148	Uttar Pradesh	Unnao	1237076	Swami Sakshi Ji Maharaj	Bharatiya Janata Party	703507	56.90%	Arun Shanker Shukla	Samajwadi Party	302551	24.46%	400956	32.40%
149	Karnataka	Shimoga	1283577	B.Y.RAGHAVENDRA.	Bharatiya Janata Party	729872	56.90%	S.MADHUBANGARAPPA	Janata Dal (Secular)	506512	39.46%	223360	17.40%
150	Uttar Pradesh	Farrukhabad	1002953	Mukesh Rajput	Bharatiya Janata Party	569880	56.80%	Manoj Agarwal	Bahujan Samaj Party	348178	34.72%	221702	22.10%

S.No	State	Constituency	Total Votes Polled	Winner	Party	Votes Polled for Winner	Vote Share % Winner	Runners up	Party	Votes Polled for Runners up	Vote Share % Runners up	Margin of Victory	Margin of Victory %
151	Tamil Nadu	Thoothukkudi	991263	KANIMOZHI KARUNANIDHI	Dravida Munnetra Kazhagam	563143	56.80%	DR. TAMILISAI SOUNDARARAJAN	Bharatiya Janata Party	215934	21.78%	347209	35.00%
152	Bihar	Jhanjharpur	1060562	Ramprit Mandal	Janata Dal (United)	602391	56.80%	GULAB YADAV	Rashtriya Janata Dal	279440	26.35%	322951	30.50%
153	RAJASTHAN	JALORE	1361619	Devaji Patel	Bharatiya Janata Party	772833	56.80%	Ratan Devasi	Indian National Congress	511723	37.58%	261110	19.20%
154	Haryana	Ambala	1316235	RATTAN LAL KATARIA	Bharatiya Janata Party	746508	56.70%	SELJA	Indian National Congress	404163	30.71%	342345	26.00%
155	Uttar Pradesh	Lucknow	1116445	Rajnath Singh	Bharatiya Janata Party	633026	56.70%	Poonam Shatrughan Sinha	Samajwadi Party	285724	25.59%	347302	31.10%
156	Uttar Pradesh	Akbarpur	1025314	Devendra Singh 'Bhole'	Bharatiya Janata Party	581282	56.70%	Nisha Sachan	Bahujan Samaj Party	306140	29.86%	275142	26.80%
157	Uttar Pradesh	Kushi Nagar	1053117	VIJAY KUMAR DUBEY	Bharatiya Janata Party	597039	56.70%	N.P. KUSHWAHA ALIAS NATHUNI PRASAD KUSHWAHA	Samajwadi Party	259479	24.64%	337560	32.10%

S.No	State	Constituency	Total Votes Polled	Winner	Party	Votes Polled for Winner	Vote Share % Winner	Runners up	Party	Votes Polled for Runners up	Vote Share % Runners up	Margin of Victory	Margin of Victory %
158	MAHARASHTRA	MUMBAI NORTH EAST	908993	Manoj Kotak	Bharatiya Janata Party	514599	56.60%	Patil Sanjay Dina	Nationalist Congress Party	288113	31.70%	226486	24.90%
159	NATIONAL CAPITAL TERRITORY OF DELHI	SOUTH DELHI	1214222	RAMESH BIDHURI	Bharatiya Janata Party	687014	56.60%	RAGHAV CHADHA	Aam Aadmi Party	319971	26.35%	367043	30.20%
160	MAHARASHTRA	DHULE	1085038	Bhamre Subhash Ramrao	Bharatiya Janata Party	613533	56.50%	Kunalbaba Rohidas Patil	Indian National Congress	384290	35.42%	229243	21.10%
161	Uttar Pradesh	Agra	1145323	Satyapal Singh Baghel	Bharatiya Janata Party	646875	56.50%	Manoj Kumar Soni	Bahujan Samaj Party	435329	38.01%	211546	18.50%
162	Bihar	Begusarai	1225594	Giriraj Singh	Bharatiya Janata Party	692193	56.50%	Kanhaiya Kumar	Communist Party of India	269976	22.03%	422217	34.40%
163	Karnataka	Dharwad	1213505	Pralhad Joshi	Bharatiya Janata Party	684837	56.40%	Vinay Kulkarni	Indian National Congress	479765	39.54%	205072	16.90%
164	Uttar Pradesh	Aligarh	1163184	SATISH KUMAR GAUTAM	Bharatiya Janata Party	656215	56.40%	DR. AJEET BALIYAN	Bahujan Samaj Party	426954	36.71%	229261	19.70%
165	Uttar Pradesh	Bansgaon	969136	Kamlesh Paswan	Bharatiya Janata Party	546673	56.40%	Sadal Prasad	Bahujan Samaj Party	393205	40.57%	153468	15.80%

S.No	State	Constituency	Total Votes Polled	Winner	Party	Votes Polled for Winner	Vote Share % Winner	Runners up	Party	Votes Polled for Runners up	Vote Share % Runners up	Margin of Victory	Margin of Victory %
166	TAMIL NADU	SRIPERUMBUDUR	1406782	Baalu.T.R.	Dravida Munnetra Kazhagam	793281	56.40%	Vaithilingam A	Pattali Makkal Katchi	285326	20.28%	507955	36.10%
167	Karnataka	Kolar	1258551	S. MUNISWAMY	Bharatiya Janata Party	709165	56.30%	K.H. MUNIYAPPA	Indian National Congress	499144	39.66%	210021	16.70%
168	Uttar Pradesh	Nagina	1009456	GIRISH CHANDRA	Bahujan Samaj Party	568378	56.30%	DR. YASHWANT SINGH	Bharatiya Janata Party	401546	39.78%	166832	16.50%
169	MAHARASHTRA	KOLHAPUR	1330852	Sanjay Sadashivrao Mandlik	Shivsena	749085	56.30%	Dhananjay Mahadik	Nationalist Congress Party	478517	35.96%	270568	20.30%
170	PUDUCHERRY	PUDUCHERRY	790760	Ve. VAITHILINGAM	Indian National Congress	444981	56.30%	Dr. NARAYANASAMY KESAVAN	All India N.R. Congress	247956	31.36%	197025	24.90%
171	Gujarat	Patan	1126256	DABHI BHARATSINHJI SHANKARJI	Bharatiya Janata Party	633368	56.20%	JAGDISH THAKOR	Indian National Congress	439489	39.02%	193879	17.20%
172	MAHARASHTRA	LATUR	1176542	Sudhakar Tukaram Shrangare	Bharatiya Janata Party	661495	56.20%	Kamant Machhindra Gunwantrao	Indian National Congress	372384	31.65%	289111	24.60%
173	Bihar	Maharajganj	972703	Janardan Singh 'Sigrilal'	Bharatiya Janata Party	546352	56.20%	Randhir Kumar Singh	Rashtriya Janata Dal	315580	32.44%	230772	23.70%

S.No	State	Constituency	Total Votes Polled	Winner	Party	Votes Polled for Winner	Vote Share % Winner	Runners up	Party	Votes Polled for Runners up	Vote Share % Runners up	Margin of Victory	Margin of Victory %
174	West Bengal	Diamond harbour	1409002	ABHISHEK BANERJEE	All India Trinamool Congress	791127	56.10%	NILANJAN ROY	Bharatiya Janata Party	470533	33.39%	320594	22.80%
175	West Bengal	Joynagar	1356102	PRATIMA MONDAL	All India Trinamool Congress	761202	56.10%	DR. ASHOK KANDARY	Bharatiya Janata Party	444427	32.77%	316775	23.40%
176	Bihar	Ujiarpur	969284	Nityanand Rai	Bharatiya Janata Party	543906	56.10%	Upendra Kushwaha	Rashtriya Lok Samta Party	266628	27.51%	277278	28.60%
177	Haryana	Kurukshetra	1230202	NAYAB SINGH	Bharatiya Janata Party	688629	56.00%	NIRMAL SINGH	Indian National Congress	304038	24.71%	384591	31.30%
178	Uttar Pradesh	Rae Bareli	958556	SONIA GANDHI	Indian National Congress	534918	55.80%	DINESH PRATAP SINGH	Bharatiya Janata Party	367740	38.36%	167178	17.40%
179	Bihar	Jamui (SC)	949137	CHIRAG KUMAR PASWAN	Lok Jan Shakti Party	529134	55.70%	BHUDEO CHOUDHARY	Rashtriya Lok Samta Party	288085	30.35%	241049	25.40%
180	Uttar Pradesh	Phulpur	978236	Keshari Devi Patel	Bharatiya Janata Party	544701	55.70%	Pandhari Yadav	Samajwadi Party	372733	38.10%	171968	17.60%
181	MAHARASHTRA	NAGPUR	1186051	NITIN JAIRAM GADKARI	Bharatiya Janata Party	660221	55.70%	NANA PATOLE	Indian National Congress	444212	37.45%	216009	18.20%
182	Uttar Pradesh	Kanpur	842994	Satyadev Pachauri	Bharatiya Janata Party	468937	55.60%	Sriprakash Jaiswal	Indian National Congress	313003	37.13%	155934	18.50%

S.No	State	Constituency	Total Votes Polled	Winner	Party	Votes Polled for Winner	Vote Share % Winner	Runners up	Party	Votes Polled for Runners up	Vote Share % Runners up	Margin of Victory	Margin of Victory %
183	Uttar Pradesh	Allahabad	889056	Rita Bahuguna Joshi	Bharatiya Janata Party	494454	55.60%	Rajendra Singh Patel	Samajwadi Party	310179	34.89%	184275	20.70%
184	Tamil Nadu	Thanjavur	1059223	PALANIMANICKAM,S.S.	Dravida Munnetra Kazhagam	588978	55.60%	NATARAJAN,N.R .	Tamil Maanila Congress (Moopanar)	220849	20.85%	368129	34.80%
185	Uttar Pradesh	Sambhal	1183469	DR. SHAFIQR REHMAN BARQ	Samajwadi Party	658006	55.60%	PARAMESHWAR LAL SAINI	Bharatiya Janata Party	483180	40.83%	174826	14.80%
186	Andhra Pradesh	Nandyal	1299093	POCHA . BRAHMANANDA REDDY	Yuvajana Sramika Rythu Congress Party	720888	55.50%	MANDRA SIVANANDA REDDY	Telugu Desam	470769	36.24%	250119	19.30%
187	Gujarat	Bharuch	1149725	Mansukhbhai Dhanjibhai Vasava	Bharatiya Janata Party	637795	55.50%	Sherkhan Abdulsakur Pathan	Indian National Congress	303581	26.40%	334214	29.10%
188	Bihar	Gopalganj (SC)	1024876	DR. ALOK KUMAR SUMAN	Janata Dal (United)	568150	55.40%	SURENDRA RAM	Rashtriya Janata Dal	281716	27.49%	286434	27.90%
189	NATIONAL CAPITAL TERRITORY OF DELHI	EAST DELHI	1257821	GAUTAM GAMBHIR	Bharatiya Janata Party	696156	55.30%	ARVINDER SINGH LOVELY	Indian National Congress	304934	24.24%	391222	31.10%

S.No	State	Constituency	Total Votes Polled	Winner	Party	Votes Polled for Winner	Vote Share % Winner	Runners up	Party	Votes Polled for Runners up	Vote Share % Runners up	Margin of Victory	Margin of Victory %
190	TAMIL NADU	KANCHEEPURAM	1237612	Selvam.G	Dravida Munnetra Kazhagam	684004	55.30%	Maragatham K	All India Anna Dravida Munnetra Kazhagam	397372	32.11%	286632	23.20%
191	TAMIL NADU	NAMAKKAL	1133774	CHINRAJ A.K.P	Dravida Munnetra Kazhagam	626293	55.20%	KALIAPPAN P	All India Anna Dravida Munnetra Kazhagam	361142	31.85%	265151	23.40%
192	Bihar	Samastipur (SC)	1019025	Ramchandra Paswan	Lok Jan Shakti Party	562443	55.20%	Dr. Ashok Kumar	Indian National Congress	310800	30.50%	251643	24.70%
193	Assam	Kaliabor	1424687	Gaurav Gogoi	Indian National Congress	786092	55.20%	Moni Madhab Mahanta	Asom Gana Parishad	576098	40.44%	209994	14.70%
194	Karnataka	Bagalkot	1204613	Gaddigoudar Parvatagouda Chandanagouda	Bharatiya Janata Party	664638	55.20%	Veena Kashappanavar	Indian National Congress	496451	41.21%	168187	14.00%
195	Andhra Pradesh	Ongole	1342368	MAGUNTA SREENIVASULU REDDY	Yuvajana Sramika Rythu Congress Party	739202	55.10%	SIDDA RAGHAVA RAO	Telugu Desam	524351	39.06%	214851	16.00%

S.No	State	Constituency	Total Votes Polled	Winner	Party	Votes Polled for Winner	Vote Share % Winner	Runners up	Party	Votes Polled for Runners up	Vote Share % Runners up	Margin of Victory	Margin of Victory %
196	Gujarat	Bardoli	1348038	PARBHUBHAI NAGARBHAI VASAVA	Bharatiya Janata Party	742273	55.10%	CHAUDHARI DR. TUSHARBHAI AMARSINHBHAI	Indian National Congress	526826	39.08%	215447	16.00%
197	Andhra Pradesh	Tirupati	1313515	Balli Durga Prasad Rao	YuvaJana Sramika Rythu Congress Party	722877	55.00%	Panabaka Lakshmi	Telugu Desam	494501	37.65%	228376	17.40%
198	Uttar Pradesh	Gonda	923816	KIRTI VARDHAN SINGH ALIAS RAJA BHAIYA	Bharatiya Janata Party	508190	55.00%	VINOD KUMAR ALIAS PANDIT SINGH	Samajwadi Party	341830	37.00%	166360	18.00%
199	Madhya Pradesh	BHIND	960687	SANDHYA RAY	Bharatiya Janata Party	527694	54.90%	DEVASHISH	Indian National Congress	327809	34.12%	199885	20.80%
200	RAJASTHAN	NAGAU	1203124	HANUMAN BENIWAL	Rashtriya Loktantrik Party	660051	54.90%	DR. JYOTI MIRDHA	Indian National Congress	478791	39.80%	181260	15.10%
201	Bihar	Purnia	1153940	SANTOSH KUMAR	Janata Dal (United)	632924	54.80%	UDAY SINGH ALIAS PAPPU SINGH	Indian National Congress	369463	32.02%	263461	22.80%

S.No	State	Constituency	Total Votes Polled	Winner	Party	Votes Polled for Winner	Vote Share % Winner	Runners up	Party	Votes Polled for Runners up	Vote Share % Runners up	Margin of Victory	Margin of Victory %
202	NATIONAL CAPITAL TERRITORY OF DELHI	NEW DELHI	920541	MEENAKASHI LEKHI	Bharatiya Janata Party	504206	54.80%	AJAY MAKAN	Indian National Congress	247702	26.91%	256504	27.90%
203	Karnataka	Davanagere	1194586	G M SIDDESHWAR	Bharatiya Janata Party	652996	54.70%	H B MANJAPPA	Indian National Congress	483294	40.46%	169702	14.20%
204	Bihar	Sitamarhi	1038849	Sunil Kumar Pintu	Janata Dal (United)	567745	54.70%	Arjun Ray	Rashtriya Janata Dal	317206	30.53%	250539	24.10%
205	TAMIL NADU	MAYILADUTHURAI	1097243	RAMALINGAM. S	Dravida Munnetra Kazhagam	599292	54.60%	ASAIMANI. S	All India Anna Dravida Munnetra Kazhagam	337978	30.80%	261314	23.80%
206	West Bengal	Basirhat	1433339	Nusrat Jahan Ruhi	All India Trinamool Congress	782078	54.60%	Sayantan Basu	Bharatiya Janata Party	431709	30.12%	350369	24.40%
207	Uttar Pradesh	Etah	999607	Rajveer Singh (Raju Bhaiya)	Bharatiya Janata Party	545348	54.60%	Ku. Devendra Singh Yadav	Samajwadi Party	422678	42.28%	122670	12.30%
208	ODISHA	ASKA	1013862	Pramila Bisoyi	Biju Janata Dal	552749	54.50%	Anita Subhadarshini	Bharatiya Janata Party	348042	34.33%	204707	20.20%

S.No	State	Constituency	Total Votes Polled	Winner	Party	Votes Polled for Winner	Vote Share % Winner	Runners up	Party	Votes Polled for Runners up	Vote Share % Runners up	Margin of Victory	Margin of Victory %
209	Gujarat	Junagadh	1005224	CHUDASAMA RAJESHBHAI NARANBHAI	Bharatiya Janata Party	547952	54.50%	VANSH PUNJABHAI BHIMABHAI	Indian National Congress	397767	39.57%	150185	14.90%
210	Tamil Nadu	Thiruvallur	1408189	Dr.K.Jayakumar	Indian National Congress	767292	54.50%	Dr.P.Venugopal	All India Anna Dravida Munnetra Kazhagam	410337	29.14%	356955	25.30%
211	MADHYA PRADESH	SIDHI	1282705	Riti Pathak	Bharatiya Janata Party	698342	54.40%	Ajay Arjun Singh	Indian National Congress	411818	32.11%	286524	22.30%
212	Bihar	Madhepura	1147274	Dinesh Chandra Yadav	Janata Dal (United)	624334	54.40%	Sharad Yadav	Rashtriya Janata Dal	322807	28.14%	301527	26.30%
213	West Bengal	Alipurduars	1380217	JOHN BARLA	Bharatiya Janata Party	750804	54.40%	DASRATH TIRKEY	All India Trinamool Congress	506815	36.72%	243989	17.70%
214	Uttar Pradesh	Fatehpur	1043655	NIRANJAN JYOTI	Bharatiya Janata Party	566040	54.20%	SUKHDEV PRASAD VERMA	Bahujan Samaj Party	367835	35.24%	198205	19.00%
215	Kerala	Idukki	919297	Adv. DEAN KURIAKOSE	Indian National Congress	498493	54.20%	Adv, JOICE GEORGE	Independent	327440	35.62%	171053	18.60%

S.No	State	Constituency	Total Votes Polled	Winner	Party	Votes Polled for Winner	Vote Share % Winner	Runners up	Party	Votes Polled for Runners up	Vote Share % Runners up	Margin of Victory	Margin of Victory %
216	TAMIL NADU	NILGIRIS	1010719	RAJA, A.	Dravida Munnetra Kazhagam	547832	54.20%	THIYAGARAJAN, M.	All India Anna Dravida Munnetra Kazhagam	342009	33.84%	205823	20.40%
217	Madhya Pradesh	KHARGONE	1427607	GAJENDRA UMRAO SINGH PATEL	Bharatiya Janata Party	773550	54.20%	DR. GOVIND SUBHAN MUJALDA	Indian National Congress	571040	40.00%	202510	14.20%
218	Karnataka	Bangalore Rural	1621906	D.K. SURESH	Indian National Congress	878258	54.10%	ASHWATHNARAYANGOWDA	Bharatiya Janata Party	671388	41.40%	206870	12.80%
219	PUNJAB	FIROZPUR	1172033	SUKHBIR SINGH BADAL	Shiromani Akali Dal	633427	54.00%	SHER SINGH GHUBAYA	Indian National Congress	434577	37.08%	198850	17.00%
220	Uttar Pradesh	Lalganj	960568	Sangeeta Azad	Bahujan Samaj Party	518820	54.00%	Neelam Sonker	Bharatiya Janata Party	357223	37.19%	161597	16.80%
221	TAMIL NADU	ARANI	1143907	VISHNU PRASAD M K	Indian National Congress	617760	54.00%	ELUMALAI V	All India Anna Dravida Munnetra Kazhagam	386954	33.83%	230806	20.20%
222	Karnataka	Haveri	1266679	UDASI. S.C.	Bharatiya Janata Party	683660	54.00%	D.R. PATIL	Indian National Congress	542778	42.85%	140882	11.10%

S.No	State	Constituency	Total Votes Polled	Winner	Party	Votes Polled for Winner	Vote Share % Winner	Runners up	Party	Votes Polled for Runners up	Vote Share % Runners up	Margin of Victory	Margin of Victory %
223	MAHARASHTRA	MUMBAI NORTH CENTRAL	901784	POONAM MAHAJAN	Bharatiya Janata Party	486672	54.00%	DUTT PRIYA SUNIL	Indian National Congress	356667	39.55%	130005	14.40%
224	MAHARASHTRA	WARDHA	1072570	Ramdas Chandrabhanji Tadas	Bharatiya Janata Party	578364	53.90%	Charulata Rao Tokas	Indian National Congress	391173	36.47%	187191	17.50%
225	NATIONAL CAPITAL TERRITORY OF DELHI	NORTH EAST DELHI	1461475	MANOJ TIWARI	Bharatiya Janata Party	787799	53.90%	SHEILA DIKSHIT	Indian National Congress	421697	28.85%	366102	25.10%
226	Karnataka	Chikballapur	1386963	B.N.Bache Gowda	Bharatiya Janata Party	745912	53.80%	M.Veerappa Moily	Indian National Congress	563802	40.65%	182110	13.10%
227	Bihar	SUPAUL	1110805	Dileshwar Kamait	Janata Dal (United)	597377	53.80%	Ranjeet Ranjan	Indian National Congress	330524	29.76%	266853	24.00%
228	Bihar	Hajipur (SC)	1006817	PASHU PATI KUMAR PARAS	Lok Jan Shakti Party	541310	53.80%	SHIV CHANDRA RAM	Rashtriya Janata Dal	335861	33.36%	205449	20.40%
229	Uttar Pradesh	Mainpuri	976518	MULAYAM SINGH YADAV	Samajwadi Party	524926	53.80%	PREM SINGH SHAKYA	Bharatiya Janata Party	430537	44.09%	94389	9.70%
230	Madhya Pradesh	DHAR	1344132	CHATTARSINGH DARBAR	Bharatiya Janata Party	722147	53.70%	GIRWAL DINESH	Indian National Congress	566118	42.12%	156029	11.60%

S.No	State	Constituency	Total Votes Polled	Winner	Party	Votes Polled for Winner	Vote Share % Winner	Runners up	Party	Votes Polled for Runners up	Vote Share % Runners up	Margin of Victory	Margin of Victory %
231	Uttar Pradesh	Hardoi	1057558	Jai Prakash	Bharatiya Janata Party	568143	53.70%	Usha Verma	Samajwadi Party	435669	41.20%	132474	12.50%
232	Uttar Pradesh	Kheri	1136660	Ajay Kumar	Bharatiya Janata Party	609589	53.60%	Dr. Purvi Verma	Samajwadi Party	390782	34.38%	218807	19.20%
233	MEGHALAYA	SHILLONG	784190	VINCENT H. PALA	Indian National Congress	419689	53.50%	JEMINO MAWTHOH	United Democratic Party	267256	34.08%	152433	19.40%
234	Jharkhand	Godda	1194036	Nishikant Dubey	Bharatiya Janata Party	637610	53.40%	Pradeep Yadav	Jharkhand Vikas Morcha (Prajatantrik)	453383	37.97%	184227	15.40%
235	Uttar Pradesh	Mirzapur	1108965	Anupriya Singh Patel	Apna Dal (Soneylal)	591564	53.30%	Ramcharitra Nishad	Samajwadi Party	359556	32.42%	232008	20.90%
236	MAHARASHTRA	MUMBAI SOUTH CENTRAL	797250	Rahul Ramesh Shewale	Shivsena	424913	53.30%	Eknath M. Gaikwad	Indian National Congress	272774	34.21%	152139	19.10%
237	Karnataka	Raichur	1124385	RAJA AMARESHWARA NAIK	Bharatiya Janata Party	598337	53.20%	B. V NAIK	Indian National Congress	480621	42.75%	117716	10.50%
238	Uttar Pradesh	Bahraich	989848	AKSHAIBAR LAL	Bharatiya Janata Party	525982	53.10%	SHABBIR BALMIKI	Samajwadi Party	397230	40.13%	128752	13.00%

S.No	State	Constituency	Total Votes Polled	Winner	Party	Votes Polled for Winner	Vote Share % Winner	Runners up	Party	Votes Polled for Runners up	Vote Share % Runners up	Margin of Victory	Margin of Victory %
239	Andhra Pradesh	Nellore	1287036	Adala Prabhakara Reddy	Yuvajana Sramika Rythu Congress Party	683830	53.10%	Beeda Masthan Rao	Telugu Desam	535259	41.59%	148571	11.50%
240	Bihar	Saran	941656	Rajiv Pratap Rudy	Bharatiya Janata Party	499342	53.00%	Chandrika Roy	Rashtriya Janata Dal	360913	38.33%	138429	14.70%
241	West Bengal	Uluberia	1311099	SAJDA AHMED	All India Trinamool Congress	694945	53.00%	JOY BANERJEE	Bharatiya Janata Party	479586	36.58%	215359	16.40%
242	Karnataka	Chikkodi	1217549	ANNASAHEB SHANKAR JOLLE	Bharatiya Janata Party	645017	53.00%	PRAKASH BABANNA HUKKERI	Indian National Congress	526140	43.21%	118877	9.80%
243	Karnataka	Hassan	1277552	PRAJWAL REVANNA	Janata Dal (Secular)	676606	53.00%	MANJU A	Bharatiya Janata Party	535282	41.90%	141324	11.10%
244	NATIONAL CAPITAL TERRITORY OF DELHI	CHANDNI CHOWK	980390	HARSH VARDHAN	Bharatiya Janata Party	519055	52.90%	JAI PRAKASH AGARWAL	Indian National Congress	290910	29.67%	228145	23.30%
245	Uttar Pradesh	Bareilly	1068342	SANTOSH KUMAR GANGWAR	Bharatiya Janata Party	565270	52.90%	BHAGWAT SARAN GANGWAR	Samajwadi Party	397988	37.25%	167282	15.70%
246	Bihar	Araria	1169630	PRADEEP KUMAR SINGH	Bharatiya Janata Party	618434	52.90%	SARFARAZ ALAM	Rashtriya Janata Dal	481193	41.14%	137241	11.70%

S.No	State	Constituency	Total Votes Polled	Winner	Party	Votes Polled for Winner	Vote Share % Winner	Runners up	Party	Votes Polled for Runners up	Vote Share % Runners up	Margin of Victory	Margin of Victory %
247	Karnataka	Bangalore North	1559459	D.V. Sadananda Gowda	Bharatiya Janata Party	824500	52.90%	Krishna Byregowda	Indian National Congress	676982	43.41%	147518	9.50%
248	Bihar	Vaishali	1074730	Veena Devi (W/o Dinesh Prasad Singh)	Lok Jan Shakti Party	568215	52.90%	Raghuvansh Prasad Singh	Rashtriya Janata Dal	333631	31.04%	234584	21.80%
249	Madhya Pradesh	SATNA	1113656	GANESH SINGH	Bharatiya Janata Party	588753	52.90%	RAJARAM TRIPATHI	Indian National Congress	357280	32.08%	231473	20.80%
250	Gujarat	Dahod	1063212	JASHVANTSINH SUMANBHAI BHABHOR	Bharatiya Janata Party	561760	52.80%	KATARA BABUBHAI KHIMABHAI	Indian National Congress	434164	40.84%	127596	12.00%
251	Andhra Pradesh	Hindupur	1338514	KURUVA GORANTLA MADHAV	Yuva Jana Sramika Rythu Congress Party	706602	52.80%	KRISTAPPA . NIMMALA	Telugu Desam	565854	42.27%	140748	10.50%
252	West Bengal	Ranaghat	1484035	JAGANNATH SARKAR	Bharatiya Janata Party	783253	52.80%	RUPALI BISWAS	All India Trinamool Congress	549825	37.05%	233428	15.70%

S.No	State	Constituency	Total Votes Polled	Winner	Party	Votes Polled for Winner	Vote Share % Winner	Runners up	Party	Votes Polled for Runners up	Vote Share % Runners up	Margin of Victory	Margin of Victory %
253	TAMIL NADU	ERODE	1067863	GANESHAMURTHI A	Dravida Munnetra Kazhagam	563591	52.80%	MANIMARAN G	All India Anna Dravida Munnetra Kazhagam	352973	33.05%	210618	19.70%
254	Uttar Pradesh	Hamirpur	1089778	KUNWAR PUSHPENDRA SINGH CHANDEL	Bharatiya Janata Party	575122	52.80%	DILIP KUMAR SINGH	Bahujan Samaj Party	326470	29.96%	248652	22.80%
255	Bihar	Khagaria	966813	Choudhary Mehboob Ali Kaiser	Lok Jan Shakti Party	510193	52.80%	Mukesh Sahani	Vikassheel Insaan Party	261623	27.06%	248570	25.70%
256	RAJASTHAN	KARAU LI DHOLPUR	998044	MANOJ RAJORIA	Bharatiya Janata Party	526443	52.70%	SANJAY KUMAR	Indian National Congress	428761	42.96%	97682	9.80%
257	Uttar Pradesh	Rampur	1060921	Mohammad Azam Khan	Samajwadi Party	559177	52.70%	Jayaprada Nahata	Bharatiya Janata Party	449180	42.34%	109997	10.40%
258	MAHARASHTRA	Maval	1368872	SHRIRANG APPA CHANDU BARNE	Shivsena	720663	52.60%	PARTH AJIT PAWAR	Nationalist Congress Party	504750	36.87%	215913	15.80%
259	MAHARASHTRA	MUMBAI SOUTH	801611	Arvind Ganpat Sawant	Shivsena	421937	52.60%	Deora Milind Murli	Indian National Congress	321870	40.15%	100067	12.50%

S.No	State	Constituency	Total Votes Polled	Winner	Party	Votes Polled for Winner	Vote Share % Winner	Runners up	Party	Votes Polled for Runners up	Vote Share % Runners up	Margin of Victory	Margin of Victory %
260	TAMIL NADU	KRISHNAGIRI	1161369	Dr.A.CHELLAKUMAR	Indian National Congress	611298	52.60%	K.P.MUNUSAMY	All India Anna Dravida Munnetra Kazhagam	454533	39.14%	156765	13.50%
261	MAHARASHTRA	Baramati	1304728	Supriya Sule	Nationalist Congress Party	686714	52.60%	Kanchan Rahul Kool	Bharatiya Janata Party	530940	40.69%	155774	11.90%
262	Bihar	Nawada	942462	Chandan Singh	Lok Jan Shakti Party	495684	52.60%	Vibha Devi	Rashtriya Janata Dal	347612	36.88%	148072	15.70%
263	Assam	Silchar	949696	RAJDEEP ROY	Bharatiya Janata Party	499414	52.60%	SUSHMITA DEV	Indian National Congress	417818	43.99%	81596	8.60%
264	Chhattisgarh	BILASPUR	1209434	ARUN SAO	Bharatiya Janata Party	634559	52.50%	ATAL SHRIVASTAV	Indian National Congress	492796	40.75%	141763	11.70%
265	Bihar	Nalanda	1031286	Kaushlendra Kumar	Janata Dal (United)	540888	52.40%	Ashok Kumar Azad	Hindustani Awam Morcha (Secular)	284751	27.61%	256137	24.80%
266	Madhya Pradesh	GWALIOR	1196096	VIVEK NARAYAN SHEJWALKAR	Bharatiya Janata Party	627250	52.40%	ASHOK SINGH	Indian National Congress	480408	40.16%	146842	12.30%

S.No	State	Constituency	Total Votes Polled	Winner	Party	Votes Polled for Winner	Vote Share % Winner	Runners up	Party	Votes Polled for Runners up	Vote Share % Runners up	Margin of Victory	Margin of Victory %
267	Bihar	Arrah	1080684	R. K. Singh	Bharatiya Janata Party	566480	52.40%	Raju Yadav	Communist Party of India (Marxist- Leninist) (Liberation)	419195	38.79%	147285	13.60%
268	Karnataka	Bidar	1117167	BHAGWANTH KHUBA	Bharatiya Janata Party	585471	52.40%	ESHWAR B. KHANDRE	Indian National Congress	468637	41.95%	116834	10.50%
269	Kerala	Alathur	1018743	RAMYA HARIDAS	Indian National Congress	533815	52.40%	DR. P.K.BIJU	Communist Party of India (Marxist)	374847	36.80%	158968	15.60%
270	Arunachal Pradesh	ARUNACHAL EAST	293781	Tapir Gao	Bharatiya Janata Party	153883	52.40%	Lowangcha Wanglat	Indian National Congress	83935	28.57%	69948	23.80%
271	Uttarakhand	Hardwar	1271030	Ramesh Pokhriyal 'Nishank'	Bharatiya Janata Party	665674	52.40%	Amrish Kumar	Indian National Congress	406945	32.02%	258729	20.40%
272	Andhra Pradesh	Aruku	1074538	GODDETI. MADHAVI	Yuvajana Sramika Rythu Congress Party	562190	52.30%	KISHORE CHANDRA DEO	Telugu Desam	338101	31.46%	224089	20.90%
273	Karnataka	Mysore	1318041	PRATHAP SIMHA	Bharatiya Janata Party	688974	52.30%	C.H.VIJAYASHANKAR	Indian National Congress	550327	41.75%	138647	10.50%

S.No	State	Constituency	Total Votes Polled	Winner	Party	Votes Polled for Winner	Vote Share % Winner	Runners up	Party	Votes Polled for Runners up	Vote Share % Runners up	Margin of Victory	Margin of Victory %
274	RAJASTHAN	TONK SAWAI MADHOPUR	1233458	Sukhbir Singh Jaunapuria	Bharatiya Janata Party	644319	52.20%	Namonarayan	Indian National Congress	533028	43.21%	111291	9.00%
275	MAHARASHTRA	BHANDARA GONDIYA	1244931	Sunil Baburao Mendhe	Bharatiya Janata Party	650243	52.20%	Panchabudhe Nana Jairam	Nationalist Congress Party	452849	36.38%	197394	15.90%
276	MEGHALAYA	TURA	583041	AGATHA K. SANGMA	National People's Party	304455	52.20%	DR. MUKUL SANGMA	Indian National Congress	240425	41.24%	64030	11.00%
277	TAMIL NADU	SIVAGANGA	1084468	KARTI P CHIDAMBARAM	Indian National Congress	566104	52.20%	H.RAJA	Bharatiya Janata Party	233860	21.56%	332244	30.60%
278	TAMIL NADU	NAGAPATTINAM	1002208	SELVARAJ M	Communist Party of India	522892	52.20%	SARAVANAN M	All India Anna Dravida Munnetra Kazhagam	311539	31.09%	211353	21.10%
279	Haryana	Sirsa	1369486	Sunita Duggal	Bharatiya Janata Party	714351	52.20%	Ashok Tanwar	Indian National Congress	404433	29.53%	309918	22.60%
280	Karnataka	Gulbarga	1189361	DR. UMESH G JADHAV	Bharatiya Janata Party	620192	52.10%	MALLIKARJUN KHARGE	Indian National Congress	524740	44.12%	95452	8.00%

S.No	State	Constituency	Total Votes Polled	Winner	Party	Votes Polled for Winner	Vote Share % Winner	Runners up	Party	Votes Polled for Runners up	Vote Share % Runners up	Margin of Victory	Margin of Victory %
281	Madhya Pradesh	GUNA	1178423	KRISHNA PAL SINGH "Dr. K. P. YADAV"	Bharatiya Janata Party	614049	52.10%	JYOTIRADITYA M. SCINDIA	Indian National Congress	488500	41.45%	125549	10.70%
282	MAHARASHTRA	BHIWANDI	1005172	KAPIL MORESHWAR PATIL	Bharatiya Janata Party	523583	52.10%	TAWARE SURESH KASHINATH	Indian National Congress	367254	36.54%	156329	15.60%
283	Uttar Pradesh	Misrikh	1026668	Ashok Kumar Rawat	Bharatiya Janata Party	534429	52.10%	Dr Neelu Satyarthi	Bahujan Samaj Party	433757	42.25%	100672	9.80%
284	Andhra Pradesh	Chittoor	1319472	N. REDDEPPA	Yuvajana Sramika Rythu Congress Party	686792	52.10%	NARAMALLI SIVA PRASAD	Telugu Desam	549521	41.65%	137271	10.40%
285	Haryana	Sonipat	1129532	RAMESH CHANDER KAUSHIK	Bharatiya Janata Party	587664	52.00%	BHUPINDER SINGH HOODA	Indian National Congress	422800	37.43%	164864	14.60%
286	MAHARASHTRA	SATARA	1115434	SHRIMANT CHH. UDAYANRAJE PRATAPSINHM AHARAJ BHONSLE	Nationalist Congress Party	579026	51.90%	NARENDRA ANNASAHEB PATIL	Shivsena	452498	40.57%	126528	11.30%
287	West Bengal	Mathurapur	1401953	CHOUDHURY MOHAN JATUA	All India Trinamool Congress	726828	51.80%	SHYAMAPRASAD HALDER	Bharatiya Janata Party	522854	37.29%	203974	14.50%

S.No	State	Constituency	Total Votes Polled	Winner	Party	Votes Polled for Winner	Vote Share % Winner	Runners up	Party	Votes Polled for Runners up	Vote Share % Runners up	Margin of Victory	Margin of Victory %
288	Andhra Pradesh	Narasaraopet	1437675	LAVU SRI KRISHNA DEVARAYALU	Yuvajana Sramika Rythu Congress Party	745089	51.80%	RAYAPATI SAMBASIVARAO	Telugu Desam	591111	41.12%	153978	10.70%
289	Chhattisgarh	SARGUJA	1280689	Renuka Singh Saruta	Bharatiya Janata Party	663711	51.80%	Khel Sai Singh	Indian National Congress	505838	39.50%	157873	12.30%
290	Telangana	Medak	1150223	Kotha Prabhakar Reddy	Telangana Rashtra Samithi	596048	51.80%	Anil Kumar Gali	Indian National Congress	279621	24.31%	316427	27.50%
291	Andhra Pradesh	Anantapur	1342306	TALARI RANGAIAH	Yuvajana Sramika Rythu Congress Party	695208	51.80%	J.C. PAVAN REDDY	Telugu Desam	553780	41.26%	141428	10.50%
292	PUNJAB	AMRITSAR	859513	GURJEET SINGH AUJLA	Indian National Congress	445032	51.80%	HARDEEP SINGH PURI	Bharatiya Janata Party	345406	40.19%	99626	11.60%
293	Tripura	Tripura West	1107755	Pratima Bhoumik	Bharatiya Janata Party	573532	51.80%	Subal Bhowmik	Indian National Congress	267843	24.18%	305689	27.60%
294	Uttar Pradesh	Ambedkar Nagar	1090152	Ritesh Pandey	Bahujan Samaj Party	564118	51.70%	Mukut Bihari	Bharatiya Janata Party	468238	42.95%	95880	8.80%
295	RAJASTHAN	DAUSA	1062834	Jaskaur Meena	Bharatiya Janata Party	548733	51.60%	Savita Meena	Indian National Congress	470289	44.25%	78444	7.40%

S.No	State	Constituency	Total Votes Polled	Winner	Party	Votes Polled for Winner	Vote Share % Winner	Runners up	Party	Votes Polled for Runners up	Vote Share % Runners up	Margin of Victory	Margin of Victory %
296	Kerala	Kollam	968123	N.K.Premachandran	Revolutionary Socialist Party	499677	51.60%	K.N.Balagopal	Communist Party of India (Marxist)	350821	36.24%	148856	15.40%
297	Uttar Pradesh	Jalaun	1129955	BHANU PRATAP SINGH VERMA	Bharatiya Janata Party	581763	51.50%	AJAY SINGH (PANKAJ)	Bahujan Samaj Party	423386	37.47%	158377	14.00%
298	Uttar Pradesh	Amroha	1169182	KUNWAR DANISH ALI	Bahujan Samaj Party	601082	51.40%	KANWAR SINGH TANWAR	Bharatiya Janata Party	537834	46.00%	63248	5.40%
299	Assam	Jorhat	1057965	TOPON KUMAR GOGOI	Bharatiya Janata Party	543288	51.40%	SUSHANTA BORGOHAIN	Indian National Congress	460635	43.54%	82653	7.80%
300	Kerala	Ponnani	1017265	E. T. Mohammed Basheer	Indian Union Muslim League	521824	51.30%	P.V. Anvar Puthan Veetil	Independent	328551	32.30%	193273	19.00%
301	TAMIL NADU	POLLACHI	1081875	SHANMUGA SUNDARAM. K	Dravida Munnetra Kazhagam	554230	51.20%	MAHENDRAN. C	All India Anna Dravida Munnetra Kazhagam	378347	34.97%	175883	16.30%
302	Uttar Pradesh	Ghazipur	1105627	AFZAL ANSARI	Bahujan Samaj Party	566082	51.20%	MANOJ SINHA	Bharatiya Janata Party	446690	40.40%	119392	10.80%
303	West Bengal	Asansol	1238135	BABUL SUPRIYO	Bharatiya Janata Party	633378	51.20%	MOON MOON SEN	All India Trinamool Congress	435741	35.19%	197637	16.00%

S.No	State	Constituency	Total Votes Polled	Winner	Party	Votes Polled for Winner	Vote Share % Winner	Runners up	Party	Votes Polled for Runners up	Vote Share % Runners up	Margin of Victory	Margin of Victory %
304	Haryana	Hisar	1179869	BRIJENDRA SINGH	Bharatiya Janata Party	603289	51.10%	DUSHYANT CHAUTALA	Jannayak Janta Party	289221	24.51%	314068	26.60%
305	Uttar Pradesh	Aonla	1052795	DHARMENDRA KASHYAP	Bharatiya Janata Party	537675	51.10%	RUCHIVIRA	Bahujan Samaj Party	423932	40.27%	113743	10.80%
306	Bihar	Munger	1036268	RAJIV RANJAN SINGH ALIAS LALAN SINGH	Janata Dal (United)	528762	51.00%	NILAM DEVI	Indian National Congress	360825	34.82%	167937	16.20%
307	Karnataka	Mandya	1379210	SUMALATHA AMBAREESH	Independent	703660	51.00%	NIKHIL KUMARASWAMY	Janata Dal (Secular)	577784	41.89%	125876	9.10%
308	Andhra Pradesh	Kurnool	1182011	AYUSHMAN DOCTOR SANJEEV KUMAR	YuvaJana Sramika Rythu Congress Party	602554	51.00%	KOTLA JAYA SURYA PRAKASH REDDY	Telugu Desam	453665	38.38%	148889	12.60%
309	Uttar Pradesh	Bijnor	1100763	MALOOK NAGAR	Bahujan Samaj Party	561045	51.00%	RAJA BHARATENDRA SINGH	Bharatiya Janata Party	491104	44.61%	69941	6.40%
310	Andhra Pradesh	Eluru	1327923	KOTAGIRI SRIDHAR	YuvaJana Sramika Rythu Congress Party	676809	51.00%	MAGANTTI VENKATESWARA RAO BABU	Telugu Desam	510884	38.47%	165925	12.50%

S.No	State	Constituency	Total Votes Polled	Winner	Party	Votes Polled for Winner	Vote Share % Winner	Runners up	Party	Votes Polled for Runners up	Vote Share % Runners up	Margin of Victory	Margin of Victory %
311	ODISHA	KENDRAPARA	1236466	Anubhav Mohanty	Biju Janata Dal	628939	50.90%	BAIJAYANT PANDA	Bharatiya Janata Party	476355	38.53%	152584	12.30%
312	MAHARASHTRA	RATNAGIRI SINDHUDURG	901102	Vinayak Raut	Shivsena	458022	50.80%	Nilesh Narayan Rane	Maharashtra Swabhimaan Paksh,	279700	31.04%	178322	19.80%
313	Uttar Pradesh	Etawah	1027815	Dr RAM SHANKAR KATHERIA	Bharatiya Janata Party	522119	50.80%	KAMLESH KUMAR	Samajwadi Party	457682	44.53%	64437	6.30%
314	Kerala	Ernakulam	967203	HIBI EDEN	Indian National Congress	491263	50.80%	P RAJEEV	Communist Party of India (Marxist)	322110	33.30%	169153	17.50%
315	Bihar	Sasaram (SC)	974749	CHHEDI PASWAN	Bharatiya Janata Party	494800	50.80%	MEIRA KUMAR	Indian National Congress	329055	33.76%	165745	17.00%
316	Madhya Pradesh	BALAGHAT	1372018	DR DHAL SINGH BISEN	Bharatiya Janata Party	696102	50.70%	MADHU BHAGAT	Indian National Congress	454036	33.09%	242066	17.60%
317	Uttar Pradesh	Salempur	921066	RAVINDER	Bharatiya Janata Party	467241	50.70%	R S KUSHWAHA	Bahujan Samaj Party	354764	38.52%	112477	12.20%
318	Chhattisgarh	RAJNANDGAON	1307033	SANTOSH PANDEY	Bharatiya Janata Party	662387	50.70%	BHOLA RAM SAHU	Indian National Congress	550421	42.11%	111966	8.60%

S.No	State	Constituency	Total Votes Polled	Winner	Party	Votes Polled for Winner	Vote Share % Winner	Runners up	Party	Votes Polled for Runners up	Vote Share % Runners up	Margin of Victory	Margin of Victory %
319	MAHARASHTRA	HINGOLI	1157516	Hemant Patil	Shivsena	586312	50.70%	Wankhede Subhashrao Bapurao	Indian National Congress	308456	26.65%	277856	24.00%
320	Uttar Pradesh	Moradabad	1282206	Dr. S.T. HASAN	Samajwadi Party	649416	50.60%	KUNWAR SARVESH KUMAR	Bharatiya Janata Party	551538	43.01%	97878	7.60%
321	West Bengal	Jalpaiguri	1500922	Dr. JAYANTA KUMAR ROY	Bharatiya Janata Party	760145	50.60%	BIJOY CHANDRA BARMAN	All India Trinamool Congress	576141	38.39%	184004	12.30%
322	Chandigarh	Chandigarh	456568	KIRRON KHER	Bharatiya Janata Party	231188	50.60%	PAWAN KUMAR BANSAL	Indian National Congress	184218	40.35%	46970	10.30%
323	PUNJAB	GURDASPUR	1103887	SUNNY DEOL	Bharatiya Janata Party	558719	50.60%	SUNIL JAKHAR	Indian National Congress	476260	43.14%	82459	7.50%
324	Telangana	Nagarkurnool	989847	POTHUGANTI RAMULU	Telangana Rashtra Samithi	499672	50.50%	DR MALLU RAVI	Indian National Congress	309924	31.31%	189748	19.20%
325	Karnataka	Bellary	1221926	Y. DEVENDRAPPA	Bharatiya Janata Party	616388	50.40%	V. S. UGRAPPA	Indian National Congress	560681	45.89%	55707	4.60%
326	Chhattisgarh	MAHASAMUND	1222335	CHUNNI LAL SAHU	Bharatiya Janata Party	616580	50.40%	DHANENDRA SAHU	Indian National Congress	526069	43.04%	90511	7.40%

S.No	State	Constituency	Total Votes Polled	Winner	Party	Votes Polled for Winner	Vote Share % Winner	Runners up	Party	Votes Polled for Runners up	Vote Share % Runners up	Margin of Victory	Margin of Victory %
327	Uttar Pradesh	Kairana	1124047	Pradeep Kumar	Bharatiya Janata Party	566961	50.40%	Tabassum Begum	Samajwadi Party	474801	42.24%	92160	8.20%
328	ODISHA	JAGATSINGHPUR	1229190	RAJASHREE MALLICK	Biju Janata Dal	619985	50.40%	BIBHU PRASAD TARAI	Bharatiya Janata Party	348330	28.34%	271655	22.10%
329	Karnataka	Bangalore central	1197234	P. C. Mohan	Bharatiya Janata Party	602853	50.40%	Rizwan Arshad	Indian National Congress	531885	44.43%	70968	5.90%
330	Uttar Pradesh	Baghpat	1044894	Dr. SATYAPAL SINGH	Bharatiya Janata Party	525789	50.30%	JAYANT CHAUDHARY	Rashtriya Lok Dal	502287	48.07%	23502	2.20%
331	Uttar Pradesh	Ghosi	1140781	ATUL KUMAR SINGH	Bahujan Samaj Party	573829	50.30%	HARINARAYAN	Bharatiya Janata Party	451261	39.56%	122568	10.70%
332	Kerala	Kannur	1053842	K. SUDHAKARAN	Indian National Congress	529741	50.30%	P. K. SREEMATHI TEACHER	Communist Party of India (Marxist)	435182	41.29%	94559	9.00%
333	MAHARASHTRA	NASHIK	1121232	Godse Hemant Tukaram	Shivsena	563599	50.30%	Sameer Magan Bhujbal	Nationalist Congress Party	271395	24.21%	292204	26.10%
334	Tamil Nadu	Tirunelveli	1039761	GNANATHIRAVIAM S	Dravida Munnetra Kazhagam	522623	50.30%	PAUL MANOJ PANDIAN	All India Anna Dravida Munnetra Kazhagam	337166	32.43%	185457	17.80%

S.No	State	Constituency	Total Votes Polled	Winner	Party	Votes Polled for Winner	Vote Share % Winner	Runners up	Party	Votes Polled for Runners up	Vote Share % Runners up	Margin of Victory	Margin of Victory %
335	Karnataka	Chitradurga	1245950	A NARAYANASWAMY	Bharatiya Janata Party	626195	50.30%	B N CHANDRAPPA	Indian National Congress	546017	43.82%	80178	6.40%
336	TAMIL NADU	CHENNAI SOUTH	1125857	T.SUMATHY (A) THAMIZHACHI THANGAPANDIAN	Dravida Munnetra Kazhagam	564872	50.20%	Dr.J.JAYAVARDHAN	All India Anna Dravida Munnetra Kazhagam	302649	26.88%	262223	23.30%
337	MAHARASHTRA	Beed	1352399	Pritam Gopinathrao Munde	Bharatiya Janata Party	678175	50.10%	Bajrang Manohar Sonwane	Nationalist Congress Party	509807	37.70%	168368	12.40%
338	West Bengal	Tamluk	1446499	Adhikari Dibyendu	All India Trinamool Congress	724433	50.10%	Sidharthashankar Naskar	Bharatiya Janata Party	534268	36.94%	190165	13.10%
339	Uttar Pradesh	Jaunpur	1040652	SHYAM SINGH YADAV	Bahujan Samaj Party	521128	50.10%	KRISHNA PRATAP SINGH K.P.	Bharatiya Janata Party	440192	42.30%	80936	7.80%
340	TAMIL NADU	CUDDALORE	1043202	T. R. V .S. RAMESH	Dravida Munnetra Kazhagam	522160	50.10%	Dr. R. GOVINDASAMY	Pattali Makkal Katchi	378177	36.25%	143983	13.80%
341	Bihar	Katihar	1117734	DULAL CHANDRA GOSWAMI	Janata Dal (United)	559423	50.00%	TARIQ ANWAR	Indian National Congress	502220	44.93%	57203	5.10%

S.No	State	Constituency	Total Votes Polled	Winner	Party	Votes Polled for Winner	Vote Share % Winner	Runners up	Party	Votes Polled for Runners up	Vote Share % Runners up	Margin of Victory	Margin of Victory %
342	West Bengal	Kanthi	1424247	Adhikari Sisir	All India Trinamool Congress	711872	50.00%	Dr. Debasish Samanta	Bharatiya Janata Party	600204	42.14%	111668	7.80%
343	Uttar Pradesh	Domariyaganj	985269	JAGDAMBIKA PAL	Bharatiya Janata Party	492253	50.00%	AFTAB ALAM	Bahujan Samaj Party	386932	39.27%	105321	10.70%
344	West Bengal	Kolkata Uttar	950613	BANDYOPADHYAY SUDIP	All India Trinamool Congress	474891	50.00%	RAHUL (BISWAJIT) SINHA	Bharatiya Janata Party	347796	36.59%	127095	13.40%
345	MAHARASHTRA	RAMTEK	1196744	Krupal Balaji Tumane	Shivsena	597126	49.90%	Kishore Uttamrao Gajbhiye	Indian National Congress	470343	39.30%	126783	10.60%
346	MAHARASHTRA	DINDORI	1137631	Dr. Bharati Pravin Pawar	Bharatiya Janata Party	567470	49.90%	Dhanraj Haribhau Mahale	Nationalist Congress Party	368691	32.41%	198779	17.50%
347	MAHARASHTRA	NANDURBAR	1281738	Dr. Heena Vijaykumar Gavit	Bharatiya Janata Party	639136	49.90%	Adv. K. C. Padavi	Indian National Congress	543507	42.40%	95629	7.50%
348	ODISHA	JAIPUR	1092084	SARMISTHA SETHI	Biju Janata Dal	544020	49.80%	AMIYA KANTA MALLICK	Bharatiya Janata Party	442327	40.50%	101693	9.30%
349	Telangana	Khammam	1139831	NAMA NAGESWR RAO	Telangana Rashtra Samithi	567459	49.80%	RENUKA CHOWDHURY	Indian National Congress	399397	35.04%	168062	14.70%

S.No	State	Constituency	Total Votes Polled	Winner	Party	Votes Polled for Winner	Vote Share % Winner	Runners up	Party	Votes Polled for Runners up	Vote Share % Runners up	Margin of Victory	Margin of Victory %
350	NAGALAND	NAGALAND	1006357	Tokheho Yepthomi	Nationalist Democratic Progressive Party	500510	49.70%	K L Chishi	Indian National Congress	484166	48.11%	16344	1.60%
351	Uttar Pradesh	Amethi	942453	Smriti Irani	Bharatiya Janata Party	468514	49.70%	Rahul Gandhi	Indian National Congress	413394	43.86%	55120	5.80%
352	Madhya Pradesh	RATLAM	1400509	GUMAN SINGH DAMOR	Bharatiya Janata Party	696103	49.70%	KANTILAL BHURIA	Indian National Congress	605467	43.23%	90636	6.50%
353	Uttar Pradesh	Mohanlalganj	1269040	Kaushal Kishore	Bharatiya Janata Party	629748	49.60%	C. L. Verma	Bahujan Samaj Party	539519	42.51%	90229	7.10%
354	Assam	Nowgong	1493475	Pradyut Bordoloi	Indian National Congress	739724	49.50%	Sri Rupak Sharma	Bharatiya Janata Party	722972	48.41%	16752	1.10%
355	MAHARASHTRA	Akola	1119440	Dhotre Sanjay Shamrao	Bharatiya Janata Party	554444	49.50%	Ambedkar (Adv) Prakash Yashwant	Vanchit Bahujan Aaghadi	278848	24.91%	275596	24.60%
356	MAHARASHTRA	OSMANABAD	1204730	Omprakash Bhupalsinh Alias Pawan Rajenimbalkar	Shivsena	596640	49.50%	Ranajagjitsinha Padmasinha Patil	Nationalist Congress Party	469074	38.94%	127566	10.60%

S.No	State	Constituency	Total Votes Polled	Winner	Party	Votes Polled for Winner	Vote Share % Winner	Runners up	Party	Votes Polled for Runners up	Vote Share % Runners up	Margin of Victory	Margin of Victory %
357	ODISHA	CUTTACK	1059490	BHARTRUHARI MAHTAB	Biju Janata Dal	524592	49.50%	PRAKASH MISHRA	Bharatiya Janata Party	403391	38.07%	121201	11.40%
358	Uttar Pradesh	Muzaffarnagar	1160071	Sanjeev Kumar Balyan	Bharatiya Janata Party	573780	49.50%	Ajit Singh	Rashtriya Lok Dal	567254	48.90%	6526	0.60%
359	RAJASTHAN	BANSWARA	1439671	KANAKMAL KATARA	Bharatiya Janata Party	711709	49.40%	TARACHAND BHAGORA	Indian National Congress	406245	28.22%	305464	21.20%
360	Kerala	Vadakara	1065619	K. MURALEEDHARAN	Indian National Congress	526755	49.40%	P.JAYARAJAN	Communist Party of India (Marxist)	442092	41.49%	84663	7.90%
361	Uttar Pradesh	Kannauj	1140496	SUBRAT PATHAK	Bharatiya Janata Party	563087	49.40%	DIMPLE YADAV	Samajwadi Party	550734	48.29%	12353	1.10%
362	West Bengal	Purulia	1355236	JYOTIRMAY SINGH MAHATO	Bharatiya Janata Party	668107	49.30%	Dr. MRIGANKA MAHATO	All India Trinamool Congress	463375	34.19%	204732	15.10%
363	Karnataka	Koppal	1190347	KARADI SANGANNA AMARAPPA	Bharatiya Janata Party	586783	49.30%	K.RAJASHEKAR BASAVARAJ HITNAL	Indian National Congress	548386	46.07%	38397	3.20%
364	Tamil Nadu	Viluppuram	1135540	RAVIKUMAR D	Dravida Munnetra Kazhagam	559585	49.30%	VADIVEL RAVANAN S	Pattali Makkal Katchi	431517	38.00%	128068	11.30%

S.No	State	Constituency	Total Votes Polled	Winner	Party	Votes Polled for Winner	Vote Share % Winner	Runners up	Party	Votes Polled for Runners up	Vote Share % Runners up	Margin of Victory	Margin of Victory %
365	West Bengal	Bankura	1371855	DR. SUBHAS SARKAR	Bharatiya Janata Party	675319	49.20%	SUBRATA MUKHERJEE	All India Trinamool Congress	500986	36.52%	174333	12.70%
366	MAHARASHTRA	SHIRUR	1293117	Dr. Amol Ramsing Kolhe	Nationalist Congress Party	635830	49.20%	Adhalrao Shivaji Dattatreya	Shivsena	577347	44.65%	58483	4.50%
367	Jharkhand	Singhbhum	879329	GEETA KORA	Indian National Congress	431815	49.10%	LAXMAN GILUWA	Bharatiya Janata Party	359660	40.90%	72155	8.20%
368	Uttar Pradesh	Bhadohi	1039390	RAMESH CHAND	Bharatiya Janata Party	510029	49.10%	RANGNATH MISHRA	Bahujan Samaj Party	466414	44.87%	43615	4.20%
369	ODISHA	KANDHAMAL	941985	ACHYUTANANDA SAMANTA	Biju Janata Dal	461679	49.00%	Mahameghabahan Aira Kharabela Swain	Bharatiya Janata Party	312463	33.17%	149216	15.80%
370	West Bengal	Bangaon	1407758	SHANTANU THAKUR	Bharatiya Janata Party	687622	48.80%	MAMATA THAKUR	All India Trinamool Congress	576028	40.92%	111594	7.90%
371	Assam	Mangaldoi	1506107	DILIP SAIKIA	Bharatiya Janata Party	735469	48.80%	BHUBANESWAR KALITA	Indian National Congress	596924	39.63%	138545	9.20%
372	Bihar	Gaya (SC)	957248	Vijay Kumar	Janata Dal (United)	467007	48.80%	Jitan Ram Manjhi	Hindustani Awam Morcha (Secular)	314581	32.86%	152426	15.90%

S.No	State	Constituency	Total Votes Polled	Winner	Party	Votes Polled for Winner	Vote Share % Winner	Runners up	Party	Votes Polled for Runners up	Vote Share % Runners up	Margin of Victory	Margin of Victory %
373	Chhattisgarh	RAIGARH	1350124	GOMATI SAI	Bharatiya Janata Party	658335	48.80%	LALJEET SINGH RATHIA	Indian National Congress	592308	43.87%	66027	4.90%
374	Uttar Pradesh	Faizabad	1087121	LALLU SINGH	Bharatiya Janata Party	529021	48.70%	ANAND SEN	Samajwadi Party	463544	42.64%	65477	6.00%
375	West Bengal	Medinipur	1409815	Dilip Ghosh	Bharatiya Janata Party	685433	48.60%	Manas Ranjan Bhunia	All India Trinamool Congress	596481	42.31%	88952	6.30%
376	Lakshadweep	Lakshadweep	47009	MOHAMMED FAIZAL PP	Nationalist Congress Party	22851	48.60%	HAMDULLAH SAYEED	Indian National Congress	22028	46.86%	823	1.80%
377	Madhya Pradesh	MANDLA	1517255	FAGGAN SINGH KULASTE	Bharatiya Janata Party	737266	48.60%	KAMAL SINGH MARAVI	Indian National Congress	639592	42.15%	97674	6.40%
378	Jharkhand	Rajmahal	1047657	VIJAY KUMAR HANSDAK	Jharkhand Mukti Morcha	507830	48.50%	HEMLAL MURMU	Bharatiya Janata Party	408635	39.00%	99195	9.50%
379	ODISHA	BHUBANESWAR	1005215	APARAJITA SARANGI	Bharatiya Janata Party	486991	48.40%	Arup Mohan Patnaik	Biju Janata Dal	463152	46.07%	23839	2.40%

S.No	State	Constituency	Total Votes Polled	Winner	Party	Votes Polled for Winner	Vote Share % Winner	Runners up	Party	Votes Polled for Runners up	Vote Share % Runners up	Margin of Victory	Margin of Victory %
380	MAHARASHTRA	SOLAPUR	1084514	SHRI. SHA. BRA. DR. JAI SIDHESHWAR SHIVACHARY MAHASWAMIJI	Bharatiya Janata Party	524985	48.40%	SHINDE SUSHILKUMAR SAMBHAJIRAO	Indian National Congress	366377	33.78%	158608	14.60%
381	Uttar Pradesh	Sitapur	1064521	Rajesh Verma	Bharatiya Janata Party	514528	48.30%	Nakul Dubey	Bahujan Samaj Party	413695	38.86%	100833	9.50%
382	MAHARASHTRA	PALGHAR	1201941	Rajendra Dhedy Gavit	Shivsena	580479	48.30%	Baliram Sukur Jadhav	Bahujan Vikas Aaghadi	491596	40.90%	88883	7.40%
383	TAMIL NADU	SALEM	1255459	PARTHIBAN.S.R	Dravida Munnetra Kazhagam	606302	48.30%	SARAVANAN.K.R.S	All India Anna Dravida Munnetra Kazhagam	459376	36.59%	146926	11.70%
384	West Bengal	Ghatal	1488818	ADHIKARI DEEPAK (DEV)	All India Trinamool Congress	717959	48.20%	BHARATI GHOSH	Bharatiya Janata Party	609986	40.97%	107973	7.30%
385	Uttar Pradesh	Dhaurahra	1063840	REKHA VERMA	Bharatiya Janata Party	512905	48.20%	ARSHAD ILIYAS SIDDIQUI	Bahujan Samaj Party	352294	33.12%	160611	15.10%

S.No	State	Constituency	Total Votes Polled	Winner	Party	Votes Polled for Winner	Vote Share % Winner	Runners up	Party	Votes Polled for Runners up	Vote Share % Runners up	Margin of Victory	Margin of Victory %
386	MAHARASHTRA	Madha	1216319	Ranjeetsinha Hindurao Naik- Nimbalkar	Bharatiya Janata Party	586314	48.20%	Sanjaymama Vitthalrao Shinde	Nationalist Congress Party	500550	41.15%	85764	7.10%
387	Uttar Pradesh	Meerut	1216413	RAJENDRA AGARWAL	Bharatiya Janata Party	586184	48.20%	HAJI MOHAMMAD YAQOOB	Bahujan Samaj Party	581455	47.80%	4729	0.40%
388	West Bengal	Cooch behar	1524683	NISITH PRAMANIK	Bharatiya Janata Party	731594	48.00%	ADHIKARY PARESH CHANDRA	All India Trinamool Congress	677363	44.43%	54231	3.60%
389	Bihar	Banka	995806	GIRIDHARI YADAV	Janata Dal (United)	477788	48.00%	JAI PRAKASH NARAYAN YADAV	Rashtriya Janata Dal	277256	27.84%	200532	20.10%
390	Bihar	Buxar	986861	Ashwini Kumar Choubey	Bharatiya Janata Party	473053	47.90%	Jagadanand Singh	Rashtriya Janata Dal	355444	36.02%	117609	11.90%
391	West Bengal	Jadavpur	1436894	MIMI CHAKRABORTY	All India Trinamool Congress	688472	47.90%	ANUPAM HAZRA	Bharatiya Janata Party	393233	27.37%	295239	20.50%
392	Karnataka	Tumkur	1244858	G. S. BASAVARAJ	Bharatiya Janata Party	596127	47.90%	H. D. DEVEGOWDA	Janata Dal (Secular)	582788	46.82%	13339	1.10%
393	West Bengal	Bolpur	1461269	ASIT KUMAR MAL	All India Trinamool Congress	699171	47.80%	DAS RAMPRASAD	Bharatiya Janata Party	592769	40.57%	106402	7.30%

S.No	State	Constituency	Total Votes Polled	Winner	Party	Votes Polled for Winner	Vote Share % Winner	Runners up	Party	Votes Polled for Runners up	Vote Share % Runners up	Margin of Victory	Margin of Victory %
394	Kerala	Chalaky	990224	BENNY BEHANAN	Indian National Congress	473444	47.80%	INNOCENT	Communist Party of India (Marxist)	341170	34.45%	132274	13.40%
395	Uttar Pradesh	Pratapgarh	914665	SANGAM LAL GUPTA	Bharatiya Janata Party	436291	47.70%	ASHOK TRIPATHI	Bahujan Samaj Party	318539	34.83%	117752	12.90%
396	Madhya Pradesh	MORENA	1137290	NARENDRA SINGH TOMAR	Bharatiya Janata Party	541689	47.60%	RAMNIWAS RAWAT	Indian National Congress	428348	37.66%	113341	10.00%
397	West Bengal	Kolkata Dakshin	1206645	Mala Roy	All India Trinamool Congress	573119	47.50%	Chandra Kumar Bose	Bharatiya Janata Party	417927	34.64%	155192	12.90%
398	Andhra Pradesh	Vizianagaram	1217890	Bellana Chandra Sekhar	Yuva Jana Sramika Rythu Congress Party	578418	47.50%	Ashok Gajapathi Raju Pusapati	Telugu Desam	530382	43.55%	48036	3.90%
399	MAHARASHTRA	RAIGAD	1025467	Tatkare Sunil Dattatray	Nationalist Congress Party	486968	47.50%	Anant Geete	Shivsena	455530	44.42%	31438	3.10%
400	Goa	South Goa	424575	COSME FRANCISCO CAITANO SARDINHA	Indian National Congress	201561	47.50%	ADV. NARENDRA SAWAIKAR	Bharatiya Janata Party	191806	45.18%	9755	2.30%

S.No	State	Constituency	Total Votes Polled	Winner	Party	Votes Polled for Winner	Vote Share % Winner	Runners up	Party	Votes Polled for Runners up	Vote Share % Runners up	Margin of Victory	Margin of Victory %
401	SIKKIM	SIKKIM	351746	INDRA HANG SUBBA	Sikkim Krantikari Morcha	166922	47.50%	DEK BAHADUR KATWAL	Sikkim Democratic Front	154489	43.92%	12433	3.50%
402	ODISHA	PURI	1135620	PINAKI MISRA	Biju Janata Dal	538321	47.40%	Dr Sambit Patra	Bharatiya Janata Party	526607	46.37%	11714	1.00%
403	Uttar Pradesh	Ballia	989732	Virendra Singh	Bharatiya Janata Party	469114	47.40%	Sanatan Pandey	Samajwadi Party	453595	45.83%	15519	1.60%
404	Andhra Pradesh	Anakapalli	1238491	Dr.Beesetti Venkata Satyavathi	Yuvajana Sramika Rythu Congress Party	586226	47.30%	ADARI ANAND KUMAR	Telugu Desam	497034	40.13%	89192	7.20%
405	Uttar Pradesh	Badaun	1081108	Dr. Sanghmitra Maurya	Bharatiya Janata Party	511352	47.30%	Dharmendra Yadav	Samajwadi Party	492898	45.59%	18454	1.70%
406	MAHARASHTRA	SHIRDI	1029362	SADASHIV KISAN LOKHANDE	Shivsena	486820	47.30%	KAMBLE BHAUSAHEB MALHARI	Indian National Congress	366625	35.62%	120195	11.70%
407	Bihar	Pataliputra	1077749	RAM KRIPAL YADAV	Bharatiya Janata Party	509557	47.30%	MISHA BHARTI	Rashtriya Janata Dal	470236	43.63%	39321	3.60%
408	Jharkhand	Dumka	1025968	SUNIL SOREN	Bharatiya Janata Party	484923	47.30%	SHIBU SOREN	Jharkhand Mukti Morcha	437333	42.63%	47590	4.60%

S.No	State	Constituency	Total Votes Polled	Winner	Party	Votes Polled for Winner	Vote Share % Winner	Runners up	Party	Votes Polled for Runners up	Vote Share % Runners up	Margin of Victory	Margin of Victory %
409	Andhra Pradesh	Bapatla	1266492	NANDIGAM SURESH	Yuvajana Sramika Rythu Congress Party	598257	47.20%	MALYADRI SRIRAM	Telugu Desam	582192	45.97%	16065	1.30%
410	Uttar Pradesh	Machhlishahr	1034925	Bholanath (B.P. Saroj)	Bharatiya Janata Party	488397	47.20%	Tribhuvan Ram (T.Ram)	Bahujan Samaj Party	488216	47.17%	181	0.00%
411	West Bengal	Howrah	1222293	Prasun Banerjee	All India Trinamool Congress	576711	47.20%	Rantidev Sengupta	Bharatiya Janata Party	473016	38.70%	103695	8.50%
412	Chhattisgarh	KANKER	1159193	MOHAN MANDAVI	Bharatiya Janata Party	546233	47.10%	BIRESH THAKUR	Indian National Congress	539319	46.53%	6914	0.60%
413	Uttar Pradesh	Chandauli	1084961	Dr. Mahendra Nath Pandey	Bharatiya Janata Party	510733	47.10%	Sanjay Singh Chauhan	Samajwadi Party	496774	45.79%	13959	1.30%
414	Madhya Pradesh	CHHINDWARA	1248031	NAKUL KAMAL NATH	Indian National Congress	587305	47.10%	NATHANSAHA KAWRETI	Bharatiya Janata Party	549769	44.05%	37536	3.00%
415	Haryana	Rohtak	1220571	ARVIND KUMAR SHARMA	Bharatiya Janata Party	573845	47.00%	DEEPENDER SINGH HOODA	Indian National Congress	566342	46.40%	7503	0.60%
416	TAMIL NADU	DHARMAPURI	1223205	DNV SENTHILKUMAR. S.	Dravida Munnetra Kazhagam	574988	47.00%	ANBUMANI RAMADOSS	Pattali Makkal Katchi	504235	41.22%	70753	5.80%

S.No	State	Constituency	Total Votes Polled	Winner	Party	Votes Polled for Winner	Vote Share % Winner	Runners up	Party	Votes Polled for Runners up	Vote Share % Runners up	Margin of Victory	Margin of Victory %
417	Telangana	Mahabubabad	983535	Kavitha Malothu	Telangana Rashtra Samithi	462109	47.00%	Balaram Naik Porika	Indian National Congress	315446	32.07%	146663	14.90%
418	MAHARASHTRA	HATKANANGLE	1252211	Dhairyasheel Sambhajirao Mane	Shivsena	585776	46.80%	Raju Anna Shetti	Swabhimani Paksha	489737	39.11%	96039	7.70%
419	MAHARASHTRA	BULDHANA	1120359	Jadhav Prataprao Ganpatrao	Shivsena	521977	46.60%	Dr. Rajendra Bhaskarrav Shingne	Nationalist Congress Party	388690	34.69%	133287	11.90%
420	ODISHA	BARGARH	1247912	Suresh Pujari	Bharatiya Janata Party	581245	46.60%	Prasanna Acharya	Biju Janata Dal	517306	41.45%	63939	5.10%
421	Andhra Pradesh	Rajahmundry	1250427	MARGANI BHARAT	Yuva Jana Sramika Rythu Congress Party	582024	46.50%	MAGANTI ROOPA	Telugu Desam	460390	36.82%	121634	9.70%
422	West Bengal	Barasat	1394766	Dr. Kakoli Ghoshdastidar	All India Trinamool Congress	648084	46.50%	Mrinal Kanti Debnath	Bharatiya Janata Party	538101	38.58%	109983	7.90%
423	Uttar Pradesh	Barabanki	1155341	Upendra Singh Rawat	Bharatiya Janata Party	535917	46.40%	Ram Sagar Rawat	Samajwadi Party	425777	36.85%	110140	9.50%
424	Kerala	Kottayam	910339	Thomas Chazhikadan	Kerala Congress (M)	421046	46.30%	V.N. Vasavan	Communist Party of India (Marxist)	314787	34.58%	106259	11.70%

S.No	State	Constituency	Total Votes Polled	Winner	Party	Votes Polled for Winner	Vote Share % Winner	Runners up	Party	Votes Polled for Runners up	Vote Share % Runners up	Margin of Victory	Margin of Victory %
425	West Bengal	Bishnupur	1420648	KHAN SAUMITRA	Bharatiya Janata Party	657019	46.20%	SHYAMAL SANTRA	All India Trinamool Congress	578972	40.75%	78047	5.50%
426	ODISHA	DHENKANAL	1131522	MAHESH SAHOO	Biju Janata Dal	522884	46.20%	RUDRA NARAYAN PANY	Bharatiya Janata Party	487472	43.08%	35412	3.10%
427	Uttar Pradesh	Banda	1034549	R.K. SINGH PATEL	Bharatiya Janata Party	477926	46.20%	SHYAMA CHARAN GUPTA	Samajwadi Party	418988	40.50%	58938	5.70%
428	Andhra Pradesh	Srikakulam	1157329	KINJARAPU RAM MOHAN NAIDU	Telugu Desam	534544	46.20%	DUVVADA SRINIVAS	Yuvajana Sramika Rythu Congress Party	527891	45.61%	6653	0.60%
429	MAHARASHTRA	YAVATMAL WASHIM	1174220	Bhavana Pundlikrao Gawali	Shivsena	542098	46.20%	Thakre Manikrao Govindrao	Indian National Congress	424159	36.12%	117939	10.00%
430	Tripura	Tripura East	1045417	Rebati Tripura	Bharatiya Janata Party	482126	46.10%	Maharaj kumari Pragya DebBurman	Indian National Congress	277836	26.58%	204290	19.50%
431	Uttar Pradesh	Firozabad	1075866	Dr. Chandra Sen Jadon	Bharatiya Janata Party	495819	46.10%	Akshay Yadav	Samajwadi Party	467038	43.41%	28781	2.70%
432	West Bengal	Hooghly	1457842	LOCKET CHATTERJEE	Bharatiya Janata Party	671448	46.10%	DR. RATNA DE (NAG)	All India Trinamool Congress	598086	41.03%	73362	5.00%

S.No	State	Constituency	Total Votes Polled	Winner	Party	Votes Polled for Winner	Vote Share % Winner	Runners up	Party	Votes Polled for Runners up	Vote Share % Runners up	Margin of Victory	Margin of Victory %
433	Chhattisgarh	KORBA	1137003	JYOTSNA CHARANDAS MAHANT	Indian National Congress	523410	46.00%	JYOTI NAND DUBEY	Bharatiya Janata Party	497061	43.72%	26349	2.30%
434	Andhra Pradesh	Machilipatnam	1241605	BALASHOWRY VALLABHANENI	YuvaJana Sramika Rythu Congress Party	571436	46.00%	KONAKALLA NARAYANA RAO	Telugu Desam	511295	41.18%	60141	4.80%
435	Andaman & Nicobar Islands	Andaman & Nicobar Islands	207296	KULDEEP RAI SHARMA	Indian National Congress	95308	46.00%	VISHAL JOLLY	Bharatiya Janata Party	93901	45.30%	1407	0.70%
436	Jharkhand	Khunti	832377	ARJUN MUNDA	Bharatiya Janata Party	382638	46.00%	KALI CHARAN MUNDA	Indian National Congress	381193	45.80%	1445	0.20%
437	MAHARASHTRA	Amravati	1112385	Navnit Ravi Rana	Independent	510947	45.90%	Adsul Anandrao Vithoba	Shivsena	473996	42.61%	36951	3.30%
438	Chhattisgarh	JANJGIR-CHAMPA	1247650	GUHARAM AJGALLEY	Bharatiya Janata Party	572790	45.90%	RAVI PARASRAM BHARDWAJ	Indian National Congress	489535	39.24%	83255	6.70%
439	Uttar Pradesh	Sultanpur	1000316	MANEKA SANJAI GANDHI	Bharatiya Janata Party	459196	45.90%	CHANDRA BHADRA SINGH "SSONU"	Bahujan Samaj Party	444670	44.45%	14526	1.50%
440	Bihar	Karakat	868798	MAHABALI SINGH	Janata Dal (United)	398408	45.90%	UPENDRA KUSHWAHA	Rashtriya Lok Samta Party	313866	36.13%	84542	9.70%

S.No	State	Constituency	Total Votes Polled	Winner	Party	Votes Polled for Winner	Vote Share % Winner	Runners up	Party	Votes Polled for Runners up	Vote Share % Runners up	Margin of Victory	Margin of Victory %
441	Kerala	Kozhikode	1076193	M.K.RAGHAVAN	Indian National Congress	493444	45.90%	A.PRADEEP KUMAR	Communist Party of India (Marxist)	408219	37.93%	85225	7.90%
442	Bihar	Aurangabad	941595	SUSHIL KUMAR SINGH	Bharatiya Janata Party	431541	45.80%	UPENDRA PRASAD	Hindustani Awam Morcha (Secular)	358934	38.12%	72607	7.70%
443	TAMIL NADU	COIMBATORE	1250885	NATARAJAN. P.R	Communist Party of India (Marxist)	571150	45.70%	RADHAKRISHNAN. C.P	Bharatiya Janata Party	392007	31.34%	179143	14.30%
444	Bihar	Siwan	984810	Kavita Singh	Janata Dal (United)	448473	45.50%	Hena Shahab	Rashtriya Janata Dal	331515	33.66%	116958	11.90%
445	MAHARASHTRA	GADCHIROLI CHIMUR	1142698	ASHOK MAHADEORAO NETE	Bharatiya Janata Party	519968	45.50%	Dr. NAMDEO DALLUJI USENDI	Indian National Congress	442442	38.72%	77526	6.80%
446	West Bengal	Srerampur	1401705	KALYAN BANERJEE	All India Trinamool Congress	637707	45.50%	DEBJIT SARKAR	Bharatiya Janata Party	539171	38.47%	98536	7.00%
447	Telangana	Peddapalle	970051	Venkatesh Netha Borlakunta	Telangana Rashtra Samithi	441321	45.50%	Agam Chandrasekhar	Indian National Congress	346141	35.68%	95180	9.80%

S.No	State	Constituency	Total Votes Polled	Winner	Party	Votes Polled for Winner	Vote Share % Winner	Runners up	Party	Votes Polled for Runners up	Vote Share % Runners up	Margin of Victory	Margin of Victory %
448	West Bengal	Baharampur	1299997	ADHIR RANJAN CHOWDHURY	Indian National Congress	591106	45.50%	APURBA SARKAR (DAVID)	All India Trinamool Congress	510410	39.26%	80696	6.20%
449	ODISHA	SUNDARGARH	1100129	Jual Oram	Bharatiya Janata Party	500056	45.50%	Sunita Biswal	Biju Janata Dal	276991	25.18%	223065	20.30%
450	Jharkhand	Lohardaga	817550	SUDARSHAN BHAGAT	Bharatiya Janata Party	371595	45.50%	SUKHDEO BHAGAT	Indian National Congress	361232	44.18%	10363	1.30%
451	Dadra & Nagar Haveli	Dadra & Nagar Haveli	198983	DEDKAR MOHANBHAI SANJIBHAI	Independent	90421	45.40%	PATEL NATUBHAI GOMANBHAI	Bharatiya Janata Party	81420	40.92%	9001	4.50%
452	Tamil Nadu	Tiruppur	1119584	SUBBARAYAN, K.	Communist Party of India	508725	45.40%	ANANDAN, M.S.M.	All India Anna Dravida Munnetra Kazhagam	415357	37.10%	93368	8.30%
453	Kerala	Mavelikkara	971035	KODIKUNNIL SURESH	Indian National Congress	440415	45.40%	CHITTAYAM GOPAKUMAR	Communist Party of India	379277	39.06%	61138	6.30%
454	Uttar Pradesh	Robertsganj	988287	PAKAURI LAL KOL	Apna Dal (Soneylal)	447914	45.30%	BHAI LAL	Samajwadi Party	393578	39.82%	54336	5.50%
455	Telangana	Nizamabad	1062768	ARVIND DHARMAPURI	Bharatiya Janata Party	480584	45.20%	KALVAKUNTLA KAVITHA	Telangana Rashtra Samithi	409709	38.55%	70875	6.70%

S.No	State	Constituency	Total Votes Polled	Winner	Party	Votes Polled for Winner	Vote Share % Winner	Runners up	Party	Votes Polled for Runners up	Vote Share % Runners up	Margin of Victory	Margin of Victory %
456	MAHARASHTRA	CHANDRAPUR	1238474	Balubhau alias Suresh Narayan Dhanorkar	Indian National Congress	559507	45.20%	Ahir Hansraj Gangaram	Bharatiya Janata Party	514744	41.56%	44763	3.60%
457	PUNJAB	PATIALA	1177903	Preneet Kaur	Indian National Congress	532027	45.20%	Surjit Singh Rakhra	Shiromani Akali Dal	369309	31.35%	162718	13.80%
458	West Bengal	Birbhum	1449423	SATABDI ROY	All India Trinamool Congress	654077	45.10%	DUDH KUMAR MONDAL	Bharatiya Janata Party	565153	38.99%	88924	6.10%
459	Andhra Pradesh	Vijayawada	1277711	KESINENI SRINIVAS (NANI)	Telugu Desam	575498	45.00%	POTLURI.V.PRASAD (P V P)	Yuvajana Sramika Rythu Congress Party	566772	44.36%	8726	0.70%
460	West Bengal	Balurghat	1197849	Sukanta Majumdar	Bharatiya Janata Party	539317	45.00%	Arpita Ghosh	All India Trinamool Congress	506024	42.24%	33293	2.80%
461	West Bengal	Krishnanagar	1366443	MAHUA MOITRA	All India Trinamool Congress	614872	45.00%	KALYAN CHAUBEY	Bharatiya Janata Party	551654	40.37%	63218	4.60%
462	MIZORAM	MIZORAM	499621	C LALROSANGA	Mizo National Front	224286	44.90%	LALNGHINGLOVA HMAR	Independent	216146	43.26%	8140	1.60%
463	ODISHA	BERHAMPUR	989910	CHANDRA SEKHAR SAHU	Biju Janata Dal	443843	44.80%	BHRUGU BAXIPATRA	Bharatiya Janata Party	348999	35.26%	94844	9.60%

S.No	State	Constituency	Total Votes Polled	Winner	Party	Votes Polled for Winner	Vote Share % Winner	Runners up	Party	Votes Polled for Runners up	Vote Share % Runners up	Margin of Victory	Margin of Victory %
464	ODISHA	KEONJHAR	1176292	Chandrani Murmu	Biju Janata Dal	526359	44.70%	Ananta Nayak	Bharatiya Janata Party	460156	39.12%	66203	5.60%
465	Karnataka	Chamarajanagar	1270658	V. SRINIVAS PRASAD	Bharatiya Janata Party	568537	44.70%	R. DHROVANARAYANA	Indian National Congress	566720	44.60%	1817	0.10%
466	Telangana	Nalgonda	1175703	UTTAM KUMAR REDDY NALAMADA	Indian National Congress	526028	44.70%	VEMIREDDY NARASIMHA REDDY	Telangana Rashtra Samithi	500346	42.56%	25682	2.20%
467	Tamil Nadu	Tenkasi	1065569	DHANUSH.M.KUMAR	Dravida Munnetra Kazhagam	476156	44.70%	Dr.KRISHNASAMY.K	All India Anna Dravida Munnetra Kazhagam	355870	33.40%	120286	11.30%
468	Uttar Pradesh	Basti	1054539	HARISH CHANDRA ALIAS HARISH DWIVEDI	Bharatiya Janata Party	471162	44.70%	RAM PRASAD CHAUDHARY	Bahujan Samaj Party	440808	41.80%	30354	2.90%
469	Assam	Karimganj	1060072	KRIPANATH MALLAH	Bharatiya Janata Party	473046	44.60%	RADHESHYAM BISWAS	All India United Democratic Front	434657	41.00%	38389	3.60%
470	West Bengal	Jhargram	1406214	Kunar Hembram	Bharatiya Janata Party	626583	44.60%	Birbaha Saren	All India Trinamool Congress	614816	43.72%	11767	0.80%

S.No	State	Constituency	Total Votes Polled	Winner	Party	Votes Polled for Winner	Vote Share % Winner	Runners up	Party	Votes Polled for Runners up	Vote Share % Runners up	Margin of Victory	Margin of Victory %
471	West Bengal	Bardhaman Purba	1439286	SUNIL KUMAR MONDAL	All India Trinamool Congress	640834	44.50%	PARESH CHANDRA DAS	Bharatiya Janata Party	551523	38.32%	89311	6.20%
472	Uttar Pradesh	Shrawasti	997007	RAM SHIROMANI	Bahujan Samaj Party	441771	44.30%	DADDAN MISHRA	Bharatiya Janata Party	436451	43.78%	5320	0.50%
473	Assam	Barpeta	1458549	Abdul Khaleque	Indian National Congress	645173	44.20%	Kumar Deepak Das	Asom Gana Parishad	504866	34.61%	140307	9.60%
474	West Bengal	Arambagh	1471981	APARUPA PODDAR (AFRIN ALI)	All India Trinamool Congress	649929	44.20%	TAPAN KUMAR RAY	Bharatiya Janata Party	648787	44.08%	1142	0.10%
475	Chhattisgarh	BASTAR	912846	DEEPAK BAIJ	Indian National Congress	402527	44.10%	BAIDU RAM KASHYAP	Bharatiya Janata Party	363545	39.83%	38982	4.30%
476	TAMIL NADU	RAMANATHAPURAM	1066146	K. NAVASKANI	Indian Union Muslim League	469943	44.10%	NAINAR NAGENTHRAN	Bharatiya Janata Party	342821	32.16%	127122	11.90%
477	TAMIL NADU	MADURAI	1016026	VENKATESAN S	Communist Party of India (Marxist)	447075	44.00%	RAJ SATYEN V.V.R	All India Anna Dravida Munnetra Kazhagam	307680	30.28%	139395	13.70%
478	Uttar Pradesh	Sant Kabir Nagar	1063390	PRAVEEN KUMAR NISHAD	Bharatiya Janata Party	467543	44.00%	BHEESHMA SHANKAR	Bahujan Samaj Party	431794	40.61%	35749	3.40%

S.No	State	Constituency	Total Votes Polled	Winner	Party	Votes Polled for Winner	Vote Share % Winner	Runners up	Party	Votes Polled for Runners up	Vote Share % Runners up	Margin of Victory	Margin of Victory %
479	PUNJAB	KHADOOR SAHIB	1046032	JASBIR SINGH GILL (DIMPA)	Indian National Congress	459710	43.90%	BIBI JAGIR KAUR	Shiromani Akali Dal	319137	30.51%	140573	13.40%
480	Telangana	Bhongir	1212631	Komati Reddy Venkat Reddy	Indian National Congress	532795	43.90%	Dr. Boora Narsaiah Goud	Telangana Rashtra Samithi	527576	43.51%	5219	0.40%
481	Tamil Nadu	Virudhunagar	1074735	MANICKAM TAGORE, B.	Indian National Congress	470883	43.80%	ALAGARSAMY, R.	Desiya Murpokku Dravida Kazhagam	316329	29.43%	154554	14.40%
482	Andhra Pradesh	Kakinada	1234655	VANGA GEETHAVISWANATH	Yuvajana Sramika Rythu Congress Party	537630	43.50%	CHALAMALASETTY SUNIL	Telugu Desam	511892	41.46%	25738	2.10%
483	Andhra Pradesh	Guntur	1351474	Jayadev Galla	Telugu Desam	587918	43.50%	Modugula Venugopala Reddy	Yuvajana Sramika Rythu Congress Party	583713	43.19%	4205	0.30%
484	Telangana	Karimnagar	1147697	BANDI SANJAY KUMAR	Bharatiya Janata Party	498276	43.40%	BOIANAPALLI VINOD KUMAR	Telangana Rashtra Samithi	408768	35.62%	89508	7.80%

S.No	State	Constituency	Total Votes Polled	Winner	Party	Votes Polled for Winner	Vote Share % Winner	Runners up	Party	Votes Polled for Runners up	Vote Share % Runners up	Margin of Victory	Margin of Victory %
485	TAMIL NADU	CHIDAMBARAM	1153192	THIRUMAAVALAVAN THOL	Viduthalai Chiruthaigal Katchi	500229	43.40%	CHANDRASEKAR P	All India Anna Dravida Munnetra Kazhagam	497010	43.10%	3219	0.30%
486	Kerala	Kasaragod	1100051	Rajmohan Unnithan	Indian National Congress	474961	43.20%	K. P. Sathishchandran	Communist Party of India (Marxist)	434523	39.50%	40438	3.70%
487	West Bengal	Jangipur	1304504	KHALILUR RAHAMAN	All India Trinamool Congress	562838	43.10%	MAFUJA KHATUN	Bharatiya Janata Party	317056	24.30%	245782	18.80%
488	MAHARASHTRA	NANDED	1129350	Prataprao Patil Chikhalikar	Bharatiya Janata Party	486806	43.10%	Ashok Shankarrao Chavan	Indian National Congress	446658	39.55%	40148	3.60%
489	MAHARASHTRA	PARBHANI	1252782	JADHAV SANJAY (BANDU) HARIBHAU	Shivsena	538941	43.00%	RAJESH UTTAMRAO VITEKAR	Nationalist Congress Party	496742	39.65%	42199	3.40%
490	Tamil Nadu	Theni	1173489	RAVEENDRANATH KUMAR, P	All India Anna Dravida Munnetra Kazhagam	504813	43.00%	ELANGO VAN, E.V.K.S.	Indian National Congress	428120	36.48%	76693	6.50%
491	PUNJAB	FARIDKOT	974947	Mohammad Sadique	Indian National Congress	419065	43.00%	Gulzar Singh Ranike	Shiromani Akali Dal	335809	34.44%	83256	8.50%

S.No	State	Constituency	Total Votes Polled	Winner	Party	Votes Polled for Winner	Vote Share % Winner	Runners up	Party	Votes Polled for Runners up	Vote Share % Runners up	Margin of Victory	Margin of Victory %
492	Daman & Diu	Daman & Diu	87469	LALUBHAI BABUBHAI PATEL	Bharatiya Janata Party	37597	43.00%	KETAN DAHYABHAI PATEL	Indian National Congress	27655	31.62%	9942	11.40%
493	West Bengal	Barrackpore	1104517	ARJUN SINGH	Bharatiya Janata Party	472994	42.80%	DINESH TRIVEDI	All India Trinamool Congress	458137	41.48%	14857	1.30%
494	MAHARASHTRA	SANGLI	1189958	Sanjaykaka Patil	Bharatiya Janata Party	508995	42.80%	Vishal Prakashbapu Patil	Swabhimani Paksha	344643	28.96%	164352	13.80%
495	Assam	Dhubri	1685005	BADRUDDIN AJMAL	All India United Democratic Front	718764	42.70%	ABU TAHER BEPARI	Indian National Congress	492506	29.23%	226258	13.40%
496	PUNJAB	HOSHIARPUR	990791	SOM PARKASH	Bharatiya Janata Party	421320	42.50%	Dr. RAJ KUMAR CHABBEWAL	Indian National Congress	372790	37.63%	48530	4.90%
497	West Bengal	Dum dum	1204660	SOUGATA RAY	All India Trinamool Congress	512062	42.50%	SAMIK BHATTACHARYA	Bharatiya Janata Party	459060	38.11%	53002	4.40%
498	MANIPUR	OUTER MANIPUR	858029	Lorho S. Pfoze	Naga Peoples Front	363527	42.40%	Houlim Shokhopao Mate	Bharatiya Janata Party	289745	33.77%	73782	8.60%
499	ODISHA	SAMBALPUR	1124455	NITESH GANGA DEB	Bharatiya Janata Party	473770	42.10%	NALINI KANTA PRADHAN	Biju Janata Dal	464608	41.32%	9162	0.80%

S.No	State	Constituency	Total Votes Polled	Winner	Party	Votes Polled for Winner	Vote Share % Winner	Runners up	Party	Votes Polled for Runners up	Vote Share % Runners up	Margin of Victory	Margin of Victory %
500	ODISHA	MAYURBHANJ	1150357	BISHWESWAR TUDU	Bharatiya Janata Party	483812	42.10%	DR DEBASHIS MARNDI	Biju Janata Dal	458556	39.86%	25256	2.20%
501	Telangana	Secundrabad	915106	G . KISHAN REDDY	Bharatiya Janata Party	384780	42.00%	TALASANI SAI KIRAN YADAV	Telangana Rashtra Samithi	322666	35.26%	62114	6.80%
502	ODISHA	BHADRAK	1223754	MANJULATA MANDAL	Biju Janata Dal	512305	41.90%	AVIMANYU SETHI	Bharatiya Janata Party	483502	39.51%	28803	2.40%
503	ODISHA	BALASORE	1157871	PRATAP CHANDRA SARANGI	Bharatiya Janata Party	483858	41.80%	RABINDRA KUMAR JENA	Biju Janata Dal	470902	40.67%	12956	1.10%
504	Telangana	Mahbubnagar	984634	MANNE SRINIVAS REDDY	Telangana Rashtra Samithi	411402	41.80%	ARUNA D.K	Bharatiya Janata Party	333573	33.88%	77829	7.90%
505	West Bengal	Bardhaman Durgapur	1433007	S.S AHLUWALIA	Bharatiya Janata Party	598376	41.80%	DR. MAMTAZ SANGHAMITA	All India Trinamool Congress	595937	41.59%	2439	0.20%
506	PUNJAB	FATEHGARH SAHIB	985948	AMAR SINGH	Indian National Congress	411651	41.80%	DARBARA SINGH GURU	Shiromani Akali Dal	317753	32.23%	93898	9.50%
507	Uttar Pradesh	Saharanpur	1231746	HAJI FAZLUR REHMAN	Bahujan Samaj Party	514139	41.70%	RAGHAV LAKHANPAL	Bharatiya Janata Party	491722	39.92%	22417	1.80%
508	Telangana	Zahirabad	1044365	B.B.PATIL	Telangana Rashtra Samithi	434244	41.60%	MADAN MOHAN RAO	Indian National Congress	428015	40.98%	6229	0.60%

S.No	State	Constituency	Total Votes Polled	Winner	Party	Votes Polled for Winner	Vote Share % Winner	Runners up	Party	Votes Polled for Runners up	Vote Share % Runners up	Margin of Victory	Margin of Victory %
509	West Bengal	Murshidabad	1453755	ABU TAHER KHAN	All India Trinamool Congress	604346	41.60%	ABU HENA, S/O - LATE ABDUS SATTAR	Indian National Congress	377929	26.00%	226417	15.60%
510	Kerala	Thiruvananthapuram	1010180	Dr. SHASHI THAROOR	Indian National Congress	416131	41.20%	KUMMANAM RAJASEKHARAN	Bharatiya Janata Party	316142	31.30%	99989	9.90%
511	PUNJAB	BATHINDA	1200810	Harsimrat Kaur Badal	Shiromani Akali Dal	492824	41.00%	Amrinder Singh Raja Warring	Indian National Congress	471052	39.23%	21772	1.80%
512	Kerala	Alappuzha	1088728	Adv. A M ARIFF	Communist Party of India (Marxist)	445970	41.00%	Adv. SHANIMOL OSMAN	Indian National Congress	435496	40.00%	10474	1.00%
513	Bihar	Jahanabad	822065	CHANDESHWAR PRASAD	Janata Dal (United)	335584	40.80%	SURENDRA PRASAD YADAV	Rashtriya Janata Dal	333833	40.61%	1751	0.20%
514	Telangana	CHEVELLA	1300194	Dr. G. Ranjith Reddy	Telangana Rashtra Samithi	528148	40.60%	Konda Vishweshwar Reddy	Indian National Congress	513831	39.52%	14317	1.10%
515	West Bengal	Raiganj	1277109	DEBASREE CHAUDHURI	Bharatiya Janata Party	511652	40.10%	AGARWAL KANAIALAL	All India Trinamool Congress	451078	35.32%	60574	4.70%
516	Kerala	Thrissur	1041869	T. N. PRATHAPAN	Indian National Congress	415089	39.80%	RAJAJI MATHEW THOMAS	Communist Party of India	321456	30.85%	93633	9.00%

S.No	State	Constituency	Total Votes Polled	Winner	Party	Votes Polled for Winner	Vote Share % Winner	Runners up	Party	Votes Polled for Runners up	Vote Share % Runners up	Margin of Victory	Margin of Victory %
517	PUNJAB	ANANDPUR SAHIB	1081727	Manish Tewari	Indian National Congress	428045	39.60%	Professor Prem Singh Chandumajra	Shiromani Akali Dal	381161	35.24%	46884	4.30%
518	Andhra Pradesh	Amalapuram	1230903	CHINTA ANURADHA	Yuva Jana Sramika Rythu Congress Party	485313	39.40%	GANTI HARISH MADHUR (BALAYOGI)	Telugu Desam	445347	36.18%	39966	3.20%
519	Uttar Pradesh	Kaushambi	974438	VINOD KUMAR SONKAR	Bharatiya Janata Party	383009	39.30%	INDRAJEET SAROJ	Samajwadi Party	344287	35.33%	38722	4.00%
520	Kerala	Palakkad	1028249	V K SREEKANDAN	Indian National Congress	399274	38.80%	M B RAJESH	Communist Party of India (Marxist)	387637	37.70%	11637	1.10%
521	Telangana	Malkajgiri	1563063	ANUMULA REVANTH REDDY	Indian National Congress	603748	38.60%	RAJASHEKAR REDDY MARRI	Telangana Rashtra Samithi	592829	37.93%	10919	0.70%
522	ODISHA	BOLANGIR	1306705	Sangeeta Kumari Singh Deo	Bharatiya Janata Party	498086	38.10%	Kalikesb Narayan Singh Deo	Biju Janata Dal	478570	36.62%	19516	1.50%
523	Andhra Pradesh	Narsapuram	1174441	KANUMURU RAGHU RAMA KRISHNA RAJU	Yuva Jana Sramika Rythu Congress Party	447594	38.10%	V.V. SIVA RAMA RAJU (KALAVAPUDI SIVA)	Telugu Desam	415685	35.39%	31909	2.70%

S.No	State	Constituency	Total Votes Polled	Winner	Party	Votes Polled for Winner	Vote Share % Winner	Runners up	Party	Votes Polled for Runners up	Vote Share % Runners up	Margin of Victory	Margin of Victory %
524	Kerala	Attingal	1004888	Adv. ADOOR PRAKASH	Indian National Congress	380995	37.90%	Dr. A. SAMPATH	Communist Party of India (Marxist)	342748	34.11%	38247	3.80%
525	PUNJAB	JALANDHAR	1018998	Santokh Singh Chaudhary	Indian National Congress	385712	37.90%	Charanjit Singh Atwal	Shiromani Akali Dal	366221	35.94%	19491	1.90%
526	West Bengal	Maldaha Uttar	1354706	KHAGEN MURMU	Bharatiya Janata Party	509524	37.60%	MAUSAM NOOR	All India Trinamool Congress	425236	31.39%	84288	6.20%
527	PUNJAB	SANGRUR	1105888	BHAGWANT MANN	Aam Aadmi Party	413561	37.40%	KEWAL SINGH DHILLON	Indian National Congress	303350	27.43%	110211	10.00%
528	Kerala	Pathanamthitta	1026553	ANTO ANTONY	Indian National Congress	380927	37.10%	VEENA GEORGE	Communist Party of India (Marxist)	336684	32.80%	44243	4.30%
529	PUNJAB	LUDHIANA	1046955	RAVNEET SINGH BITTU	Indian National Congress	383795	36.70%	SIMARJEET SINGH BAINS	Lok Insaaf Party	307423	29.36%	76372	7.30%
530	Telangana	Adilabad	1063730	SOYAM BAPU RAO	Bharatiya Janata Party	377374	35.50%	Godam Nagesh	Telangana Rashtra Samithi	318814	29.97%	58560	5.50%
531	ODISHA	KALAHANDI	1228292	BASANTA KUMAR PANDA	Bharatiya Janata Party	433074	35.30%	PUSPENDRA SINGH DEO	Biju Janata Dal	406260	33.08%	26814	2.20%

S.No	State	Constituency	Total Votes Polled	Winner	Party	Votes Polled for Winner	Vote Share % Winner	Runners up	Party	Votes Polled for Runners up	Vote Share % Runners up	Margin of Victory	Margin of Victory %
532	Andhra Pradesh	Visakhapatnam	1239754	M V V SATYANARAYANA	Yuvajana Sramika Rythu Congress Party	436906	35.20%	BHARAT MATHUKUMILLI	Telugu Desam	432492	34.89%	4414	0.40%
533	West Bengal	Maldaha Dakshin	1279202	ABU HASEM KHAN CHOWDHURY (DALU)	Indian National Congress	444270	34.70%	SREERUPA MITRA CHAUDHURY	Bharatiya Janata Party	436048	34.09%	8222	0.60%
534	MANIPUR	INNER MANIPUR	759301	DR RAJKUMAR RANJAN SINGH	Bharatiya Janata Party	263632	34.70%	OINAM NABAKISHORE SINGH	Indian National Congress	245877	32.38%	17755	2.30%
535	ODISHA	KORAPUT	1080161	SAPTAGIRI SANKAR ULAKA	Indian National Congress	371129	34.40%	KAUSALYA HIKAKA	Biju Janata Dal	367516	34.02%	3613	0.30%
536	Jammu & Kashmir	Ladakh	126426	Jamyang Tsering Namgyal	Bharatiya Janata Party	42914	33.90%	Sajjad Hussain	Independent	31984	25.30%	10930	8.60%
537	ODISHA	NABARANGPUR	1159700	RAMESH CHANDRA MAJHI	Biju Janata Dal	392504	33.80%	PRADEEP KUMAR MAJHI	Indian National Congress	350870	30.26%	41634	3.60%
538	Bihar	Kishanganj	1101603	Dr. Mohammad Jawed	Indian National Congress	367017	33.30%	Syed Mahmood Ashraf	Janata Dal (United)	332551	30.19%	34466	3.10%
539	Assam	Kokrajhar	1479485	Naba Kumar Sarania	Independent	484560	32.80%	Pramila Rani Brahma	Bodoland Peoples Front	446774	30.20%	37786	2.60%

S.No	State	Constituency	Total Votes Polled	Winner	Party	Votes Polled for Winner	Vote Share % Winner	Runners up	Party	Votes Polled for Runners up	Vote Share % Runners up	Margin of Victory	Margin of Victory %
540	MAHARASHTRA	Aurangabad	1198221	Imtiaz Jaleel Syed	All India Majlis-E-Ittehadul Muslimeen	389042	32.50%	Chandrakant Khaire	Shivsena	384550	32.09%	4492	0.40%
541	Jammu & Kashmir	Anantnag	124896	HASNAIN MASOODI	Jammu & Kashmir National Conference	40180	32.20%	GHULAM AHMAD MIR	Indian National Congress	33504	26.83%	6676	5.30%
542	Jammu & Kashmir	Baramulla	455550	MOHAMMAD AKBAR LONE	Jammu & Kashmir National Conference	133426	29.30%	RAJA AIJAZ ALI	Jammu & Kashmir People Conference	103193	22.65%	30233	6.60%

Table: Vote Share and Margin of Victory of Winners in Lok Sabha Elections

Contact Details

Association for Democratic Reforms

<p>Media and Journalist Helpline</p> <p>+91 80103 94248 Email: adr@adrindia.org</p>	<p>Maj. Gen. Anil Verma (Retd.) Head National Election Watch, Association for Democratic Reforms 011 4165 4200 +91 88264 79910 anilverma@adrindia.org</p>	<p>Prof Jagdeep Chhokar IIM Ahmedabad (Retd.) Founder Member, National Election Watch, Association for Democratic Reforms +91 99996 20944 jchhokar@gmail.com</p>	<p>Prof Trilochan Sastry IIM Bangalore Founder Member, National Election Watch, Association for Democratic Reforms +91 94483 53285 trilochan@iimb.ac.in</p>
--	--	---	--

DISCLAIMER

All information in this report has been taken from the website of Election Commission of India (www.eci.gov.in) at the time of making this report. **ADR does not add or subtract any information, unless the EC changes the data. In particular, no unverified information from any other source is used.** While all efforts have been made to ensure that the information is in keeping with what is available in the ECI website, in case of discrepancy between information in this report and that given in the ECI website, the information available ECI website should be treated as correct. Association for Democratic Reforms, National Election Watch and their volunteers are not responsible or liable for any damage arising directly or indirectly from the publication of this report