

Analysis of Election Expenditure Statements of MLAs Manipur Assembly Elections, 2017

According to Section 78 of the Representation of the People Act, 1951, every contesting Winner has to lodge a true copy of his election expenses within 30 days from the date of declaration of result of election, with the District Election Officer in all States and Union Territories. Manipur Election Watch and Association for Democratic Reforms (ADR) have analyzed all the election expenditure statements submitted after the Manipur 2017 Assembly for 60 MLAs. The expenditure limit for the Winners during the Manipur Assembly elections was Rs. 20 lakhs. These election expense documents include *details of expenses on public meeting and processions, campaigning through electronic and print media, expense on campaign workers, expense on vehicles used and expense on campaign materials.*

Recommendations:

1. Each Winner is required to file his election expenditure statement within 30 days of the results of the elections, the deadline in case of the Manipur Assembly Elections being the 10th April, 2017. **It is recommended that the Abstract Expenditure Statement (Annexure 15) of the Winners is uploaded on the website of the CEO within 72 hours of the receipt of the statement.**
2. The deadline for filing an election petition against any Winner is 45 days after the declaration of the results. Generally, Winners submit their election expenditure statements towards the end of the 30 days given for submission of the statements. This leaves 15 days for any common citizen to file an election petition against any Winner. The deadline for filing an election petition should be increased in order to give the citizens time to scrutinize the election expenditure statements of the Winners and gather the relevant documents/proof etc for the election petition.
3. As has been instated in the filing of affidavits during the elections, the Winners should not be allowed to keep any field blank on the Abstract Election Expenditure statement (Annexure 15) and Schedule 1 to 9. The statements must be filled in a legible format and overwriting of amounts in the statement should be discouraged.

Table of Contents

ANALYSIS OF ELECTION EXPENDITURE STATEMENTS OF MLAs MANIPUR ASSEMBLY ELECTIONS, 2017	1
SUMMARY AND HIGHLIGHTS OF ELECTION EXPENSES OF MLAs FROM THE MANIPUR ASSEMBLY 2017 ELECTIONS	3
SUMMARY AND HIGHLIGHTS OF FUNDS RAISED BY MLAs IN THE MANIPUR ASSEMBLY 2017 ELECTIONS	9
SUMMARY AND HIGHLIGHTS OF ELECTION EXPENSES OF MINISTERS FROM THE MANIPUR ASSEMBLY ELECTIONS, 2017	11
SUMMARY AND HIGHLIGHTS OF FUNDS RAISED BY MINISTERS IN THE MANIPUR ASSEMBLY 2017 ELECTIONS	13
TOP 10 MLAs WITH HIGHEST DECLARED ELECTION EXPENSES IN 2017 MANIPUR ASSEMBLY ELECTIONS.....	14
10 LOWEST ELECTION EXPENSES DECLARED BY MLAs.....	15
PARTY-WISE AVERAGE EXPENSES DECLARED BY MLAs.....	16
AVERAGE SELF FUNDS USED FOR ELECTION CAMPAIGN (PARTY-WISE).....	16
AVERAGE FUNDS RAISED FROM POLITICAL PARTIES (PARTY-WISE).....	17
AVERAGE FUNDS RAISED FROM OTHER SOURCES (PARTY-WISE).....	18
PARTY-WISE AVERAGE EXPENSES ON PUBLIC MEETINGS, PROCESSIONS ETC WITH AND WITHOUT STAR CAMPAIGNERS.....	18
PARTY WISE AVERAGE ELECTION EXPENSE OF MLAs ON CAMPAIGN MATERIALS.....	19
PARTY WISE AVERAGE ELECTION EXPENSE OF MLAs ON ELECTRONIC MEDIA.....	20
PARTY WISE AVERAGE ELECTION EXPENSE OF MLAs ON CAMPAIGN VEHICLES.....	20
PARTY WISE AVERAGE ELECTION EXPENSE OF MLAs ON CAMPAIGN WORKERS.....	21
ELECTION EXPENSES DECLARED BY MLAs IN MANIPUR ASSEMBLY ELECTIONS, 2017: FULL DETAILS.....	22
DISCLAIMER	28

Data in this Kit is presented in good faith, with an intention to inform voters. MLAs' Election Expenditure Affidavits from the CEO Website (<http://ceomanipur.nic.in/>) is the source of this analysis. Website:- www.adrindia.org, www.myneta.info

Summary and Highlights of Election Expenses of MLAs from the Manipur Assembly 2017 Elections

1. **Less than 50% of the Limit:** Out of 60 MLAs analysed, **40(67%)** MLAs have declared election expenses of less than 50% of the expense limit in their constituency.
2. **Average Election Expenses:** Based on the election expense declarations of 60 MLAs from Manipur Assembly, the average amount of money spent by them in the elections is **Rs 7.93 lakhs, which is 40% of the expense limit.**
3. **Party-wise Average Election Expenses:** The party wise average election expenses shows that the average spending for **28 MLAs from INC is Rs 6.87 lakhs** (34.4% of the expense limit). For **21 MLAs from BJP**, the average election expenditure is **Rs 8.59 lakhs** (43% of the expense limit), for **4 MLAs from NPP**, it is **Rs 9.88 Lakhs** (49% of the expense limit)and for **4 MLAs from NPF** , the average election expenditure is **Rs 10.44 Lakhs** (52% of the expense limit).

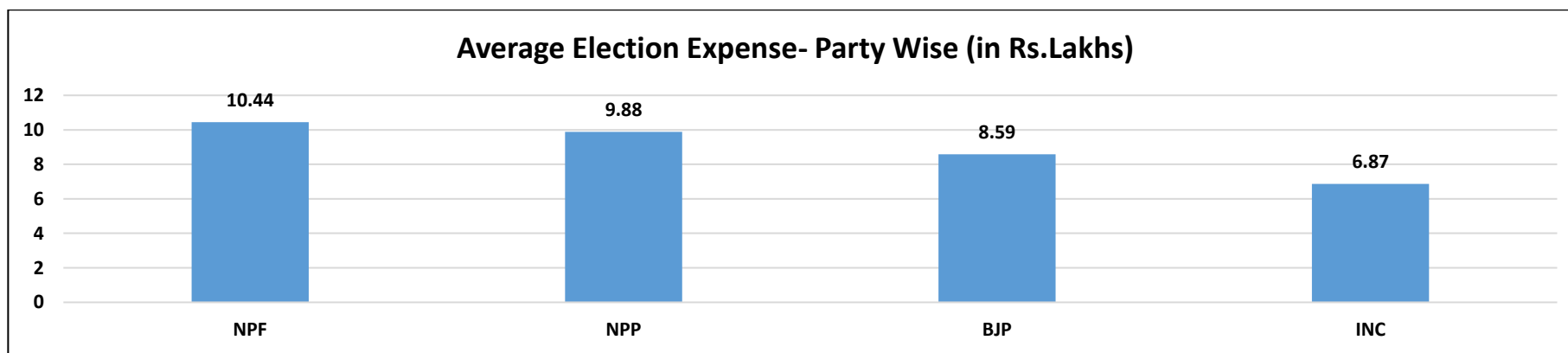



Figure 1: Party-wise Average Election Expenses (Rs. in lakhs)

Break-down of Election Expenses Incurred by MLAs



1. Top 3 MLAs with highest Election Expenses: The details of top 3 MLAs who have declared highest election expenses are given below:

S.No.	Name	District	Constituency	Party	Expense Limit(Rs.)	Total expenses incurred/ authorized (Rs.)	% of limit reached
1	YUMNAM JOYKUMAR	IMPHAL WEST	URIPOK	National Peoples Party	20,00,000 20 Lacs+	18,75,356 18 Lacs+	94%
2	Nemcha Kipgen	SENAPATI	KANGPOKPI	BJP	20,00,000 20 Lacs+	16,27,094 16 Lacs+	81%
3	Laishram Radhakishore Singh	BISHNUPUR	OINAM	BJP	20,00,000 20 Lacs+	14,84,788 14 Lacs+	74%

Table 1: Top 3 MLAs with highest election expenditure

Data in this Kit is presented in good faith, with an intention to inform voters. MLAs' Election Expenditure Affidavits from the CEO Website (<http://ceomanipur.nic.in/>) is the source of this analysis. Website:- www.adrindia.org, www.myneta.info

2. MLAs with lowest Election Expenses: The details of top 3 MLAs who have declared lowest election expenses are given below:

S.No.	Name	District	Constituency	Party	Expense Limit(Rs.)	Total expenses incurred/ authorized (Rs.)	% of limit reached
1	D. Korunthang	CHANDEL	TENGNOUNPAL(ST)	INC	20,00,000 20 Lacs+	2,34,834 2 Lacs+	12%
2	MUHAMMAD ABDUL NASIR	THOUBAL	LILONG	INC	20,00,000 20 Lacs+	2,62,350 2 Lacs+	13%
3	D.D. Thaisii	SENAPATI	KARONG(ST)	INC	20,00,000 20 Lacs+	3,11,000 3 Lacs+	16%

Table 2: Top 3 MLAs with lowest election expenditure

3. **Expense on Public Meeting, Rally, and Processions with Star Campaigners:** Out of the 60 MLAs analyzed, **16 (27%) MLAs** have declared that they have not spent any amount on public meetings, processions etc with star campaigners.
4. **Expense on Campaigning through electronic/print media:** **53 (88%) MLAs** have declared that they have not spent any amount on campaigning through electronic/print media.
5. **Expense on Campaign Workers:** **17 (28%) MLAs** have declared that they have not spent any amount on campaign workers.
6. **Expense on Vehicles used:** **3 MLAs** have declared that they have not spent any amount on vehicles during the campaign.
7. **Expense on Campaign Materials.:** **8 (13%) MLAs** have declared that they have not spent any amount on campaign materials.

8. Party-wise average expenses on Public Meetings, Processions with Star Campaigner:

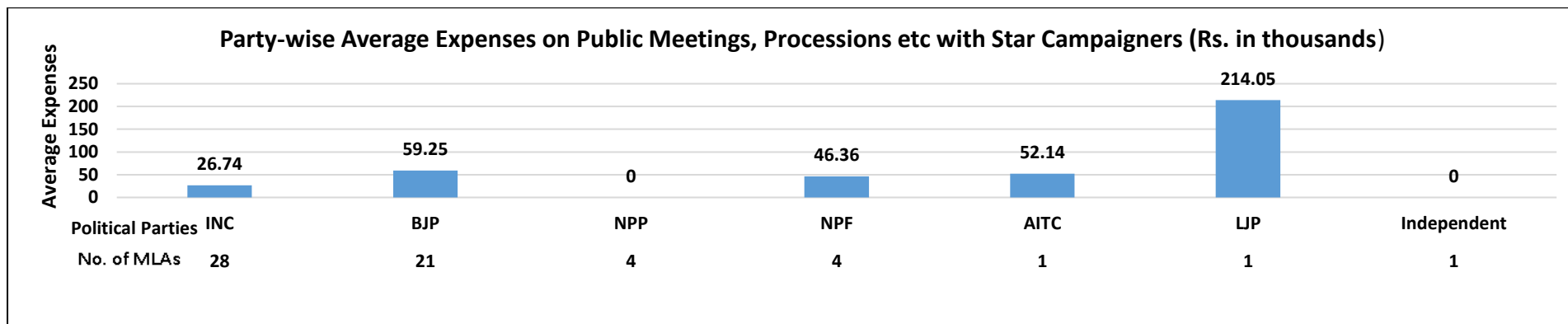


Figure 2: Party-wise Average Expenses on Public Meetings, Processions etc with Star Campaigners (Rs. in thousands)

9. Party-wise average expenses on Public Meetings, Processions without Star Campaigner:

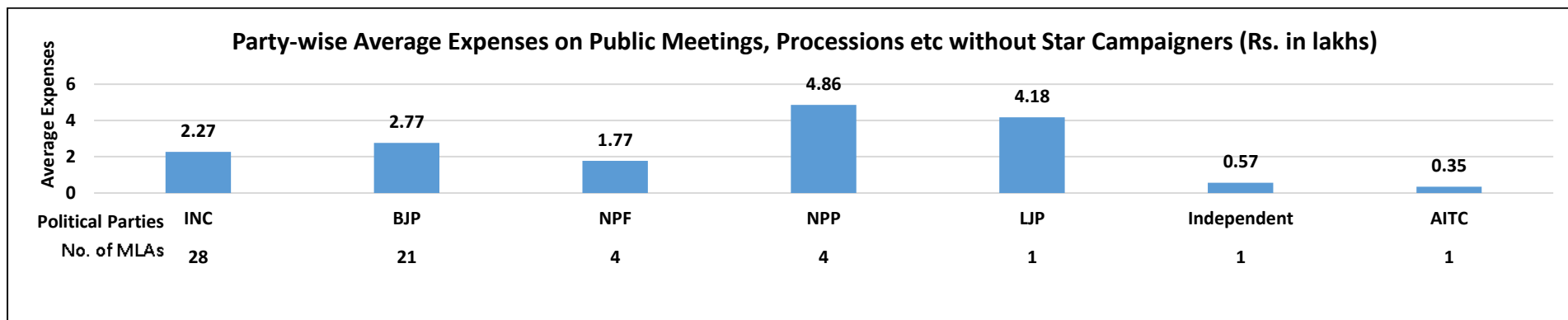


Figure 3: Party-wise Average Expenses on Public Meetings, Processions etc without Star Campaigners (Rs. in lakhs)

Data in this Kit is presented in good faith, with an intention to inform voters. MLAs' Election Expenditure Affidavits from the CEO Website (<http://ceomanipur.nic.in/>) is the source of this analysis. Website:- www.adrindia.org, www.myneta.info

10. Party-wise average expenses on Campaign Materials:




Figure 4: Party-wise Average Expenses on Campaign Materials (Rs. in thousands)

11. Party-wise average expenses on Electronic Media:

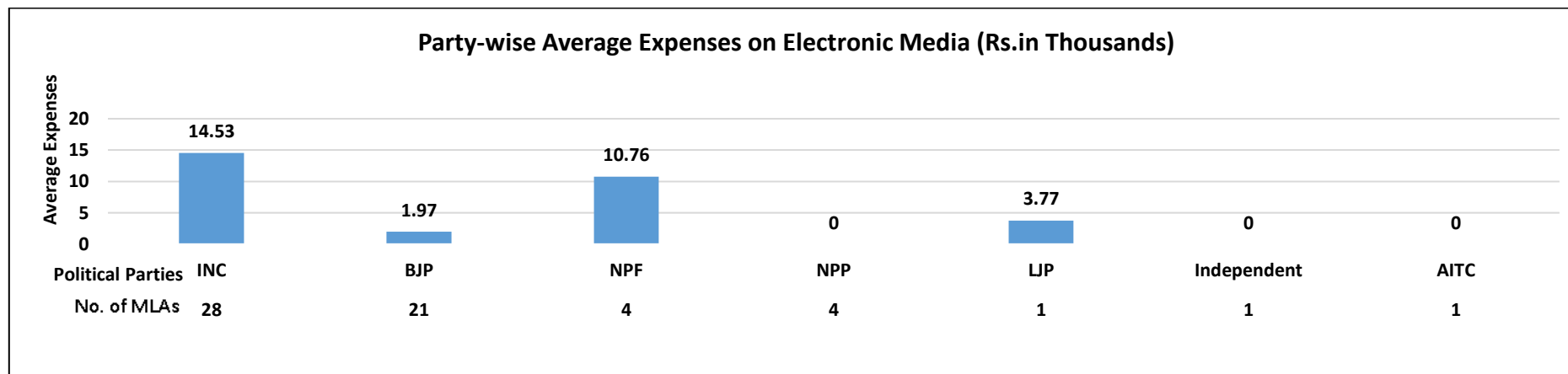


Figure 5: Party-wise Average Expenses on Electronic Media (Rs. in thousands)

Data in this Kit is presented in good faith, with an intention to inform voters. MLAs' Election Expenditure Affidavits from the CEO Website (<http://ceomanipur.nic.in/>) is the source of this analysis. Website:- www.adrindia.org, www.myneta.info

12. Party-wise average expenses on Campaign Vehicles:

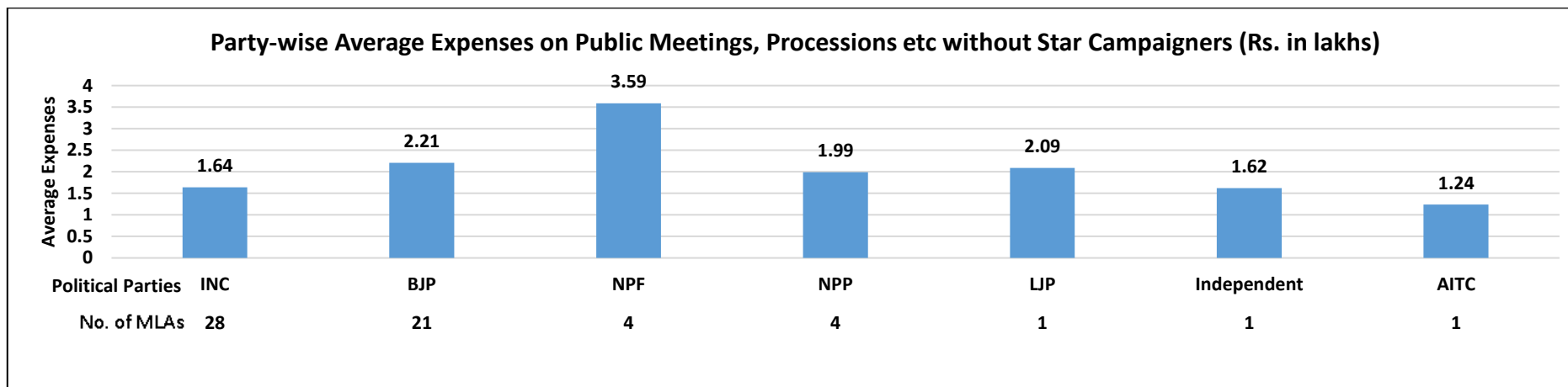


Figure 6: Party-wise Average Expenses on Campaign Vehicles (Rs. in lakhs)

13. Party-wise average expenses on Campaign Workers:




Figure 7: Party-wise Average Expenses on Campaign Workers (Rs. in lakhs)

Data in this Kit is presented in good faith, with an intention to inform voters. MLAs' Election Expenditure Affidavits from the CEO Website (<http://ceomanipur.nic.in/>) is the source of this analysis. Website:- www.adrindia.org, www.myneta.info

Summary and Highlights of Funds Raised by MLAs in the Manipur Assembly 2017 Elections

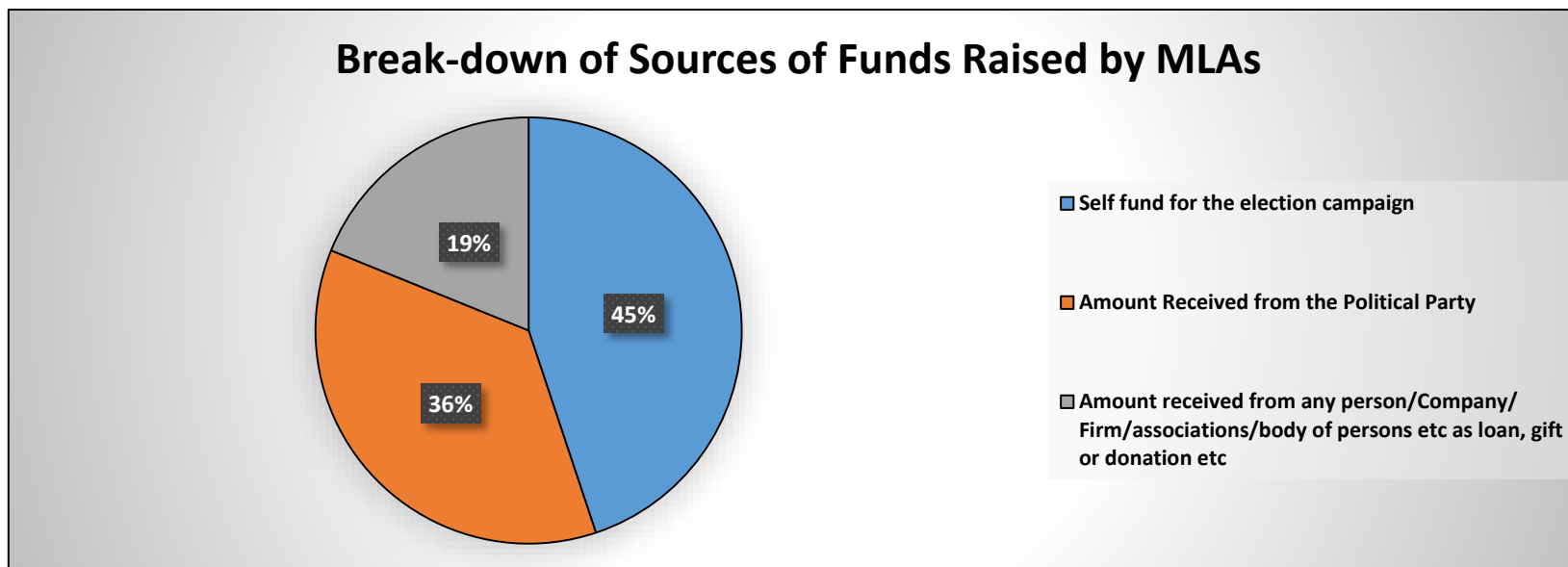


Figure 8: Percentage Break-down of Funds Raised by MLAs

1. **Percentage break-down of funds received by MLAs:** Out of the total funds received by MLAs, **36% funds were raised from political parties, 45% were raised by MLAs themselves and 19% funds were raised from other sources.**
2. **MLAs Who Raised Funds from Political Parties:** Out of the 60 MLAs analyzed, **27(45%) MLAs have declared that they have not received any funds from political parties.**
3. **MLAs Who Raised Funds through any person/ company/ firm/ associations/ body of persons etc as loan, gift or donation etc:** Out of the 60 MLAs analyzed, **26(43%) MLAs have declared that they have not received any funds from any person/ company/ firm/ associations/ body of persons etc as loan, gift or donation etc.**

Data in this Kit is presented in good faith, with an intention to inform voters. MLAs' Election Expenditure Affidavits from the CEO Website (<http://ceomanipur.nic.in/>) is the source of this analysis. Website:- www.adrindia.org, www.myneta.info

4. **Self funds used for election campaign:** Out of the 60 MLAs analyzed, **4 MLAs** have declared that **they have not used any of their own funds for their election campaign.**
5. **Average funds raised from Political Parties (Party-wise):** On an average a **MLA from INC raised 1.42 % of his/her election expense funds from the political party.** Similarly, on an average a **MLA from BJP raised 68%** of his/her election expense funds and a **MLA from NPP raised 45 %** of their election expense funds from the political party.
6. **Average funds raised through any person/company/firm/associations/body of persons etc as loan, gift or donation etc (Party-wise):** On an average a **MLA from INC raised 20%** of his/her election expense funds from any person/company/firm/associations/body of persons etc as loan, gift or donation. Similarly, a **MLA from BJP raised 9%** of his/her election expense funds, a **MLA from NPP raised 8%** of his/her election expense funds, a **MLA from NPF raised 89%** of his/her election expense funds and a **MLA from LJP raised on an average 12%** of their expense funds from any person/ company/ firm/ associations/ body of persons etc as loan, gift or donation.

Summary and Highlights of Election Expenses of Ministers from the Manipur Assembly Elections, 2017

- Less than 50% of the Limit:** Based on the election expense declarations of all 9 Ministers analysed from Manipur Assembly 2017, **7 Ministers (78%) have declared election expenses of less than 50% of the expense limit** in their constituency.
- Average Election Expenditure:** Based on the election expense declarations of all 9 Ministers from Manipur Assembly 2017, the **average amount of money spent** by them in the elections is about **Rs 8.13 lakhs, which is 41% of the expense limit**.
- Top 3 Ministers with highest Election Expenditure:** The details of top 3 ministers with highest election expenditure are given below:

S.No.	Name	District	Constituency	Party	Expense Limit	Total expenses incurred/ authorized (Rs.)	% of limit reached
1	YUMNAM JOYKUMAR	IMPHAL WEST	URIPOK	National Peoples Party	20,00,000 20 Lacs+	18,75,356 18 Lacs+	94%
2	Karam Shyam	IMPHAL WEST	LANGTHABAL	LJP	20,00,000 20 Lacs+	10,83,936 10 Lacs+	54%
3	N. Kayisii	SENAPATI	TADUBI(ST)	National Peoples Party	20,00,000 20 Lacs+	9,63,320 9 Lacs+	48%

Table 3: Top 3 ministers with highest election expenditure

- Top 3 Ministers with lowest Election Expenditure:** The details of top 3 ministers with lowest election expenditure are given below:

S.No.	Name	District	Constituency	Party	Expense Limit	Total expenses incurred/ authorized (Rs.)	% of limit reached
1	THONGAM BISWAJIT SINGH	IMPHAL EAST	THONGJU	BJP	20,00,000 20 Lacs+	3,63,269 3 Lacs+	18%
2	NONGTHOMBAM BIREN	IMPHAL EAST	HEINGANG	BJP	20,00,000 20 Lacs+	5,12,522 5 Lacs+	26%
3	Letpao Haokip	CHANDEL	CHANDEL(ST)	National Peoples Party	20,00,000 20 Lacs+	5,50,083 5 Lacs+	28%

Table 4: Top 3 ministers with lowest election expenditure

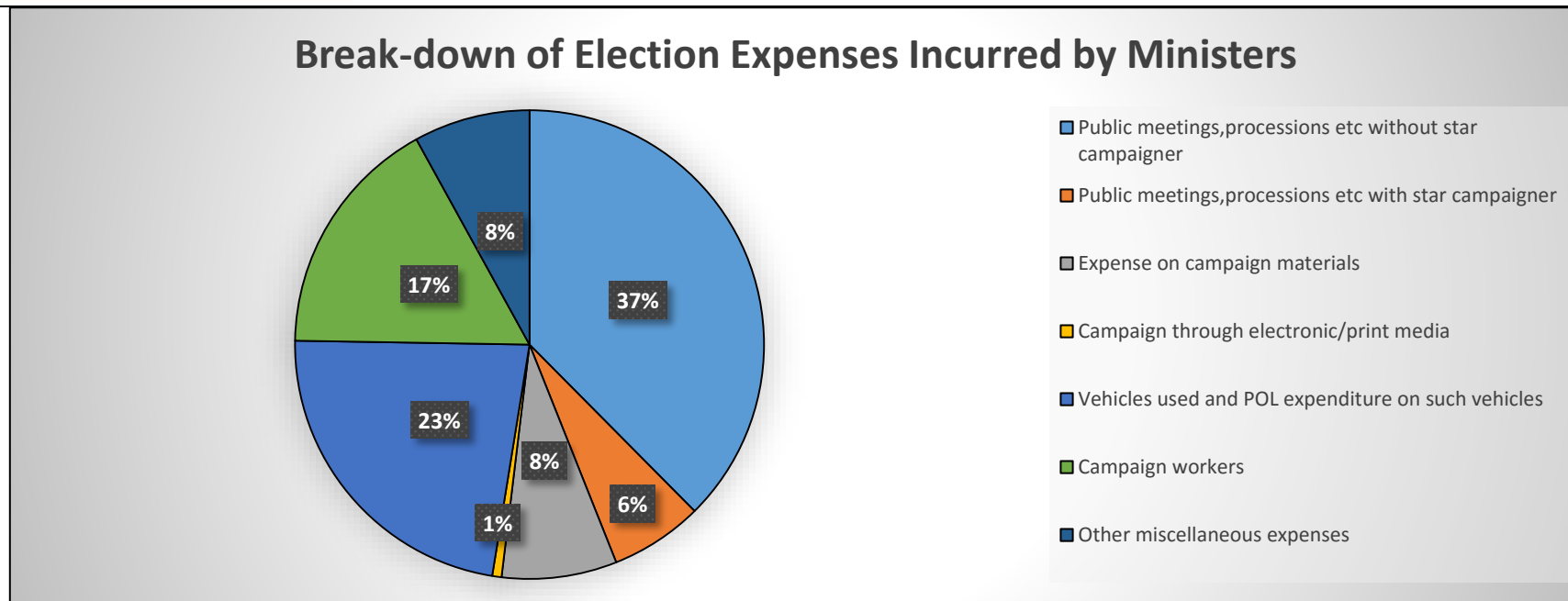


Figure 10: Break-down of Election Expenses Incurred by Ministers

1. **Expense on Public Meeting, Rally, and Processions with Star Campaigners:** 4 ministers have declared that they have not spent any amount on public meetings, processions etc with star campaigner.
2. **Expense on Public Meetings, Rally, and Processions other than the ones with Star Campaigners:** 1 minister has declared that he has not spent any amount on public meetings, processions etc other than the ones with star campaigners
3. **Expense on Campaigning through electronic/print media:** 7 ministers have declared that they have **not spent any amount** on campaigning through electronic/print media.
4. **Expense on Campaign Workers:** 4 Ministers have declared that they have not spent any amount on **campaign workers**.

Data in this Kit is presented in good faith, with an intention to inform voters. MLAs' Election Expenditure Affidavits from the CEO Website (<http://ceomanipur.nic.in/>) is the source of this analysis. Website:- www.adrindia.org, www.myneta.info

Summary and Highlights of Funds Raised by Ministers in the Manipur Assembly 2017 Elections

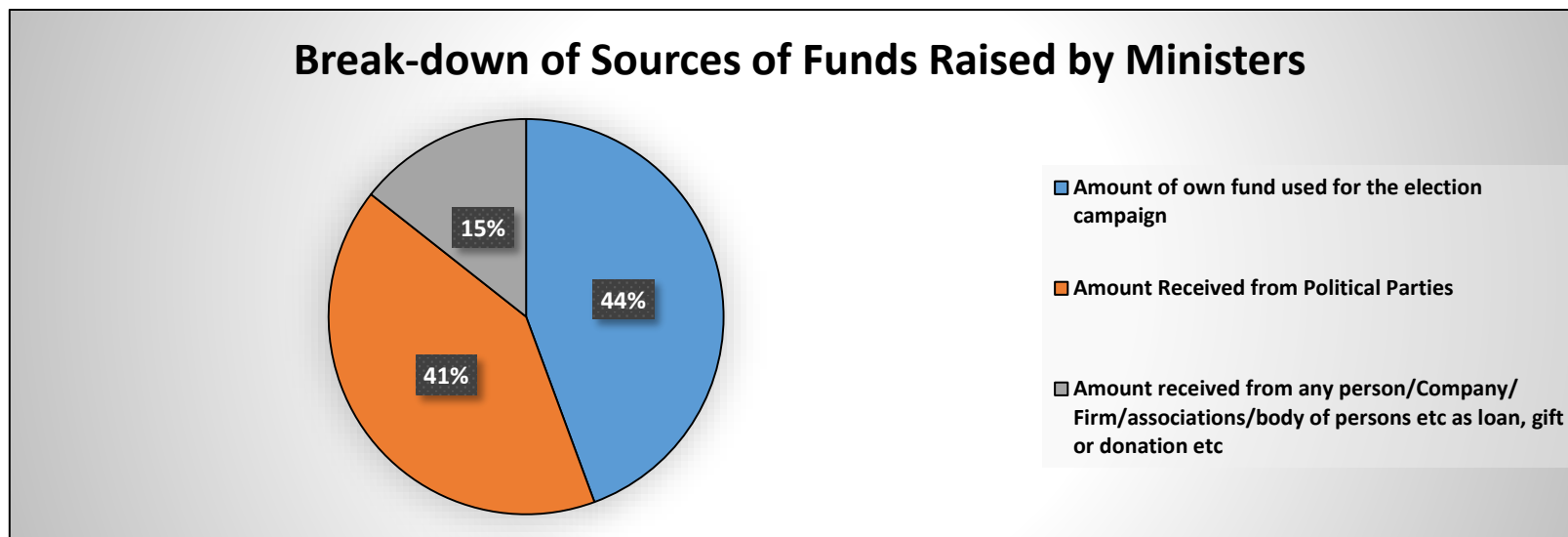


Figure 11: Percentage Break-down of Funds Raised by Ministers

1. **Percentage break-down of funds received by Ministers:** Out of the total funds received by Ministers, 41% funds were raised from political parties, 44% were raised by Ministers themselves and 15% funds were raised from other sources.
2. **Ministers Who Raised Funds from Political Party:** Out of the all 9 Ministers analyzed, 4 Ministers have declared that they have not received any funds from political parties.
3. **Ministers Who Raised Funds through any person/ company/ firm/ associations/ body of persons etc as loan, gift or donation etc:** Out of the 9 Ministers analyzed, 4 Ministers have declared that they have not received any funds from any person/ company/ firm/ associations/ body of persons etc as loan, gift or donation etc.

Data in this Kit is presented in good faith, with an intention to inform voters. MLAs' Election Expenditure Affidavits from the CEO Website (<http://ceomanipur.nic.in/>) is the source of this analysis. Website:- www.adrindia.org, www.myneta.info

Top 10 MLAs with highest declared election expenses in 2017 Manipur Assembly Elections

S.No.	Name	District	Constituency	Party	Expenditure incurred/authorized by Winners			Expense Limit (Rs.)	Total expenses incurred/ authorized (Rs.)	Difference between Total Expense incurred and Expense Limit (Rs.)	% of limit reached
					Winner/ election agent (Rs.)	By Political party (Rs.)	Any other association/ body of persons/ individual (Rs.)				
1	YUMNAM JOYKUMAR	IMPHAL WEST	URIPOK	National Peoples Party	18,52,706	16,150	6,500	20,00,000 20 Lacs+	18,75,356 18 Lacs+	1,24,644 1 Lacs+	94%
2	Nemcha Kipgen	SENAPATI	KANGPOKPI	BJP	16,27,094	0	0	20,00,000 20 Lacs+	16,27,094 16 Lacs+	3,72,906 3 Lacs+	81%
3	Laishram Radhakishore Singh	BISHNUPUR	OINAM	BJP	14,56,999	7,231	0	20,00,000 20 Lacs+	14,84,788 14 Lacs+	5,15,212 5 Lacs+	74%
4	Khashim Vashum	UKHRUL	CHINGAI(ST)	Naga Peoples Front	13,20,519	0	0	20,00,000 20 Lacs+	13,20,519 13 Lacs+	6,79,481 6 Lacs+	66%
5	Thangzalam	CHURACHANDPUR	HENGLEP(ST)	BJP	12,66,333	0	0	20,00,000 20 Lacs+	12,66,333 12 Lacs+	7,33,667 7 Lacs+	63%
6	PUKHREM SHARATCHANDRA SINGH	BISHNUPUR	MOIRANG	BJP	12,30,449	30,000	0	20,00,000 20 Lacs+	12,60,450 12 Lacs+	7,39,550 7 Lacs+	63%
7	Awangbow Newmai	TAMENGLONG	TAMEI(ST)	Naga Peoples Front	11,93,520	0	0	20,00,000 20 Lacs+	11,93,520 11 Lacs+	8,06,480 8 Lacs+	60%
8	NAMEIRAKPAM LOKEN SINGH	BISHNUPUR	NAMBOL	INC	9,85,130	6,950	1,67,050	20,00,000 20 Lacs+	11,59,130 11 Lacs+	8,40,870 8 Lacs+	58%
9	OINAM LUKHOI SINGH	IMPHAL WEST	WANGOI	INC	11,11,800	21,052	0	20,00,000 20 Lacs+	11,32,852 11 Lacs+	8,67,148 8 Lacs+	57%
10	Samuel Jendai Kamei	TAMENGLONG	TAMENGLONG(ST)	BJP	11,26,574	0	0	20,00,000 20 Lacs+	11,26,574 11 Lacs+	8,73,426 8 Lacs+	56%

Table 5: Top 10 highest expenses declared by MLAs

Data in this Kit is presented in good faith, with an intention to inform voters. MLAs' Election Expenditure Affidavits from the CEO Website (<http://ceomanipur.nic.in/>) is the source of this analysis. Website:- www.adrindia.org, www.myneta.info

10 lowest election expenses declared by MLAs

S.No.	Name	District	Constituency	Party	Expenditure incurred/authorized by Winners			Expense Limit (Rs.)	Total expenses incurred/ authorized (Rs.)	Difference between Total Expense incurred and Expense Limit (Rs.)	% of limit reached
					Winner/ election agent (Rs.)	By Political Party (Rs.)	Any other association/ body of persons/ individual (Rs.)				
1	D. Korunthang	CHANDEL	TENGNUUPAL(ST)	INC	2,34,834	0	0	20,00,000 20 Lacs+	2,34,834 2 Lacs+	17,65,166 17 Lacs+	12%
2	MUHAMMAD ABDUL NASIR	THOUBAL	LILONG	INC	1,45,819	47,931	68,600	20,00,000 20 Lacs+	2,62,350 2 Lacs+	17,37,650 17 Lacs+	13%
3	D.D. Thaisii	SENAPATI	KARONG(ST)	INC	2,84,658	26,342	0	20,00,000 20 Lacs+	3,11,000 3 Lacs+	16,89,000 16 Lacs+	16%
4	THONGAM BISWAJIT SINGH	IMPHAL EAST	THONGJU	BJP	3,63,269	0	0	20,00,000 20 Lacs+	3,63,269 3 Lacs+	16,36,731 16 Lacs+	18%
5	PAONAM BROJEN SINGH	THOUBAL	WANGJING TENTHA	INC	3,60,574	19,816	0	20,00,000 20 Lacs+	3,80,390 3 Lacs+	16,19,610 16 Lacs+	19%
6	THOKCHOM RADHESHYAM SINGH	THOUBAL	HEIROK	BJP	3,28,608	54,788	0	20,00,000 20 Lacs+	3,83,396 3 Lacs+	16,16,604 16 Lacs+	19%
7	THOKCHOM SATYABRATA SINGH	IMPHAL EAST	YAISKUL	BJP	3,58,821	29,112	0	20,00,000 20 Lacs+	3,87,933 3 Lacs+	16,12,067 16 Lacs+	19%
8	YENGGHOM SURCHANDRA SINGH	THOUBAL	KAKCHING	INC	4,26,155	19,816	0	20,00,000 20 Lacs+	4,45,972 4 Lacs+	15,54,028 15 Lacs+	22%
9	Okram Henry	IMPHAL EAST	WANGKHEI	INC	4,56,970	0	0	20,00,000 20 Lacs+	4,56,970 4 Lacs+	15,43,030 15 Lacs+	23%
10	Surjakumar Okram	THOUBAL	KHANGABOK	INC	4,49,956	0	8,000	20,00,000 20 Lacs+	4,57,956 4 Lacs+	15,42,044 15 Lacs+	23%

Table 6: 10 lowest election expenses declared by MLAs

Data in this Kit is presented in good faith, with an intention to inform voters. MLAs' Election Expenditure Affidavits from the CEO Website (<http://ceomanipur.nic.in/>) is the source of this analysis. Website:- www.adrindia.org, www.myneta.info

Party-wise Average Expenses declared by MLAs

S.No.	Party	No. of Winners Analyzed	Average Limit (Rs.)	Average Election Expense (Rs.)	% of Average Limit
1	INC	28	20,00,000 20 Lacs+	6,87,810 6 Lacs+	34.4 %
2	BJP	21	20,00,000 20 Lacs+	8,59,037 8 Lacs+	43 %
3	National Peoples Party	4	20,00,000 20 Lacs+	9,88,468 9 Lacs+	49.4 %
4	Naga Peoples Front	4	20,00,000 20 Lacs+	10,44,294 10 Lacs+	52.2 %
5	LJP	1	20,00,000 20 Lacs+	10,83,936 10 Lacs+	54.2 %
6	IND	1	20,00,000 20 Lacs+	6,27,171 6 Lacs+	31.4 %
7	AITC	1	20,00,000 20 Lacs+	4,85,554 4 Lacs+	24.3 %
Total		60	20,00,000 20 Lacs+	7,93,769 7 Lacs+	40 %

Table 7: Party-wise Average Expenses declared by MLAs

Average self funds used for Election Campaign (Party-wise)

S.No.	Party	No. of Winners Analyzed	Average Total (Rs.)	Average Self Funds (Rs.)	% of Average Total
1	INC	28	7,59,627.53 7 Lacs+	5,97,492.67 5 Lacs+	78.65 %
2	BJP	21	14,01,117.85 14 Lacs+	3,17,977.71 3 Lacs+	22.69 %
3	National Peoples Party	4	12,61,589 12 Lacs+	5,80,926.50 5 Lacs+	46.04 %
4	Naga Peoples Front	4	11,03,379.75 11 Lacs+	1,20,000 1 Lacs+	10.87 %

Data in this Kit is presented in good faith, with an intention to inform voters. MLAs' Election Expenditure Affidavits from the CEO Website (<http://ceomanipur.nic.in/>) is the source of this analysis. Website:- www.adrindia.org, www.myneta.info

S.No.	Party	No. of Winners Analyzed	Average Total (Rs.)	Average Self Funds (Rs.)	% of Average Total
5	LJP	1	10,83,936 10 Lacs+	9,41,636 9 Lacs+	86.87 %
6	AITC	1	6,15,650 6 Lacs+	4,83,645 4 Lacs+	78.55 %
7	IND	1	6,96,471 6 Lacs+	4,38,700 4 Lacs+	62.98 %

Table 8: Average self funds used for Election Campaign (Party-wise)

Average funds raised from Political Parties (Party-wise)

S.No.	Party	No. of Winners Analyzed	Average Total(Rs.)	Average Party Funds(Rs.)	% of Average Total
1	INC	28	7,59,627.53 7 Lacs+	10,820.17 10 Thou+	1.42 %
2	BJP	21	14,01,117.85 14 Lacs+	9,55,077.85 9 Lacs+	68.16 %
3	National Peoples Party	4	12,61,589 12 Lacs+	5,75,000 5 Lacs+	45.57 %
4	Naga Peoples Front	4	11,03,379.75 11 Lacs+	0	0 %
5	LJP	1	10,83,936 10 Lacs+	12,300 12 Thou+	1.13 %
6	AITC	1	6,15,650 6 Lacs+	0	0 %
7	IND	1	6,96,471 6 Lacs+	0	0 %

Table 9: Average funds raised from Political Parties (Party-wise)

Average funds raised from Other Sources (Party-wise)

S.No.	Party	No. of Winners Analyzed	Average Total (Rs.)	Average Funds from other organizations and bodies (Rs.)	% of Average Total
1	INC	28	7,59,627.53 7 Lacs+	1,51,314.67 1 Lacs+	19.91 %
2	BJP	21	14,01,117.85 14 Lacs+	1,28,062.28 1 Lacs+	9.14 %
3	National Peoples Party	4	12,61,589 12 Lacs+	1,05,662.50 1 Lacs+	8.37 %
4	Naga Peoples Front	4	11,03,379.75 11 Lacs+	9,83,379.75 9 Lacs+	89.12 %
5	IND	1	6,96,471 6 Lacs+	2,57,771 2 Lacs+	37.01 %
6	LJP	1	10,83,936 10 Lacs+	1,30,000 1 Lacs+	11.99 %
7	AITC	1	6,15,650 6 Lacs+	1,32,005 1 Lacs+	21.44 %

Table 10: Average funds raised from Other Sources (Party-wise)

Party-wise Average Expenses on Public Meetings, Processions etc with and without Star Campaigners

S.No.	Party	No. of Winners Analyzed	Average Limit (Rs.)	Average Election Expense (Rs.)	Average Expense on Meetings, Processions etc with star campaigners (Rs.)	% of Average Avg Expense on Meetings, Processions etc with star campaigners	Average Expense on Meetings, Processions etc without star campaigners (Rs.)	% of Average Average Expense on Meetings, Processions etc without star campaigners
1	INC	28	20,00,000 20 Lacs+	6,87,810 6 Lacs+	26,744 26 Thou+	3.90%	2,27,961 2 Lacs+	33.10%
2	BJP	21	20,00,000 20 Lacs+	8,59,037 8 Lacs+	59,252 59 Thou+	6.90%	2,77,530 2 Lacs+	32.30%
3	Naga Peoples Front	4	20,00,000 20 Lacs+	10,44,294 10 Lacs+	46,369 46 Thou+	4.40%	1,77,904 1 Lacs+	17%

Data in this Kit is presented in good faith, with an intention to inform voters. MLAs' Election Expenditure Affidavits from the CEO Website (<http://ceomanipur.nic.in/>) is the source of this analysis. Website:- www.adrindia.org, www.myneta.info

S.No.	Party	No. of Winners Analyzed	Average Limit (Rs.)	Average Election Expense (Rs.)	Average Expense on Meetings, Processions etc with star campaigners (Rs.)	% of Average Avg Expense on Meetings, Processions etc with star campaigners	Average Expense on Meetings, Processions etc without star campaigners (Rs.)	% of Average AverageExpense on Meetings, Processions etc without star campaigners
4	National Peoples Party	4	20,00,000 20 Lacs+	9,88,468 9 Lacs+	0	0%	4,86,323 4 Lacs+	49.20%
5	LJP	1	20,00,000 20 Lacs+	10,83,936 10 Lacs+	2,14,056 2 Lacs+	19.70%	4,18,631 4 Lacs+	38.60%
6	IND	1	20,00,000 20 Lacs+	6,27,171 6 Lacs+	0	0%	57,150 57 Thou+	9.10%
7	AITC	1	20,00,000 20 Lacs+	4,85,554 4 Lacs+	52,143 52 Thou+	10.70%	35,183 35 Thou+	7.20%
Total		60	20,00,000 20 Lacs+	7,93,769 7 Lacs+	40,747 40 Thou+	5%	2,56,315 2 Lacs+	32%

Table 11: Party-wise Average Expenses on Public Meetings, Processions etc with and without Star Campaigners

Party Wise Average Election Expense of MLAs on Campaign Materials

S.No.	Party	No. of Winners Analyzed	Average Limit (Rs.)	Average Election Expense (Rs.)	Average Expense on Campaign Materials (Rs.)	% of Average Expense on Campaign Materials
1	INC	28	20,00,000 20 Lacs+	6,87,810 6 Lacs+	86,108 86 Thou+	12.5 %
2	BJP	21	20,00,000 20 Lacs+	8,59,037 8 Lacs+	78,792 78 Thou+	9.2 %
3	NPP	4	20,00,000 20 Lacs+	9,88,468 9 Lacs+	57,884 57 Thou+	5.9 %
4	NPF	4	20,00,000 20 Lacs+	10,44,294 10 Lacs+	51,522 51 Thou+	4.9 %
5	IND	1	20,00,000 20 Lacs+	6,27,171 6 Lacs+	85,000 85 Thou+	13.6 %
6	AITC	1	20,00,000 20 Lacs+	4,85,554 4 Lacs+	63,242 63 Thou+	13 %
7	LJP	1	20,00,000 20 Lacs+	10,83,936 10 Lacs+	78,500 78 Thou+	7.2 %
Total		60	20,00,000 20 Lacs+	7,93,769 7 Lacs+	78,834 78 Thou+	10 %

Table 12: Party-wise Average Election Expense of MLAs on Campaign Materials

Data in this Kit is presented in good faith, with an intention to inform voters. MLAs' Election Expenditure Affidavits from the CEO Website (<http://ceomanipur.nic.in/>) is the source of this analysis. Website:- www.adrindia.org, www.myneta.info

Party Wise Average Election Expense of MLAs on Electronic Media

S.No.	Party	No. of Winners Analyzed	Average Limit (Rs.)	Average Election Expense (Rs.)	Average Expense on Electronic Media (Rs.)	% of Average Expense on Electronic Media
1	INC	28	20,00,000 20 Lacs+	6,87,810 6 Lacs+	14,533 14 Thou+	2.1 %
2	BJP	21	20,00,000 20 Lacs+	8,59,037 8 Lacs+	1,974 1 Thou+	0.2 %
3	National Peoples Party	4	20,00,000 20 Lacs+	9,88,468 9 Lacs+	0	0 %
4	Naga Peoples Front	4	20,00,000 20 Lacs+	10,44,294 10 Lacs+	10,760 10 Thou+	1 %
5	IND	1	20,00,000 20 Lacs+	6,27,171 6 Lacs+	0	0 %
6	AITC	1	20,00,000 20 Lacs+	4,85,554 4 Lacs+	0	0 %
7	LJP	1	20,00,000 20 Lacs+	10,83,936 10 Lacs+	3,770 3 Thou+	0.3 %
Total		60	20,00,000 20 Lacs+	7,93,769 7 Lacs+	8,253 8 Thou+	1 %

Table 13: Party-wise Average Election Expense of MLAs on Electronic Media

Party Wise Average Election Expense of MLAs on Campaign Vehicles

S.No.	Party	No. of Winners Analyzed	Average Limit (Rs.)	Average Election Expense (Rs.)	Average Expense on Campaign Vehicles (Rs.)	% of Average Expense on Campaign Vehicles
1	INC	28	20,00,000 20 Lacs+	6,87,810 6 Lacs+	1,64,548 1 Lacs+	23.9 %
2	BJP	21	20,00,000 20 Lacs+	8,59,037 8 Lacs+	2,21,285 2 Lacs+	25.8 %
3	Naga Peoples Front	4	20,00,000 20 Lacs+	10,44,294 10 Lacs+	3,59,350 3 Lacs+	34.4 %
4	National Peoples Party	4	20,00,000 20 Lacs+	9,88,468 9 Lacs+	1,99,072 1 Lacs+	20.1 %
5	LJP	1	20,00,000 20 Lacs+	10,83,936 10 Lacs+	2,09,499 2 Lacs+	19.3 %

Data in this Kit is presented in good faith, with an intention to inform voters. MLAs' Election Expenditure Affidavits from the CEO Website (<http://ceomanipur.nic.in/>) is the source of this analysis. Website:- www.adrindia.org, www.myneta.info

S.No.	Party	No. of Winners Analyzed	Average Limit (Rs.)	Average Election Expense (Rs.)	Average Expense on Campaign Vehicles (Rs.)	% of Average Expense on Campaign Vehicles
6	IND	1	20,00,000 20 Lacs+	6,27,171 6 Lacs+	1,62,400 1 Lacs+	25.9 %
7	AITC	1	20,00,000 20 Lacs+	4,85,554 4 Lacs+	1,24,760 1 Lacs+	25.7 %
Total		60	20,00,000 20 Lacs+	7,93,769 7 Lacs+	1,99,744 1 Lacs+	25 %

Table 14: Party-wise Average Election Expense of MLAs on Campaign Vehicles

Party Wise Average Election Expense of MLAs on Campaign Workers

S.No.	Party	No. of Winners Analyzed	Average Limit (Rs.)	Average Election Expense (Rs.)	Average Expense on Campaign Workers (Rs.)	% of Average Expense on Campaign Workers
1	INC	28	20,00,000 20 Lacs+	6,87,810 6 Lacs+	66,652 66 Thou+	9.7 %
2	BJP	21	20,00,000 20 Lacs+	8,59,037 8 Lacs+	84,791 84 Thou+	9.9 %
3	NPF	4	20,00,000 20 Lacs+	10,44,294 10 Lacs+	3,94,729 3 Lacs+	37.8 %
4	NPP	4	20,00,000 20 Lacs+	9,88,468 9 Lacs+	1,84,803 1 Lacs+	18.7 %
5	LJP	1	20,00,000 20 Lacs+	10,83,936 10 Lacs+	1,59,480 1 Lacs+	14.7 %
6	IND	1	20,00,000 20 Lacs+	6,27,171 6 Lacs+	5,000 5 Thou+	0.8 %
7	AITC	1	20,00,000 20 Lacs+	4,85,554 4 Lacs+	38,600 38 Thou+	7.9 %
Total		60	20,00,000 20 Lacs+	7,93,769 7 Lacs+	1,02,801 1 Lacs+	13 %

Table 15: Party-wise Average Election Expense of MLAs on Campaign Workers

Data in this Kit is presented in good faith, with an intention to inform voters. MLAs' Election Expenditure Affidavits from the CEO Website (<http://ceomanipur.nic.in/>) is the source of this analysis. Website:- www.adrindia.org, www.myneta.info

Election expenses declared by MLAs in Manipur Assembly Elections, 2017: Full Details

S.No.	Name	District	Constituency	Party	Expenditure incurred/authorized by Winners			Expense Limit (Rs.)	Total expenses incurred/ authorized (Rs.)	Difference between Total Expense incurred and Expense Limit (Rs.)	% of limit reached
					Winner/ election agent (Rs.)	By Political party (Rs.)	Any other association/ body of persons/ individual (Rs.)				
1	YUMNAM JOYKUMAR	IMPHAL WEST	URIPOK	National Peoples Party	18,52,706	16,150	6,500	20,00,000 20 Lacs+	18,75,356 18 Lacs+	1,24,644 1 Lacs+	94%
2	Nemcha Kipgen	SENAPATI	KANGPOKPI	BJP	16,27,094	0	0	20,00,000 20 Lacs+	16,27,094 16 Lacs+	3,72,906 3 Lacs+	81%
3	Laishram Radhakishore Singh	BISHNUPUR	OINAM	BJP	14,56,999	7,231	0	20,00,000 20 Lacs+	14,84,788 14 Lacs+	5,15,212 5 Lacs+	74%
4	Khashim Vashum	UKHRUL	CHINGAI(ST)	Naga Peoples Front	13,20,519	0	0	20,00,000 20 Lacs+	13,20,519 13 Lacs+	6,79,481 6 Lacs+	66%
5	Thangzalam	CHURACHANDPUR	HENGLEP(ST)	BJP	12,66,333	0	0	20,00,000 20 Lacs+	12,66,333 12 Lacs+	7,33,667 7 Lacs+	63%
6	PUKHREM SHARATCHANDRA SINGH	BISHNUPUR	MOIRANG	BJP	12,30,449	30,000	0	20,00,000 20 Lacs+	12,60,450 12 Lacs+	7,39,550 7 Lacs+	63%
7	Awangbow Newmai	TAMENGLONG	TAMEI(ST)	Naga Peoples Front	11,93,520	0	0	20,00,000 20 Lacs+	11,93,520 11 Lacs+	8,06,480 8 Lacs+	60%
8	NAMEIRAKPAM LOKEN SINGH	BISHNUPUR	NAMBOL	INC	9,85,130	6,950	1,67,050	20,00,000 20 Lacs+	11,59,130 11 Lacs+	8,40,870 8 Lacs+	58%
9	OINAM LUKHOI SINGH	IMPHAL WEST	WANGOI	INC	11,11,800	21,052	0	20,00,000 20 Lacs+	11,32,852 11 Lacs+	8,67,148 8 Lacs+	57%
10	Samuel Jendai Kamei	TAMENGLONG	TAMENGLONG(ST)	BJP	11,26,574	0	0	20,00,000 20 Lacs+	11,26,574 11 Lacs+	8,73,426 8 Lacs+	56%
11	Karam Shyam	IMPHAL WEST	LANGTHABAL	LJP	9,41,636	12,300	1,30,000	20,00,000 20 Lacs+	10,83,936 10 Lacs+	9,16,064 9 Lacs+	54%

Data in this Kit is presented in good faith, with an intention to inform voters. MLAs' Election Expenditure Affidavits from the CEO Website (<http://ceomanipur.nic.in/>) is the source of this analysis. Website:- www.adrindia.org, www.myneta.info

S.No.	Name	District	Constituency	Party	Expenditure incurred/authorized by Winners			Expense Limit (Rs.)	Total expenses incurred/ authorized (Rs.)	Difference between Total Expense incurred and Expense Limit (Rs.)	% of limit reached
					Winner/ election agent (Rs.)	By Political party (Rs.)	Any other association/ body of persons/ individual (Rs.)				
12	SOIBAM SUBHACHANDRA	IMPHAL WEST	NAORIYA PAKHANGLAKPA	BJP	1,56,000	9,25,949	0	20,00,000 20 Lacs+	10,81,949 10 Lacs+	9,18,051 9 Lacs+	54%
13	YUMNAM KHEMCHAND	IMPHAL WEST	SINGJAMEI	BJP	10,18,011	51,110	0	20,00,000 20 Lacs+	10,68,821 10 Lacs+	9,31,179 9 Lacs+	53%
14	KHUMUKCHAM JOYKISAN SINGH	IMPHAL WEST	THANGMEIBAND	INC	10,14,110	50,735	0	20,00,000 20 Lacs+	10,64,845 10 Lacs+	9,35,155 9 Lacs+	53%
15	GINSUANHAU	CHURACHANDPUR	SINGHAT(ST)	INC	10,59,710	0	0	20,00,000 20 Lacs+	10,59,710 10 Lacs+	9,40,290 9 Lacs+	53%
16	CHESHAM FAZOR RAHIM	THOUBAL	WABGAI	INC	10,48,917	0	0	20,00,000 20 Lacs+	10,48,917 10 Lacs+	9,51,083 9 Lacs+	52%
17	KONTHOUJAM GOVINDAS	BISHNUPUR	BISHENPUR	INC	10,13,266	19,816	0	20,00,000 20 Lacs+	10,33,083 10 Lacs+	9,66,917 9 Lacs+	52%
18	Chaltonlien Amo	CHURACHANDPUR	TIPAIMUKH(ST)	INC	10,26,782	0	0	20,00,000 20 Lacs+	10,26,782 10 Lacs+	9,73,218 9 Lacs+	51%
19	SHOROKHAIBAM RAJEN	IMPHAL WEST	LAMSANG	BJP	9,39,408	54,788	16,808	20,00,000 20 Lacs+	10,11,004 10 Lacs+	9,88,996 9 Lacs+	51%
20	V. hangkhanlian	CHURACHANDPUR	CHURACHANDPUR(ST)	BJP	6,51,651	3,44,673	0	20,00,000 20 Lacs+	9,96,324 9 Lacs+	10,03,676 10 Lacs+	50%
21	N. Kayisii	SENAPATI	TADUBI(ST)	National Peoples Party	2,500	7,85,608	1,75,212	20,00,000 20 Lacs+	9,63,320 9 Lacs+	10,36,680 10 Lacs+	48%
22	T. N. Haokip	CHURACHANDPUR	SAIKOT(ST)	INC	9,23,869	0	0	20,00,000 20 Lacs+	9,23,869 9 Lacs+	10,76,131 10 Lacs+	46%
23	SAPAM RANJAN	IMPHAL WEST	KONTHOUJAM	BJP	8,14,038	54,788	0	20,00,000 20 Lacs+	8,68,826 8 Lacs+	11,31,174 11 Lacs+	43%
24	KSHETRIMAYUM BIREN SINGH	IMPHAL EAST	LAMLAI	INC	7,89,313	54,377	0	20,00,000 20 Lacs+	8,43,690 8 Lacs+	11,56,310 11 Lacs+	42%

Data in this Kit is presented in good faith, with an intention to inform voters. MLAs' Election Expenditure Affidavits from the CEO Website (<http://ceomanipur.nic.in/>) is the source of this analysis. Website:- www.adrindia.org, www.myneta.info

S.No.	Name	District	Constituency	Party	Expenditure incurred/authorized by Winners			Expense Limit (Rs.)	Total expenses incurred/ authorized (Rs.)	Difference between Total Expense incurred and Expense Limit (Rs.)	% of limit reached
					Winner/ election agent (Rs.)	By Political party (Rs.)	Any other association/ body of persons/ individual (Rs.)				
25	K. LEISHIYO	UKHRUL	PHUNGYAR(ST)	Naga Peoples Front	6,92,672	1,47,100	0	20,00,000 20 Lacs+	8,39,772 8 Lacs+	11,60,228 11 Lacs+	42%
26	HEIKHAM DINGO SINGH	IMPHAL WEST	SEKMAI(SC)	BJP	2,12,000	6,21,257	1,767	20,00,000 20 Lacs+	8,35,024 8 Lacs+	11,64,976 11 Lacs+	42%
27	Losii Dikho	SENAPATI	MAO(ST)	Naga Peoples Front	8,23,364	0	0	20,00,000 20 Lacs+	8,23,364 8 Lacs+	11,76,636 11 Lacs+	41%
28	KONGKHAM ROBINDRO SINGH	IMPHAL WEST	MAYANG IMPHAL	BJP	7,77,112	24,788	0	20,00,000 20 Lacs+	8,01,900 8 Lacs+	11,98,100 11 Lacs+	40%
29	OKRAM IBOBI SINGH	THOUBAL	THOUBAL	INC	7,36,670	47,931	0	20,00,000 20 Lacs+	7,84,601 7 Lacs+	12,15,399 12 Lacs+	39%
30	Ngamthang Haokip	SENAPATI	SAITU(ST)	INC	7,42,620	28,035	5,000	20,00,000 20 Lacs+	7,75,655 7 Lacs+	12,24,345 12 Lacs+	39%
31	KANGUJAM RANJIT SINGH	THOUBAL	SUGNOO	INC	7,18,745	0	0	20,00,000 20 Lacs+	7,18,745 7 Lacs+	12,81,255 12 Lacs+	36%
32	Lourembam Rameshwor Meetei	IMPHAL EAST	KEIRAO	BJP	6,53,599	59,112	0	20,00,000 20 Lacs+	7,12,711 7 Lacs+	12,87,289 12 Lacs+	36%
33	Sanasam Bira Singh	BISHNUPUR	KUMBI	INC	7,09,046	0	0	20,00,000 20 Lacs+	7,09,047 7 Lacs+	12,90,953 12 Lacs+	35%
34	Alfred Kanngam S. Arthur	UKHRUL	UKHRUL	INC	7,08,259	0	0	20,00,000 20 Lacs+	7,08,259 7 Lacs+	12,91,741 12 Lacs+	35%
35	THOKCHOM LOKESHWOR SINGH	IMPHAL EAST	KUNDRAKPAM	INC	5,82,216	33,002	17,950	20,00,000 20 Lacs+	6,33,168 6 Lacs+	13,66,832 13 Lacs+	32%
36	Ashab Uddin	IMPHAL EAST	JIRIBAM	IND	6,27,171	0	0	20,00,000 20 Lacs+	6,27,171 6 Lacs+	13,72,829 13 Lacs+	31%
37	Vungzagin Valte	CHURACHANDPUR	THANLON(ST)	BJP	5,62,850	54,788	0	20,00,000 20 Lacs+	6,17,638 6 Lacs+	13,82,362 13 Lacs+	31%

Data in this Kit is presented in good faith, with an intention to inform voters. MLAs' Election Expenditure Affidavits from the CEO Website (<http://ceomanipur.nic.in/>) is the source of this analysis. Website:- www.adrindia.org, www.myneta.info

S.No.	Name	District	Constituency	Party	Expenditure incurred/authorized by Winners			Expense Limit (Rs.)	Total expenses incurred/ authorized (Rs.)	Difference between Total Expense incurred and Expense Limit (Rs.)	% of limit reached
					Winner/ election agent (Rs.)	By Political party (Rs.)	Any other association/ body of persons/ individual (Rs.)				
38	THOUNAOJAM SHAMKUMAR	IMPHAL EAST	ANDRO	INC	5,50,043	28,035	8,000	20,00,000 20 Lacs+	5,86,078 5 Lacs+	14,13,922 14 Lacs+	29%
39	Nahakpam Indrajit	IMPHAL EAST	KHETRIGAO	BJP	4,84,233	89,395	0	20,00,000 20 Lacs+	5,73,628 5 Lacs+	14,26,372 14 Lacs+	29%
40	LEISHANGTHEM SUSINDRO MEITEI	IMPHAL EAST	KHURAI	BJP	5,14,385	54,788	0	20,00,000 20 Lacs+	5,69,173 5 Lacs+	14,30,827 14 Lacs+	28%
41	LANGPOKLAKPAM JAYANTAKUMAR	IMPHAL WEST	KEISAMTHONG	National Peoples Party	5,65,112	0	0	20,00,000 20 Lacs+	5,65,112 5 Lacs+	14,34,888 14 Lacs+	28%
42	Letpao Haokip	CHANDEL	CHANDEL(ST)	National Peoples Party	5,50,083	0	0	20,00,000 20 Lacs+	5,50,083 5 Lacs+	14,49,917 14 Lacs+	28%
43	Yamthong Haokip	SENAPATI	SAIKUL(ST)	INC	5,37,551	28,035	0	20,00,000 20 Lacs+	5,37,551 5 Lacs+	14,62,449 14 Lacs+	27%
44	Akoijam Mirabai Devi	IMPHAL WEST	PATSOI	INC	5,04,281	11,791	0	20,00,000 20 Lacs+	5,16,072 5 Lacs+	14,83,928 14 Lacs+	26%
45	NONGTHOMBAM BIREN	IMPHAL EAST	HEINGANG	BJP	2,62,024	2,50,497	0	20,00,000 20 Lacs+	5,12,522 5 Lacs+	14,87,478 14 Lacs+	26%
46	Gaikhagam	TAMENGLONG	NUNGBA(ST)	INC	4,42,000	57,537	0	20,00,000 20 Lacs+	4,99,537 4 Lacs+	15,00,463 15 Lacs+	25%
47	YUMNAM RADHESHYAM	THOUBAL	HIYANGLAM	BJP	4,35,623	54,788	0	20,00,000 20 Lacs+	4,90,411 4 Lacs+	15,09,589 15 Lacs+	25%
48	KEISAM MEGHACHANDRA SINGH	THOUBAL	WANGKHEM	INC	3,92,779	28,035	67,250	20,00,000 20 Lacs+	4,88,064 4 Lacs+	15,11,936 15 Lacs+	24%
49	Tongbram Robindro Singh	BISHNUPUR	THANGA	AITC	4,83,645	1,909	0	20,00,000 20 Lacs+	4,85,554 4 Lacs+	15,14,446 15 Lacs+	24%
50	RAJKUMAR IMO SINGH	IMPHAL WEST	SAGOLBAND	INC	4,05,308	54,231	0	20,00,000 20 Lacs+	4,59,539 4 Lacs+	15,40,461 15 Lacs+	23%

Data in this Kit is presented in good faith, with an intention to inform voters. MLAs' Election Expenditure Affidavits from the CEO Website (<http://ceomanipur.nic.in/>) is the source of this analysis. Website:- www.adrindia.org, www.myneta.info

S.No.	Name	District	Constituency	Party	Expenditure incurred/authorized by Winners			Expense Limit (Rs.)	Total expenses incurred/ authorized (Rs.)	Difference between Total Expense incurred and Expense Limit (Rs.)	% of limit reached
					Winner/ election agent (Rs.)	By Political party (Rs.)	Any other association/ body of persons/ individual (Rs.)				
51	Surjakumar Okram	THOUBAL	KHANGABOK	INC	4,49,956	0	8,000	20,00,000 20 Lacs+	4,57,956 4 Lacs+	15,42,044 15 Lacs+	23%
52	Okram Henry	IMPHAL EAST	WANGKHEI	INC	4,56,970	0	0	20,00,000 20 Lacs+	4,56,970 4 Lacs+	15,43,030 15 Lacs+	23%
53	YENGGHOM SURCHANDRA SINGH	THOUBAL	KAKCHING	INC	4,26,155	19,816	0	20,00,000 20 Lacs+	4,45,972 4 Lacs+	15,54,028 15 Lacs+	22%
54	THOKCHOM SATYABRATA SINGH	IMPHAL EAST	YAISKUL	BJP	3,58,821	29,112	0	20,00,000 20 Lacs+	3,87,933 3 Lacs+	16,12,067 16 Lacs+	19%
55	THOKCHOM RADHESHYAM SINGH	THOUBAL	HEIROK	BJP	3,28,608	54,788	0	20,00,000 20 Lacs+	3,83,396 3 Lacs+	16,16,604 16 Lacs+	19%
56	PAONAM BROJEN SINGH	THOUBAL	WANGJING TENTHA	INC	3,60,574	19,816	0	20,00,000 20 Lacs+	3,80,390 3 Lacs+	16,19,610 16 Lacs+	19%
57	THONGAM BISWAJIT SINGH	IMPHAL EAST	THONGJU	BJP	3,63,269	0	0	20,00,000 20 Lacs+	3,63,269 3 Lacs+	16,36,731 16 Lacs+	18%
58	D.D. Thaisii	SENAPATI	KARONG(ST)	INC	2,84,658	26,342	0	20,00,000 20 Lacs+	3,11,000 3 Lacs+	16,89,000 16 Lacs+	16%
59	MUHAMMAD ABDUL NASIR	THOUBAL	LILONG	INC	1,45,819	47,931	68,600	20,00,000 20 Lacs+	2,62,350 2 Lacs+	17,37,650 17 Lacs+	13%
60	D. Korunthang	CHANDEL	TENGNOUNPAL(ST)	INC	2,34,834	0	0	20,00,000 20 Lacs+	2,34,834 2 Lacs+	17,65,166 17 Lacs+	12%

Table 16: Election expenses declared by MLAs in Manipur Assembly Elections, 2017: Full Details

How information is disseminated?



www.myneta.info

Provides full information of criminal cases, asset, liability and education details declared by candidates in the self sworn affidavits filed by them prior to contesting Lok Sabha and State Assembly elections.

www.adrindia.org

Provides detailed analytical reports of Lok Sabha, state assembly, local body elections and financial reports of political parties.



Get information by SMS the users have to send **MYNETA <PINCODE> or <CONSTITUENCY>** to 56070 or 9246556070



1800-110-440
Mon to Fri : 10 am to 6 pm



Twitter: www.twitter.com/adrspeaks

Facebook page: www.facebook.com/adr.new
www.facebook.com/myneta.info

You Tube: www.youtube.com/adrspeaks



Myneta:

The Criminal, Financial, Educational and other background information self declared by candidates in their affidavits during elections is now available on your mobile phones.

Election Watch Reporter :

This app enables citizens with a tool to capture violation of election related laws and the code of conduct.

Both the applications are available on Google Play Store.



Data in this Kit is presented in good faith, with an intention to inform voters. MLAs' Election Expenditure Affidavits from the CEO Website (<http://ceomanipur.nic.in/>) is the source of this analysis. Website:- www.adrindia.org, www.myneta.info

Contact Details

Manipur Election Watch

Mr Miranjan Loitongbam
 Coordinator
 +91 9089342028
miranjan@gmail.com

National Election Watch/Association for Democratic Reforms

<p>Media and Journalist Helpline</p> <p>+91 80103 94248 Email: adr@adrindia.org</p>	<p>Maj.Gen. Anil Verma (Retd) Head National Election Watch, Association for Democratic Reforms 011 4165 4200, +91 88264 79910 adr@adrindia.org, anilverma@adrindia.org</p>	<p>Prof Jagdeep Chhokar IIM Ahmedabad (Retd.) Founder Member, National Election Watch, Association for Democratic Reforms +91 99996 20944 jchhokar@gmail.com</p>	<p>Prof Trilochan Sastry IIM Bangalore Founder Member, National Election Watch, Association for Democratic Reforms +91 94483 53285 trilochans@iimb.ernet.in</p>
---	---	--	--

DISCLAIMER

All information about MLAs, in this report has been taken from the election expenditure statements filed by them and submitted to the Chief Electoral Officer, Manipur. **ADR does not add or subtract any information, unless the EC changes the data. In particular, no unverified information from any other source is used.** Copies of affidavits were obtained from the CEO's website (<http://ceomanipur.nic.in/>) While all efforts have been made to ensure that the information is in keeping with what is mentioned in the election expenditure statements, in case of discrepancy between information in this report and that given in the election expenditure statements, the information reported in the election expenditure statements filed by MLAs should be treated as correct. Association for Democratic Reforms, Manipur Election Watch and their volunteers are not responsible or liable for any damage arising directly or indirectly from the publication of this report.

Data in this Kit is presented in good faith, with an intention to inform voters. MLAs' Election Expenditure Affidavits from the CEO Website (<http://ceomanipur.nic.in/>) is the source of this analysis. Website:- www.adrindia.org, www.myneta.info