

Analysis of Election Expenditure Statements of MLAs

Goa Assembly Elections, 2017

According to Section 78 of the Representation of the People Act, 1951, every contesting Winner has to lodge a true copy of his election expenses within 30 days from the date of declaration of result of election, with the District Election Officer in all States and Union Territories. Goa Election Watch and Association for Democratic Reforms (ADR) have analyzed 38 out of 40 election expenditure statements submitted after the Goa 2017 Assembly for newly elected MLAs. The expenditure limit for the Winners during the Goa Assembly elections was Rs. 20 lakhs. These election expense documents include *details of expenses on public meeting and processions, campaigning through electronic and print media, expense on campaign workers, expense on vehicles used and expense on campaign materials.*

Recommendations:

1. Each Winner is required to file his election expenditure statement within 30 days of the results of the elections, the deadline in case of the Goa Assembly Elections being the 10th April, 2017. **It is recommended that the Abstract Expenditure Statement (Annexure 15) of the Winners is uploaded on the website of the CEO within 72 hours of the receipt of the statement.**
2. The deadline for filing an election petition against any Winner is 45 days after the declaration of the results. Generally, Winners submit their election expenditure statements towards the end of the 30 days given for submission of the statements. This leaves 15 days for any common citizen to file an election petition against any Winner. The deadline for filing an election petition should be increased in order to give the citizens time to scrutinize the election expenditure statements of the Winners and gather the relevant documents/proof etc. for the election petition.
3. As has been instated in the filing of affidavits during the elections, the Winners should not be allowed to keep any field blank on the Abstract Election Expenditure statement (Annexure 15) and Schedule 1 to 9. The statements must be filled in a legible format and overwriting of amounts in the statement should be discouraged.

Table of Contents

ANALYSIS OF ELECTION EXPENDITURE STATEMENTS OF MLAS GOA ASSEMBLY ELECTIONS, 2017	1
SUMMARY AND HIGHLIGHTS OF ELECTION EXPENSES OF MLAS FROM THE GOA ASSEMBLY 2017 ELECTIONS	3
SUMMARY AND HIGHLIGHTS OF FUNDS RAISED BY MLAS IN THE GOA ASSEMBLY 2017 ELECTIONS	9
SUMMARY AND HIGHLIGHTS OF ELECTION EXPENSES OF MINISTERS FROM THE GOA ASSEMBLY ELECTIONS, 2017	11
SUMMARY AND HIGHLIGHTS OF FUNDS RAISED BY MINISTERS IN THE GOA ASSEMBLY 2017 ELECTIONS	13
TOP 10 MLAS WITH HIGHEST DECLARED ELECTION EXPENSES IN 2017 GOA ASSEMBLY ELECTIONS	14
10 LOWEST ELECTION EXPENSES DECLARED BY MLAS.....	15
PARTY-WISE AVERAGE EXPENSES DECLARED BY MLAS.....	16
AVERAGE SELF-FUNDS USED FOR ELECTION CAMPAIGN (PARTY-WISE).....	16
AVERAGE FUNDS RAISED FROM POLITICAL PARTIES (PARTY-WISE).....	17
AVERAGE FUNDS RAISED FROM OTHER SOURCES (PARTY-WISE)	17
PARTY-WISE AVERAGE EXPENSES ON PUBLIC MEETINGS, PROCESSIONS ETC. WITH AND WITHOUT STAR CAMPAIGNERS	18
PARTY WISE AVERAGE ELECTION EXPENSE OF MLAS ON CAMPAIGN MATERIALS	18
PARTY WISE AVERAGE ELECTION EXPENSE OF MLAS ON ELECTRONIC MEDIA	19
PARTY WISE AVERAGE ELECTION EXPENSE OF MLAS ON CAMPAIGN VEHICLES	20
PARTY WISE AVERAGE ELECTION EXPENSE OF MLAS ON CAMPAIGN WORKERS	20
ELECTION EXPENSES DECLARED BY MLAS IN GOA ASSEMBLY ELECTIONS, 2017: FULL DETAILS	21
DISCLAIMER	25

Data in this Kit is presented in good faith, with an intention to inform voters. MLAs' Election Expenditure Affidavits from the CEO Website (<http://ceogoa.nic.in/>) is the source of this analysis.

Website:- www.adrindia.org, www.myneta.info

Summary and Highlights of Election Expenses of MLAs from the Goa Assembly 2017 Elections

1. **Less than 50% of the Limit:** Out of 38 MLAs analysed, **30(79%)** MLAs have declared **election expenses of less than 50%** of the expense limit in their constituency. On the other hand, all **40(100%)** Goa MLAs are **crorepatis**.
2. **Average Election Expenses:** Based on the election expense declarations of 38 MLAs from Goa Assembly, the average amount of money spent by them in the elections is **Rs 8.03 lakhs, which is 40% of the expense limit**.
3. **Party-wise Average Election Expenses:** The party wise average election expenses shows that the average spending for **17 MLAs from INC is Rs 7.85 lakhs** (39% of the expense limit). For **13 MLAs from BJP**, the average election expenditure is **Rs 8.77 lakhs** (44% of the expense limit), for **3 MLAs from Goa Forward Party**, it is **Rs 8.30 Lakhs** (41.5% of the expense limit)and for **2 MLAs from Maharashtrawadi Gomantak** , the average election expenditure is **Rs 8.08 Lakhs** (40% of the expense limit).

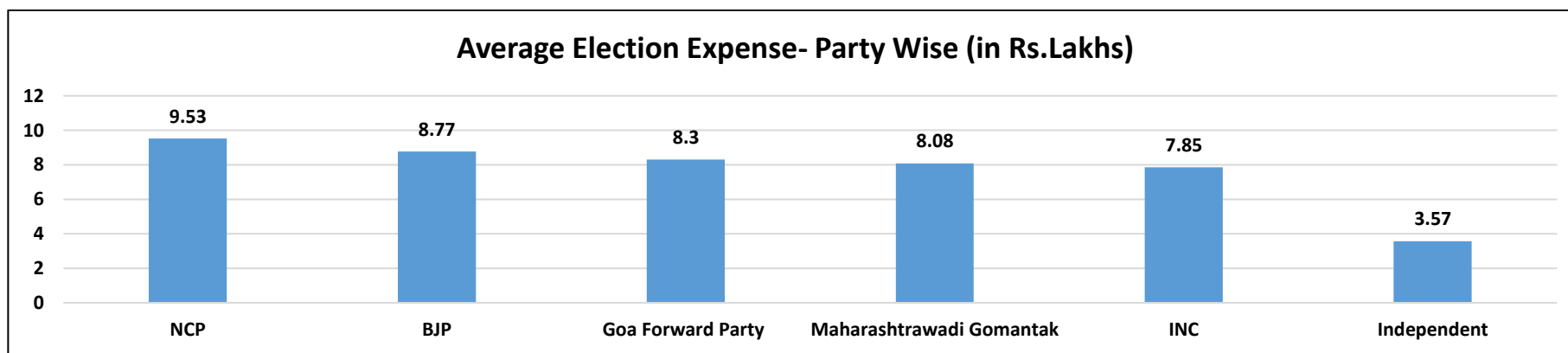
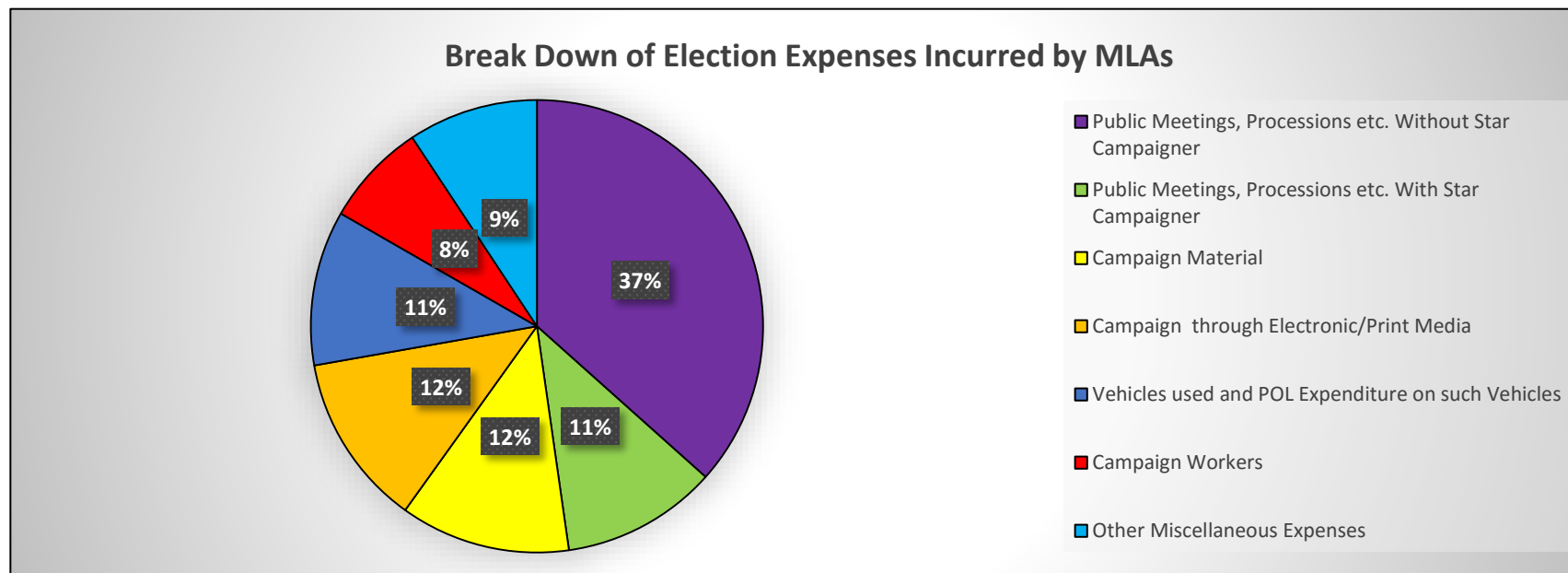


Figure 1: Party-wise Average Election Expenses (Rs. in lakhs)



1. Top 3 MLAs with highest Election Expenses: The details of top 3 MLAs who have declared highest election expenses are given below:

S.No.	Name	District	Constituency	Party	Expense Limit(Rs.)	Total expenses incurred/ authorized (Rs.)	% of limit reached
1	PRAMOD PANDURANG SAWANT	NORTH GOA	SANQUELIM	BJP	20,00,000 20 Lacs+	15,20,043 15 Lacs+	76%
2	LUIZINHO FALEIRO	SOUTH GOA	NAVELIM	INC	20,00,000 20 Lacs+	12,70,531 12 Lacs+	64%
3	SUBHASH ANKUSH SHIRODKAR	NORTH GOA	SIRODA	INC	20,00,000 20 Lacs+	11,69,604 11 Lacs+	58%

Table 1: Top 3 MLAs with highest election expenditure

Data in this Kit is presented in good faith, with an intention to inform voters. MLAs' Election Expenditure Affidavits from the CEO Website (<http://ceogoa.nic.in/>) is the source of this analysis.
Website:- www.adrindia.org, www.myneta.info

2. MLAs with lowest Election Expenses: The details of top 3 MLAs who have declared lowest election expenses are given below:

S.No.	Name	District	Constituency	Party	Expense Limit(Rs.)	Total expenses incurred/ authorized (Rs.)	% of limit reached
1	GOVIND SHEPU GAUDE	NORTH GOA	PRIOL	IND	20,00,000 20 Lacs+	3,57,095 3 Lacs+	18%
2	PRASAD S. GAONKAR	SOUTH GOA	SANGUEM	IND	20,00,000 20 Lacs+	3,57,269 3 Lacs+	18%
3	MAUVIN HELIODORO GODINHO	SOUTH GOA	DABOLIM	BJP	20,00,000 20 Lacs+	4,24,423 4 Lacs+	21%

Table 2: Top 3 MLAs with lowest election expenditure

3. **Expense on Public Meeting, Rally, and Processions with Star Campaigners:** Out of the 38 MLAs analyzed, **15 (39%) MLAs** have declared that **they have not spent any amount on public meetings, processions etc. with star campaigners.**
4. **Expense on Campaigning through electronic/print media:** **7 (18%) MLAs** have declared that they have **not spent any amount on campaigning through electronic/print media.**
5. **Expense on Campaign Workers:** **14 (37%) MLAs** have declared that they **have not spent any amount on campaign workers.**
6. **Expense on Campaign Materials.:** **3 (8%) MLAs** have declared that they **have not spent any amount on campaign materials.**

7. Party-wise average expenses on Public Meetings, Processions with Star Campaigner:

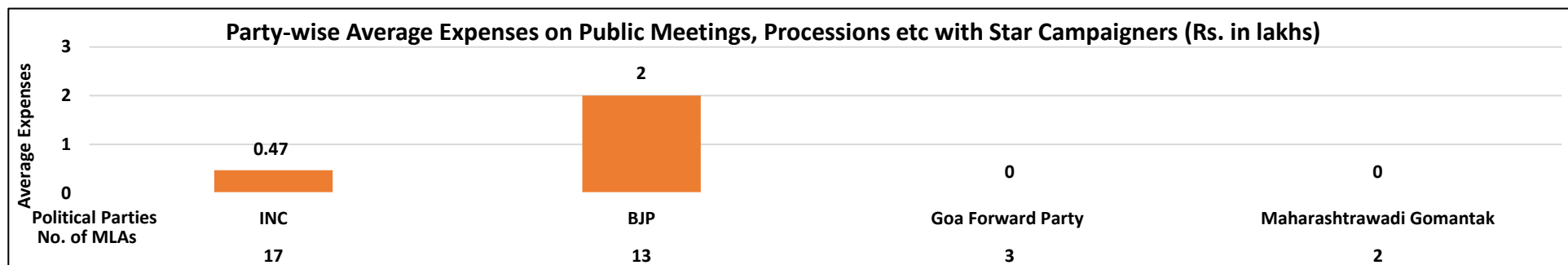


Figure 2: Party-wise Average Expenses on Public Meetings, Processions etc with Star Campaigners (Rs. in lakhs)

8. Party-wise average expenses on Public Meetings, Processions without Star Campaigner:

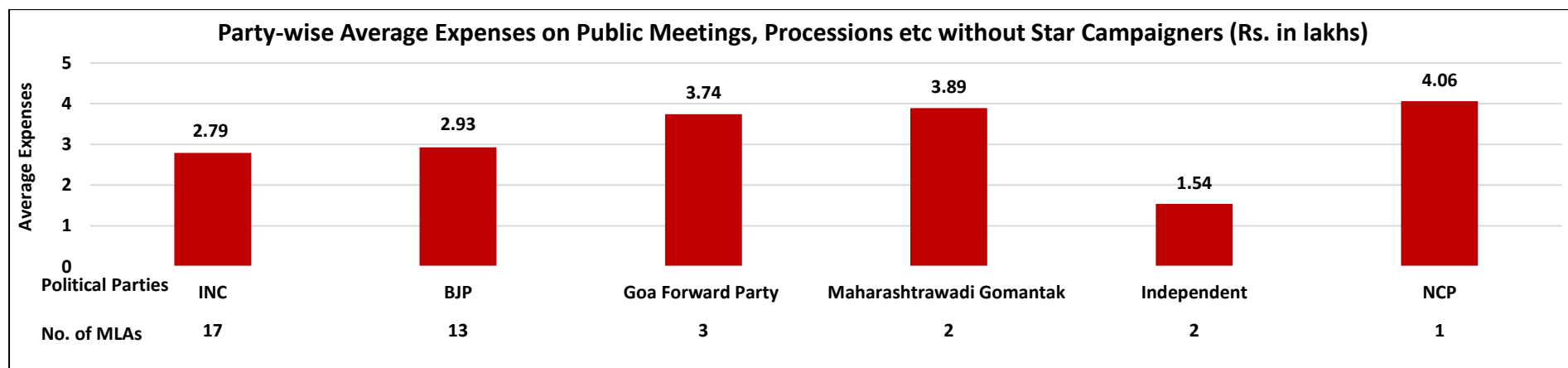


Figure 3: Party-wise Average Expenses on Public Meetings, Processions etc without Star Campaigners (Rs. in lakhs)

9. Party-wise average expenses on Campaign Materials:

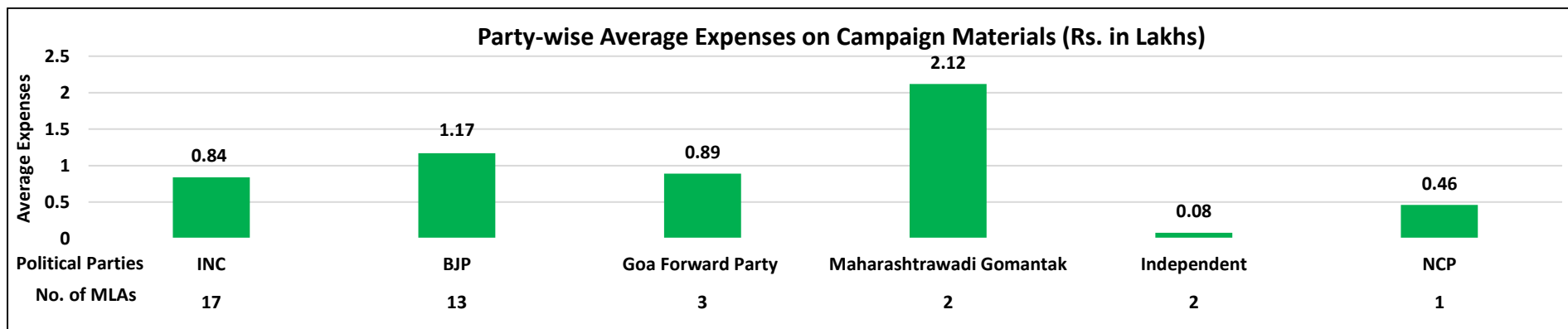


Figure 4: Party-wise Average Expenses on Campaign Materials (Rs. in lakhs)

10. Party-wise average expenses on Electronic Media:

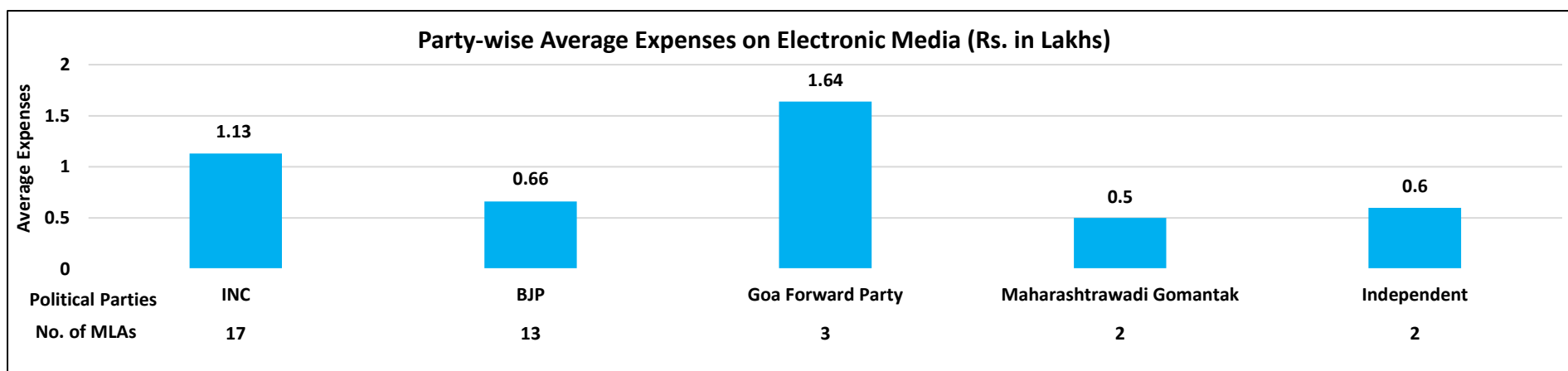


Figure 5: Party-wise Average Expenses on Electronic Media (Rs. in Lakhs)

11. Party-wise average expenses on Campaign Vehicles:

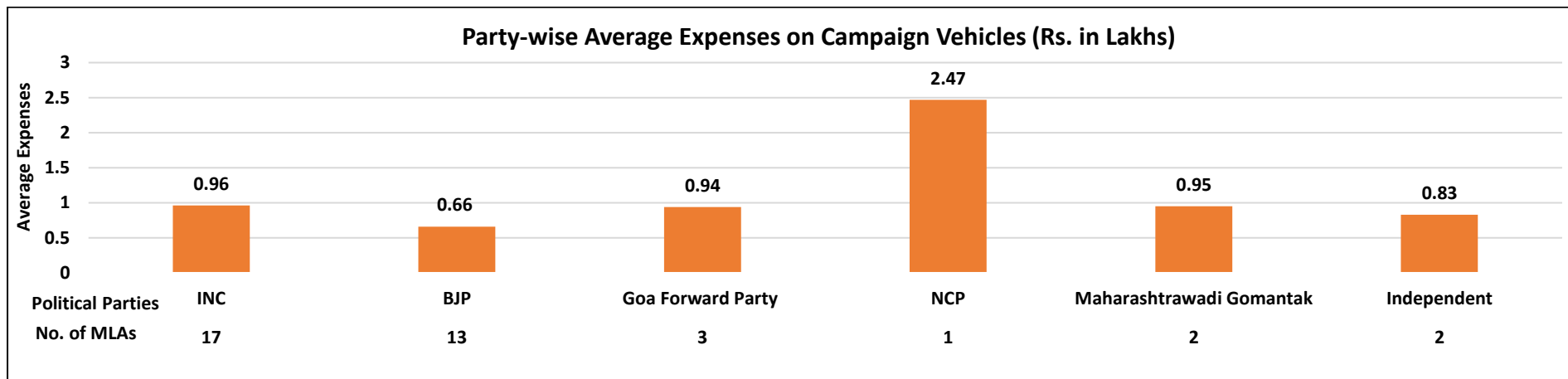


Figure 6: Party-wise Average Expenses on Campaign Vehicles (Rs. in lakhs)

12. Party-wise average expenses on Campaign Workers:

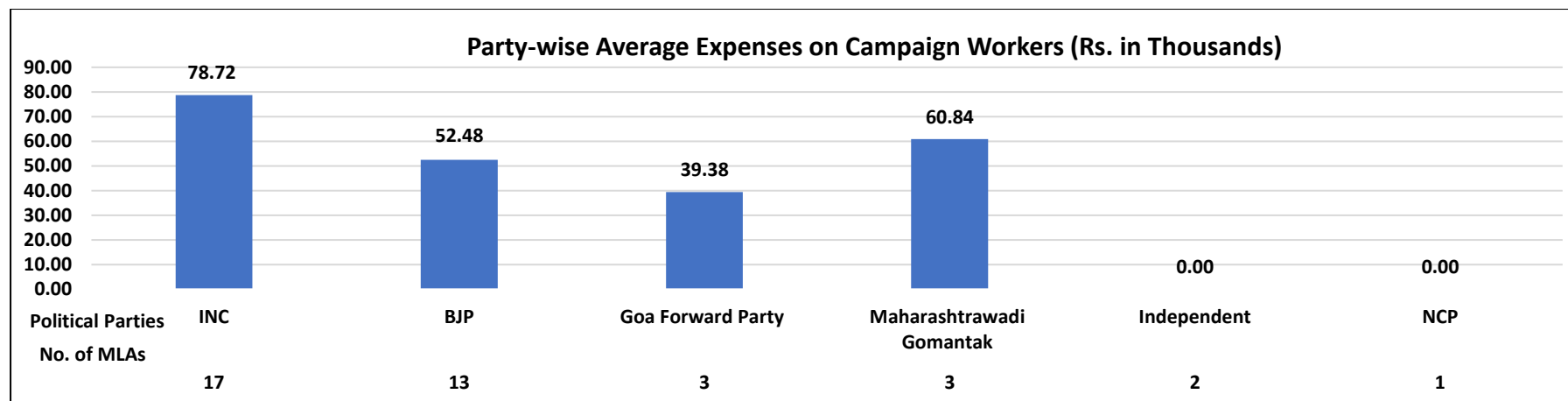


Figure 7: Party-wise Average Expenses on Campaign Workers (Rs. in thousands)

Data in this Kit is presented in good faith, with an intention to inform voters. MLAs' Election Expenditure Affidavits from the CEO Website (<http://ceogoa.nic.in/>) is the source of this analysis.
Website:- www.adrindia.org, www.myneta.info

Summary and Highlights of Funds Raised by MLAs in the Goa Assembly 2017 Elections

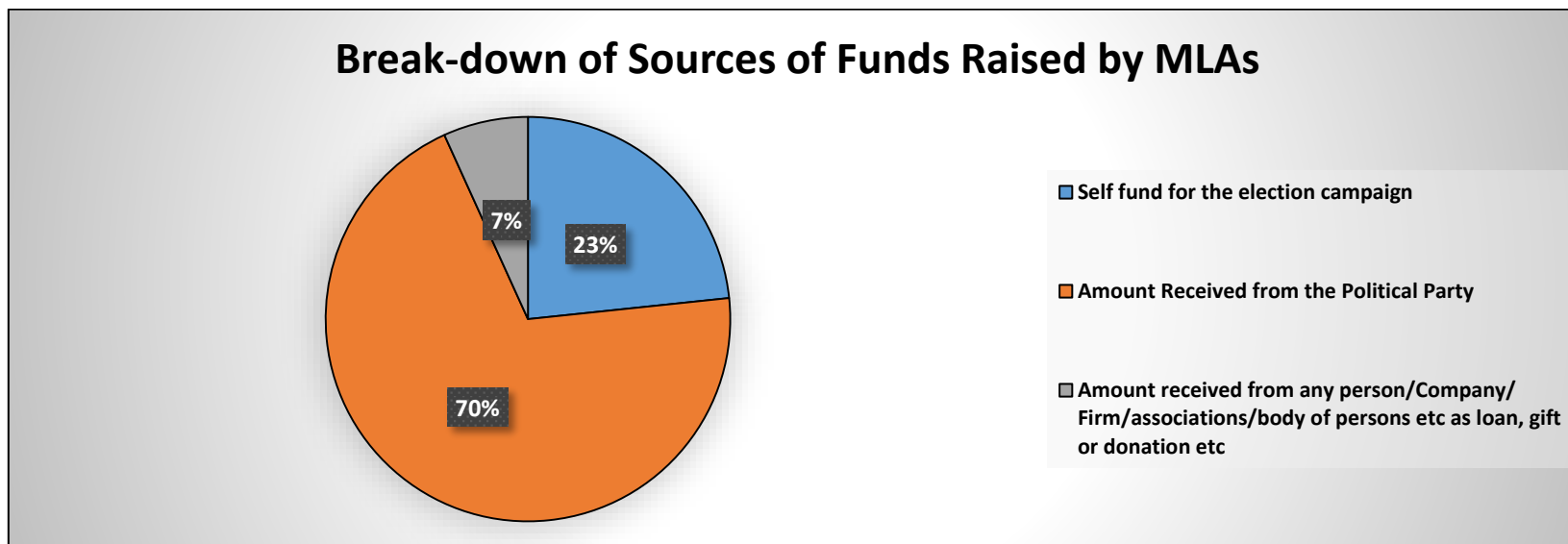


Figure 8: Percentage Break-down of Funds Raised by MLAs

1. **Percentage break-down of funds received by MLAs:** Out of the total funds received by MLAs, **70% funds were raised from political parties, 23% were raised by MLAs themselves and 7% funds were raised from other sources.**
2. **MLAs Who Raised Funds from Political Parties:** Out of the 38 MLAs analyzed, **11(29%) MLAs have declared that they have not received any funds from political parties.**
3. **MLAs Who Raised Funds through any person/ company/ firm/ associations/ body of persons etc as loan, gift or donation etc:** Out of the 38 MLAs analyzed, **29(76%) MLAs have declared that they have not received any funds from any person/ company/ firm/ associations/ body of persons etc as loan, gift or donation etc.**

Data in this Kit is presented in good faith, with an intention to inform voters. MLAs' Election Expenditure Affidavits from the CEO Website (<http://ceogoa.nic.in/>) is the source of this analysis.

Website:- www.adrindia.org, www.myneta.info

4. **Self-funds used for election campaign:** Out of the 38 MLAs analyzed, **10 (26%) MLAs** have declared that **they have not used any of their own funds for their election campaign.**
5. **Average funds raised from Political Parties (Party-wise):** On an average a MLA from **INC** raised **59 %** of his/her election expense funds from the political party. Similarly, on an average **a MLA from BJP raised 99%** of his/her election expense funds, a MLA from **Goa Forward Party** raised **78 %**, a MLA from **Maharashtrawadi Gomantak** raised **0 %** and a MLA from **NCP** raised **71%** of their election expense funds from the political party.
6. **Average funds raised through any person/company/firm/associations/body of persons etc as loan, gift or donation etc (Party-wise):** On an average a MLA from **INC** raised **6%** of his/her election expense funds from any person/company/firm/associations/body of persons etc. as loan, gift or donation. Similarly, a MLA from **Goa Forward Party** raised **15%** of his/her election expense funds, a MLA from **BJP** raised **0%** of his/her election expense funds, a MLA from **Maharashtrawadi Gomantak** raised **2%** of his/her election expense funds and a MLA from **NCP** raised on an average **28%** of their expense funds from any person/company/ firm/ associations/ body of persons etc. as loan, gift or donation.

Summary and Highlights of Election Expenses of Ministers from the Goa Assembly Elections, 2017

1. **Less than 50% of the Limit:** Based on the election expense declarations of 7 out of 10 Ministers analysed from Goa Assembly 2017, **6 Ministers (86%) have declared election expenses of less than 50% of the expense limit** in their constituency.
2. **Average Election Expenditure:** Based on the election expense declarations of all 10 Ministers from Goa Assembly 2017, the **average amount of money spent** by them in the elections is about **Rs 7.34 lakhs, which is 37% of the expense limit**.
3. **Top 3 Ministers with highest Election Expenditure:** The details of top 3 ministers with highest election expenditure are given below:

S.No.	Name	District	Constituency	Party	Expense Limit (In Rs)	Total expenses incurred/ authorized (Rs.)	% of limit reached
1	VIJAI JAIVANT SARDESAI	SOUTH GOA	FATORDA	Goa Forward Party	20,00,000 20 Lacs+	9,95,064 9 Lacs+	50%
2	PANDURANG ARJUN MADKAIKAR	NORTH GOA	CUMBARJUA	BJP	20,00,000 20 Lacs+	9,36,218 9 Lacs+	47%
3	JAYESH VIDYADHAR SALGAONKAR	NORTH GOA	SALIGAO	Goa Forward Party	20,00,000 20 Lacs+	8,24,743 8 Lacs+	41%

4. **Top 3 Ministers with lowest Election Expenditure:** The details of top 3 ministers with lowest election expenditure are given below:

S.No.	Name	District	Constituency	Party	Expense Limit(Rs.)	Total expenses incurred/ authorized (Rs.)	% of limit reached
1	GOVIND SHEPU GAUDE	NORTH GOA	PRIOL	IND	20,00,000 20 Lacs+	3,57,095 3 Lacs+	18%
2	FRANCISCO C. J. A. DE PINTO E SOUZA	NORTH GOA	MAPUSA	BJP	20,00,000 20 Lacs+	6,08,460 6 Lacs+	30%
3	VINODA DATARAMA PALIENCAR	NORTH GOA	SIOLIM	Goa Forward Party	20,00,000 20 Lacs+	6,71,517 6 Lacs+	34%

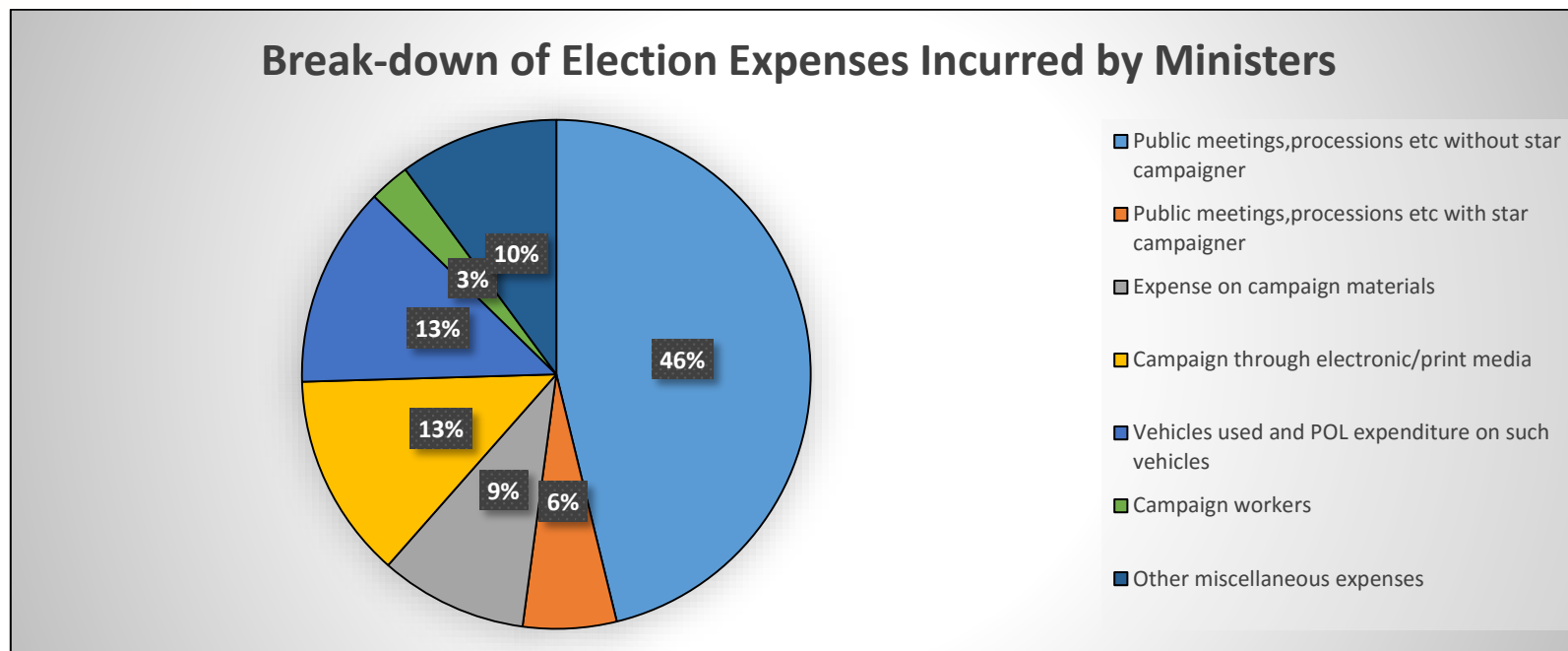


Figure 10: Break-down of Election Expenses Incurred by Ministers

1. **Expense on Public Meeting, Rally, and Processions with Star Campaigners:** 5 (71%) ministers have declared that they have not spent any amount on public meetings, processions etc with star campaigner.
2. **Expense on Campaigning through electronic/print media:** 1 (14%) ministers have declared that they have not spent any amount on campaigning through electronic/print media.
3. **Expense on Campaign Workers:** 4(57%) Ministers have declared that they have not spent any amount on campaign workers.

Data in this Kit is presented in good faith, with an intention to inform voters. MLAs' Election Expenditure Affidavits from the CEO Website (<http://ceogoa.nic.in/>) is the source of this analysis.

Website:- www.adrindia.org, www.myneta.info

Summary and Highlights of Funds Raised by Ministers in the Goa Assembly 2017 Elections

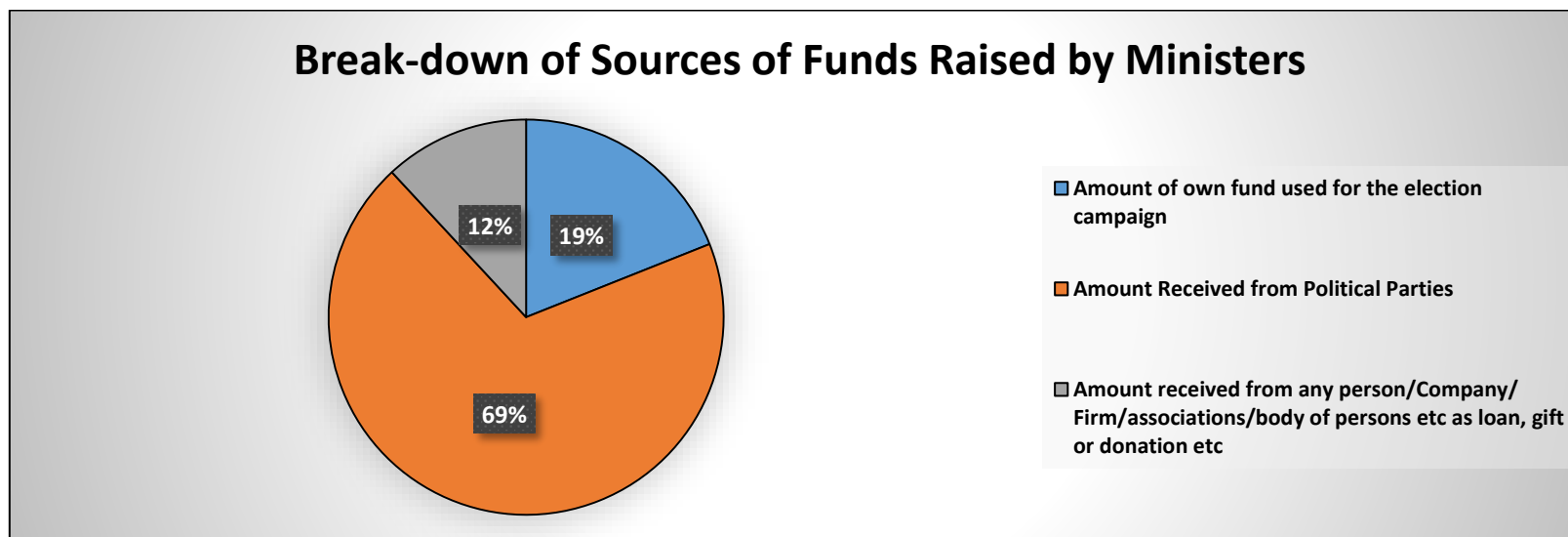


Figure 11: Percentage Break-down of Funds Raised by Ministers

1. **Percentage break-down of funds received by Ministers:** Out of the total funds received by Ministers, 69% funds were raised from political parties, 19% were raised by Ministers themselves and 12% funds were raised from other sources.
2. **Ministers Who Raised Funds from Political Party:** Out of the 7 Ministers analyzed, 2 (29%) Ministers have declared that they have not received any funds from political parties.
3. **Ministers Who Raised Funds through any person/ company/ firm/ associations/ body of persons etc as loan, gift or donation etc:** Out of the 7 Ministers analyzed, 5 (71%) Ministers have declared that they have not received any funds from any person/ company/ firm/ associations/ body of persons etc as loan, gift or donation etc.

Data in this Kit is presented in good faith, with an intention to inform voters. MLAs' Election Expenditure Affidavits from the CEO Website (<http://ceogoa.nic.in/>) is the source of this analysis.

Website:- www.adrindia.org, www.myneta.info

Top 10 MLAs with highest declared election expenses in 2017 Goa Assembly Elections

S.No.	Name	District	Constituency	Party	Expenditure incurred/authorized by Winners			Expense Limit(Rs.)	Total expenses incurred/ authorized (Rs.)	% of limit reached
					Winner/ election agent(Rs.)	By Political party (Rs.)	Any other association/ body of persons/ individual(Rs.)			
1	PRAMOD PANDURANG SAWANT	NORTH GOA	SANQUELIM	BJP	14,22,796	97,247	0	20,00,000 20 Lacs+	15,20,043 15 Lacs+	76%
2	LUIZINHO FALEIRO	SOUTH GOA	NAVELIM	INC	6,08,171	6,62,360	0	20,00,000 20 Lacs+	12,70,531 12 Lacs+	64%
3	SUBHASH ANKUSH SHIRODKAR	NORTH GOA	SIRODA	INC	10,89,652	79,952	0	20,00,000 20 Lacs+	11,69,604 11 Lacs+	58%
4	SIDHARTH SRIPAD KUNCALIENKER	NORTH GOA	PANAJI	BJP	5,09,311	5,78,795	0	20,00,000 20 Lacs+	10,88,106 10 Lacs+	54%
5	JOSE LUIS CARLOS ALMEIDA	SOUTH GOA	VASCO-DA-GAMA	BJP	9,60,799	1,21,189	0	20,00,000 20 Lacs+	10,81,988 10 Lacs+	54%
6	NILESH CABRAL	SOUTH GOA	CURCHOREM	BJP	9,32,200	1,21,190	0	20,00,000 20 Lacs+	10,53,390 10 Lacs+	53%
7	RAJESH PATNEKAR	NORTH GOA	BICHOLIM	BJP	9,17,167	1,21,190	0	20,00,000 20 Lacs+	10,38,357 10 Lacs+	52%
8	VIJAI JAIVANT SARDESAI	SOUTH GOA	FATORDA	Goa Forward Party	65,068	9,29,996	0	20,00,000 20 Lacs+	9,95,064 9 Lacs+	50%
9	MICHAEL VINCENT LOBO	NORTH GOA	CALANGUTE	BJP	8,51,987	1,21,189	0	20,00,000 20 Lacs+	9,73,176 9 Lacs+	49%
10	ANTONIO CAETANO FERNANDES	NORTH GOA	ST. CRUZ	INC	9,59,767	0	0	20,00,000 20 Lacs+	9,59,767 9 Lacs+	48%

Table 1: Top 10 highest expenses declared by MLAs

Data in this Kit is presented in good faith, with an intention to inform voters. MLAs' Election Expenditure Affidavits from the CEO Website (<http://ceogoa.nic.in/>) is the source of this analysis.

Website:- www.adrindia.org, www.myneta.info

10 lowest election expenses declared by MLAs

S.No.	Name	District	Constituency	Party	Expenditure incurred/authorized by Winners			Expense Limit (Rs.)	Total expenses incurred/ authorized (Rs.)	% of limit reached
					Winner/ election agent(Rs.)	By Political Party (Rs.)	Any other association/ body of persons/ individual(Rs.)			
1	GOVIND SHEPU GAUDE	NORTH GOA	PRIOL	IND	3,57,095	0	0	20,00,000 20 Lacs+	3,57,095 3 Lacs+	18%
2	PRASAD S. GAONKAR	SOUTH GOA	SANGUEM	IND	3,57,269	0	0	20,00,000 20 Lacs+	3,57,269 3 Lacs+	18%
3	MAUVIN HELIODORO GODINHO	SOUTH GOA	DABOLIM	BJP	3,03,234	1,21,189	0	20,00,000 20 Lacs+	4,24,423 4 Lacs+	21%
4	RAVI SITARAM NAIK	NORTH GOA	PONDA	INC	3,77,588	79,952	0	20,00,000 20 Lacs+	4,57,540 4 Lacs+	23%
5	MILIND SAGUN NAIK	SOUTH GOA	MORMUGAO	BJP	3,88,862	1,21,189	0	20,00,000 20 Lacs+	5,10,051 5 Lacs+	26%
6	FRANCISCO C. J. A. DE PINTO E SOUZA	NORTH GOA	MAPUSA	BJP	4,87,271	1,21,189	0	20,00,000 20 Lacs+	6,08,460 6 Lacs+	30%
7	VISHWAJIT PRATAPSINGH RANE	NORTH GOA	VALPOI	INC	5,46,883	79,952	0	20,00,000 20 Lacs+	6,26,835 6 Lacs+	31%
8	DIGAMBAR VASANT KAMAT	SOUTH GOA	MARGAO	INC	5,85,412	79,952	0	20,00,000 20 Lacs+	6,65,364 6 Lacs+	33%
9	CHANDRAKANT KAVLEKAR	SOUTH GOA	QUEPEM	INC	5,87,249	82,952	0	20,00,000 20 Lacs+	6,70,201 6 Lacs+	34%
10	VINODA DATARAMA PALIENCAR	NORTH GOA	SIOLIM	Goa Forward Party	49,667	2,99,570	3,22,280	20,00,000 20 Lacs+	6,71,517 6 Lacs+	34%

Table 2: 10 lowest election expenses declared by MLAs

Data in this Kit is presented in good faith, with an intention to inform voters. MLAs' Election Expenditure Affidavits from the CEO Website (<http://ceogoa.nic.in/>) is the source of this analysis.

Website:- www.adrindia.org, www.myneta.info

Party-wise Average Expenses declared by MLAs

S.No.	Party	No. of Winners Analyzed	Average Limit (Rs.)	Average Election Expense (Rs.)	% of Average Limit
1	INC	17	20,00,000 20 Lacs+	7,85,691 7 Lacs+	39.3 %
2	BJP	13	20,00,000 20 Lacs+	8,77,643 8 Lacs+	43.9 %
3	Goa Forward Party	3	20,00,000 20 Lacs+	8,30,441 8 Lacs+	41.5 %
4	Maharashtrawadi Gomantak	2	20,00,000 20 Lacs+	8,08,054 8 Lacs+	40.4 %
5	IND	2	20,00,000 20 Lacs+	3,57,182 3 Lacs+	17.9 %
6	NCP	1	20,00,000 20 Lacs+	9,53,502 9 Lacs+	47.7 %
Total		38	20,00,000 20 Lacs+	8,03,721 8 Lacs+	40 %

Table 3: Party-wise Average Expenses declared by MLAs

Average self-funds used for Election Campaign (Party-wise)

S.No.	Party	No. of Analyzed	Average Total (in Rs.)	Average Self Funds(Rs.)	% of Average Total
1	INC	17	12,01,927.76 12 Lacs+	4,21,398.35 4 Lacs+	35.06 %
2	BJP	13	10,20,798 10 Lacs+	11,384.61 11 Thou+	1.11 %
3	Goa Forward Party	3	7,08,798.33 7 Lacs+	47,184 47 Thou+	6.65 %
4	Maharashtrawadi Gomantak	2	9,18,500 9 Lacs+	9,08,500 9 Lacs+	98.91 %
5	IND	2	3,48,644 3 Lacs+	43,612.50 43 Thou+	12.50 %
6	NCP	1	17,55,000 17 Lacs+	5,000 5 Thou+	0.28 %

Table 4: Average self-funds used for Election Campaign (Party-wise)

Data in this Kit is presented in good faith, with an intention to inform voters. MLAs' Election Expenditure Affidavits from the CEO Website (<http://ceogoa.nic.in/>) is the source of this analysis.

Website:- www.adrindia.org, www.myneta.info

Average funds raised from Political Parties (Party-wise)

S.No.	Party	No. of Analyzed	Average Total (in Rs.)	Average Party Funds (in Rs.)	% of Average Total
1	INC	17	12,01,927.76 12 Lacs+	7,05,882.35 7 Lacs+	58.72 %
2	BJP	13	10,20,798 10 Lacs+	10,09,322.30 10 Lacs+	98.87 %
3	Goa Forward Party	3	7,08,798.33 7 Lacs+	5,54,887.66 5 Lacs+	78.28 %
4	Maharashtrawadi Gomantak	2	9,18,500 9 Lacs+	0	0 %
5	IND	2	3,48,644 3 Lacs+	0	0 %
6	NCP	1	17,55,000 17 Lacs+	12,50,000 12 Lacs+	71.22 %

Table 5: Average funds raised from Political Parties (Party-wise)

Average funds raised from Other Sources (Party-wise)

S.No.	Party	No. of Analyzed	Average Total (Rs.)	Average Funds from other organizations and bodies(Rs.)	% of Average Total
1	INC	17	12,01,927.76 12 Lacs+	74,647.05 74 Thou+	6.21 %
2	BJP	13	10,20,798 10 Lacs+	91.07	0 %
3	Goa Forward Party	3	7,08,798.33 7 Lacs+	1,06,726.66 1 Lacs+	15.05 %
4	Maharashtrawadi Gomantak	2	9,18,500 9 Lacs+	10,000 10 Thou+	1.08 %
5	IND	2	3,48,644 3 Lacs+	3,05,031.50 3 Lacs+	87.49 %
6	NCP	1	17,55,000 17 Lacs+	5,00,000 5 Lacs+	28.49 %

Table 6: Average funds raised from Other Sources (Party-wise)

Data in this Kit is presented in good faith, with an intention to inform voters. MLAs' Election Expenditure Affidavits from the CEO Website (<http://ceogoa.nic.in/>) is the source of this analysis.

Website:- www.adrindia.org, www.myneta.info

Party-wise Average Expenses on Public Meetings, Processions etc. with and without Star Campaigners

S.No.	Party	No. of Winners Analyzed	Average Limit (Rs.)	Average Election Expense (Rs.)	Average Expense on Meetings, Processions etc. with star campaigners (Rs.)	% of Average Expense on Meetings, Processions etc. with star campaigners	Average Expense on Meetings, Processions etc. without star campaigners (Rs.)	% of Average Expense on Meetings, Processions etc. without star campaigners
1	INC	17	20,00,000 20 Lacs+	7,85,691 7 Lacs+	47,031 47 Thou+	6%	2,79,209 2 Lacs+	35.50%
2	BJP	13	20,00,000 20 Lacs+	8,77,643 8 Lacs+	2,00,112 2 Lacs+	22.80%	2,93,250 2 Lacs+	33.40%
3	Goa Forward Party	3	20,00,000 20 Lacs+	8,30,441 8 Lacs+	0	0%	3,74,823 3 Lacs+	45.10%
4	Maharashtrawadi Gomantak	2	20,00,000 20 Lacs+	8,08,054 8 Lacs+	0	0%	1,54,740 1 Lacs+	43.30%
5	IND	2	20,00,000 20 Lacs+	3,57,182 3 Lacs+	0	0%	3,89,455 3 Lacs+	48.20%
6	NCP	1	20,00,000 20 Lacs+	9,53,502 9 Lacs+	0	0%	4,06,942 4 Lacs+	42.70%
Total		38	20,00,000 20 Lacs+	8,03,721 8 Lacs+	89,499 89 Thou+	11%	2,94,174 2 Lacs+	37%

Table 7: Party-wise Average Expenses on Public Meetings, Processions etc. with and without Star Campaigners

Party Wise Average Election Expense of MLAs on Campaign Materials

S.No.	Party	No. of Winners Analyzed	Average Limit (Rs.)	Average Election Expense (Rs.)	Average Expense on Campaign Materials (Rs.)	% of Average Expense on Campaign Materials
1	INC	17	20,00,000 20 Lacs+	7,85,691 7 Lacs+	84,007 84 Thou+	10.7 %
2	BJP	13	20,00,000 20 Lacs+	8,77,643 8 Lacs+	1,17,691 1 Lacs+	13.4 %
3	Goa Forward Party	3	20,00,000 20 Lacs+	8,30,441 8 Lacs+	89,679 89 Thou+	10.8 %
4	Maharashtrawadi Gomantak	2	20,00,000 20 Lacs+	8,08,054 8 Lacs+	2,12,523 2 Lacs+	26.3 %
5	IND	2	20,00,000 20 Lacs+	3,57,182 3 Lacs+	8,235 8 Thou+	2.3 %

Data in this Kit is presented in good faith, with an intention to inform voters. MLAs' Election Expenditure Affidavits from the CEO Website (<http://ceogoa.nic.in/>) is the source of this analysis.

Website:- www.adrindia.org, www.myneta.info

S.No.	Party	No. of Winners Analyzed	Average Limit (Rs.)	Average Election Expense (Rs.)	Average Expense on Campaign Materials (Rs.)	% of Average Expense on Campaign Materials
6	NCP	1	20,00,000 20 Lacs+	9,53,502 9 Lacs+	46,000 46 Thou+	4.8 %
Total		38	20,00,000 20 Lacs+	8,03,721 8 Lacs+	97,754 97 Thou+	12 %

Table 8: Party-wise Average Election Expense of MLAs on Campaign Materials

Party Wise Average Election Expense of MLAs on Electronic Media

S.No.	Party	No. of Winners Analyzed	Average Limit (Rs.)	Average Election Expense (Rs.)	Average Expense on Electronic Media (Rs.)	% of Average Expense on Electronic Media
1	INC	17	20,00,000 20 Lacs+	7,85,691 7 Lacs+	1,13,631 1 Lacs+	14.5 %
2	BJP	13	20,00,000 20 Lacs+	8,77,643 8 Lacs+	66,557 66 Thou+	7.6 %
3	Goa Forward Party	3	20,00,000 20 Lacs+	8,30,441 8 Lacs+	1,64,580 1 Lacs+	19.8 %
4	IND	2	20,00,000 20 Lacs+	3,57,182 3 Lacs+	60,310 60 Thou+	16.9 %
5	Maharashtrawadi Gomantak	2	20,00,000 20 Lacs+	8,08,054 8 Lacs+	50,003 50 Thou+	6.2 %
6	NCP	1	20,00,000 20 Lacs+	9,53,502 9 Lacs+	2,53,360 2 Lacs+	26.6 %
Total		38	20,00,000 20 Lacs+	8,03,721 8 Lacs+	99,071 99 Thou+	12 %

Table 9: Party-wise Average Election Expense of MLAs on Electronic Media

Data in this Kit is presented in good faith, with an intention to inform voters. MLAs' Election Expenditure Affidavits from the CEO Website (<http://ceogoa.nic.in/>) is the source of this analysis.

Website:- www.adrindia.org, www.myneta.info

Party Wise Average Election Expense of MLAs on Campaign Vehicles

S.No.	Party	No. of Winners Analyzed	Average Limit (Rs.)	Average Election Expense (Rs.)	Average Expense on Campaign Vehicles (Rs.)	% of Average Expense on Campaign Vehicles
1	INC	17	20,00,000 20 Lacs+	7,85,691 7 Lacs+	96,192 96 Thou+	12.2 %
2	BJP	13	20,00,000 20 Lacs+	8,77,643 8 Lacs+	66,219 66 Thou+	7.5 %
3	Goa Forward Party	3	20,00,000 20 Lacs+	8,30,441 8 Lacs+	94,357 94 Thou+	11.4 %
4	IND	2	20,00,000 20 Lacs+	3,57,182 3 Lacs+	83,025 83 Thou+	23.2 %
5	Maharashtrawadi Gomantak	2	20,00,000 20 Lacs+	8,08,054 8 Lacs+	95,234 95 Thou+	11.8 %
6	NCP	1	20,00,000 20 Lacs+	9,53,502 9 Lacs+	2,47,200 2 Lacs+	25.9 %
Total		38	20,00,000 20 Lacs+	8,03,721 8 Lacs+	89,024 89 Thou+	11 %

Table 10: Party-wise Average Election Expense of MLAs on Campaign Vehicles

Party Wise Average Election Expense of MLAs on Campaign Workers

S.No.	Party	No. of Winners Analyzed	Average Limit (Rs.)	Average Election Expense (Rs.)	Average Expense on Campaign Workers (Rs.)	% of Average Expense on Campaign Workers
1	INC	17	20,00,000 20 Lacs+	7,85,691 7 Lacs+	78,727 78 Thou+	10 %
2	BJP	13	20,00,000 20 Lacs+	8,77,643 8 Lacs+	52,448 52 Thou+	6 %
3	Goa Forward Party	3	20,00,000 20 Lacs+	8,30,441 8 Lacs+	39,386 39 Thou+	4.7 %
4	IND	2	20,00,000 20 Lacs+	3,57,182 3 Lacs+	0	0 %
5	Maharashtrawadi Gomantak	2	20,00,000 20 Lacs+	8,08,054 8 Lacs+	60,840 60 Thou+	7.5 %
6	NCP	1	20,00,000 20 Lacs+	9,53,502 9 Lacs+	0	0 %
Total		38	20,00,000 20 Lacs+	8,03,721 8 Lacs+	59,474 59 Thou+	7 %

Table 11: Party-wise Average Election Expense of MLAs on Campaign Workers

Data in this Kit is presented in good faith, with an intention to inform voters. MLAs' Election Expenditure Affidavits from the CEO Website (<http://ceogoa.nic.in/>) is the source of this analysis.

Website:- www.adrindia.org, www.myneta.info

Election expenses declared by MLAs in Goa Assembly Elections, 2017: Full Details

S.No.	Name	District	Constituency	Party	Expenditure incurred/authorized by Winners			Expense Limit(Rs.)	Total expenses incurred/ authorized (Rs.)	% of limit reached
					Winner/ election agent(Rs.)	By Political party (Rs.)	Any other association/ body of persons/ individual(Rs.)			
1	PRAMOD PANDURANG SAWANT	NORTH GOA	SANQUELIM	BJP	14,22,796	97,247	0	20,00,000 20 Lacs+	15,20,043 15 Lacs+	76%
2	LUIZINHO FALEIRO	SOUTH GOA	NAVELIM	INC	6,08,171	6,62,360	0	20,00,000 20 Lacs+	12,70,531 12 Lacs+	64%
3	SUBHASH ANKUSH SHIRODKAR	NORTH GOA	SIRODA	INC	10,89,652	79,952	0	20,00,000 20 Lacs+	11,69,604 11 Lacs+	58%
4	SIDHARTH SRIPAD KUNCALIENKER	NORTH GOA	PANAJI	BJP	5,09,311	5,78,795	0	20,00,000 20 Lacs+	10,88,106 10 Lacs+	54%
5	JOSE LUIS CARLOS ALMEIDA	SOUTH GOA	VASCO-DA-GAMA	BJP	9,60,799	1,21,189	0	20,00,000 20 Lacs+	10,81,988 10 Lacs+	54%
6	NILESH CABRAL	SOUTH GOA	CURCHOREM	BJP	9,32,200	1,21,190	0	20,00,000 20 Lacs+	10,53,390 10 Lacs+	53%
7	RAJESH PATNEKAR	NORTH GOA	BICHOLIM	BJP	9,17,167	1,21,190	0	20,00,000 20 Lacs+	10,38,357 10 Lacs+	52%
8	VIJAI JAIVANT SARDESAI	SOUTH GOA	FATORDA	Goa Forward Party	65,068	9,29,996	0	20,00,000 20 Lacs+	9,95,064 9 Lacs+	50%
9	MICHAEL VINCENT LOBO	NORTH GOA	CALANGUTE	BJP	8,51,987	1,21,189	0	20,00,000 20 Lacs+	9,73,176 9 Lacs+	49%
10	ANTONIO CAETANO FERNANDES	NORTH GOA	ST. CRUZ	INC	9,59,767	0	0	20,00,000 20 Lacs+	9,59,767 9 Lacs+	48%
11	CHURCHILL ALEMAO	SOUTH GOA	BENAU LIM	NCP	9,53,502	0	0	20,00,000 20 Lacs+	9,53,502 9 Lacs+	48%
12	PANDURANG ARJUN MADKAIKAR	NORTH GOA	CUMBARJUA	BJP	8,15,029	1,21,189	0	20,00,000 20 Lacs+	9,36,218 9 Lacs+	47%
13	DEEPAK PRABHU PAUSKAR	SOUTH GOA	SANVORDEM	Maharashtrawadi Gomantak	8,67,166	0	0	20,00,000 20 Lacs+	8,67,166 8 Lacs+	43%
14	JAYESH VIDYADHAR SALGAONKAR	NORTH GOA	SALIGAO	Goa Forward Party	3,42,913	4,81,830	0	20,00,000 20 Lacs+	8,24,743 8 Lacs+	41%
15	ALEIXO REGINALDO LOURENCO	SOUTH GOA	CURTORIM	INC	7,36,952	79,952	0	20,00,000 20 Lacs+	8,16,904 8 Lacs+	41%

Data in this Kit is presented in good faith, with an intention to inform voters. MLAs' Election Expenditure Affidavits from the CEO Website (<http://ceogoa.nic.in/>) is the source of this analysis.

Website:- www.adrindia.org, www.myneta.info

S.No.	Name	District	Constituency	Party	Expenditure incurred/authorized by Winners			Expense Limit(Rs.)	Total expenses incurred/ authorized (Rs.)	% of limit reached
					Winner/ election agent(Rs.)	By Political party (Rs.)	Any other association/ body of persons/ individual(Rs.)			
16	CLAFASIO DIAS	SOUTH GOA	CUNCOLIM	INC	6,23,334	1,92,000	0	20,00,000 20 Lacs+	8,15,334 8 Lacs+	41%
17	FRANCISCO SILVEIRA	NORTH GOA	ST. ANDRE	INC	6,93,716	79,952	0	20,00,000 20 Lacs+	7,73,668 7 Lacs+	39%
18	PRAVIN ZANTYE	NORTH GOA	MAEM	BJP	6,45,954	1,21,189	0	20,00,000 20 Lacs+	7,67,143 7 Lacs+	38%
19	ISIDORE ALEIXINHO FERNANDES	SOUTH GOA	CANACONA	INC	6,78,265	79,952	0	20,00,000 20 Lacs+	7,58,217 7 Lacs+	38%
20	WILFRED NAZARETH MENINO Dsa	SOUTH GOA	NUVEM	INC	6,73,122	79,952	0	20,00,000 20 Lacs+	7,53,074 7 Lacs+	38%
21	JENNIFER MONSERRATE	NORTH GOA	TALEIGAO	INC	7,33,037	17,000	0	20,00,000 20 Lacs+	7,50,037 7 Lacs+	38%
22	RAMKRISHNA ALIAS SUDIN DHAVALIKER	NORTH GOA	MARCAIM	Maharashtrawadi Gomantak	5,85,616	1,24,006	39,319	20,00,000 20 Lacs+	7,48,941 7 Lacs+	37%
23	FILIPE NERY RODRIGUES	SOUTH GOA	VELIM	INC	6,68,143	79,952	0	20,00,000 20 Lacs+	7,48,095 7 Lacs+	37%
24	NILKANTH RAMNATH HALARNKAR	NORTH GOA	TIVIM	INC	6,50,575	79,952	0	20,00,000 20 Lacs+	7,30,527 7 Lacs+	37%
25	GLENN JOHN VIJAY AMBROSE E. SOUZA TICLO	NORTH GOA	ALDONA	BJP	6,05,657	1,21,190	0	20,00,000 20 Lacs+	7,26,847 7 Lacs+	36%
26	DAYANAND RAGHUNATH SOPTE	NORTH GOA	MANDREM	INC	6,39,444	75,000	0	20,00,000 20 Lacs+	**7,14,444 7 Lacs+	36%
27	ALINA SALDANHA	SOUTH GOA	CORTALIM	BJP	5,59,973	1,21,189	0	20,00,000 20 Lacs+	6,81,163 6 Lacs+	34%
28	PRATAPSINGH R RANE	NORTH GOA	PORIEIM	INC	5,96,678	79,952	0	20,00,000 20 Lacs+	6,76,603 6 Lacs+	34%
29	VINODA DATARAMA PALIENCAR	NORTH GOA	SIOLIM	Goa Forward Party	49,667	2,99,570	3,22,280	20,00,000 20 Lacs+	6,71,517 6 Lacs+	34%
30	CHANDRAKANT KAVLEKAR	SOUTH GOA	QUEPEM	INC	5,87,249	82,952	0	20,00,000 20 Lacs+	6,70,201 6 Lacs+	34%
31	DIGAMBAR VASANT KAMAT	SOUTH GOA	MARGAO	INC	5,85,412	79,952	0	20,00,000 20 Lacs+	6,65,364 6 Lacs+	33%

Data in this Kit is presented in good faith, with an intention to inform voters. MLAs' Election Expenditure Affidavits from the CEO Website (<http://ceogoa.nic.in/>) is the source of this analysis.

Website:- www.adrindia.org, www.myneta.info

S.No.	Name	District	Constituency	Party	Expenditure incurred/authorized by Winners			Expense Limit(Rs.)	Total expenses incurred/ authorized (Rs.)	% of limit reached
					Winner/ election agent(Rs.)	By Political party (Rs.)	Any other association/ body of persons/ individual(Rs.)			
32	VISHWAJIT PRATAP Singh RANE	NORTH GOA	VALPOI	INC	5,46,883	79,952	0	20,00,000 20 Lacs+	6,26,835 6 Lacs+	31%
33	FRANCISCO C. J. A. DE PINTO E SOUZA	NORTH GOA	MAPUSA	BJP	4,87,271	1,21,189	0	20,00,000 20 Lacs+	6,08,460 6 Lacs+	30%
34	MILIND SAGUN NAIK	SOUTH GOA	MORMUGAO	BJP	3,88,862	1,21,189	0	20,00,000 20 Lacs+	5,10,051 5 Lacs+	26%
35	RAVI SITARAM NAIK	NORTH GOA	PONDA	INC	3,77,588	79,952	0	20,00,000 20 Lacs+	4,57,540 4 Lacs+	23%
36	MAUVIN HELIODORO GODINHO	SOUTH GOA	DABOLIM	BJP	3,03,234	1,21,189	0	20,00,000 20 Lacs+	4,24,423 4 Lacs+	21%
37	PRASAD S. GAONKAR	SOUTH GOA	SANGUEM	IND	3,57,269	0	0	20,00,000 20 Lacs+	3,57,269 3 Lacs+	18%
38	GOVIND SHEPU GAUDE	NORTH GOA	PRIOL	IND	3,57,095	0	0	20,00,000 20 Lacs+	3,57,095 3 Lacs+	18%

Table 12: Election expenses declared by MLAs in Goa Assembly Elections, 2017: Full Details

Data in this Kit is presented in good faith, with an intention to inform voters. MLAs' Election Expenditure Affidavits from the CEO Website (<http://ceogoa.nic.in/>) is the source of this analysis.

Website:- www.adrindia.org, www.myneta.info

How information is disseminated?



www.myneta.info

Provides full information of criminal cases, asset, liability and education details declared by candidates in the self sworn affidavits filed by them prior to contesting Lok Sabha and State Assembly elections.

www.adrindia.org

Provides detailed analytical reports of Lok Sabha, state assembly, local body elections and financial reports of political parties.



Get information by SMS the users have to send
MYNETA <PINCODE> or <CONSTITUENCY>
to 56070 or 9246556070



1800-110-440

Mon to Fri : 10 am to 6 pm



Twitter: www.twitter.com/adrspeaks

Facebook page: www.facebook.com/adr.new
www.facebook.com/myneta.info

You Tube: www.youtube.com/adrspeaks



Myneta:

The Criminal, Financial, Educational and other background information self declared by candidates in their affidavits during elections is now available on your mobile phones.

Election Watch Reporter :

This app enables citizens with a tool to capture violation of election related laws and the code of conduct.

Both the applications are available on Google Play Store.



Contact Details

Goa Election Watch

Mr. Bhasker Assoldekar
+91-98203-53159
vibhanatural@hotmail.com

National Election Watch/Association for Democratic Reforms

Media and Journalist Helpline +91 80103 94248 Email: adr@adrindia.org	Maj.Gen. Anil Verma (Retd.) Head National Election Watch, Association for Democratic Reforms 011 4165 4200, +91 88264 79910 adr@adrindia.org , anilverma@adrindia.org	Prof Jagdeep Chhokar IIM Ahmedabad (Retd.) Founder Member, National Election Watch, Association for Democratic Reforms +91 99996 20944 jchhokar@gmail.com	Prof Trilochan Sastry IIM Bangalore Founder Member, National Election Watch, Association for Democratic Reforms +91 94483 53285 trilochans@iimb.ernet.in
--	--	---	---

DISCLAIMER

All information about MLAs, in this report has been taken from the election expenditure statements filed by them and submitted to the Chief Electoral Officer, Goa. **ADR does not add or subtract any information, unless the EC changes the data. In particular, no unverified information from any other source is used.** Copies of affidavits were obtained from the CEO's website (<http://ceogoa.nic.in/>) While all efforts have been made to ensure that the information is in keeping with what is mentioned in the election expenditure statements, in case of discrepancy between information in this report and that given in the election expenditure statements, the information reported in the election expenditure statements filed by MLAs should be treated as correct. Association for Democratic Reforms, Goa Election Watch and their volunteers are not responsible or liable for any damage arising directly or indirectly from the publication of this report.