

PRESS RELEASE

12<sup>th</sup> August, 2016

## **Analysis of Election Expenditure Statements of MLAs** **Kerala Assembly Elections, 2016**

**According to Section 78 of the Representation of the People Act, 1951, every contesting candidate has to lodge a true copy of his election expenses within 30 days from the date of declaration of result of election, with the District Election Officer in all States and Union Territories.** Kerala Election Watch and Association for Democratic Reforms (ADR) have analyzed the election expenditure statements submitted after the Kerala 2016 Assembly for 137 out of 140 MLAs. The expenditure limit for the candidates during the Kerala Assembly elections was Rs. 28 lakhs. These election expense documents include *details of expenses on public meeting and processions, campaigning through electronic and print media, expense on campaign workers, expense on vehicles used and expense on campaign materials.*

### **Recommendations:**

1. Each candidate is required to file his election expenditure statement within 30 days of the results of the elections, the deadline in case of the Kerala Assembly Elections being the 18<sup>th</sup> of June, 2016. However, it was observed that the election expenditure statements of the candidates were not uploaded on the CEO website till significantly after the deadline. **it is therefore recommended that the Abstract Expenditure Statement (Annexure 15) of the candidates is uploaded on the website of the CEO within 72 hours of the receipt of the statement.**
2. The deadline for filing an election petition against any candidate is 45 days after the declaration of the results. Generally, candidates submit their election expenditure statements towards the end of the 30 days given for submission of the statements. This leaves 15 days for any common citizen to file an election petition against any candidate. The deadline for filing an election petition should be increased in order to give the citizens time to scrutinize the election expenditure statements of the candidates and gather the relevant documents/proof etc for the election petition.
3. As has been instated in the filing of affidavits during the elections, the candidates should not be allowed to keep any field blank on the Abstract Election Expenditure statement (Annexure 15) and Schedule 1 to 9. The statements must be filled in a legible format and overwriting of amounts in the statement should be discouraged.

## Table of Contents

<b>ANALYSIS OF ELECTION EXPENDITURE STATEMENTS OF MLAs KERALA ASSEMBLY ELECTIONS, 2016</b>	<b>1</b>
<b>SUMMARY AND HIGHLIGHTS OF ELECTION EXPENSES OF MLAs FROM THE KERALA ASSEMBLY 2016 ELECTIONS</b>	<b>3</b>
<b>SUMMARY AND HIGHLIGHTS OF FUNDS RAISED BY MLAs IN THE KERALA ASSEMBLY 2016 ELECTIONS</b>	<b>12</b>
<b>SUMMARY AND HIGHLIGHTS OF ELECTION EXPENSES OF MINISTERS FROM THE KERALA ASSEMBLY ELECTIONS, 2016</b>	<b>13</b>
<b>SUMMARY AND HIGHLIGHTS OF FUNDS RAISED BY MINISTERS IN THE KERALA ASSEMBLY 2016 ELECTIONS</b>	<b>15</b>
<b>TOP 10 MLAs WITH HIGHEST DECLARED ELECTION EXPENSES IN 2016 KERALA ASSEMBLY ELECTIONS.....</b>	<b>16</b>
<b>10 LOWEST ELECTION EXPENSES DECLARED BY MLAs.....</b>	<b>17</b>
<b>PARTY-WISE AVERAGE EXPENSES DECLARED BY MLAs.....</b>	<b>18</b>
<b>AVERAGE SELF FUNDS USED FOR ELECTION CAMPAIGN (PARTY-WISE) .....</b>	<b>19</b>
<b>AVERAGE FUNDS RAISED FROM POLITICAL PARTIES (PARTY-WISE) .....</b>	<b>20</b>
<b>AVERAGE FUNDS RAISED FROM OTHER SOURCES (PARTY-WISE) .....</b>	<b>21</b>
<b>PARTY-WISE AVERAGE EXPENSES ON PUBLIC MEETINGS, PROCESSIONS ETC WITH AND WITHOUT STAR CAMPAIGNERS .....</b>	<b>22</b>
<b>PARTY WISE AVERAGE ELECTION EXPENSE OF MLAs ON CAMPAIGN MATERIALS.....</b>	<b>23</b>
<b>PARTY WISE AVERAGE ELECTION EXPENSE OF MLAs ON ELECTRONIC MEDIA.....</b>	<b>24</b>
<b>PARTY WISE AVERAGE ELECTION EXPENSE OF MLAs ON CAMPAIGN VEHICLES.....</b>	<b>26</b>
<b>PARTY WISE AVERAGE ELECTION EXPENSE OF MLAs ON CAMPAIGN WORKERS.....</b>	<b>27</b>
<b>ELECTION EXPENSES DECLARED BY MLAs IN KERALA ASSEMBLY ELECTIONS, 2016: FULL DETAILS.....</b>	<b>28</b>
<b>DISCLAIMER.....</b>	<b>52</b>

## Summary and Highlights of Election Expenses of MLAs from the Kerala Assembly 2016 Elections

\*Please find below list of MLAs whose expenditure affidavits were not analyzed due to unavailability on the CEO's website.

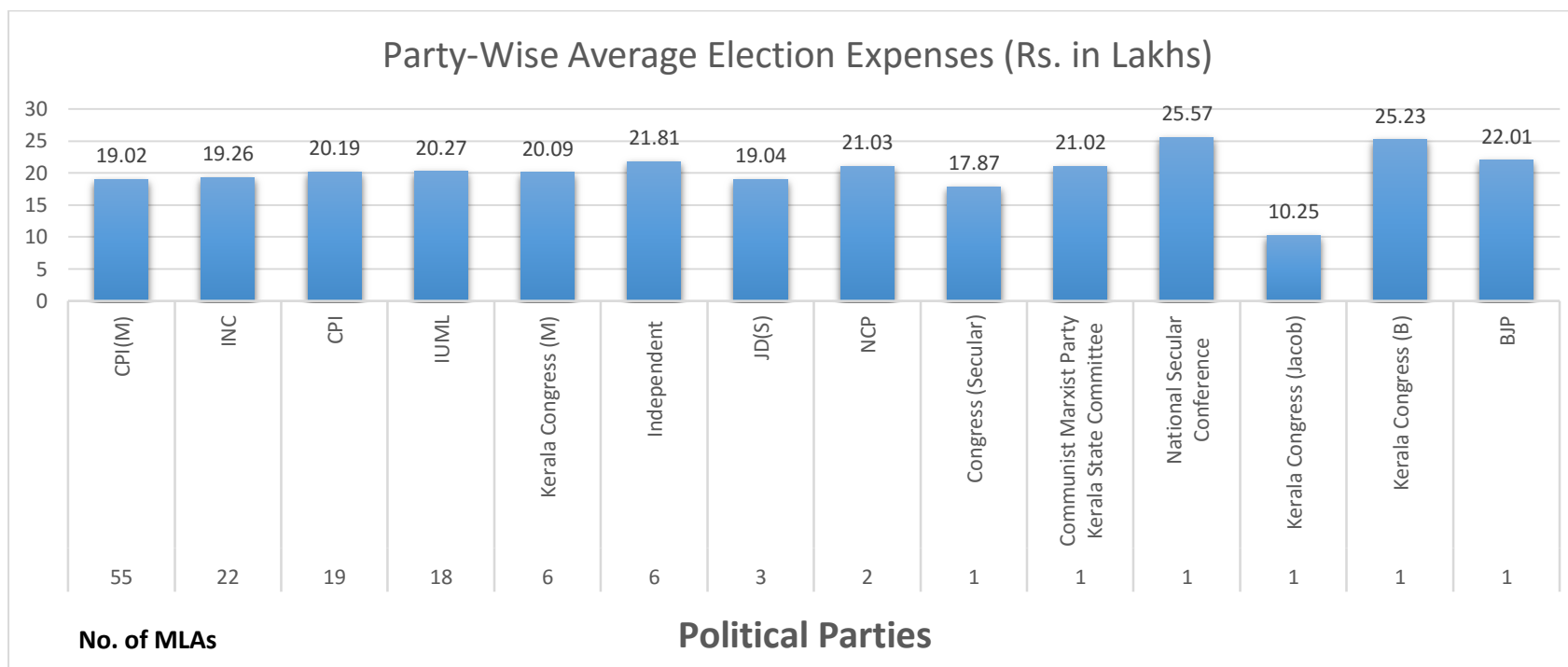
MLA Name	Party Name	Constituency Name	District
V K C Mammed Koya	CPI(M)	Beypore	Kozhikode
Pinarayi Vijayan	CPI(M)	Dharmadam	Kannur
A C Moideen	CPI(M)	Kunnamkulam	Thrissur

- Less than 50% of the Limit:** Candidates have constantly claimed that the election expenditure limit set is very low. However, based on the election expense declarations of 137 MLAs out of 140 analysed from the 2016 Kerala Assembly elections, **14 MLAs (10%) have declared election expenses of less than 50% of the expense limit** in their constituency.
- Average Election Expenses:** Based on the election expense declarations of 137 MLAs from Kerala Assembly, the **average amount of money spent** by them in the elections is only about **Rs 19.64 lakhs, which is 70% of the expense limit**.
- Party-wise Average Election Expenses:** The party wise average election expenses shows that the average spending for **55 MLAs from CPI(M)** is Rs 19.02 lakhs (68% of the expense limit), for **22 MLAs from INC** is Rs 19.26 lakhs (69% of the expense limit), for **19 MLAs from CPI** is Rs

Data in this Kit is presented in good faith, with an intention to inform voters. MLAs' Election Expenditure Affidavits from the CEO Website (<http://ceokerala.gov.in/>) is the source of this analysis.

Website:- [www.adrindia.org](http://www.adrindia.org), [www.myneta.info](http://www.myneta.info)

**20.19 Lakhs** (72% of the expense limit), for **18 MLAs from IUML** is **Rs 20.27 Lakhs** (72% of the expense limit), and for **6 MLAs from Kerala Congress (M)** is **Rs 20.09 Lakhs** (72% of the expense limit).



**Figure 1: Party-wise Average Election Expenses (Rs. in lakhs)**

Data in this Kit is presented in good faith, with an intention to inform voters. MLAs' Election Expenditure Affidavits from the CEO Website (<http://ceokerala.gov.in/>) is the source of this analysis.

Website:- [www.adrindia.org](http://www.adrindia.org), [www.myneta.info](http://www.myneta.info)

4. **Top 3 MLAs with highest Election Expenses:** The maximum expense of about **Rs 27.82 lakhs** (99% of the expense limit) has been declared by **G. Sudhakaran of CPI(M)** from Ambalapuzha constituency followed by **Ramesh Chennithala of INC** from Haripad constituency with an expense of **Rs 27.77 lakhs** (or 99% of the expense limit) and **K Muraleedharan of INC** from Vattiyoorkavu constituency with an expense of **Rs 27.73 lakhs** (or 99% of the expense limit).
5. **MLAs with lowest Election Expenses:** **Vijaydas of CPI(M)** from Kongad constituency has declared election expenditure of **Rs. 7.85 lakhs** followed by **Anoop Jacob of Kerala Congress (Jacob)** from Piravom Constituency with election expenses of **Rs. 10.25 lakhs** and **Achuthanandan of CPI(M)** from Malampuzha Constituency with election expenses of **Rs. 11.13 lakhs**.
6. **Expense on Public Meeting, Rally, and Processions with Star Campaigners:** Out of the 137 MLAs analyzed, **48 (35%) MLAs** have declared that **they have not spent ANY amount** on public meetings, processions etc with Star Campaigners.
7. **Expense on Public Meetings, Rally, and Processions other than the ones with Star Campaigners:** Out of the 137 MLAs analyzed, **4 (3%) MLAs** have declared that **they have not spent ANY amount** on public meetings, processions etc other than the ones with star campaigners.
8. **Expense on Campaigning through electronic/print media:** **26 (19%) MLAs** have declared that they have **not spent ANY amount** on campaigning through electronic/print media.
9. **Expense on Campaign Workers:** **34 (25%) MLAs** have declared that they **have not spent ANY amount** on campaign workers.

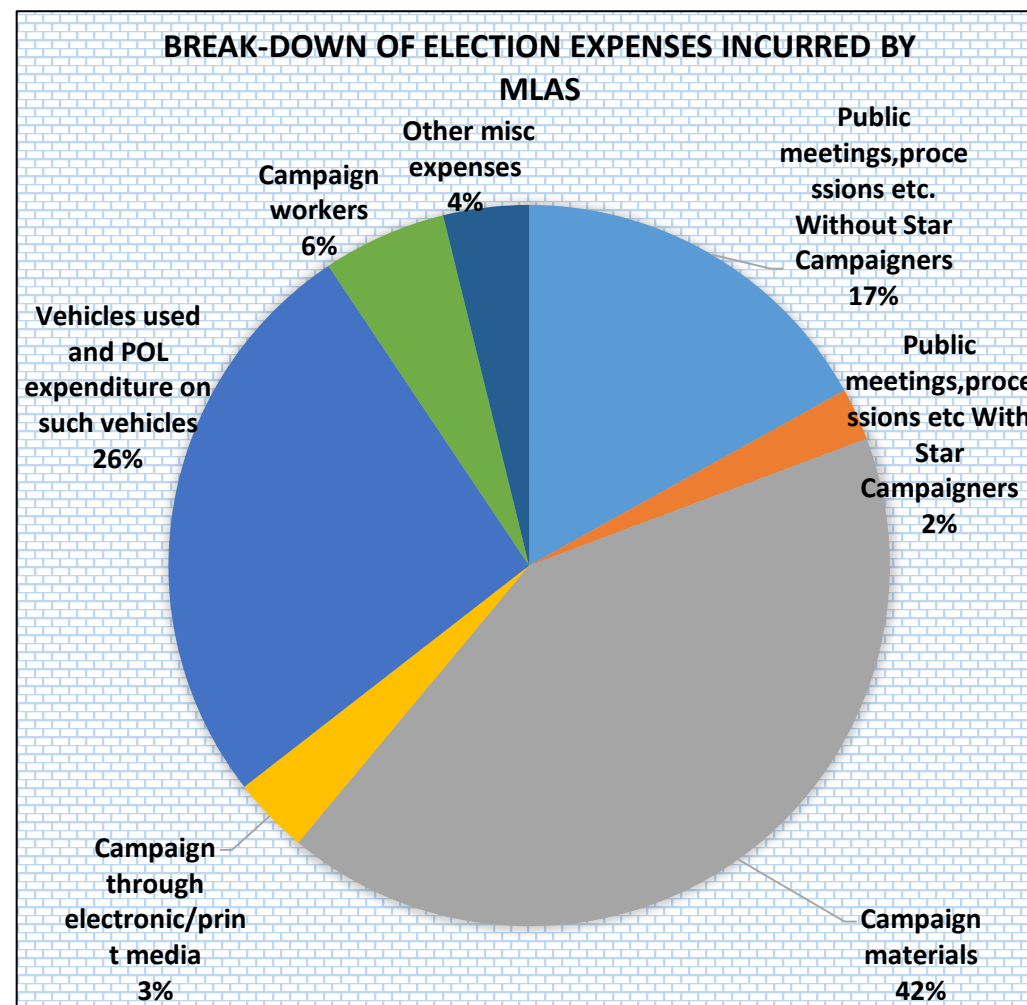


Figure 2: Break-down of Election Expenses Incurred by MLAs

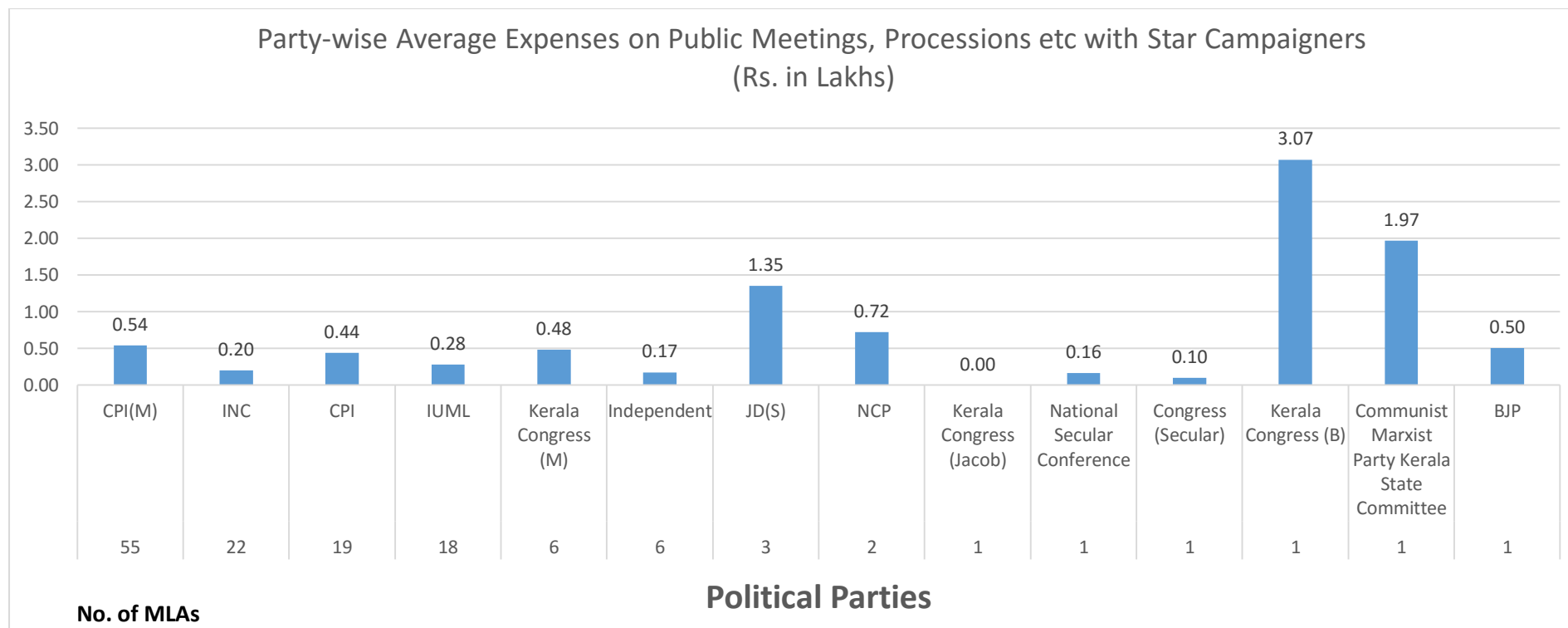
Data in this Kit is presented in good faith, with an intention to inform voters. MLAs' Election Expenditure Affidavits from the CEO Website (<http://ceokerala.gov.in/>) is the source of this analysis.

Website:- [www.adrindia.org](http://www.adrindia.org), [www.myneta.info](http://www.myneta.info)

**10. Expense on Vehicles used:** 2 MLAs have declared that they have not spent ANY amount on Vehicles Used.

**11. Expense on Campaign Materials.:** 8 (6%) MLAs have declared that they have not spent ANY amount on Campaign Materials.

**12. Party-wise average expenses on Public Meetings, Processions with Star Campaigner:**

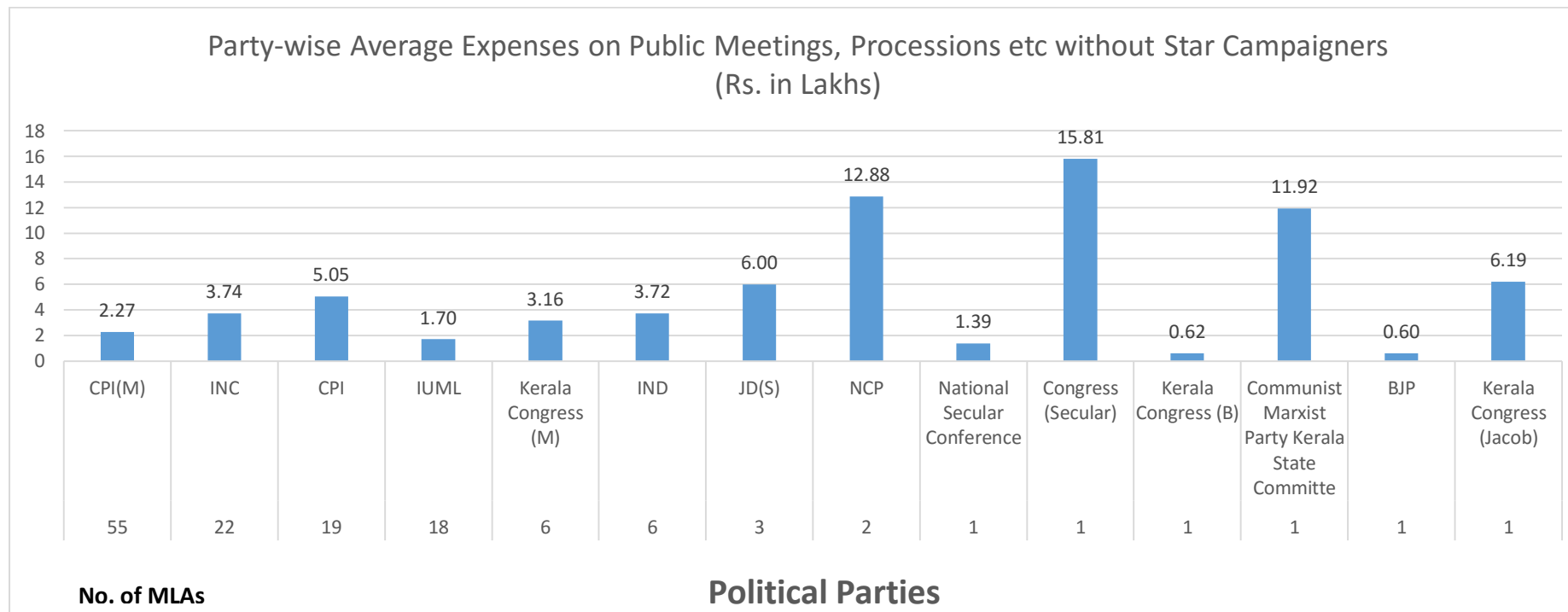


**Figure 3: Party-wise Average Expenses on Public Meetings, Processions etc with Star Campaigners (Rs. in lakhs)**

Data in this Kit is presented in good faith, with an intention to inform voters. MLAs' Election Expenditure Affidavits from the CEO Website (<http://ceokerala.gov.in/>) is the source of this analysis.

Website:- [www.adrindia.org](http://www.adrindia.org), [www.myneta.info](http://www.myneta.info)

**13. Party-wise average expenses on Public Meetings, Processions without Star Campaigner:**

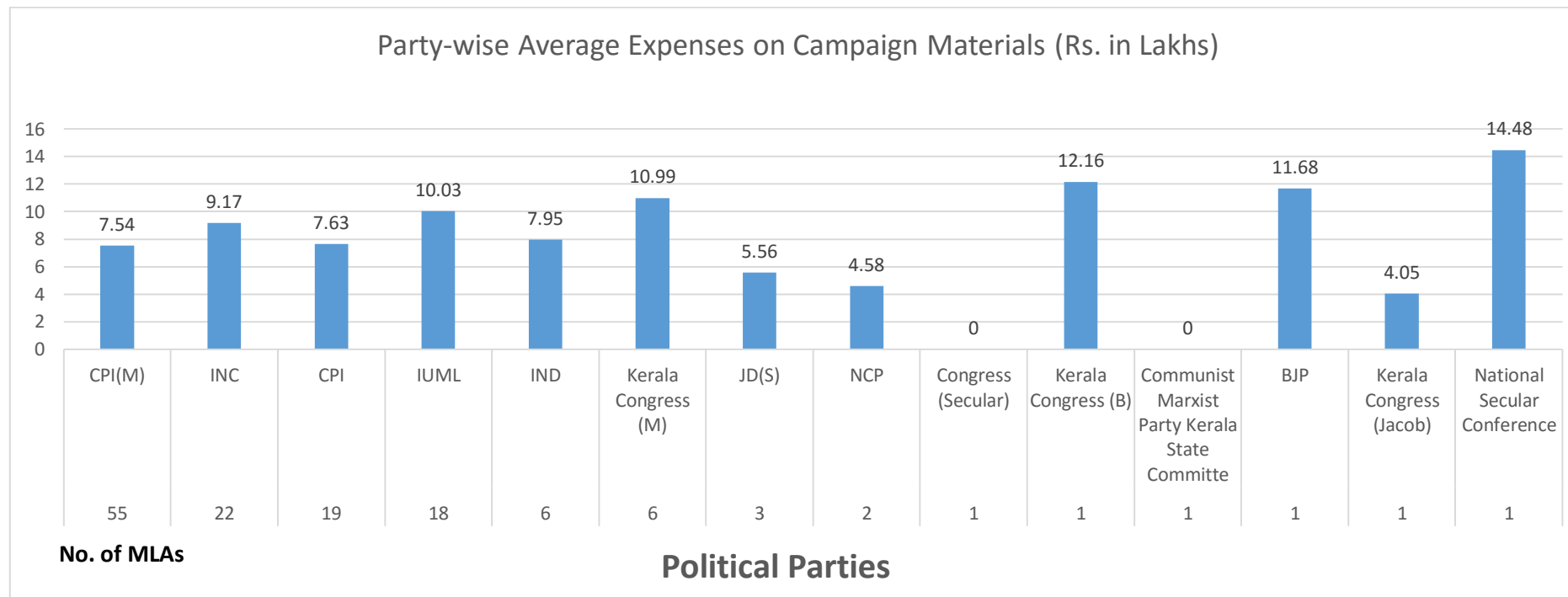


**Figure 4: Party-wise Average Expenses on Public Meetings, Processions etc without Star Campaigners (Rs. in lakhs)**

Data in this Kit is presented in good faith, with an intention to inform voters. MLAs' Election Expenditure Affidavits from the CEO Website (<http://ceokerala.gov.in/>) is the source of this analysis.

Website:- [www.adrindia.org](http://www.adrindia.org), [www.myneta.info](http://www.myneta.info)

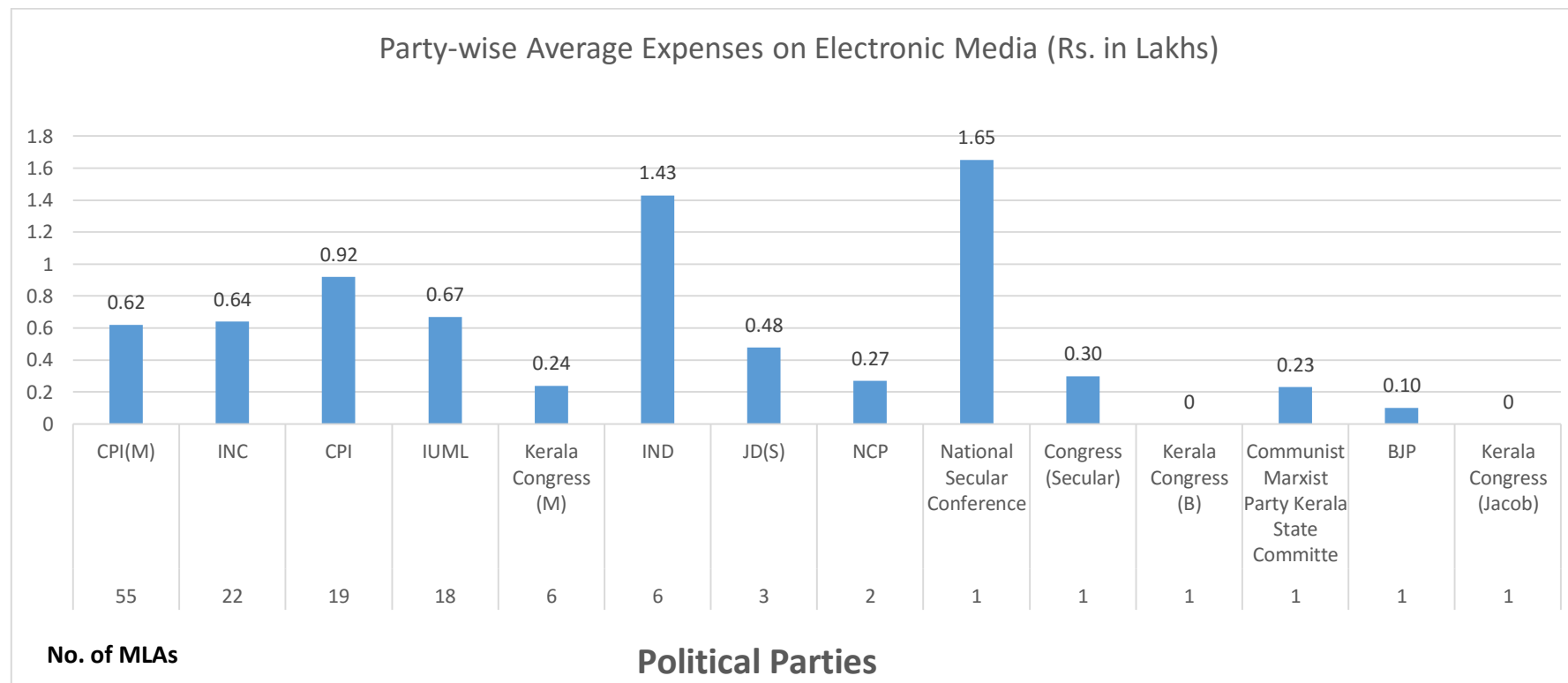
**14. Party-wise average expenses on Campaign Materials:**



**Figure 5: Party-wise Average Expenses on Campaign Materials (Rs. in lakhs)**

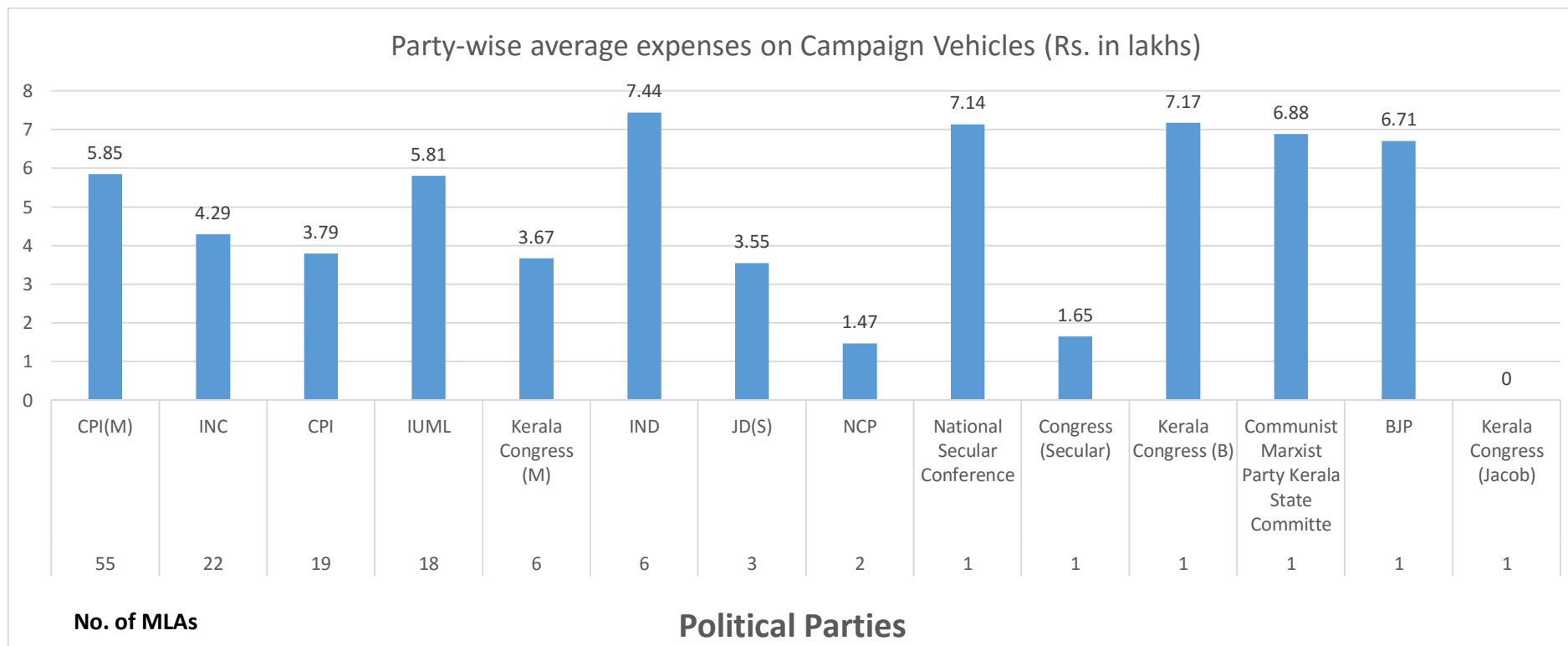


**15. Party-wise average expenses on Electronic Media:**



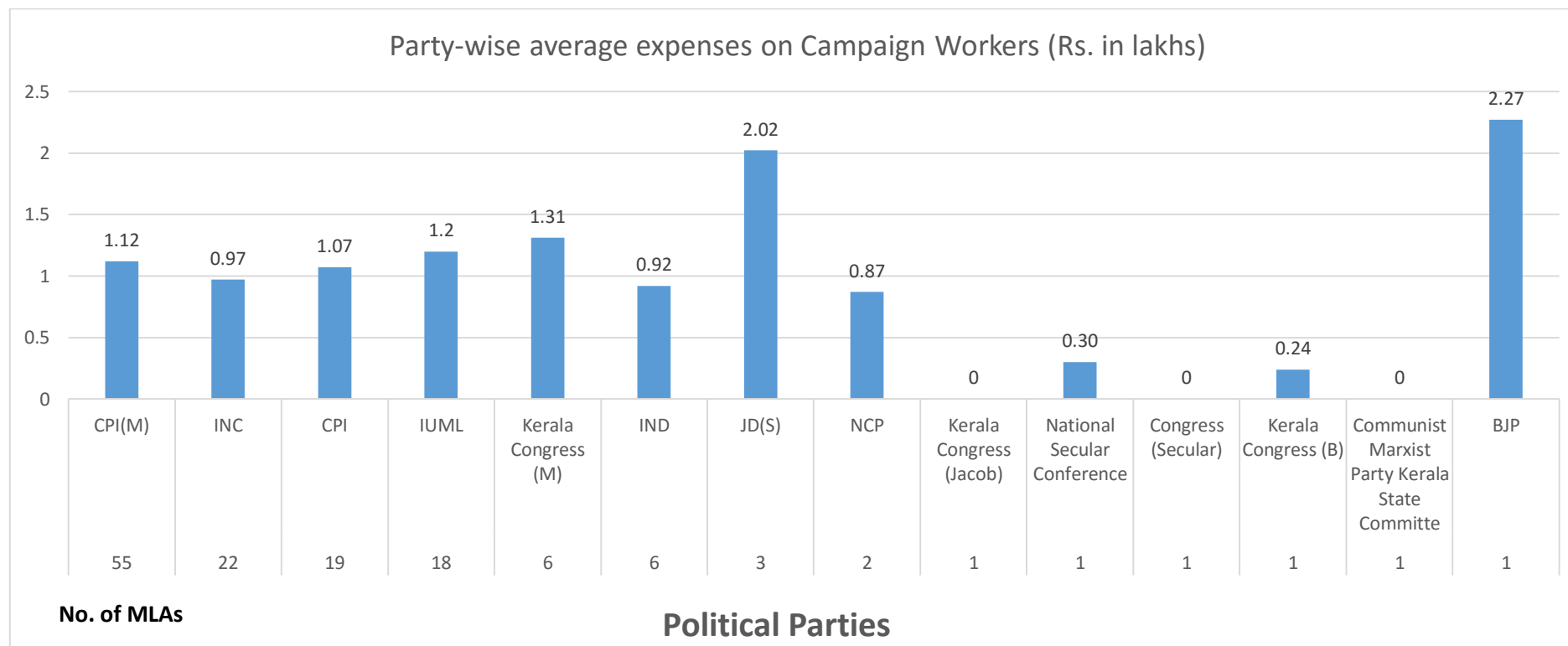
**Figure 6: Party-wise Average Expenses on Electronic Media (Rs. in lakhs)**

**16. Party-wise average expenses on Campaign Vehicles:**



**Figure 7: Party-wise Average Expenses on Campaign Vehicles (Rs. in lakhs)**

**17. Party-wise average expenses on Campaign Workers:**



**Figure 8: Party-wise Average Expenses on Campaign Workers (Rs. in lakhs)**

## Summary and Highlights of Funds Raised by MLAs in the Kerala Assembly 2016 Elections

**1. Percentage break-down of funds received by MLAs:** Out of the total funds received by MLAs, 42% funds were raised from political parties, 14% were raised by MLAs themselves and 44% funds were raised from other sources.

**2. MLAs Who Raised Funds from Political Parties:** Out of the 137 MLAs analyzed, 40(29%) MLAs have declared that they have not received any funds from political parties.

**3. MLAs Who Raised Funds through any person/ company/ firm/ associations/ body of persons etc as loan, gift or donation etc:** Out of the 137 MLAs analyzed, 24(18%) MLAs have declared that they have not received any funds from any person/ company/ firm/ associations/ body of persons etc as loan, gift or donation etc.

**4. Self funds used for election campaign:** Out of the 137 MLAs analyzed, 48(35%) MLAs have declared that they have not used any of their own funds for their election campaign.

**5. Average funds raised from Political Parties (Party-wise):** On an average an MLA from CPI(M) raised 43 % of his/her election expense funds from the political party. Similarly, an MLA from INC raised 49% of his/her election expense funds, an CPI MLA raised 50 % , an IUML MLA raised 46 % and a Kerala Congress (M) MLA raised 8 % of their election expense funds from the political party.

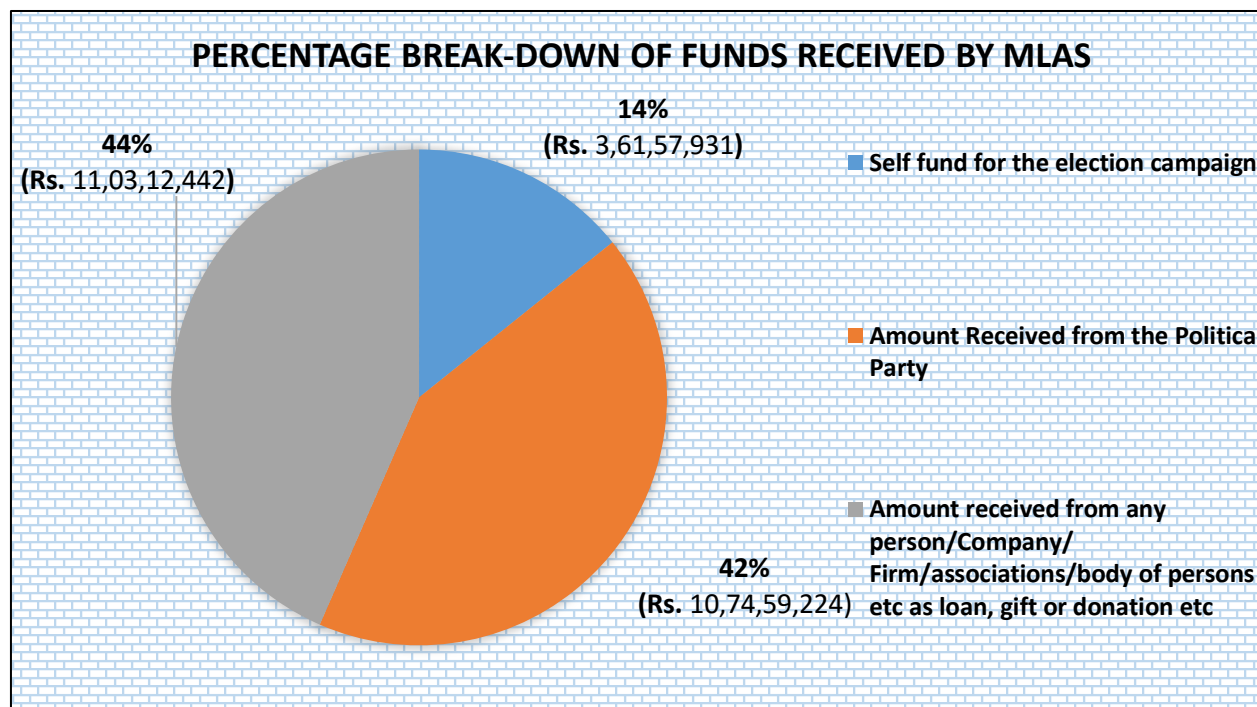


Figure 9: Percentage Break-down of Funds Raised by MLAs

**6. Average funds raised through any person/company/firm/associations/body of persons etc as loan, gift or donation etc (Party-wise):** On an average an MLA from **CPI(M)** raised **52%** of his/her election expense funds from any person/company/firm/associations/body of persons etc as loan, gift or donation. Similarly, an MLA from **INC** raised **31%** of his/her election expense funds, an MLA from **CPI** **37%** of his/her election expense funds, an MLA from **IUML** raised **36%** of his/her election expense funds and an **Kerala Congress (M)** MLA raised on an **average 72%** of their expense funds from any person/ company/ firm/ associations/ body of persons etc as loan, gift or donation.

## **Summary and Highlights of Election Expenses of Ministers from the Kerala Assembly Elections, 2016**

- 1. Less than 50% of the Limit:** Based on the election expense declarations of 17 analysed Ministers from Kerala Assembly 2016, **2 Ministers (12%)** have declared election expenses of **less than 50% of the expense limit** in their constituency.
- 2. Average Election Expenses:** Based on the election expense declarations of 17 analysed Ministers from Kerala Assembly 2016, the **average amount of money spent** by them in the elections is only about **Rs 19.61 lakhs, which is 70% of the expense limit**.
- 3. Top 3 Ministers with highest Election Expenses:** The maximum expense of about **Rs 27.82 Lakhs** (99% of the expense limit) has been declared by **G.Sudhakaran of CPI(M)** from Ambalapuzha constituency followed by **Thilothaman of CPI** from Cherthala constituency with an expense of **Rs 27.67 lakhs** (or 99% of the expense limit) and **Kadakampally Surendran of CPI(M)** from Kazhakkottam constituency with an expense of **Rs 24.46 Lakhs** (or 87% of the expense limit)
- 4. Ministers with lowest Election Expenses:** **T P Ramakrishnan of CPI(M)** from Perambra Constituency has declared an election expenditure of **Rs. 11.63 lakhs** (42% of the expense limit). He is followed by **C Raveendranathan of CPI(M)** from Puthukkad constituency who has declared election expenditure of **Rs. 13.32 lakhs** (48% of the expense limit), and **E. Chandrashekar of CPI** from Kanhangad Constituency with election expenses of **Rs. 15.07 lakhs** (54% of the expense limit).

5. **Expense on Public Meeting, Rally, and Processions with Star Campaigners:** 4 (24%) Ministers have declared that they have **not spent ANY amount** on public meetings, processions etc with star campaigners.
6. **Expense on Public Meetings, Rally, and Processions other than the ones with Star Campaigners:** All Ministers have declared expenses on public meetings, processions etc other than the ones with star campaigners.
7. **Expense on Campaigning through electronic/print media:** 4 (24%) Ministers have declared that they have **not spent ANY amount** on campaigning through electronic/print media.
8. **Expense on Campaign Workers:** 2 (12%) Ministers have declared that they have **not spent ANY amount** on campaign workers.
9. **Expense on Vehicles used:** All ministers have declared expenses on Vehicles Used. T P Ramakrishnan of CPI(M) from Perambra Constituency declared the lowest amount of Rs. 72,200 (6% of his total expense declared) on vehicles.
10. **Expense on Campaign Materials:** 2 (12%) Ministers have declared that they have **not spent ANY amount** on Campaign Materials.

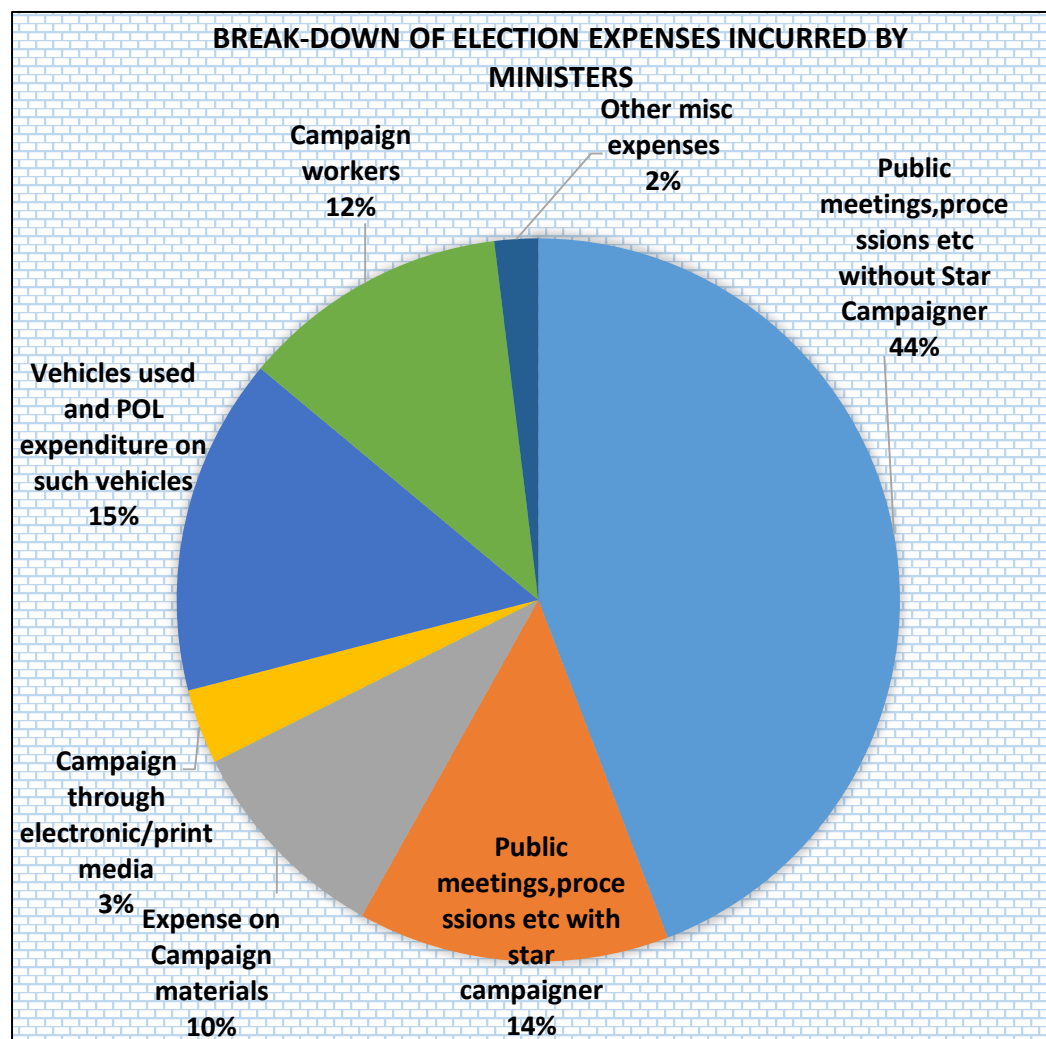


Figure 10: Break-down of Election Expenses Incurred by Ministers

Data in this Kit is presented in good faith, with an intention to inform voters. MLAs' Election Expenditure Affidavits from the CEO Website (<http://ceokerala.gov.in/>) is the source of this analysis.

Website:- [www.adrindia.org](http://www.adrindia.org), [www.myneta.info](http://www.myneta.info)

## Summary and Highlights of Funds Raised by Ministers in the Kerala Assembly 2016 Elections

1. **Percentage break-down of funds received by Ministers:** Out of the total funds received by Ministers, 39% funds were raised from political parties, 19% were raised by Ministers themselves and 42% funds were raised from other sources.
2. **Ministers Who Raised Funds from Political Party:** Out of the 17 analyzed Ministers, 8 (47%) Ministers have declared that they have not received any funds from political parties.
3. **Ministers Who Raised Funds through any person/ company/ firm/ associations/ body of persons etc as loan, gift or donation etc:** Out of the 17 analyzed Ministers, 2 (12%) Ministers have declared that they have not received any funds from any person/ company/ firm/ associations/ body of persons etc as loan, gift or donation etc.

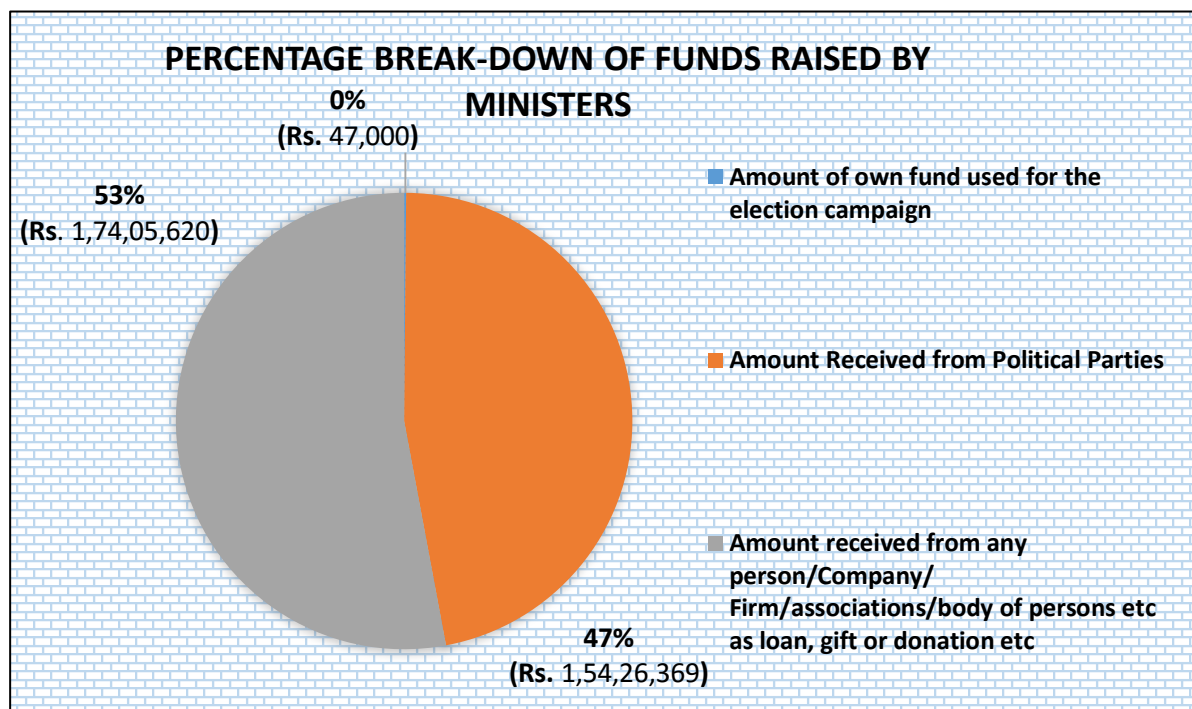


Figure 11: Percentage Break-down of Funds Raised by Ministers

Data in this Kit is presented in good faith, with an intention to inform voters. MLAs' Election Expenditure Affidavits from the CEO Website (<http://ceokerala.gov.in/>) is the source of this analysis.

Website:- [www.adrindia.org](http://www.adrindia.org), [www.myneta.info](http://www.myneta.info)

### Top 10 MLAs with highest declared election expenses in 2016 Kerala Assembly Elections

The maximum expense of about **Rs 27.82 lakhs** (99% of the expense limit) has been declared by **G. Sudhakaran of CPI(M)** from Ambalapuzha constituency followed by **Ramesh Chennithala of INC** from Haripad constituency with an expense of **Rs 27.77 lakhs** (or 99% of the expense limit) and **K Muraledharan of INC** from Vattiyoorkavu constituency with an expense of **Rs 27.73 lakhs** (or 99% of the expense limit).

S.No.	Name	District	Constituency	Party	Expenditure incurred/authorized by MLAs			Expense Limit	Total expenses incurred/authorized (Rs.)	Difference between Total Expense incurred and Expense Limit (Rs.)	% of limit reached
					Candidate/his election agent (Rs.)	Political party which setup him up (Rs.)	Any other association/body of persons/individual (Rs.)				
1	G.SUDHAKARAN	ALAPPUZHA	AMBALAPUZHA	CPI(M)	26,10,810	0	0	28,00,000 28 Lacs+	27,82,355 27 Lacs+	17,645 17 Thou+	99%
2	RAMESH CHENNITHALA	ALAPPUZHA	HARIPAD	INC	27,77,390	0	0	28,00,000 28 Lacs+	27,77,390 27 Lacs+	22,610 22 Thou+	99%
3	K MURALEEDHARAN	THIRUVANANTHAPUR	VATTIYOORKAVU	INC	19,63,118	3,07,480	5,02,976	28,00,000 28 Lacs+	27,73,574 27 Lacs+	26,426 26 Thou+	99%
4	THILOTHAMAN	ALAPPUZHA	CHERTHALA	CPI	1,99,620	0	15,37,180	28,00,000 28 Lacs+	27,67,695 27 Lacs+	32,305 32 Thou+	99%
5	ADV.U.PRATHIBHA HARI	ALAPPUZHA	KAYAMKULAM	CPI(M)	27,03,473	55,000	0	28,00,000 28 Lacs+	27,58,474 27 Lacs+	41,526 41 Thou+	99%
6	P V ANVAR	MALAPPURAM	NILAMBUR	IND	19,70,760	5,33,426	2,00,145	28,00,000 28 Lacs+	27,04,331 27 Lacs+	95,669 95 Thou+	97%
7	ELDOSE P KUNNAPPALLY	ERNAKULAM	PERUMBAVOOR	INC	6,97,631	10,00,000	9,90,000	28,00,000 28 Lacs+	26,87,631 26 Lacs+	1,12,369 1 Lacs+	96%
8	THIRUVANCHOR RADHAKRISHNAN	KOTTAYAM	KOTTAYAM	INC	56,712	10,00,000	16,16,783	28,00,000 28 Lacs+	26,73,495 26 Lacs+	1,26,505 1 Lacs+	95%
9	THOMAS CHANDY	ALAPPUZHA	KUTTANAD	NCP	26,69,555	0	0	28,00,000 28 Lacs+	26,69,552 26 Lacs+	1,30,448 1 Lacs+	95%
10	K KUNHIRAMAN	KASARAGOD	UDMA	CPI(M)	26,63,777	0	0	28,00,000 28 Lacs+	**26,63,777 26 Lacs+	1,36,223 1 Lacs+	95%

**Table 1: Top 10 highest expenses declared by MLAs**

Data in this Kit is presented in good faith, with an intention to inform voters. MLAs' Election Expenditure Affidavits from the CEO Website (<http://ceokerala.gov.in/>) is the source of this analysis.

Website:- [www.adrindia.org](http://www.adrindia.org), [www.myneta.info](http://www.myneta.info)



### 10 lowest election expenses declared by MLAs

**Vijaydas of CPI(M)** from Kongad constituency has declared election expenditure of **Rs. 7.85 lakhs** followed by **Anoop Jacob of kerala Congress (Jacob)** from Piravom Constituency with election expenses of **Rs. 10.25 lakhs** and **Achuthanandan of CPI(M)** from Malampuzha Constituency with election expenses of **Rs. 11.13 lakhs**.

S.No.	Name	District	Constituency	Party	Expenditure incurred/authorized by MLAs			Expense Limit (Rs.)	Total expenses incurred/authorized (Rs.)	Difference between Total Expense incurred and Expense Limit (Rs.)	% of limit reached
					Candidate/his election agent (Rs.)	Political party which setup him up (Rs.)	Any other association/ body of persons/ individual (Rs.)				
1	VIJAYADAS	PALAKKAD	KONGAD	CPI(M)	0	7,85,800	0	28,00,000 28 Lacs+	7,85,800 7 Lacs+	20,14,200 20 Lacs+	28%
2	ANOOP JACOB	ERNAKULAM	PIRAVOM	Kerala Congress (Jacob)	10,25,554	0	0	28,00,000 28 Lacs+	10,25,554 10 Lacs+	17,74,446 17 Lacs+	37%
3	ACHUTHANANDAN	PALAKKAD	MALAMPUZHA	CPI(M)	11,13,340	0	0	28,00,000 28 Lacs+	**11,13,340 11 Lacs+	16,86,660 16 Lacs+	40%
4	ABDUL HAMEED	MALAPPURAM	VALLIKUNNU	IUML	9,55,186	1,68,200	20,250	28,00,000 28 Lacs+	11,43,636 11 Lacs+	16,56,364 16 Lacs+	41%
5	T P RAMAKRISHNAN	KOZHIKODE	PERAMBRA	CPI(M)	11,44,000	0	19,996	28,00,000 28 Lacs+	11,63,996 11 Lacs+	16,36,004 16 Lacs+	42%
6	K. BABU	PALAKKAD	NENMARA	CPI(M)	12,58,707	0	0	28,00,000 28 Lacs+	12,58,707 12 Lacs+	15,41,293 15 Lacs+	45%
7	PRASENAN K D	PALAKKAD	ALATHUR	CPI(M)	3,96,609	6,62,979	1,99,910	28,00,000 28 Lacs+	12,59,498 12 Lacs+	15,40,502 15 Lacs+	45%
8	JOY V	THIRUVANANTHAPUR	VARKALA	CPI(M)	0	12,99,636	0	28,00,000 28 Lacs+	12,99,636 12 Lacs+	15,00,364 15 Lacs+	46%
9	UMMER	MALAPPURAM	MANJERI	IUML	12,12,953	0	1,00,000	28,00,000 28 Lacs+	13,12,953 13 Lacs+	14,87,047 14 Lacs+	47%
10	SABARINADHAN.K.S	THIRUVANANTHAPUR	ARUVIKKARA	INC	13,28,347	0	0	28,00,000 28 Lacs+	13,28,347 13 Lacs+	14,71,653 14 Lacs+	47%

Table 2: 10 lowest election expenses declared by MLAs

Data in this Kit is presented in good faith, with an intention to inform voters. MLAs' Election Expenditure Affidavits from the CEO Website (<http://ceokerala.gov.in/>) is the source of this analysis.

Website:- [www.adrindia.org](http://www.adrindia.org), [www.myneta.info](http://www.myneta.info)

### Party-wise Average Expenses declared by MLAs

The party wise average election expenses shows that the average spending for **55 MLAs from CPI(M) is Rs 19.02 lakhs** (68% of the expense limit), for **22 MLAs from INC is Rs 19.26 lakhs** (69% of the expense limit), for **19 MLAs from CPI is Rs 20.19 Lakhs** (72% of the expense limit), for **18 MLAs from IUML is Rs 20.27 Lakhs** (72% of the expense limit), and for **6 MLAs from Kerala Congress (M) is Rs 20.09 Lakhs** (72% of the expense limit).

S.No.	Party	No. of MLAs Analyzed	Average Limit (Rs.)	Average Election Expense (Rs.)	% of Average Limit
1	CPI(M)	55	28,00,000 28 Lacs+	19,02,977 19 Lacs+	68 %
2	INC	22	28,00,000 28 Lacs+	19,26,164 19 Lacs+	68.8 %
3	CPI	19	28,00,000 28 Lacs+	20,19,131 20 Lacs+	72.1 %
4	IUML	18	28,00,000 28 Lacs+	20,27,037 20 Lacs+	72.4 %
5	Kerala Congress (M)	6	28,00,000 28 Lacs+	20,09,909 20 Lacs+	71.8 %
6	IND	6	28,00,000 28 Lacs+	21,81,500 21 Lacs+	77.9 %
7	JD(S)	3	28,00,000 28 Lacs+	19,04,219 19 Lacs+	68 %
8	NCP	2	28,00,000 28 Lacs+	21,03,134 21 Lacs+	75.1 %
9	Kerala Congress (Jacob)	1	28,00,000 28 Lacs+	10,25,554 10 Lacs+	36.6 %
10	Kerala Congress (B)	1	28,00,000 28 Lacs+	25,23,732 25 Lacs+	90.1 %
11	BJP	1	28,00,000 28 Lacs+	22,01,495 22 Lacs+	78.6 %
12	Congress (Secular)	1	28,00,000 28 Lacs+	17,87,691 17 Lacs+	63.8 %

Data in this Kit is presented in good faith, with an intention to inform voters. MLAs' Election Expenditure Affidavits from the CEO Website (<http://ceokerala.gov.in/>) is the source of this analysis.

Website:- [www.adrindia.org](http://www.adrindia.org), [www.myneta.info](http://www.myneta.info)

S.No.	Party	No. of MLAs Analyzed	Average Limit (Rs.)	Average Election Expense (Rs.)	% of Average Limit
13	Communist Marxist Party Kerala State Committee	1	28,00,000 28 Lacs+	21,02,282 21 Lacs+	75.1 %
14	National Secular Conference	1	28,00,000 28 Lacs+	25,57,991 25 Lacs+	91.4 %
<b>Total</b>		<b>137</b>	<b>28,00,000 28 Lacs+</b>	<b>19,64,640 19 Lacs+</b>	<b>70 %</b>

**Table 3: Party-wise Average Expenses declared by MLAs**

### **Average self funds used for Election Campaign (Party-wise)**

S.No.	Party	No. of MLAs Analyzed	Average Total (Rs.)	Average Self Funds (Rs.)	% of Average Total
1	CPI(M)	55	17,57,747.40 17 Lacs+	81,778.67 81 Thou+	4.65 %
2	INC	22	18,96,076.68 18 Lacs+	3,66,951.68 3 Lacs+	19.35 %
3	CPI	19	19,73,221.05 19 Lacs+	2,58,992.63 2 Lacs+	13.12 %
4	IUML	18	19,14,059.33 19 Lacs+	3,40,042 3 Lacs+	17.76 %
5	Kerala Congress (M)	6	20,77,081.83 20 Lacs+	4,11,643.66 4 Lacs+	19.81 %
6	IND	6	17,48,998.83 17 Lacs+	3,30,252.16 3 Lacs+	18.88 %
7	JD(S)	3	14,95,496.33 14 Lacs+	28,866.66 28 Thou+	1.93 %
8	NCP	2	28,03,000 28 Lacs+	15,05,500 15 Lacs+	53.71 %
9	Communist Marxist Party Kerala State Committee	1	21,04,449 21 Lacs+	21,04,449 21 Lacs+	100 %
10	National Secular Conference	1	25,80,000 25 Lacs+	25,10,000 25 Lacs+	97.28 %

Data in this Kit is presented in good faith, with an intention to inform voters. MLAs' Election Expenditure Affidavits from the CEO Website (<http://ceokerala.gov.in/>) is the source of this analysis.

Website:- [www.adrindia.org](http://www.adrindia.org), [www.myneta.info](http://www.myneta.info)

S.No.	Party	No. of MLAs Analyzed	Average Total (Rs.)	Average Self Funds (Rs.)	% of Average Total
11	BJP	1	10,87,000 10 Lacs+	12,000 12 Thou+	1.10 %
12	Congress (Secular)	1	18,36,876 18 Lacs+	10,000 10 Thou+	0.54 %
13	Kerala Congress (Jacob)	1	20,15,897 20 Lacs+	30,227 30 Thou+	1.49 %
14	Kerala Congress (B)	1	25,23,732 25 Lacs+	3,29,900 3 Lacs+	13.07 %

Table 4: Average self funds used for Election Campaign (Party-wise)

### Average funds raised from Political Parties (Party-wise)

S.No.	Party	No. of MLAs Analyzed	Average Total (Rs.)	Average Party Funds (Rs.)	% of Average Total
1	CPI(M)	55	17,57,747.40 17 Lacs+	7,59,452.87 7 Lacs+	43.20 %
2	INC	22	18,96,076.68 18 Lacs+	9,32,001.86 9 Lacs+	49.15 %
3	CPI	19	19,73,221.05 19 Lacs+	9,86,938.73 9 Lacs+	50.01 %
4	IUML	18	19,14,059.33 19 Lacs+	8,78,895.16 8 Lacs+	45.91 %
5	Kerala Congress (M)	6	20,77,081.83 20 Lacs+	1,70,833.33 1 Lacs+	8.22 %
6	IND	6	17,48,998.83 17 Lacs+	1,08,333.33 1 Lacs+	6.19 %
7	JD(S)	3	14,95,496.33 14 Lacs+	10,00,000 10 Lacs+	66.86 %
8	NCP	2	28,03,000 28 Lacs+	12,50,000 12 Lacs+	44.59 %
9	Kerala Congress (Jacob)	1	20,15,897 20 Lacs+	0	0 %
10	Kerala Congress (B)	1	25,23,732 25 Lacs+	15,75,000 15 Lacs+	62.40 %

Data in this Kit is presented in good faith, with an intention to inform voters. MLAs' Election Expenditure Affidavits from the CEO Website (<http://ceokerala.gov.in/>) is the source of this analysis.

Website:- [www.adrindia.org](http://www.adrindia.org), [www.myneta.info](http://www.myneta.info)

S.No.	Party	No. of MLAs Analyzed	Average Total (Rs.)	Average Party Funds (Rs.)	% of Average Total
11	Communist Marxist Party Kerala State Committee	1	21,04,449 21 Lacs+	0	0 %
12	National Secular Conference	1	25,80,000 25 Lacs+	0	0 %
13	BJP	1	10,87,000 10 Lacs+	1,00,000 1 Lacs+	9.19 %
14	Congress (Secular)	1	18,36,876 18 Lacs+	17,63,326 17 Lacs+	95.99 %

Table 5: Average funds raised from Political Parties (Party-wise)

### Average funds raised from Other Sources (Party-wise)

S.No.	Party	No. of MLAs Analyzed	Average Total (Rs.)	Average Funds from other organizations and bodies (Rs.)	% of Average Total
1	CPI(M)	55	17,57,747.40 17 Lacs+	9,05,972.90 9 Lacs+	51.54 %
2	INC	22	18,96,076.68 18 Lacs+	5,93,079.50 5 Lacs+	31.27 %
3	CPI	19	19,73,221.05 19 Lacs+	7,25,596.52 7 Lacs+	36.77 %
4	IUML	18	19,14,059.33 19 Lacs+	6,95,099.94 6 Lacs+	36.31 %
5	Kerala Congress (M)	6	20,77,081.83 20 Lacs+	14,94,604.83 14 Lacs+	71.95 %
6	IND	6	17,48,998.83 17 Lacs+	13,10,413.33 13 Lacs+	74.92 %
7	JD(S)	3	14,95,496.33 14 Lacs+	4,66,629.66 4 Lacs+	31.20 %
8	NCP	2	28,03,000 28 Lacs+	47,500 47 Thou+	1.69 %
9	Kerala Congress (Jacob)	1	20,15,897 20 Lacs+	19,85,670 19 Lacs+	98.50 %
10	Kerala Congress (B)	1	25,23,732 25 Lacs+	6,18,832 6 Lacs+	24.52 %

Data in this Kit is presented in good faith, with an intention to inform voters. MLAs' Election Expenditure Affidavits from the CEO Website (<http://ceokerala.gov.in/>) is the source of this analysis.

Website:- [www.adrindia.org](http://www.adrindia.org), [www.myneta.info](http://www.myneta.info)

S.No.	Party	No. of MLAs Analyzed	Average Total (Rs.)	Average Funds from other organizations and bodies (Rs.)	% of Average Total
11	Communist Marxist Party Kerala State Committee	1	21,04,449 21 Lacs+	0	0 %
12	National Secular Conference	1	25,80,000 25 Lacs+	70,000 70 Thou+	2.71 %
13	BJP	1	10,87,000 10 Lacs+	75,000 75 Thou+	6.89 %
14	Congress (Secular)	1	18,36,876 18 Lacs+	63,550 63 Thou+	3.45 %

Table 6: Average funds raised from Other Sources (Party-wise)

### Party-wise Average Expenses on Public Meetings, Processions etc with and without Star Campaigners

S.No.	Party	No. of MLAs Analyzed	Average Limit (Rs.)	Average Election Expense (Rs.)	Average Expense on Meetings, Processions etc with star campaigners (Rs.)	% of Average Expense on Meetings, Processions etc with star campaigners	Average Expense on Meetings, Processions etc without star campaigners (Rs.)	% of Average Expense on Meetings, Processions etc without star campaigners
1	CPI(M)	55	28,00,000 28 Lacs+	19,02,977 19 Lacs+	54,047 54 Thou+	2.8 %	2,27,096 2 Lacs+	11.9 %
2	INC	22	28,00,000 28 Lacs+	19,26,164 19 Lacs+	20,939 20 Thou+	1.1 %	3,74,408 3 Lacs+	19.4 %
3	CPI	19	28,00,000 28 Lacs+	20,19,131 20 Lacs+	44,586 44 Thou+	2.2 %	5,05,572 5 Lacs+	25 %
4	IUML	18	28,00,000 28 Lacs+	20,27,037 20 Lacs+	28,345 28 Thou+	1.4 %	1,70,183 1 Lacs+	8.4 %
5	IND	6	28,00,000 28 Lacs+	21,81,500 21 Lacs+	17,252 17 Thou+	0.8 %	3,72,634 3 Lacs+	17.1 %
6	Kerala Congress (M)	6	28,00,000 28 Lacs+	20,09,909 20 Lacs+	48,444 48 Thou+	2.4 %	3,16,905 3 Lacs+	15.8 %
7	JD(S)	3	28,00,000 28 Lacs+	19,04,219 19 Lacs+	1,35,327 1 Lacs+	7.1 %	6,00,181 6 Lacs+	31.5 %
8	NCP	2	28,00,000 28 Lacs+	21,03,134 21 Lacs+	72,425 72 Thou+	3.4 %	12,88,819 12 Lacs+	61.3 %

Data in this Kit is presented in good faith, with an intention to inform voters. MLAs' Election Expenditure Affidavits from the CEO Website (<http://ceokerala.gov.in/>) is the source of this analysis.

Website:- [www.adrindia.org](http://www.adrindia.org), [www.myneta.info](http://www.myneta.info)

S.No.	Party	No. of MLAs Analyzed	Average Limit (Rs.)	Average Election Expense (Rs.)	Average Expense on Meetings, Processions etc with star campaigners (Rs.)	% of Average Expense on Meetings, Processions etc with star campaigners	Average Expense on Meetings, Processions etc without star campaigners (Rs.)	% of Average Expense on Meetings, Processions etc without star campaigners
9	Congress (Secular)	1	28,00,000 28 Lacs+	17,87,691 17 Lacs+	10,720 10 Thou+	0.6 %	15,81,091 15 Lacs+	88.4 %
10	Kerala Congress (B)	1	28,00,000 28 Lacs+	25,23,732 25 Lacs+	3,07,152 3 Lacs+	12.2 %	62,700 62 Thou+	2.5 %
11	Communist Marxist Party Kerala State Committee	1	28,00,000 28 Lacs+	21,02,282 21 Lacs+	1,97,782 1 Lacs+	9.4 %	11,92,010 11 Lacs+	56.7 %
12	BJP	1	28,00,000 28 Lacs+	22,01,495 22 Lacs+	50,000 50 Thou+	2.3 %	60,000 60 Thou+	2.7 %
13	Kerala Congress (Jacob)	1	28,00,000 28 Lacs+	10,25,554 10 Lacs+	0	0 %	6,19,630 6 Lacs+	60.4 %
14	National Secular Conference	1	28,00,000 28 Lacs+	25,57,991 25 Lacs+	16,000 16 Thou+	0.6 %	1,39,500 1 Lacs+	5.5 %
<b>Total</b>		<b>137</b>	<b>28,00,000 28 Lacs+</b>	<b>19,64,640 19 Lacs+</b>	<b>46,111 46 Thou+</b>	<b>2 %</b>	<b>3,32,604 3 Lacs+</b>	<b>17 %</b>

Table 7: Party-wise Average Expenses on Public Meetings, Processions etc with and without Star Campaigners

### Party Wise Average Election Expense of MLAs on Campaign Materials

S.No.	Party	No. of MLAs Analyzed	Average Limit (Rs.)	Average Election Expense (Rs.)	Average Expense on Campaign Materials (Rs.)	% of Average Expense on Campaign Materials
1	CPI(M)	55	28,00,000 28 Lacs+	19,02,977 19 Lacs+	7,54,455 7 Lacs+	39.6 %
2	INC	22	28,00,000 28 Lacs+	19,26,164 19 Lacs+	9,17,321 9 Lacs+	47.6 %
3	CPI	19	28,00,000 28 Lacs+	20,19,131 20 Lacs+	7,63,546 7 Lacs+	37.8 %
4	IUML	18	28,00,000 28 Lacs+	20,27,037 20 Lacs+	10,03,722 10 Lacs+	49.5 %

Data in this Kit is presented in good faith, with an intention to inform voters. MLAs' Election Expenditure Affidavits from the CEO Website (<http://ceokerala.gov.in/>) is the source of this analysis.

Website:- [www.adrindia.org](http://www.adrindia.org), [www.myneta.info](http://www.myneta.info)

S.No.	Party	No. of MLAs Analyzed	Average Limit (Rs.)	Average Election Expense (Rs.)	Average Expense on Campaign Materials (Rs.)	% of Average Expense on Campaign Materials
5	Kerala Congress (M)	6	28,00,000 28 Lacs+	20,09,909 20 Lacs+	10,99,361 10 Lacs+	54.7 %
6	IND	6	28,00,000 28 Lacs+	21,81,500 21 Lacs+	7,95,482 7 Lacs+	36.5 %
7	JD(S)	3	28,00,000 28 Lacs+	19,04,219 19 Lacs+	5,56,283 5 Lacs+	29.2 %
8	NCP	2	28,00,000 28 Lacs+	21,03,134 21 Lacs+	4,58,239 4 Lacs+	21.8 %
9	Congress (Secular)	1	28,00,000 28 Lacs+	17,87,691 17 Lacs+	0	0 %
10	Kerala Congress (B)	1	28,00,000 28 Lacs+	25,23,732 25 Lacs+	12,16,880 12 Lacs+	48.2 %
11	Communist Marxist Party Kerala State Committee	1	28,00,000 28 Lacs+	21,02,282 21 Lacs+	0	0 %
12	BJP	1	28,00,000 28 Lacs+	22,01,495 22 Lacs+	11,68,252 11 Lacs+	53.1 %
13	Kerala Congress (Jacob)	1	28,00,000 28 Lacs+	10,25,554 10 Lacs+	4,05,924 4 Lacs+	39.6 %
14	National Secular Conference	1	28,00,000 28 Lacs+	25,57,991 25 Lacs+	14,48,650 14 Lacs+	56.6 %
<b>Total</b>		<b>137</b>	<b>28,00,000 28 Lacs+</b>	<b>19,64,640 19 Lacs+</b>	<b>8,20,763 8 Lacs+</b>	<b>42 %</b>

**Table 8: Party-wise Average Election Expense of MLAs on Campaign Materials**

### **Party Wise Average Election Expense of MLAs on Electronic Media**

S.No.	Party	No. of MLAs Analyzed	Average Limit (Rs.)	Average Election Expense (Rs.)	Average Expense on Electronic Media (Rs.)	% of Average Expense on Electronic Media
1	CPI(M)	55	28,00,000 28 Lacs+	19,02,977 19 Lacs+	62,124 62 Thou+	3.3 %
2	INC	22	28,00,000 28 Lacs+	19,26,164 19 Lacs+	64,483 64 Thou+	3.3 %

Data in this Kit is presented in good faith, with an intention to inform voters. MLAs' Election Expenditure Affidavits from the CEO Website (<http://ceokerala.gov.in/>) is the source of this analysis.

Website:- [www.adrindia.org](http://www.adrindia.org), [www.myneta.info](http://www.myneta.info)



S.No.	Party	No. of MLAs Analyzed	Average Limit (Rs.)	Average Election Expense (Rs.)	Average Expense on Electronic Media (Rs.)	% of Average Expense on Electronic Media
3	CPI	19	28,00,000 28 Lacs+	20,19,131 20 Lacs+	92,322 92 Thou+	4.6 %
4	IUML	18	28,00,000 28 Lacs+	20,27,037 20 Lacs+	67,761 67 Thou+	3.3 %
5	Kerala Congress (M)	6	28,00,000 28 Lacs+	20,09,909 20 Lacs+	24,771 24 Thou+	1.2 %
6	IND	6	28,00,000 28 Lacs+	21,81,500 21 Lacs+	1,43,491 1 Lacs+	6.6 %
7	JD(S)	3	28,00,000 28 Lacs+	19,04,219 19 Lacs+	48,631 48 Thou+	2.6 %
8	NCP	2	28,00,000 28 Lacs+	21,03,134 21 Lacs+	27,245 27 Thou+	1.3 %
9	Kerala Congress (Jacob)	1	28,00,000 28 Lacs+	10,25,554 10 Lacs+	0	0 %
10	National Secular Conference	1	28,00,000 28 Lacs+	25,57,991 25 Lacs+	1,65,485 1 Lacs+	6.5 %
11	Congress (Secular)	1	28,00,000 28 Lacs+	17,87,691 17 Lacs+	30,000 30 Thou+	1.7 %
12	Kerala Congress (B)	1	28,00,000 28 Lacs+	25,23,732 25 Lacs+	0	0 %
13	Communist Marxist Party Kerala State Committe	1	28,00,000 28 Lacs+	21,02,282 21 Lacs+	23,740 23 Thou+	1.1 %
14	BJP	1	28,00,000 28 Lacs+	22,01,495 22 Lacs+	10,000 10 Thou+	0.5 %
<b>Total</b>		<b>137</b>	<b>28,00,000</b> <b>28 Lacs+</b>	<b>19,64,640</b> <b>19 Lacs+</b>	<b>67,507</b> <b>67 Thou+</b>	<b>3 %</b>

**Table 9: Party-wise Average Election Expense of MLAs on Electronic Media**

Data in this Kit is presented in good faith, with an intention to inform voters. MLAs' Election Expenditure Affidavits from the CEO Website (<http://ceokerala.gov.in/>) is the source of this analysis.

Website:- [www.adrindia.org](http://www.adrindia.org), [www.myneta.info](http://www.myneta.info)

### Party Wise Average Election Expense of MLAs on Campaign Vehicles

S.No.	Party	No. of MLAs Analyzed	Average Limit (Rs.)	Average Election Expense (Rs.)	Average Expense on Campaign Vehicles (Rs.)	% of Average Expense on Campaign Vehicles
1	CPI(M)	55	28,00,000 28 Lacs+	19,02,977 19 Lacs+	5,85,037 5 Lacs+	30.7 %
2	INC	22	28,00,000 28 Lacs+	19,26,164 19 Lacs+	4,29,545 4 Lacs+	22.3 %
3	CPI	19	28,00,000 28 Lacs+	20,19,131 20 Lacs+	3,79,120 3 Lacs+	18.8 %
4	IUML	18	28,00,000 28 Lacs+	20,27,037 20 Lacs+	5,81,619 5 Lacs+	28.7 %
5	IND	6	28,00,000 28 Lacs+	21,81,500 21 Lacs+	7,44,611 7 Lacs+	34.1 %
6	Kerala Congress (M)	6	28,00,000 28 Lacs+	20,09,909 20 Lacs+	3,67,852 3 Lacs+	18.3 %
7	JD(S)	3	28,00,000 28 Lacs+	19,04,219 19 Lacs+	3,55,833 3 Lacs+	18.7 %
8	NCP	2	28,00,000 28 Lacs+	21,03,134 21 Lacs+	1,47,375 1 Lacs+	7 %
9	Communist Marxist Party Kerala State Committee	1	28,00,000 28 Lacs+	21,02,282 21 Lacs+	6,88,750 6 Lacs+	32.8 %
10	BJP	1	28,00,000 28 Lacs+	22,01,495 22 Lacs+	6,71,718 6 Lacs+	30.5 %
11	Kerala Congress (Jacob)	1	28,00,000 28 Lacs+	10,25,554 10 Lacs+	0	0 %
12	National Secular Conference	1	28,00,000 28 Lacs+	25,57,991 25 Lacs+	7,14,600 7 Lacs+	27.9 %
13	Congress (Secular)	1	28,00,000 28 Lacs+	17,87,691 17 Lacs+	1,65,880 1 Lacs+	9.3 %
14	Kerala Congress (B)	1	28,00,000 28 Lacs+	25,23,732 25 Lacs+	7,17,000 7 Lacs+	28.4 %
<b>Total</b>		<b>137</b>	<b>28,00,000 28 Lacs+</b>	<b>19,64,640 19 Lacs+</b>	<b>5,13,098 5 Lacs+</b>	<b>26 %</b>

Table 10: Party-wise Average Election Expense of MLAs on Campaign Vehicles

Data in this Kit is presented in good faith, with an intention to inform voters. MLAs' Election Expenditure Affidavits from the CEO Website (<http://ceokerala.gov.in/>) is the source of this analysis.

Website:- [www.adrindia.org](http://www.adrindia.org), [www.myneta.info](http://www.myneta.info)

### Party Wise Average Election Expense of MLAs on Campaign Workers

S.No.	Party	No. of MLAs Analyzed	Average Limit (Rs.)	Average Election Expense (Rs.)	Average Expense on Campaign Workers (Rs.)	% of Average Expense on Campaign Workers
1	CPI(M)	55	28,00,000 28 Lacs+	19,02,977 19 Lacs+	1,12,498 1 Lacs+	5.9 %
2	INC	22	28,00,000 28 Lacs+	19,26,164 19 Lacs+	97,393 97 Thou+	5.1 %
3	CPI	19	28,00,000 28 Lacs+	20,19,131 20 Lacs+	1,07,700 1 Lacs+	5.3 %
4	IUML	18	28,00,000 28 Lacs+	20,27,037 20 Lacs+	1,20,712 1 Lacs+	6 %
5	IND	6	28,00,000 28 Lacs+	21,81,500 21 Lacs+	92,564 92 Thou+	4.2 %
6	Kerala Congress (M)	6	28,00,000 28 Lacs+	20,09,909 20 Lacs+	1,31,710 1 Lacs+	6.6 %
7	JD(S)	3	28,00,000 28 Lacs+	19,04,219 19 Lacs+	2,02,793 2 Lacs+	10.6 %
8	NCP	2	28,00,000 28 Lacs+	21,03,134 21 Lacs+	87,850 87 Thou+	4.2 %
9	Congress (Secular)	1	28,00,000 28 Lacs+	17,87,691 17 Lacs+	0	0 %
10	Kerala Congress (B)	1	28,00,000 28 Lacs+	25,23,732 25 Lacs+	24,000 24 Thou+	1 %
11	Communist Marxist Party Kerala State Committee	1	28,00,000 28 Lacs+	21,02,282 21 Lacs+	0	0 %
12	BJP	1	28,00,000 28 Lacs+	22,01,495 22 Lacs+	2,27,336 2 Lacs+	10.3 %
13	Kerala Congress (Jacob)	1	28,00,000 28 Lacs+	10,25,554 10 Lacs+	0	0 %
14	National Secular Conference	1	28,00,000 28 Lacs+	25,57,991 25 Lacs+	30,000 30 Thou+	1.2 %
<b>Total</b>		<b>137</b>	<b>28,00,000 28 Lacs+</b>	<b>19,64,640 19 Lacs+</b>	<b>1,09,199 1 Lacs+</b>	<b>6 %</b>

**Table 11: Party-wise Average Election Expense of MLAs on Campaign Workers**

Data in this Kit is presented in good faith, with an intention to inform voters. MLAs' Election Expenditure Affidavits from the CEO Website (<http://ceokerala.gov.in/>) is the source of this analysis.

Website:- [www.adrindia.org](http://www.adrindia.org), [www.myneta.info](http://www.myneta.info)

### **Election expenses declared by MLAs in Kerala Assembly Elections, 2016: Full Details**

S.No.	Name	District	Constituency	Party	Total expense declared (Rs.)	Expense incurred on Public Meetings and Processions without star (Rs.)	Expense incurred on Public Meetings and Processions with star (Rs.)	Expense incurred on Campaign Materials (Rs.)	Expense incurred on Campaigning through electronic/print media (Rs.)	Expense incurred on Vehicles Used (Rs.)	Expense on Erection of gates, arches, banners etc (Rs.)	Expense on Visits of leaders to the constituency (Rs.)	Expense on Visit of other party functionaries (Rs.)	Expenses on campaign workers (Rs.)	Other misc expenses (Rs.)
1	G.SUDHAKARAN	ALAPPUZHA	AMBALAPUZHA	CPI(M)	27,82,355 27 Lacs+	4,43,490 4 Lacs+	53,500 53 Thou+	12,25,850 12 Lacs+	0	6,27,050 6 Lacs+	0	0	0	2,60,920 2 Lacs+	1,71,545 1 Lacs+
2	RAMESH CHENNITHALA	ALAPPUZHA	HARIPAD	INC	27,77,390 27 Lacs+	72,470 72 Thou+	0	22,45,120 22 Lacs+	13,000 13 Thou+	3,84,800 3 Lacs+	0	0	0	62,000 62 Thou+	0
3	K MURALEEDHARAN	THIRUVANANTHAPUR	VATTIYOORKAVU	INC	27,73,574 27 Lacs+	23,58,934 23 Lacs+	0	0	59,036 59 Thou+	3,41,600 3 Lacs+	0	0	0	0	14,004 14 Thou+
4	THILOTHAMAN	ALAPPUZHA	CHERTHALA	CPI	27,67,695 27 Lacs+	76,300 76 Thou+	0	5,27,170 5 Lacs+	0	3,03,640 3 Lacs+	0	0	0	7,32,000 7 Lacs+	11,28,585 11 Lacs+
5	ADV.U.PRATHIBHA HARI	ALAPPUZHA	KAYAMKULAM	CPI(M)	27,58,474 27 Lacs+	3,73,650 3 Lacs+	1,19,285 1 Lacs+	9,25,724 9 Lacs+	71,040 71 Thou+	3,95,000 3 Lacs+	0	0	0	5,81,900 5 Lacs+	2,91,874 2 Lacs+
6	P V ANVAR	MALAPPURAM	NILAMBUR	IND	27,04,331 27 Lacs+	9,60,350 9 Lacs+	29,510 29 Thou+	6,77,876 6 Lacs+	1,93,600 1 Lacs+	8,16,450 8 Lacs+	0	0	0	0	26,545 26 Thou+

Data in this Kit is presented in good faith, with an intention to inform voters. MLAs' Election Expenditure Affidavits from the CEO Website (<http://ceokerala.gov.in/>) is the source of this analysis.

Website:- [www.adrindia.org](http://www.adrindia.org), [www.myneta.info](http://www.myneta.info)

S.No.	Name	District	Constituency	Party	Total expense declared (Rs.)	Expense incurred on Public Meetings and Processions without star (Rs.)	Expense incurred on Public Meetings and Processions with star (Rs.)	Expense incurred on Campaign Materials (Rs.)	Expense incurred on Campaigning through electronic/print media (Rs.)	Expense incurred on Vehicles Used (Rs.)	Expense on Erection of gates, arches, banners etc (Rs.)	Expense on Visits of leaders to the constituency (Rs.)	Expense on Visit of other party functionaries (Rs.)	Expenses on campaign workers (Rs.)	Other misc expenses (Rs.)
7	ELDOSE P KUNNAPPALLY	ERNAKULAM	PERUMBAAVOOR	INC	26,87,631 26 Lacs+	60,000 60 Thou+	0	17,25,831 17 Lacs+	40,000 40 Thou+	4,11,800 4 Lacs+	0	0	0	4,50,000 4 Lacs+	0
8	THIRUVANCHOOR RADHAKRISHNAN	KOTTAYAM	KOTTAYAM	INC	26,73,495 26 Lacs+	2,30,500 2 Lacs+	64,830 64 Thou+	16,24,777 16 Lacs+	1,61,000 1 Lacs+	4,44,500 4 Lacs+	0	0	0	0	1,47,838 1 Lacs+
9	THOMAS CHANDY	ALAPPUZHA	KUTTANAD	NCP	26,69,552 26 Lacs+	20,87,987 20 Lacs+	90,000 90 Thou+	4,46,078 4 Lacs+	45,490 45 Thou+	0	0	0	0	0	0
10	K KUNHIRAMAN	KASARAGOD	UDMA	CPI(M)	**26,63,777 26 Lacs+	**2,12,443 2 Lacs+	**66,675 66 Thou+	**13,79,528 13 Lacs+	**28,000 28 Thou+	**9,52,200 9 Lacs+	0	0	0	**14,344 14 Thou+	**10,587 10 Thou+
11	ADV. MONS JOSEPH	KOTTAYAM	KADUTHURUTHY	Kerala Congress (M)	25,59,025 25 Lacs+	6,42,823 6 Lacs+	12,215 12 Thou+	14,84,637 14 Lacs+	10,000 10 Thou+	2,84,850 2 Lacs+	0	0	0	1,24,500 1 Lacs+	0
12	V ABDURAHIMAN	MALAPPURAM	TANUR	National Secular Conference	25,57,991 25 Lacs+	1,39,500 1 Lacs+	16,000 16 Thou+	14,48,650 14 Lacs+	1,65,485 1 Lacs+	7,14,600 7 Lacs+	0	0	0	30,000 30 Thou+	43,756 43 Thou+

Data in this Kit is presented in good faith, with an intention to inform voters. MLAs' Election Expenditure Affidavits from the CEO Website (<http://ceokerala.gov.in/>) is the source of this analysis.

Website:- [www.adrindia.org](http://www.adrindia.org), [www.myneta.info](http://www.myneta.info)

S.No.	Name	District	Constituency	Party	Total expense declared (Rs.)	Expense incurred on Public Meetings and Processions without star (Rs.)	Expense incurred on Public Meetings and Processions with star (Rs.)	Expense incurred on Campaign Materials (Rs.)	Expense incurred on Campaigning through electronic/pr int media (Rs.)	Expense incurred on Vehicles Used (Rs.)	Expense on Erection of gates, arches, banners etc (Rs.)	Expense on Visits of leaders to the constitue ncy (Rs.)	Expens e on Visit of other party functio naries (Rs.)	Expenses on campaign workers (Rs.)	Other misc expenses (Rs.)
13	K.ANSALAN	THIRUVANANTHAPUR	NEYATTINKARA	CPI(M)	25,26,385 25 Lacs+	79,123 79 Thou+	35,773 35 Thou+	11,52,474 11 Lacs+	0	5,97,800 5 Lacs+	0	0	0	1,89,000 1 Lacs+	4,72,215 4 Lacs+
14	K.B. GANESH KUMAR	KOLLAM	PATHANAPURAM	Kerala Congress (B)	25,23,732 25 Lacs+	62,700 62 Thou+	3,07,152 3 Lacs+	12,16,880 12 Lacs+	0	7,17,000 7 Lacs+	0	0	0	24,000 24 Thou+	1,96,000 1 Lacs+
15	R.RAMACHANDRAN	KOLLAM	KARUNAGAPPALLY	CPI	25,23,436 25 Lacs+	5,94,355 5 Lacs+	0	12,71,022 12 Lacs+	1,42,860 1 Lacs+	2,50,100 2 Lacs+	0	0	0	80,400 80 Thou+	1,84,699 1 Lacs+
16	MURALI	THRISSUR	MANALUR	CPI(M)	24,88,708 24 Lacs+	6,03,464 6 Lacs+	48,876 48 Thou+	10,11,168 10 Lacs+	13,000 13 Thou+	8,12,200 8 Lacs+	0	0	0	0	0
17	K.V. ABDUL KHADER	THRISSUR	GURUVAYOOR	CPI(M)	24,88,004 24 Lacs+	3,02,220 3 Lacs+	1,42,280 1 Lacs+	11,79,364 11 Lacs+	0	8,25,140 8 Lacs+	0	0	0	0	39,000 39 Thou+
18	ADV. P.AISHA POTTY	KOLLAM	KOTTARAKKARA	CPI(M)	24,85,026 24 Lacs+	1,37,300 1 Lacs+	72,000 72 Thou+	16,05,976 16 Lacs+	0	5,60,650 5 Lacs+	0	0	0	1,09,100 1 Lacs+	0
19	P.J. JOSEPH	IDUKKI	THODUPUZHA	Kerala Congress (M)	24,59,503 24 Lacs+	8,36,653 8 Lacs+	14,255 14 Thou+	12,95,795 12 Lacs+	4,800 4 Thou+	2,75,500 2 Lacs+	0	0	0	32,500 32 Thou+	0

Data in this Kit is presented in good faith, with an intention to inform voters. MLAs' Election Expenditure Affidavits from the CEO Website (<http://ceokerala.gov.in/>) is the source of this analysis.

Website:- [www.adrindia.org](http://www.adrindia.org), [www.myneta.info](http://www.myneta.info)

S.No.	Name	District	Constituency	Party	Total expense declared (Rs.)	Expense incurred on Public Meetings and Processions without star (Rs.)	Expense incurred on Public Meetings and Processions with star (Rs.)	Expense incurred on Campaign Materials (Rs.)	Expense incurred on Campaigning through electronic/print media (Rs.)	Expense incurred on Vehicles Used (Rs.)	Expense on Erection of gates, arches, banners etc (Rs.)	Expense on Visits of leaders to the constituency (Rs.)	Expense on Visit of other party functionaries (Rs.)	Expenses on campaign workers (Rs.)	Other misc expenses (Rs.)
20	KADAKAMPALLY SURENDRAN	THIRUVANANTHAPUR	KAZHAKKOOTTA M	CPI(M)	**24,46,744 24 Lacs+	**1,29,457 1 Lacs+	**10,700 10 Thou+	**10,27,310 10 Lacs+	**50,275 50 Thou+	**10,93,850 10 Lacs+	0	0	0	0	**1,35,152 1 Lacs+
21	DIVAKARAN.C	THIRUVANANTHAPUR	NEDUMANGAD	CPI	24,20,370 24 Lacs+	17,185 17 Thou+	0	14,23,735 14 Lacs+	1,18,500 1 Lacs+	8,50,950 8 Lacs+	0	0	0	10,000 10 Thou+	0
22	MATHEW T THOMAS	PATHANAMTHITTA	THIRUVALLA	JD(S)	24,02,668 24 Lacs+	3,25,225 3 Lacs+	80,250 80 Thou+	6,37,541 6 Lacs+	1,34,352 1 Lacs+	6,82,500 6 Lacs+	0	0	0	5,42,800 5 Lacs+	0
23	RAMACHANDRAN NAIR	ALAPPUZHA	CHENGANNUR	CPI(M)	23,91,666 23 Lacs+	3,84,539 3 Lacs+	54,390 54 Thou+	8,22,594 8 Lacs+	32,400 32 Thou+	7,19,000 7 Lacs+	0	0	0	1,00,000 1 Lacs+	2,78,743 2 Lacs+
24	THOMAS ISAAC.T.M	ALAPPUZHA	ALAPPUZHA	CPI(M)	23,85,720 23 Lacs+	69,500 69 Thou+	9,850 9 Thou+	1,83,730 1 Lacs+	1,70,000 1 Lacs+	3,98,020 3 Lacs+	0	0	0	19,700 19 Thou+	15,32,920 15 Lacs+
25	V P SAJEENDRAN	ERNAKULAM	KUNNATHUNAD	INC	**23,81,950 23 Lacs+	**87,500 87 Thou+	0	**16,43,250 16 Lacs+	**65,000 65 Thou+	**4,66,200 4 Lacs+	0	0	0	**1,20,000 1 Lacs+	0
26	N A NELLIKUNNU	KASARAGOD	KASARAGOD	IUML	23,80,040 23 Lacs+	1,27,770 1 Lacs+	88,291 88 Thou+	13,79,833 13 Lacs+	1,22,866 1 Lacs+	6,27,200 6 Lacs+	0	0	0	0	34,080 34 Thou+

Data in this Kit is presented in good faith, with an intention to inform voters. MLAs' Election Expenditure Affidavits from the CEO Website (<http://ceokerala.gov.in/>) is the source of this analysis.

Website:- [www.adrindia.org](http://www.adrindia.org), [www.myneta.info](http://www.myneta.info)

S.No.	Name	District	Constituency	Party	Total expense declared (Rs.)	Expense incurred on Public Meetings and Processions without star (Rs.)	Expense incurred on Public Meetings and Processions with star (Rs.)	Expense incurred on Campaign Materials (Rs.)	Expense incurred on Campaigning through electronic/print media (Rs.)	Expense incurred on Vehicles Used (Rs.)	Expense on Erection of gates, arches, banners etc (Rs.)	Expense on Visits of leaders to the constituency (Rs.)	Expense on Visit of other party functionaries (Rs.)	Expenses on campaign workers (Rs.)	Other misc expenses (Rs.)
27	ABID HUSSAIN THANGAL	MALAPPURAM	KOTTAKKAL	IUML	23,58,374 23 Lacs+	43,710 43 Thou+	23,700 23 Thou+	13,12,523 13 Lacs+	25,000 25 Thou+	5,54,200 5 Lacs+	0	0	0	3,45,000 3 Lacs+	54,241 54 Thou+
28	P B ABDUL RAZAK	KASARAGOD	MANJESHWAR	IUML	23,46,759 23 Lacs+	3,36,725 3 Lacs+	79,900 79 Thou+	9,20,009 9 Lacs+	2,55,750 2 Lacs+	7,02,700 7 Lacs+	0	0	0	33,400 33 Thou+	18,275 18 Thou+
29	ASHA C K	KOTTAYAM	VAIKOM	CPI	23,40,520 23 Lacs+	1,09,825 1 Lacs+	51,485 51 Thou+	12,21,200 12 Lacs+	3,000 3 Thou+	4,04,350 4 Lacs+	0	0	0	96,810 96 Thou+	4,53,850 4 Lacs+
30	IBRAHIM T V	MALAPPURAM	KONDOTTY	IUML	23,36,537 23 Lacs+	2,03,200 2 Lacs+	5,096 5 Thou+	12,86,045 12 Lacs+	1,10,000 1 Lacs+	2,69,300 2 Lacs+	0	0	0	1,17,700 1 Lacs+	3,45,196 3 Lacs+
31	KOVOOR KUNJUMON	KOLLAM	KUNNATHUR	IND	23,21,534 23 Lacs+	2,96,611 2 Lacs+	0	15,21,923 15 Lacs+	0	5,03,000 5 Lacs+	0	0	0	0	0
32	V R SUNILKUMAR	THRISSUR	KODUNGALLUR	CPI	23,19,541 23 Lacs+	2,43,595 2 Lacs+	0	13,09,521 13 Lacs+	31,930 31 Thou+	4,33,200 4 Lacs+	0	0	0	1,500 1 Thou+	2,99,795 2 Lacs+
33	MAMMUTTY	MALAPPURAM	TIRUR	IUML	23,13,291 23 Lacs+	2,89,116 2 Lacs+	6,620 6 Thou+	12,51,955 12 Lacs+	89,000 89 Thou+	6,66,600 6 Lacs+	0	0	0	0	10,000 10 Thou+
34	PANDIKKDAVATH ABDU RABB	MALAPPURAM	TIRURANGADI	IUML	22,99,484 22 Lacs+	2,69,730 2 Lacs+	49,000 49 Thou+	11,13,650 11 Lacs+	60,500 60 Thou+	6,55,150 6 Lacs+	0	0	0	1,08,700 1 Lacs+	42,754 42 Thou+

Data in this Kit is presented in good faith, with an intention to inform voters. MLAs' Election Expenditure Affidavits from the CEO Website (<http://ceokerala.gov.in/>) is the source of this analysis.

Website:- [www.adrindia.org](http://www.adrindia.org), [www.myneta.info](http://www.myneta.info)



S.No.	Name	District	Constituency	Party	Total expense declared (Rs.)	Expense incurred on Public Meetings and Processions without star (Rs.)	Expense incurred on Public Meetings and Processions with star (Rs.)	Expense incurred on Campaign Materials (Rs.)	Expense incurred on Campaigning through electronic/print media (Rs.)	Expense incurred on Vehicles Used (Rs.)	Expense on Erection of gates, arches, banners etc (Rs.)	Expense on Visits of leaders to the constituency (Rs.)	Expense on Visit of other party functionaries (Rs.)	Expenses on campaign workers (Rs.)	Other misc expenses (Rs.)
35	M.RAJAGOPALAN	KASARAGOD	TRIKARIPUR	CPI(M)	22,77,641 22 Lacs+	60,000 60 Thou+	1,49,300 1 Lacs+	14,84,607 14 Lacs+	5,600 5 Thou+	5,48,800 5 Lacs+	0	0	0	0	29,334 29 Thou+
36	P K BASHEER	MALAPPURAM	ERANAD	IUML	22,74,610 22 Lacs+	2,39,200 2 Lacs+	0	11,70,710 11 Lacs+	44,500 44 Thou+	6,42,750 6 Lacs+	0	0	0	1,75,200 1 Lacs+	2,250 2 Thou+
37	R.RAJESH	ALAPPUZHA	MAVELIKARA	CPI(M)	**22,45,440 22 Lacs+	**96,110 96 Thou+	**1,49,930 1 Lacs+	**13,64,700 13 Lacs+	0	**2,38,700 2 Lacs+	0	0	0	**3,96,000 3 Lacs+	0
38	PARAKKAL ABDULLA	KOZHIKODE	KUTTIADI	IUML	22,44,560 22 Lacs+	1,38,750 1 Lacs+	0	10,12,910 10 Lacs+	56,700 56 Thou+	8,14,000 8 Lacs+	0	0	0	1,98,400 1 Lacs+	23,800 23 Thou+
39	E K VIJAYAN	KOZHIKODE	NADAPURAM	CPI	22,19,288 22 Lacs+	9,20,938 9 Lacs+	63,438 63 Thou+	4,63,380 4 Lacs+	82,250 82 Thou+	3,06,350 3 Lacs+	0	0	0	3,66,036 3 Lacs+	16,896 16 Thou+
40	SATHEESH	THIRUVANANTHAPUR	KATTAKKADA	CPI(M)	22,12,500 22 Lacs+	5,48,500 5 Lacs+	0	8,27,000 8 Lacs+	0	4,07,000 4 Lacs+	0	0	0	4,20,000 4 Lacs+	10,000 10 Thou+
41	C.K.HARINDRAKUMAR	THIRUVANANTHAPUR	PARASSALA	CPI(M)	22,11,006 22 Lacs+	1,92,740 1 Lacs+	15,000 15 Thou+	3,28,848 3 Lacs+	0	12,86,418 12 Lacs+	0	0	0	0	3,88,000 3 Lacs+

Data in this Kit is presented in good faith, with an intention to inform voters. MLAs' Election Expenditure Affidavits from the CEO Website (<http://ceokerala.gov.in/>) is the source of this analysis.

Website:- [www.adrindia.org](http://www.adrindia.org), [www.myneta.info](http://www.myneta.info)

S.No.	Name	District	Constituency	Party	Total expense declared (Rs.)	Expense incurred on Public Meetings and Processions without star (Rs.)	Expense incurred on Public Meetings and Processions with star (Rs.)	Expense incurred on Campaign Materials (Rs.)	Expense incurred on Campaigning through electronic/print media (Rs.)	Expense incurred on Vehicles Used (Rs.)	Expense on Erection of gates, arches, banners etc (Rs.)	Expense on Visits of leaders to the constituency (Rs.)	Expense on Visit of other party functionaries (Rs.)	Expenses on campaign workers (Rs.)	Other misc expenses (Rs.)
42	K M MANI	KOTTAYAM	PALA	Kerala Congress (M)	22,10,648 22 Lacs+	1,34,950 1 Lacs+	15,500 15 Thou+	14,73,195 14 Lacs+	40,075 40 Thou+	4,74,459 4 Lacs+	0	0	0	0	72,469 72 Thou+
43	KARAT RAZACK	KOZHIKODE	KODUVALLY	IND	22,06,680 22 Lacs+	3,61,450 3 Lacs+	0	4,05,200 4 Lacs+	60,528 60 Thou+	11,61,550 11 Lacs+	0	0	0	1,98,000 1 Lacs+	19,952 19 Thou+
44	O RAJAGOPAL	THIRUVANANTHAPUR	NEMOM	BJP	22,01,495 22 Lacs+	60,000 60 Thou+	50,000 50 Thou+	11,68,252 11 Lacs+	10,000 10 Thou+	6,71,718 6 Lacs+	0	0	0	2,27,336 2 Lacs+	14,189 14 Thou+
45	ADV. A N SHAMSEER	KANNUR	THALASSERY	CPI(M)	21,92,078 21 Lacs+	5,69,031 5 Lacs+	81,600 81 Thou+	5,38,155 5 Lacs+	55,042 55 Thou+	8,74,250 8 Lacs+	0	0	0	74,000 74 Thou+	0
46	M.VINCENT	THIRUVANANTHAPUR	KOVALAM	INC	21,81,750 21 Lacs+	72,920 72 Thou+	0	16,77,560 16 Lacs+	75,000 75 Thou+	3,56,270 3 Lacs+	0	0	0	0	0
47	A PRADEEP KUMAR	KOZHIKODE	KOZHIKODE NORTH	CPI(M)	21,80,862 21 Lacs+	3,48,300 3 Lacs+	6,100 6 Thou+	7,70,293 7 Lacs+	2,18,540 2 Lacs+	6,21,900 6 Lacs+	0	0	0	1,74,300 1 Lacs+	41,429 41 Thou+
48	SASI P K	PALAKKAD	SHORNUR	CPI(M)	21,72,824 21 Lacs+	1,39,250 1 Lacs+	1,76,160 1 Lacs+	11,18,500 11 Lacs+	59,964 59 Thou+	6,34,900 6 Lacs+	0	0	0	44,050 44 Thou+	0

Data in this Kit is presented in good faith, with an intention to inform voters. MLAs' Election Expenditure Affidavits from the CEO Website (<http://ceokerala.gov.in/>) is the source of this analysis.

Website:- [www.adrindia.org](http://www.adrindia.org), [www.myneta.info](http://www.myneta.info)

S.No.	Name	District	Constituency	Party	Total expense declared (Rs.)	Expense incurred on Public Meetings and Processions without star (Rs.)	Expense incurred on Public Meetings and Processions with star (Rs.)	Expense incurred on Campaign Materials (Rs.)	Expense incurred on Campaigning through electronic/print media (Rs.)	Expense incurred on Vehicles Used (Rs.)	Expense on Erection of gates, arches, banners etc (Rs.)	Expense on Visits of leaders to the constituency (Rs.)	Expense on Visit of other party functionaries (Rs.)	Expenses on campaign workers (Rs.)	Other misc expenses (Rs.)
49	SURESH KURUP	KOTTAYAM	ETTUMANOOR	CPI(M)	21,52,591 21 Lacs+	51,650 51 Thou+	29,873 29 Thou+	12,49,588 12 Lacs+	6,000 6 Thou+	4,44,000 4 Lacs+	0	0	0	60,000 60 Thou+	3,11,480 3 Lacs+
50	KUNHALIKKUTTY	MALAPPURAM	VENGARA	IUML	**21,30,891 21 Lacs+	**1,89,731 1 Lacs+	0	**8,32,110 8 Lacs+	**6,500 6 Thou+	**10,74,150 10 Lacs+	0	0	0	**14,600 14 Thou+	**13,800 13 Thou+
51	G.S.JAYALAL	KOLLAM	CHATHANNUR	CPI	21,19,656 21 Lacs+	1,37,881 1 Lacs+	0	12,97,225 12 Lacs+	0	6,55,550 6 Lacs+	0	0	0	29,000 29 Thou+	0
52	ELDHO ABRAHAM	ERNAKULAM	MUVATTUPUZHA	CPI	21,15,592 21 Lacs+	1,31,200 1 Lacs+	0	15,21,892 15 Lacs+	10,500 10 Thou+	4,52,000 4 Lacs+	0	0	0	0	0
53	E S BIJIMOL	IDUKKI	PEERUMADE	CPI	21,09,353 21 Lacs+	18,28,193 18 Lacs+	0	0	82,560 82 Thou+	1,75,000 1 Lacs+	0	0	0	23,600 23 Thou+	0
54	ADV. K. RAJAN	THRISSUR	OLLUR	CPI	21,07,122 21 Lacs+	2,51,930 2 Lacs+	1,11,703 1 Lacs+	10,21,436 10 Lacs+	1,20,213 1 Lacs+	5,15,250 5 Lacs+	0	0	0	86,590 86 Thou+	0
55	N.VIJAYAN PILLAI	KOLLAM	CHAVARA	Communist Marxist Party	21,02,282 21 Lacs+	11,92,010 11 Lacs+	1,97,782 1 Lacs+	0	23,740 23 Thou+	6,88,750 6 Lacs+	0	0	0	0	0

Data in this Kit is presented in good faith, with an intention to inform voters. MLAs' Election Expenditure Affidavits from the CEO Website (<http://ceokerala.gov.in/>) is the source of this analysis.

Website:- [www.adrindia.org](http://www.adrindia.org), [www.myneta.info](http://www.myneta.info)

S.No.	Name	District	Constituency	Party	Total expense declared (Rs.)	Expense incurred on Public Meetings and Processions without star (Rs.)	Expense incurred on Public Meetings and Processions with star (Rs.)	Expense incurred on Campaign Materials (Rs.)	Expense incurred on Campaigning through electronic/print media (Rs.)	Expense incurred on Vehicles Used (Rs.)	Expense on Erection of gates, arches, banners etc (Rs.)	Expense on Visits of leaders to the constituency (Rs.)	Expense on Visit of other party functionaries (Rs.)	Expenses on campaign workers (Rs.)	Other misc expenses (Rs.)
				Kerala State Committee											
56	ANTONY JOHNY	ERNAKULAM	KOTHAMANGALAM	CPI(M)	20,98,249 20 Lacs+	1,15,350 1 Lacs+	0	9,55,920 9 Lacs+	55,979 55 Thou+	9,42,000 9 Lacs+	0	0	0	29,000 29 Thou+	0
57	K M SHAJI	KANNUR	AZHIKODE	IUML	20,95,137 20 Lacs+	1,99,770 1 Lacs+	1,11,050 1 Lacs+	5,52,635 5 Lacs+	20,000 20 Thou+	6,60,100 6 Lacs+	0	0	0	5,14,965 5 Lacs+	36,617 36 Thou+
58	MURALEEDHARAN NAIR.D.K	THIRUVANANTHAPUR	VAMANAPURAM	CPI(M)	20,90,670 20 Lacs+	48,500 48 Thou+	17,100 17 Thou+	10,94,484 10 Lacs+	4,07,636 4 Lacs+	5,12,950 5 Lacs+	0	0	0	0	10,000 10 Thou+
59	V S SUNILKUMAR	THRISSUR	THRISSUR	CPI	20,61,747 20 Lacs+	12,00,655 12 Lacs+	35,011 35 Thou+	46,500 46 Thou+	3,89,506 3 Lacs+	3,74,295 3 Lacs+	0	0	0	15,780 15 Thou+	0
60	B D DEVASSY	THRISSUR	CHALAKKUDY	CPI(M)	20,52,766 20 Lacs+	67,154 67 Thou+	64,030 64 Thou+	13,03,952 13 Lacs+	16,930 16 Thou+	5,75,800 5 Lacs+	0	0	0	24,900 24 Thou+	0
61	DR. M.K.MUNEER	KOZHIKODE	KOZHIKODE SOUTH	IUML	20,47,328 20 Lacs+	93,000 93 Thou+	20,000 20 Thou+	12,39,751 12 Lacs+	9,600 9 Thou+	4,98,600 4 Lacs+	0	0	0	1,28,057 1 Lacs+	58,270 58 Thou+

Data in this Kit is presented in good faith, with an intention to inform voters. MLAs' Election Expenditure Affidavits from the CEO Website (<http://ceokerala.gov.in/>) is the source of this analysis.

Website:- [www.adrindia.org](http://www.adrindia.org), [www.myneta.info](http://www.myneta.info)

S.No.	Name	District	Constituency	Party	Total expense declared (Rs.)	Expense incurred on Public Meetings and Processions without star (Rs.)	Expense incurred on Public Meetings and Processio ns with star (Rs.)	Expense incurred on Campaign Materials (Rs.)	Expense incurred on Campaigning through electronic/pr int media (Rs.)	Expense incurred on Vehicles Used (Rs.)	Expense on Erection of gates, arches, banners etc (Rs.)	Expense on Visits of leaders to the constitue ncy (Rs.)	Expens e on Visit of other party functio naries (Rs.)	Expenses on campaign workers (Rs.)	Other misc expenses (Rs.)
62	HIBI EDEN	ERNAKULAM	ERANAKULAM	INC	20,35,300 20 Lacs+	1,11,500 1 Lacs+	0	15,39,522 15 Lacs+	1,13,778 1 Lacs+	2,52,100 2 Lacs+	0	0	0	8,400 8 Thou+	10,000 10 Thou+
63	ADV. N. SAMSUDHEEN.N	PALAKKAD	MANNARKAD	IUML	20,06,853 20 Lacs+	3,87,150 3 Lacs+	1,00,846 1 Lacs+	9,99,407 9 Lacs+	12,500 12 Thou+	3,50,740 3 Lacs+	0	0	0	63,700 63 Thou+	92,510 92 Thou+
64	PROF. K.U. ARUNAN	THRISSUR	IRINJALAKKUDA	CPI(M)	20,00,205 20 Lacs+	4,01,750 4 Lacs+	0	9,98,340 9 Lacs+	25,000 25 Thou+	4,72,940 4 Lacs+	0	0	0	25,500 25 Thou+	76,675 76 Thou+
65	ADV. P.T.A. RAHIM	KOZHIKODE	KUNNAMANGAL AM	IND	19,90,621 19 Lacs+	3,12,175 3 Lacs+	74,000 74 Thou+	5,00,600 5 Lacs+	12,000 12 Thou+	7,49,700 7 Lacs+	0	0	0	3,28,056 3 Lacs+	14,090 14 Thou+
66	K K SHAILAJA TEACHER	KANNUR	KUTHUPARAMB A	CPI(M)	19,77,209 19 Lacs+	10,60,709 10 Lacs+	55,500 55 Thou+	0	3,000 3 Thou+	7,48,000 7 Lacs+	0	0	0	1,10,000 1 Lacs+	0
67	A K Balan	PALAKKAD	TARUR	CPI(M)	19,74,930 19 Lacs+	2,10,650 2 Lacs+	1,00,000 1 Lacs+	5,58,080 5 Lacs+	1,13,600 1 Lacs+	4,90,500 4 Lacs+	0	0	0	1,01,000 1 Lacs+	4,01,100 4 Lacs+
68	K.T. JALEEL	MALAPPURA M	THAVANUR	IND	19,68,795 19 Lacs+	2,30,420 2 Lacs+	0	8,55,595 8 Lacs+	4,94,675 4 Lacs+	3,26,565 3 Lacs+	0	0	0	29,330 29 Thou+	32,210 32 Thou+
69	ANVAR SADATH	ERNAKULAM	ALUVA	INC	19,52,758 19 Lacs+	5,09,799 5 Lacs+	17,769 17 Thou+	9,43,700 9 Lacs+	87,800 87 Thou+	3,20,250 3 Lacs+	0	0	0	73,440 73 Thou+	0

Data in this Kit is presented in good faith, with an intention to inform voters. MLAs' Election Expenditure Affidavits from the CEO Website (<http://ceokerala.gov.in/>) is the source of this analysis.

Website:- [www.adrindia.org](http://www.adrindia.org), [www.myneta.info](http://www.myneta.info)

S.No.	Name	District	Constituency	Party	Total expense declared (Rs.)	Expense incurred on Public Meetings and Processions without star (Rs.)	Expense incurred on Public Meetings and Processions with star (Rs.)	Expense incurred on Campaign Materials (Rs.)	Expense incurred on Campaigning through electronic/print media (Rs.)	Expense incurred on Vehicles Used (Rs.)	Expense on Erection of gates, arches, banners etc (Rs.)	Expense on Visits of leaders to the constituency (Rs.)	Expense on Visit of other party functionaries (Rs.)	Expenses on campaign workers (Rs.)	Other misc expenses (Rs.)
70	UNNI P	PALAKKAD	OTTAPALAM	CPI(M)	19,35,680 19 Lacs+	1,08,500 1 Lacs+	78,500 78 Thou+	8,89,500 8 Lacs+	9,500 9 Thou+	5,72,500 5 Lacs+	0	0	0	2,12,800 2 Lacs+	64,380 64 Thou+
71	M SWARAJ	ERNAKULAM	THRIPUNITHURA	CPI(M)	19,34,765 19 Lacs+	1,39,808 1 Lacs+	35,380 35 Thou+	8,72,977 8 Lacs+	5,000 5 Thou+	5,93,600 5 Lacs+	0	0	0	2,78,000 2 Lacs+	10,000 10 Thou+
72	V S SIVAKUMAR	THIRUVANANTHAPUR	THIRUVANANTHAPURAM	INC	19,27,755 19 Lacs+	0	0	9,05,879 9 Lacs+	76,580 76 Thou+	9,28,080 9 Lacs+	0	0	0	0	17,216 17 Thou+
73	RETNAKARAN	KOLLAM	CHADAYAMANGALAM	CPI	19,20,629 19 Lacs+	9,31,538 9 Lacs+	51,200 51 Thou+	6,07,811 6 Lacs+	45,000 45 Thou+	1,68,000 1 Lacs+	0	0	0	1,17,080 1 Lacs+	0
74	JAMES MATHEW	KANNUR	TALIPARAMBA	CPI(M)	19,07,062 19 Lacs+	57,002 57 Thou+	1,92,865 1 Lacs+	9,03,365 9 Lacs+	1,500 1 Thou+	5,31,500 5 Lacs+	0	0	0	1,89,100 1 Lacs+	31,730 31 Thou+
75	M MUKESH	KOLLAM	KOLLAM	CPI(M)	19,05,287 19 Lacs+	1,12,892 1 Lacs+	74,370 74 Thou+	12,34,975 12 Lacs+	0	4,83,050 4 Lacs+	0	0	0	0	0
76	P.SREERAMAKRISHNAN	MALAPPURAM	PONNANI	CPI(M)	18,98,516 18 Lacs+	63,461 63 Thou+	0	2,79,900 2 Lacs+	0	10,96,800 10 Lacs+	0	0	0	42,000 42 Thou+	4,16,355 4 Lacs+

Data in this Kit is presented in good faith, with an intention to inform voters. MLAs' Election Expenditure Affidavits from the CEO Website (<http://ceokerala.gov.in/>) is the source of this analysis.

Website:- [www.adrindia.org](http://www.adrindia.org), [www.myneta.info](http://www.myneta.info)

S.No.	Name	District	Constituency	Party	Total expense declared (Rs.)	Expense incurred on Public Meetings and Processions without star (Rs.)	Expense incurred on Public Meetings and Processions with star (Rs.)	Expense incurred on Campaign Materials (Rs.)	Expense incurred on Campaigning through electronic/print media (Rs.)	Expense incurred on Vehicles Used (Rs.)	Expense on Erection of gates, arches, banners etc (Rs.)	Expense on Visits of leaders to the constituency (Rs.)	Expense on Visit of other party functionaries (Rs.)	Expenses on campaign workers (Rs.)	Other misc expenses (Rs.)
77	GEETHA	THRISSUR	NATTIKA	CPI	**18,97,647 18 Lacs+	**5,64,100 5 Lacs+	**3,10,000 3 Lacs+	**7,26,571 7 Lacs+	**15,000 15 Thou+	**2,54,900 2 Lacs+	0	0	0	**22,076 22 Thou+	**5,000 5 Thou+
78	P C GEORGE	KOTTAYAM	POONJAR	IND	18,97,036 18 Lacs+	74,800 74 Thou+	0	8,11,696 8 Lacs+	1,00,140 1 Lacs+	9,10,400 9 Lacs+	0	0	0	0	0
79	E. P. JAYARAJAN	KANNUR	MATTANNUR	CPI(M)	18,93,700 18 Lacs+	2,31,000 2 Lacs+	0	5,78,375 5 Lacs+	50,000 50 Thou+	9,51,250 9 Lacs+	0	0	0	42,875 42 Thou+	40,200 40 Thou+
80	C K NANU	KOZHIKODE	VADAKARA	JD(S)	18,89,988 18 Lacs+	3,89,730 3 Lacs+	2,13,150 2 Lacs+	10,31,308 10 Lacs+	1,540 1 Thou+	1,96,150 1 Lacs+	0	0	0	42,600 42 Thou+	15,510 15 Thou+
81	PURUSHUAN KADALUNDY	KOZHIKODE	BALUSSERI	CPI(M)	18,86,522 18 Lacs+	3,26,496 3 Lacs+	2,13,484 2 Lacs+	6,15,142 6 Lacs+	4,534 4 Thou+	5,07,460 5 Lacs+	0	0	0	2,12,096 2 Lacs+	8,010 8 Thou+
82	AHAMMED KABEER	MALAPPURAM	MANKADA	IUML	18,79,595 18 Lacs+	48,224 48 Thou+	0	9,73,923 9 Lacs+	44,300 44 Thou+	5,84,000 5 Lacs+	0	0	0	2,01,416 2 Lacs+	27,732 27 Thou+
83	S RAJENDRAN	IDUKKI	DEVIKULAM	CPI(M)	18,67,783 18 Lacs+	7,200 7 Thou+	20,250 20 Thou+	7,10,200 7 Lacs+	10,000 10 Thou+	8,21,200 8 Lacs+	0	0	0	1,74,000 1 Lacs+	1,24,933 1 Lacs+

Data in this Kit is presented in good faith, with an intention to inform voters. MLAs' Election Expenditure Affidavits from the CEO Website (<http://ceokerala.gov.in/>) is the source of this analysis.

Website:- [www.adrindia.org](http://www.adrindia.org), [www.myneta.info](http://www.myneta.info)

S.No.	Name	District	Constituency	Party	Total expense declared (Rs.)	Expense incurred on Public Meetings and Processions without star (Rs.)	Expense incurred on Public Meetings and Processions with star (Rs.)	Expense incurred on Campaign Materials (Rs.)	Expense incurred on Campaigning through electronic/print media (Rs.)	Expense incurred on Vehicles Used (Rs.)	Expense on Erection of gates, arches, banners etc (Rs.)	Expense on Visits of leaders to the constituency (Rs.)	Expense on Visit of other party functionaries (Rs.)	Expenses on campaign workers (Rs.)	Other misc expenses (Rs.)
84	ALI MANJALAMKUZHI	MALAPPURAM	PERINTHALMANA	IUML	18,34,211 18 Lacs+	1,62,821 1 Lacs+	0	4,00,923 4 Lacs+	1,62,460 1 Lacs+	10,05,700 10 Lacs+	0	0	0	1,02,307 1 Lacs+	0
85	B.SATYAN	THIRUVANANTHAPUR	ATTINGAL	CPI(M)	18,29,410 18 Lacs+	26,200 26 Thou+	0	8,16,820 8 Lacs+	69,500 69 Thou+	8,34,870 8 Lacs+	0	0	0	77,020 77 Thou+	5,000 5 Thou+
86	SHAFI PARAMBIL	PALAKKAD	PALAKKAD	INC	18,17,711 18 Lacs+	1,96,601 1 Lacs+	10,380 10 Thou+	8,80,500 8 Lacs+	20,000 20 Thou+	5,86,500 5 Lacs+	0	0	0	39,125 39 Thou+	84,605 84 Thou+
87	K.DASAN	KOZHIKODE	QUILANDY	CPI(M)	18,17,267 18 Lacs+	52,690 52 Thou+	13,800 13 Thou+	8,72,632 8 Lacs+	1,540 1 Thou+	6,90,750 6 Lacs+	0	0	0	1,71,600 1 Lacs+	14,255 14 Thou+
88	GEORGE M. THOMAS	KOZHIKODE	THIRUVAMBADY	CPI(M)	18,01,004 18 Lacs+	2,12,250 2 Lacs+	0	5,06,000 5 Lacs+	32,500 32 Thou+	9,48,650 9 Lacs+	0	0	0	84,650 84 Thou+	16,954 16 Thou+
89	K C JOSEPH	KANNUR	IRIKKUR	INC	17,90,293 17 Lacs+	11,29,199 11 Lacs+	0	2,37,500 2 Lacs+	1,54,944 1 Lacs+	2,54,650 2 Lacs+	0	0	0	14,000 14 Thou+	0
90	ROJI M JOHN	ERNAKULAM	ANGAMALY	INC	17,88,198 17 Lacs+	6,42,309 6 Lacs+	5,750 5 Thou+	6,82,879 6 Lacs+	60,500 60 Thou+	3,12,600 3 Lacs+	0	0	0	84,160 84 Thou+	0
91	RAMACHANDRAN KADANNAPPALLI	KANNUR	KANNUR	Congress (Secular)	17,87,691 17 Lacs+	15,81,091 15 Lacs+	10,720 10 Thou+	0	30,000 30 Thou+	1,65,880 1 Lacs+	0	0	0	0	0

Data in this Kit is presented in good faith, with an intention to inform voters. MLAs' Election Expenditure Affidavits from the CEO Website (<http://ceokerala.gov.in/>) is the source of this analysis.

Website:- [www.adrindia.org](http://www.adrindia.org), [www.myneta.info](http://www.myneta.info)



S.No.	Name	District	Constituency	Party	Total expense declared (Rs.)	Expense incurred on Public Meetings and Processions without star (Rs.)	Expense incurred on Public Meetings and Processions with star (Rs.)	Expense incurred on Campaign Materials (Rs.)	Expense incurred on Campaigning through electronic/print media (Rs.)	Expense incurred on Vehicles Used (Rs.)	Expense on Erection of gates, arches, banners etc (Rs.)	Expense on Visits of leaders to the constituency (Rs.)	Expense on Visit of other party functionaries (Rs.)	Expenses on campaign workers (Rs.)	Other misc expenses (Rs.)
92	M.M. MANI	IDUKKI	UDUMBANCHOL A	CPI(M)	17,82,917 17 Lacs+	0	47,050 47 Thou+	7,44,170 7 Lacs+	0	2,26,700 2 Lacs+	0	0	0	7,64,997 7 Lacs+	0
93	UBAIDULLA	MALAPPURAM	MALAPPURAM	IUML	17,77,901 17 Lacs+	2,11,545 2 Lacs+	0	9,81,436 9 Lacs+	0	4,24,050 4 Lacs+	0	0	0	1,60,870 1 Lacs+	0
94	ADOOR PRAKASH	PATHANAMTHITTA	KONNI	INC	17,62,145 17 Lacs+	2,58,523 2 Lacs+	62,620 62 Thou+	9,82,210 9 Lacs+	17,100 17 Thou+	1,48,350 1 Lacs+	0	0	0	2,11,250 2 Lacs+	82,092 82 Thou+
95	A.P. ANIL KUMAR	MALAPPURAM	WANDOOOR	INC	17,49,746 17 Lacs+	1,06,301 1 Lacs+	0	6,20,205 6 Lacs+	1,26,750 1 Lacs+	7,29,000 7 Lacs+	0	0	0	1,67,490 1 Lacs+	0
96	ANIL AKKARA	THRISSUR	WADAKKANCHERY	INC	17,29,031 17 Lacs+	8,55,836 8 Lacs+	41,600 41 Thou+	2,15,395 2 Lacs+	25,000 25 Thou+	5,46,200 5 Lacs+	0	0	0	45,000 45 Thou+	0
97	DR. N JAYARAJ	KOTTAYAM	KANJIRAPPALLY	Kerala Congress (M)	17,20,600 17 Lacs+	0	2,04,362 2 Lacs+	8,37,488 8 Lacs+	0	1,88,750 1 Lacs+	0	0	0	4,80,000 4 Lacs+	10,000 10 Thou+
98	J.MERCY KUTTY AMMA	KOLLAM	KUNDARA	CPI(M)	17,16,539 17 Lacs+	1,44,942 1 Lacs+	1,32,672 1 Lacs+	5,93,425 5 Lacs+	0	6,33,850 6 Lacs+	0	0	0	2,11,650 2 Lacs+	0

Data in this Kit is presented in good faith, with an intention to inform voters. MLAs' Election Expenditure Affidavits from the CEO Website (<http://ceokerala.gov.in/>) is the source of this analysis.

Website:- [www.adrindia.org](http://www.adrindia.org), [www.myneta.info](http://www.myneta.info)

S.No.	Name	District	Constituency	Party	Total expense declared (Rs.)	Expense incurred on Public Meetings and Processions without star (Rs.)	Expense incurred on Public Meetings and Processions with star (Rs.)	Expense incurred on Campaign Materials (Rs.)	Expense incurred on Campaigning through electronic/print media (Rs.)	Expense incurred on Vehicles Used (Rs.)	Expense on Erection of gates, arches, banners etc (Rs.)	Expense on Visits of leaders to the constituency (Rs.)	Expense on Visit of other party functionaries (Rs.)	Expenses on campaign workers (Rs.)	Other misc expenses (Rs.)
99	V K IBRAHIM KUNU	ERNAKULAM	KALAMASSERY	IUML	17,04,506 17 Lacs+	43,304 43 Thou+	0	11,63,694 11 Lacs+	2,00,017 2 Lacs+	2,40,400 2 Lacs+	0	0	0	0	57,090 57 Thou+
100	K J MAXI	ERNAKULAM	KOCHI	CPI(M)	16,91,219 16 Lacs+	1,10,000 1 Lacs+	0	7,51,719 7 Lacs+	35,000 35 Thou+	7,94,500 7 Lacs+	0	0	0	0	0
101	T V RAJESH	KANNUR	KALLIASSERI	CPI(M)	16,90,157 16 Lacs+	2,53,800 2 Lacs+	0	3,54,125 3 Lacs+	0	10,01,000 10 Lacs+	0	0	0	0	81,232 81 Thou+
102	ROSHY AUGUSTINE	IDUKKI	IDUKKI	Kerala Congress (M)	16,76,458 16 Lacs+	44,678 44 Thou+	4,580 4 Thou+	8,53,350 8 Lacs+	68,750 68 Thou+	5,88,500 5 Lacs+	0	0	0	1,16,600 1 Lacs+	0
103	RAJU ABRAHAM	PATHANAMT HITTA	RANNI	CPI(M)	16,76,068 16 Lacs+	1,63,602 1 Lacs+	20,925 20 Thou+	9,47,320 9 Lacs+	77,996 77 Thou+	1,60,000 1 Lacs+	0	0	0	2,92,465 2 Lacs+	13,760 13 Thou+
104	M. NOUSHAD	KOLLAM	ERAVIPURAM	CPI(M)	16,74,463 16 Lacs+	1,03,888 1 Lacs+	31,750 31 Thou+	11,20,372 11 Lacs+	20,725 20 Thou+	2,89,800 2 Lacs+	0	0	0	80,593 80 Thou+	27,335 27 Thou+

Data in this Kit is presented in good faith, with an intention to inform voters. MLAs' Election Expenditure Affidavits from the CEO Website (<http://ceokerala.gov.in/>) is the source of this analysis.

Website:- [www.adrindia.org](http://www.adrindia.org), [www.myneta.info](http://www.myneta.info)

S.No.	Name	District	Constituency	Party	Total expense declared (Rs.)	Expense incurred on Public Meetings and Processions without star (Rs.)	Expense incurred on Public Meetings and Processio ns with star (Rs.)	Expense incurred on Campaign Materials (Rs.)	Expense incurred on Campaigning through electronic/pr int media (Rs.)	Expense incurred on Vehicles Used (Rs.)	Expense on Erection of gates, arches, banners etc (Rs.)	Expense on Visits of leaders to the constitue ncy (Rs.)	Expens e on Visit of other party functio naries (Rs.)	Expenses on campaign workers (Rs.)	Other misc expenses (Rs.)
105	ADV. SUNNY JOSEPH	KANNUR	PERAVOOR	INC	16,56,000 16 Lacs+	90,000 90 Thou+	1,08,300 1 Lacs+	3,94,000 3 Lacs+	60,500 60 Thou+	7,37,500 7 Lacs+	0	0	0	1,88,000 1 Lacs+	77,700 77 Thou+
106	CHITTAYAM GOPAKUMAR	PATHANAMT HITTA	ADOOR	CPI	16,50,144 16 Lacs+	6,94,497 6 Lacs+	0	5,08,372 5 Lacs+	1,31,446 1 Lacs+	2,04,740 2 Lacs+	0	0	0	95,500 95 Thou+	15,589 15 Thou+
107	V.T. BALRAM	PALAKKAD	THRITHALA	INC	16,44,512 16 Lacs+	60,000 60 Thou+	0	11,48,534 11 Lacs+	50,000 50 Thou+	3,31,485 3 Lacs+	0	0	0	54,493 54 Thou+	0
108	ADV.K.RAJU	KOLLAM	PUNALUR	CPI	16,42,000 16 Lacs+	8,000 8 Thou+	22,000 22 Thou+	8,81,245 8 Lacs+	40,000 40 Thou+	4,27,500 4 Lacs+	0	0	0	18,000 18 Thou+	2,45,255 2 Lacs+

Data in this Kit is presented in good faith, with an intention to inform voters. MLAs' Election Expenditure Affidavits from the CEO Website (<http://ceokerala.gov.in/>) is the source of this analysis.

Website:- [www.adrindia.org](http://www.adrindia.org), [www.myneta.info](http://www.myneta.info)

S.No.	Name	District	Constituency	Party	Total expense declared (Rs.)	Expense incurred on Public Meetings and Processions without star (Rs.)	Expense incurred on Public Meetings and Processions with star (Rs.)	Expense incurred on Campaign Materials (Rs.)	Expense incurred on Campaigning through electronic/print media (Rs.)	Expense incurred on Vehicles Used (Rs.)	Expense on Erection of gates, arches, banners etc (Rs.)	Expense on Visits of leaders to the constituency (Rs.)	Expense on Visit of other party functionaries (Rs.)	Expenses on campaign workers (Rs.)	Other misc expenses (Rs.)
109	VEENA GEORGE	PATHANAMTHITTA	ARANMULA	CPI(M)	16,11,022 16 Lacs+	10,12,500 10 Lacs+	8,700 8 Thou+	0	4,71,700 4 Lacs+	1,07,000 1 Lacs+	0	0	0	0	11,122 11 Thou+
110	V SASI	THIRUVANANTHAPUR	CHIRAYINKEEZHU	CPI	16,07,115 16 Lacs+	6,37,710 6 Lacs+	15,000 15 Thou+	1,78,049 1 Lacs+	5,41,356 5 Lacs+	2,32,600 2 Lacs+	0	0	0	2,400 2 Thou+	0
111	S SARMA	ERNAKULAM	VYPEN	CPI(M)	15,89,200 15 Lacs+	1,36,195 1 Lacs+	79,550 79 Thou+	5,01,475 5 Lacs+	1,28,850 1 Lacs+	3,51,750 3 Lacs+	0	0	0	0	3,91,380 3 Lacs+
112	E T TAISSON MASTER	THRISSUR	KAIPAMANGALAM	CPI	15,85,751 15 Lacs+	7,78,190 7 Lacs+	6,010 6 Thou+	1,10,550 1 Lacs+	0	3,93,750 3 Lacs+	0	0	0	2,47,500 2 Lacs+	**49,751 49 Thou+

Data in this Kit is presented in good faith, with an intention to inform voters. MLAs' Election Expenditure Affidavits from the CEO Website (<http://ceokerala.gov.in/>) is the source of this analysis.

Website:- [www.adrindia.org](http://www.adrindia.org), [www.myneta.info](http://www.myneta.info)

S.No.	Name	District	Constituency	Party	Total expense declared (Rs.)	Expense incurred on Public Meetings and Processions without star (Rs.)	Expense incurred on Public Meetings and Processions with star (Rs.)	Expense incurred on Campaign Materials (Rs.)	Expense incurred on Campaigning through electronic/print media (Rs.)	Expense incurred on Vehicles Used (Rs.)	Expense on Erection of gates, arches, banners etc (Rs.)	Expense on Visits of leaders to the constituency (Rs.)	Expense on Visit of other party functionaries (Rs.)	Expenses on campaign workers (Rs.)	Other misc expenses (Rs.)
113	A K SASEENDRAN	KOZHIKODE	ELATHUR	NCP	15,36,715 15 Lacs+	4,89,650 4 Lacs+	54,850 54 Thou+	4,70,400 4 Lacs+	9,000 9 Thou+	2,94,750 2 Lacs+	0	0	0	1,75,700 1 Lacs+	42,365 42 Thou+
114	C KRISHNAN	KANNUR	PAYYANNUR	CPI(M)	15,31,502 15 Lacs+	1,74,838 1 Lacs+	17,000 17 Thou+	4,50,214 4 Lacs+	0	8,79,450 8 Lacs+	0	0	0	0	10,000 10 Thou+
115	E.CHANDRASHEKARAN	KASARAGOD	KANHANGAD	CPI	15,07,692 15 Lacs+	3,34,038 3 Lacs+	1,81,281 1 Lacs+	5,32,287 5 Lacs+	0	3,58,060 3 Lacs+	0	0	0	1,02,026 1 Lacs+	0
116	I C BALAKRISHNAN	WAYANAD	SULTHANBATHE RY	INC	14,70,682 14 Lacs+	1,82,411 1 Lacs+	73,688 73 Thou+	6,75,719 6 Lacs+	1,10,448 1 Lacs+	3,06,600 3 Lacs+	0	0	0	69,647 69 Thou+	52,168 52 Thou+

Data in this Kit is presented in good faith, with an intention to inform voters. MLAs' Election Expenditure Affidavits from the CEO Website (<http://ceokerala.gov.in/>) is the source of this analysis.

Website:- [www.adrindia.org](http://www.adrindia.org), [www.myneta.info](http://www.myneta.info)

S.No.	Name	District	Constituency	Party	Total expense declared (Rs.)	Expense incurred on Public Meetings and Processions without star (Rs.)	Expense incurred on Public Meetings and Processions with star (Rs.)	Expense incurred on Campaign Materials (Rs.)	Expense incurred on Campaigning through electronic/print media (Rs.)	Expense incurred on Vehicles Used (Rs.)	Expense on Erection of gates, arches, banners etc (Rs.)	Expense on Visits of leaders to the constituency (Rs.)	Expense on Visit of other party functionaries (Rs.)	Expenses on campaign workers (Rs.)	Other misc expenses (Rs.)
117	C K SASEENDRAN	WAYANAD	KALPETTA	CPI(M)	14,63,556 14 Lacs+	2,75,474 2 Lacs+	81,803 81 Thou+	4,60,736 4 Lacs+	1,59,300 1 Lacs+	4,29,800 4 Lacs+	0	0	0	0	56,442 56 Thou+
118	MUHAMMED MUHASSIN	PALAKKAD	PATTAMBI	CPI	14,48,200 14 Lacs+	1,45,736 1 Lacs+	0	8,59,414 8 Lacs+	0	4,43,050 4 Lacs+	0	0	0	0	0
119	V D SATHEESAN	ERNAKULAM	PARAVUR	INC	14,47,959 14 Lacs+	3,91,572 3 Lacs+	45,210 45 Thou+	4,83,946 4 Lacs+	25,238 25 Thou+	4,29,093 4 Lacs+	0	0	0	72,900 72 Thou+	0
120	C F THOMAS	KOTTAYAM	CHANGANASSERY	Kerala Congress (M)	14,33,221 14 Lacs+	2,42,324 2 Lacs+	39,750 39 Thou+	6,51,699 6 Lacs+	25,000 25 Thou+	3,95,050 3 Lacs+	0	0	0	36,660 36 Thou+	42,738 42 Thou+

S.No.	Name	District	Constituency	Party	Total expense declared (Rs.)	Expense incurred on Public Meetings and Processions without star (Rs.)	Expense incurred on Public Meetings and Processions with star (Rs.)	Expense incurred on Campaign Materials (Rs.)	Expense incurred on Campaigning through electronic/print media (Rs.)	Expense incurred on Vehicles Used (Rs.)	Expense on Erection of gates, arches, banners etc (Rs.)	Expense on Visits of leaders to the constituency (Rs.)	Expense on Visit of other party functionaries (Rs.)	Expenses on campaign workers (Rs.)	Other misc expenses (Rs.)
121	OOMMEN CHANDY	KOTTAYAM	PUTHUPPALLY	INC	14,21,103 14 Lacs+	6,28,355 6 Lacs+	30,500 30 Thou+	1,77,700 1 Lacs+	0	4,17,548 4 Lacs+	0	0	0	1,67,000 1 Lacs+	0
122	KRISHNANKUTTY K	PALAKKAD	CHITTUR	JD(S)	14,20,000 14 Lacs+	10,85,588 10 Lacs+	1,12,582 1 Lacs+	0	10,000 10 Thou+	1,88,850 1 Lacs+	0	0	0	22,980 22 Thou+	0
123	A.M.ARIFF	ALAPPUZHA	AROOR	CPI(M)	13,95,114 13 Lacs+	44,400 44 Thou+	50,000 50 Thou+	3,69,690 3 Lacs+	1,57,624 1 Lacs+	6,28,000 6 Lacs+	0	0	0	0	1,45,400 1 Lacs+
124	P T THOMAS	ERNAKULAM	THRIKKAKARA	INC	**13,78,288 13 Lacs+	**48,513 48 Thou+	0	**8,39,081 8 Lacs+	**7,000 7 Thou+	**3,64,956 3 Lacs+	0	0	0	**1,18,738 1 Lacs+	0

Data in this Kit is presented in good faith, with an intention to inform voters. MLAs' Election Expenditure Affidavits from the CEO Website (<http://ceokerala.gov.in/>) is the source of this analysis.

Website:- [www.adrindia.org](http://www.adrindia.org), [www.myneta.info](http://www.myneta.info)

S.No.	Name	District	Constituency	Party	Total expense declared (Rs.)	Expense incurred on Public Meetings and Processions without star (Rs.)	Expense incurred on Public Meetings and Processions with star (Rs.)	Expense incurred on Campaign Materials (Rs.)	Expense incurred on Campaigning through electronic/print media (Rs.)	Expense incurred on Vehicles Used (Rs.)	Expense on Erection of gates, arches, banners etc (Rs.)	Expense on Visits of leaders to the constituency (Rs.)	Expense on Visit of other party functionaries (Rs.)	Expenses on campaign workers (Rs.)	Other misc expenses (Rs.)
125	O R KELU	WAYANAD	MANANTHAVADY	CPI(M)	13,60,885 13 Lacs+	11,48,465 11 Lacs+	0	0	69,500 69 Thou+	1,42,920 1 Lacs+	0	0	0	0	0
126	U R PRADEEP	THRISSUR	CHELAKKARA	CPI(M)	13,35,000 13 Lacs+	69,500 69 Thou+	0	5,01,750 5 Lacs+	8,550 8 Thou+	7,34,700 7 Lacs+	0	0	0	15,500 15 Thou+	5,000 5 Thou+
127	C RAVEENDRANATHAN	THRISSUR	PUTHUKKAD	CPI(M)	13,32,277 13 Lacs+	1,76,547 1 Lacs+	0	6,94,400 6 Lacs+	11,500 11 Thou+	3,86,250 3 Lacs+	0	0	0	63,580 63 Thou+	0
128	SABARINADHAN.K.S	THIRUVANANTHAPUR	ARUVIKKARA	INC	13,28,347 13 Lacs+	1,43,724 1 Lacs+	0	5,37,763 5 Lacs+	69,960 69 Thou+	3,79,900 3 Lacs+	0	0	0	1,97,000 1 Lacs+	0



S.No.	Name	District	Constituency	Party	Total expense declared (Rs.)	Expense incurred on Public Meetings and Processions without star (Rs.)	Expense incurred on Public Meetings and Processions with star (Rs.)	Expense incurred on Campaign Materials (Rs.)	Expense incurred on Campaigning through electronic/print media (Rs.)	Expense incurred on Vehicles Used (Rs.)	Expense on Erection of gates, arches, banners etc (Rs.)	Expense on Visits of leaders to the constituency (Rs.)	Expense on Visit of other party functionaries (Rs.)	Expenses on campaign workers (Rs.)	Other misc expenses (Rs.)
129	UMMER	MALAPPURAM	MANJERI	IUML	13,12,953 13 Lacs+	53,550 53 Thou+	0	8,18,703 8 Lacs+	0	3,65,100 3 Lacs+	0	0	0	8,500 8 Thou+	67,100 67 Thou+
130	JOY V	THIRUVANANTHAPUR	VARKALA	CPI(M)	12,99,636 12 Lacs+	0	41,900 41 Thou+	1,99,890 1 Lacs+	28,000 28 Thou+	6,26,000 6 Lacs+	0	0	0	3,64,700 3 Lacs+	39,146 39 Thou+
131	PRASENAN K D	PALAKKAD	ALATHUR	CPI(M)	12,59,498 12 Lacs+	3,61,683 3 Lacs+	1,62,760 1 Lacs+	4,53,483 4 Lacs+	16,853 16 Thou+	2,24,800 2 Lacs+	0	0	0	3,892 3 Thou+	36,027 36 Thou+
132	K. BABU	PALAKKAD	NENMARA	CPI(M)	12,58,707 12 Lacs+	1,54,530 1 Lacs+	0	6,68,250 6 Lacs+	78,612 78 Thou+	1,70,500 1 Lacs+	0	0	0	1,09,815 1 Lacs+	77,000 77 Thou+

Data in this Kit is presented in good faith, with an intention to inform voters. MLAs' Election Expenditure Affidavits from the CEO Website (<http://ceokerala.gov.in/>) is the source of this analysis.

Website:- [www.adrindia.org](http://www.adrindia.org), [www.myneta.info](http://www.myneta.info)

S.No.	Name	District	Constituency	Party	Total expense declared (Rs.)	Expense incurred on Public Meetings and Processions without star (Rs.)	Expense incurred on Public Meetings and Processions with star (Rs.)	Expense incurred on Campaign Materials (Rs.)	Expense incurred on Campaigning through electronic/print media (Rs.)	Expense incurred on Vehicles Used (Rs.)	Expense on Erection of gates, arches, banners etc (Rs.)	Expense on Visits of leaders to the constituency (Rs.)	Expense on Visit of other party functionaries (Rs.)	Expenses on campaign workers (Rs.)	Other misc expenses (Rs.)
133	T P RAMAKRISHNAN	KOZHIKODE	PERAMBRA	CPI(M)	11,63,996 11 Lacs+	88,135 88 Thou+	1,83,500 1 Lacs+	63,740 63 Thou+	6,09,375 6 Lacs+	72,200 72 Thou+	0	0	0	49,485 49 Thou+	97,561 97 Thou+
134	ABDUL HAMEED	MALAPPURAM	VALLIKUNNU	IUML	11,43,636 11 Lacs+	26,000 26 Thou+	25,700 25 Thou+	6,56,780 6 Lacs+	0	3,34,400 3 Lacs+	0	0	0	0	1,00,756 1 Lacs+
135	ACHUTHANANDAN	PALAKKAD	MALAMPUZHA	CPI(M)	**11,13,340 11 Lacs+	**41,510 41 Thou+	0	**8,09,955 8 Lacs+	**17,175 17 Thou+	**2,44,700 2 Lacs+	0	0	0	0	0
136	ANOOP JACOB	ERNAKULAM	PIRAVOM	Kerala Congress (Jacob)	10,25,554 10 Lacs+	6,19,630 6 Lacs+	0	4,05,924 4 Lacs+	0	0	0	0	0	0	0

Data in this Kit is presented in good faith, with an intention to inform voters. MLAs' Election Expenditure Affidavits from the CEO Website (<http://ceokerala.gov.in/>) is the source of this analysis.

Website:- [www.adrindia.org](http://www.adrindia.org), [www.myneta.info](http://www.myneta.info)

S.No.	Name	District	Constituency	Party	Total expense declared (Rs.)	Expense incurred on Public Meetings and Processions without star (Rs.)	Expense incurred on Public Meetings and Processions with star (Rs.)	Expense incurred on Campaign Materials (Rs.)	Expense incurred on Campaigning through electronic/print media (Rs.)	Expense incurred on Vehicles Used (Rs.)	Expense on Erection of gates, arches, banners etc (Rs.)	Expense on Visits of leaders to the constituency (Rs.)	Expense on Visit of other party functionaries (Rs.)	Expenses on campaign workers (Rs.)	Other misc expenses (Rs.)
137	VIJAYADAS	PALAKKAD	KONGAD	CPI(M)	7,85,800 7 Lacs+	47,868 47 Thou+	28,413 28 Thou+	4,24,241 4 Lacs+	10,000 10 Thou+	2,62,400 2 Lacs+	0	0	0	12,878 12 Thou+	0

**Table 12: Election expenses declared by MLAs in Kerala Assembly Elections, 2016: Full Details**

## Contact Details

### Kerala Election Watch

Mr T. Ravindran  
State Co-ordinator  
+91 93493 33458  
ravindran@transdot.net

### National Election Watch/Association for Democratic Reforms

<p><b>Media and Journalist Helpline</b></p> <p>+91 80103 94248 Email: <a href="mailto:adr@adrindia.org">adr@adrindia.org</a></p>	<p><b>Maj.Gen. Anil Verma (Retd.) Head</b></p> <p>National Election Watch, Association for Democratic Reforms 011 4165 4200, +91 88264 79910 adr@adrindia.org, <a href="mailto:anilverma@adrindia.org">anilverma@adrindia.org</a></p>	<p><b>Prof Jagdeep Chhokar IIM Ahmedabad (Retd.) Founder Member,</b></p> <p>National Election Watch, Association for Democratic Reforms +91 99996 20944 jchhokar@gmail.com</p>	<p><b>Prof Trilochan Sastry IIM Bangalore Founder Member,</b></p> <p>National Election Watch, Association for Democratic Reforms +91 94483 53285 trilochans@iimb.ernet.in</p>
--	---	--	---

## DISCLAIMER

All information about MLAs, in this report has been taken from the election expenditure statements filed by them and submitted to the Chief Electoral Officer, Kerala. **ADR does not add or subtract any information, unless the EC changes the data. In particular, no unverified information from any other source is used.** Copies of affidavits were obtained from the CEO's website (<http://www.ceo.kerala.gov.in/expenditureGE2016.html>) While all efforts have been made to ensure that the information is in keeping with what is mentioned in the election expenditure statements, in case of discrepancy between information in this report and that given in the election expenditure statements, the information reported in the election expenditure statements filed by MLAs should be treated as correct. Association for Democratic Reforms, Kerala Election Watch and their volunteers are not responsible or liable for any damage arising directly or indirectly from the publication of this report.

Data in this Kit is presented in good faith, with an intention to inform voters. MLAs' Election Expenditure Affidavits from the CEO Website (<http://ceokerala.gov.in/>) is the source of this analysis.  
Website:- [www.adrindia.org](http://www.adrindia.org), [www.myneta.info](http://www.myneta.info)