

Date: 12<sup>th</sup> November, 2020

## Analysis of Election Expenditure Statements of MLAs

### Sikkim Assembly Elections, 2019

**According to Section 78 of the Representation of the People Act, 1951, every contesting candidate has to lodge a true copy of his election expenses within 30 days from the date of declaration of result of election, with the District Election Officer in all States and Union Territories.** Sikkim Election Watch and Association for Democratic Reforms (ADR) have analyzed all 30 election expenditure statements submitted after the Sikkim Assembly Election 2019 for newly elected MLAs. The expenditure limit for the MLAs during the Sikkim Assembly elections was Rs. 20 lakhs. These election expense documents include *details of expenses on public meetings and processions, campaigning through electronic and print media, expense on campaign workers, expense on vehicles used and expense on campaign materials.*

#### **Recommendations:**

1. Each Winner is required to file his election expenditure statement within 30 days of the results of the elections, the deadline in case of the Sikkim Assembly Elections being the 22<sup>nd</sup> June 2019. However, it was observed that the election expenditure statements of the Winners were not uploaded on the CEO/DEO's website till significantly after the deadline. **It is recommended that the Abstract Expenditure Statement (Annexure E2) of the MLAs is uploaded on the website of the CEO within 72 hours of the receipt of the statement.**
2. The deadline for filing an election petition against any Winner is 45 days after the declaration of the results. Generally, MLAs submit their election expenditure statements towards the end of the 30 days given for submission of the statements. This leaves 15 days for any common citizen to file an election petition against any Winner. The deadline for filing an election petition should be increased in order to give the citizens time to scrutinize the election expenditure statements of the MLAs and gather the relevant documents/proof etc. for the election petition.
3. As has been instated in the filing of affidavits during the elections, the MLAs should not be allowed to keep any field blank on the Abstract Election Expenditure statement (Annexure E2) and Schedule 1 to 10. The statements must be filled in a legible format and overwriting of amounts in the statement should be discouraged.

## Table of Contents

<b>ANALYSIS OF ELECTION EXPENDITURE STATEMENTS OF MLAs SIKKIM ASSEMBLY ELECTIONS, 2019.....</b>	<b>1</b>
<b>SUMMARY AND HIGHLIGHTS OF ELECTION EXPENSES OF MLAs FROM THE SIKKIM ASSEMBLY 2019 ELECTIONS.....</b>	<b>4</b>
1. LESS THAN 50% OF THE LIMIT:.....	4
2. AVERAGE ELECTION EXPENSES:.....	4
3. PARTY-WISE AVERAGE ELECTION EXPENSES.....	4
4. TOP 3 MLAs WITH HIGHEST ELECTION EXPENSES.....	5
5. MLAs WITH LOWEST ELECTION EXPENSES.....	5
6. EXPENSE ON PUBLIC MEETING, RALLY, AND PROCESSIONS WITH STAR CAMPAIGNERS.....	6
7. EXPENSE ON PUBLIC MEETING, RALLY, AND PROCESSIONS WITHOUT STAR CAMPAIGNERS.....	6
8. EXPENSE ON CAMPAIGNING THROUGH ELECTRONIC/PRINT MEDIA.....	6
9. EXPENSE ON CAMPAIGN WORKERS.....	6
10. EXPENSE ON CAMPAIGN MATERIALS.....	6
11. EXPENSE ON CAMPAIGN VEHICLES.....	6
12. PARTY-WISE AVERAGE ELECTION EXPENSES ON PUBLIC MEETINGS, PROCESSIONS ETC. WITH STAR CAMPAIGNERS.....	7
13. PARTY-WISE AVERAGE ELECTION EXPENSES ON PUBLIC MEETINGS, PROCESSIONS ETC. WITHOUT STAR CAMPAIGNERS.....	8
14. PARTY WISE AVERAGE ELECTION EXPENSE OF MLAs ON CAMPAIGN MATERIALS.....	9
15. PARTY WISE AVERAGE ELECTION EXPENSE OF MLAs ON ELECTRONIC MEDIA.....	10
16. PARTY WISE AVERAGE ELECTION EXPENSE OF MLAs ON CAMPAIGN VEHICLES.....	11
17. PARTY WISE AVERAGE ELECTION EXPENSE OF MLAs ON CAMPAIGN WORKERS.....	12
<b>TOP 10 MLAs WITH HIGHEST DECLARED ELECTION EXPENSES IN 2019 SIKKIM ASSEMBLY ELECTIONS.....</b>	<b>13</b>
<b>10 MLAs WITH LOWEST ELECTION EXPENSES DECLARED.....</b>	<b>14</b>

Data in this Kit is presented in good faith, with an intention to inform voters. MLAs' Election Expenditure affidavits from the CEO Website (<https://ceosikkim.nic.in/>) is the source of this analysis. Website:- [www.adrindia.org](http://www.adrindia.org), [www.myneta.info](http://www.myneta.info)

<b>SUMMARY AND HIGHLIGHTS OF FUNDS RAISED BY MLAs IN THE SIKKIM ASSEMBLY 2019 ELECTIONS.....</b>	<b>15</b>
<b>AVERAGE SELF-FUNDS USED FOR ELECTION CAMPAIGN (PARTY-WISE).....</b>	<b>16</b>
<b>AVERAGE FUNDS RAISED FROM POLITICAL PARTIES (PARTY-WISE).....</b>	<b>16</b>
<b>AVERAGE FUNDS RAISED FROM OTHER SOURCES (PARTY-WISE).....</b>	<b>17</b>
<b>ELECTION EXPENSES DECLARED BY MLAs IN SIKKIM ASSEMBLY ELECTIONS, 2019: FULL DETAILS.....</b>	<b>17</b>
<b>DISCLAIMER.....</b>	<b>21</b>

## Summary and Highlights of Election Expenses of MLAs from the Sikkim Assembly 2019 Elections

1. **Less than 50% of the Limit:** Out of 30 MLAs analysed, 13 (**43%**) MLAs have declared election expenses of less than 50% of the expense limit in their constituency.
2. **Average Election Expenses:** Based on the election expense declarations of 30 MLAs from Sikkim Assembly, the average amount of money spent by them in the elections is **Rs 10.57 lakhs, which is 53% of the expense limit.**
3. **Party-wise Average Election Expenses:** The party wise average election expenses shows that the average spending for **16 MLAs from Sikkim Krantikari Morcha** is **Rs. 7.67 lakhs** (38.4% of the expense limit) and **14 SDF MLAs** have spent **Rs. 13.88 lakhs** (69.4% of the expense limit).

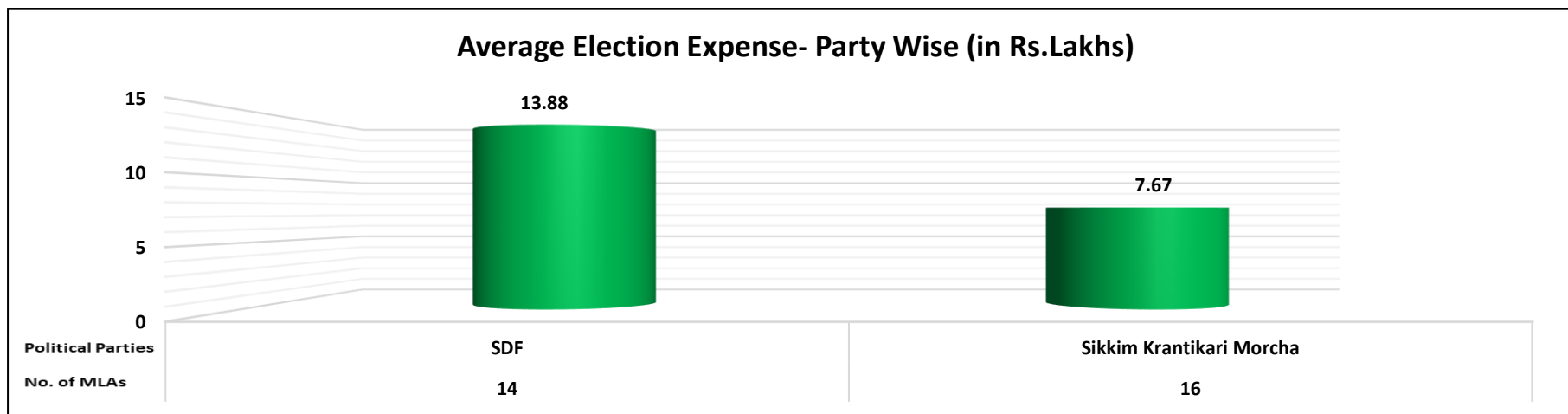


Figure 1: Party-wise Average Election Expenses (Rs.in lakhs)

Data in this Kit is presented in good faith, with an intention to inform voters. MLAs' Election Expenditure affidavits from the CEO Website (<https://ceosikkim.nic.in/>) is the source of this analysis. Website:- [www.adrindia.org](http://www.adrindia.org), [www.myneta.info](http://www.myneta.info)

S.No.	Party	No. of MLAs Analyzed	Average Limit (Rs.)	Average Election Expense (Rs.)	% of Average Limit
1	Sikkim Krantikari Morcha	16	20,00,000 20 Lacs+	7,67,903 7 Lacs+	38.4 %
2	SDF	14	20,00,000 20 Lacs+	13,88,190 13 Lacs+	69.4 %
Total		30	20,00,000 20 Lacs+	10,57,370 10 Lacs+	53 %

Table 1: Party-wise Average Expenses declared by MLAs

4. **Top 3 MLAs with highest Election Expenses:** The details of top 3 MLAs who have declared highest election expenses are given below:

S.No.	Name	District	Constituency	Party	Expense Limit (Rs.)	Total expenses incurred (Rs.)	% of limit reached
1	Karma Sonam Lepcha	West	Rinchenpong	SDF	20,00,000 20 Lacs+	19,36,260 19 Lacs+	97%
2	Pawan Chamling	South	Poklok-Kamrang	SDF	20,00,000 20 Lacs+	17,58,355 17 Lacs+	88%
3	Farwanti Tamang	South	Melli	SDF	20,00,000 20 Lacs+	17,46,136 17 Lacs+	87%

Table 2: Top 3 MLAs with highest election expenditure

5. **MLAs with lowest Election Expenses:** The details of 3 MLAs who have declared lowest election expenses are given below:

S.No.	Name	District	Constituency	Party	Expense Limit (Rs.)	Total expenses incurred (Rs.)	% of limit reached
1	Sonam Lama	Sangha	Sangha	Sikkim Krantikari Morcha	20,00,000 20 Lacs+	1,37,864 1 Lacs+	7%
2	Arun Kumar Upreti	East	Arithang	Sikkim Krantikari Morcha	20,00,000 20 Lacs+	2,81,592 2 Lacs+	14%

Data in this Kit is presented in good faith, with an intention to inform voters. MLAs' Election Expenditure affidavits from the CEO Website (<https://ceosikkim.nic.in/>) is the source of this analysis. Website:- [www.adrindia.org](http://www.adrindia.org), [www.myneta.info](http://www.myneta.info)

S.No.	Name	District	Constituency	Party	Expense Limit (Rs.)	Total expenses incurred (Rs.)	% of limit reached
3	Kunga Nima Lepcha	East	Shyari	Sikkim Krantikari Morcha	20,00,000 20 Lacs+	4,50,143 4 Lacs+	23%

**Table 3: 3 MLAs with lowest election expenditure**

6. **Expense on Public Meeting, Rally, and Processions with Star Campaigners:** Out of the 30 MLAs analyzed, **22 (73%) MLAs** have declared that **they have spent funds on** public meetings, processions etc. With star campaigners and **8 (27%) MLAs** have declared that **they have not spent any funds on** public meetings, processions etc. with star campaigners.
7. **Expense on Public Meeting, Rally, and Processions without Star Campaigners:** Out of the 30 MLAs analyzed, **28 (93%) MLAs** have declared that **they have spent funds on** public meetings, processions etc. Without star campaigners and **2 (7%) MLAs** have declared that **they have not spent any funds on** public meetings, processions etc. without star campaigners.
8. **Expense on Campaigning through electronic/print media:** 10(33%) MLAs have declared that **they have spent funds on** campaigning through electronic/print media and **20 (67%) MLAs** have declared that **they have not spent any funds on** campaigning through electronic/print media.
9. **Expense on Campaign Workers:** 16(53%) MLAs have declared that **they have spent funds on** campaign workers and **14 (47%) MLAs** have declared that **they have not spent any funds on** campaign workers.
10. **Expense on Campaign Materials.:** 11(37%) MLAs have declared that **they have spent funds on** campaign materials and **19(63%) MLAs** have declared that **they have not spent any funds on** campaign materials.
11. **Expense on Campaign Vehicles.:** 27(90%) MLAs have declared that **they have spent funds on** campaign vehicles and **3(10%) MLAs** have declared that **they have not spent funds on** campaign vehicles.

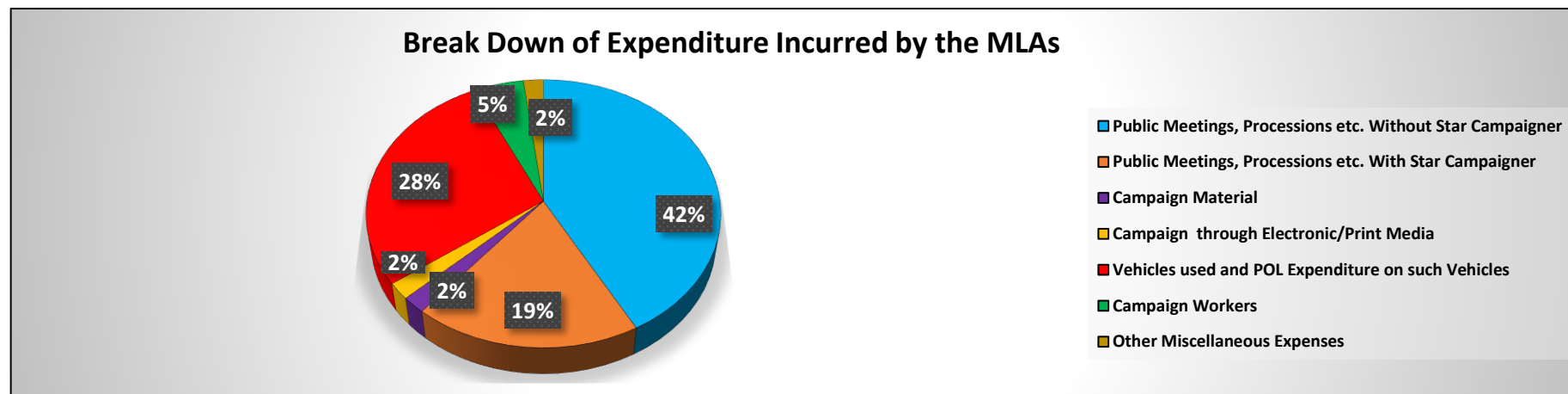


Figure 2: Break Down of Elections Expenses Incurred by MLAs

**12. Party-wise Average Election Expenses on Public Meetings, Processions etc. with Star Campaigners:**




Figure 3: Party-wise Average Expenses on Public Meetings, Processions etc. with Star Campaigners (Rs. in lakhs)

Data in this Kit is presented in good faith, with an intention to inform voters. MLAs' Election Expenditure affidavits from the CEO Website (<https://ceosikkim.nic.in/>) is the source of this analysis. Website:- [www.adrindia.org](http://www.adrindia.org), [www.myneta.info](http://www.myneta.info)

S.No.	Party	No. of MLAs Analyzed	Average Limit (Rs.)	Average Election Expense (Rs.)	Average Expense on Meetings, Processions etc with star campaigners (Rs.)	% of Average Expense on Meetings, Processions etc with star campaigners
1	Sikkim Krantikari Morcha	16	20,00,000 20 Lacs+	7,67,903 7 Lacs+	1,67,844 1 Lacs+	21.9 %
2	SDF	14	20,00,000 20 Lacs+	13,88,190 13 Lacs+	2,31,342 2 Lacs+	16.7 %
Total		30	20,00,000 20 Lacs+	10,57,370 10 Lacs+	1,97,476 1 Lacs+	19 %

Table 4: Party-wise Average Expenses on Public Meetings, Processions etc. with Star Campaigners

### 13. Party-wise Average Election Expenses on Public Meetings, Processions etc. without Star Campaigners:

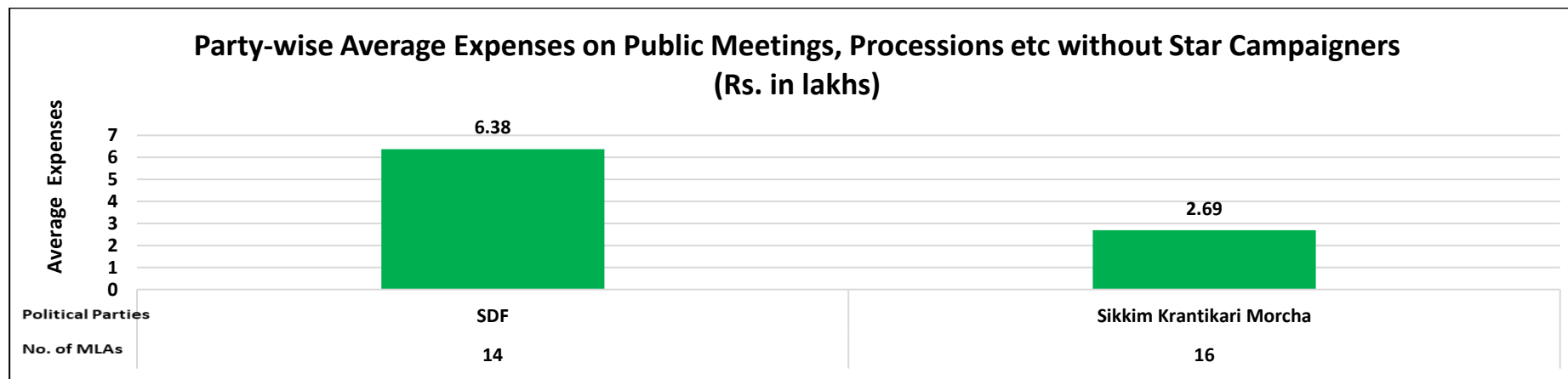


Figure 4: Party-wise Average Election Expenses on Public Meetings, Processions etc. without Star Campaigners (Rs.in lakhs)



S.No.	Party	No. of MLAs Analyzed	Average Limit (Rs.)	Average Election Expense (Rs.)	Average Expense on Meetings, Processions etc without star campaigners (Rs.)	% of Average Expense on Meetings, Processions etc without star campaigners
1	Sikkim Krantikari Morcha	16	20,00,000 20 Lacs+	7,67,903 7 Lacs+	2,69,746 2 Lacs+	35.1 %
2	SDF	14	20,00,000 20 Lacs+	13,88,190 13 Lacs+	6,38,117 6 Lacs+	46 %
<b>Total</b>		<b>30</b>	<b>20,00,000</b> <b>20 Lacs+</b>	<b>10,57,370</b> <b>10 Lacs+</b>	<b>4,41,652</b> <b>4 Lacs+</b>	<b>42 %</b>

Table 5: Party-wise Average Election Expenses on Public Meetings, Processions etc. without Star Campaigners

#### 14. Party Wise Average Election Expense of MLAs on Campaign Materials:

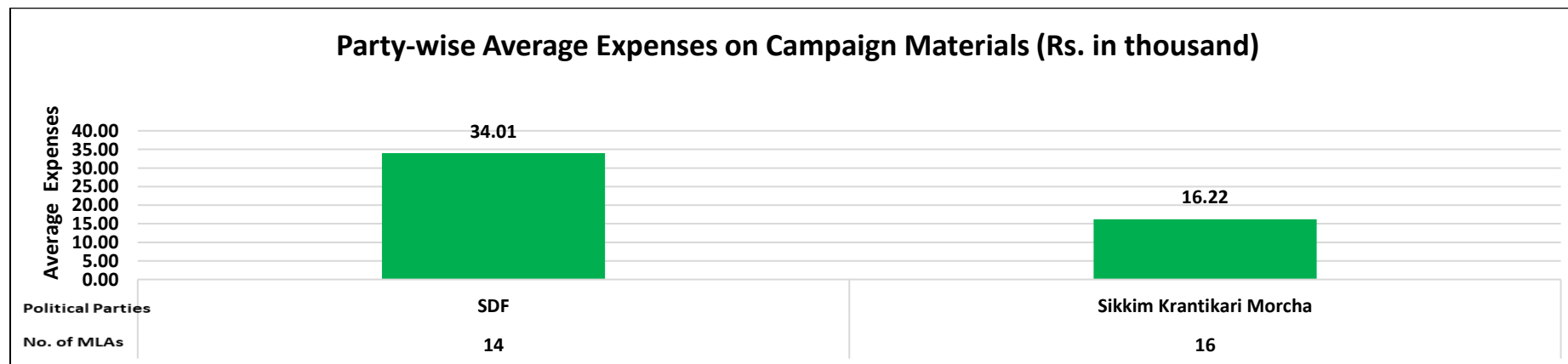


Figure 5: Party-wise Average Election Expenses on Campaign Materials (Rs.in thousand)

Data in this Kit is presented in good faith, with an intention to inform voters. MLAs' Election Expenditure affidavits from the CEO Website (<https://ceosikkim.nic.in/>) is the source of this analysis. Website:- [www.adrindia.org](http://www.adrindia.org), [www.myneta.info](http://www.myneta.info)

S.No.	Party	No. of MLAs Analyzed	Average Limit (Rs.)	Average Election Expense (Rs.)	Average Expense on Campaign Materials (Rs.)	% of Average Expense on Campaign Materials
1	Sikkim Krantikari Morcha	16	20,00,000 20 Lacs+	7,67,903 7 Lacs+	16,220 16 Thou+	2.1 %
2	SDF	14	20,00,000 20 Lacs+	13,88,190 13 Lacs+	34,013 34 Thou+	2.5 %
Total		30	20,00,000 20 Lacs+	10,57,370 10 Lacs+	24,523 24 Thou+	2 %

Table 6: Party-wise Average Election Expense of MLAs on Campaign Materials

### 15. Party Wise Average Election Expense of MLAs on Electronic Media:

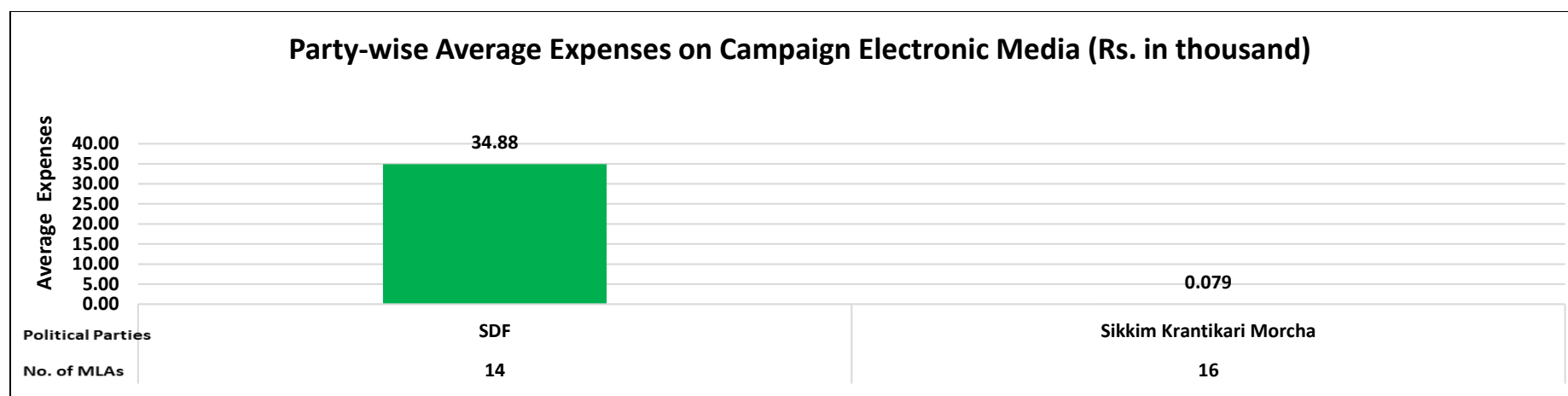


Figure 6: Party-wise Average Election Expenses on Campaign Electronic Media (Rs. in thousand)

S.No.	Party	No. of MLAs Analyzed	Average Limit (Rs.)	Average Election Expense (Rs.)	Average Expense on Electronic Media (Rs.)	% of Average Expense on Electronic Media
1	Sikkim Krantikari Morcha	16	20,00,000 20 Lacs+	7,67,903 7 Lacs+	79	0 %

Data in this Kit is presented in good faith, with an intention to inform voters. MLAs' Election Expenditure affidavits from the CEO Website (<https://ceosikkim.nic.in/>) is the source of this analysis. Website:- [www.adrindia.org](http://www.adrindia.org), [www.myneta.info](http://www.myneta.info)

S.No.	Party	No. of MLAs Analyzed	Average Limit (Rs.)	Average Election Expense (Rs.)	Average Expense on Electronic Media (Rs.)	% of Average Expense on Electronic Media
2	SDF	14	20,00,000 20 Lacs+	13,88,190 13 Lacs+	34,885 34 Thou+	2.5 %
	<b>Total</b>	<b>30</b>	<b>20,00,000 20 Lacs+</b>	<b>10,57,370 10 Lacs+</b>	<b>16,322 16 Thou+</b>	<b>2 %</b>

Table 7: Party-wise Average Election Expense of MLAs on Electronic Media

#### 16. Party Wise Average Election Expense of MLAs on Campaign Vehicles:

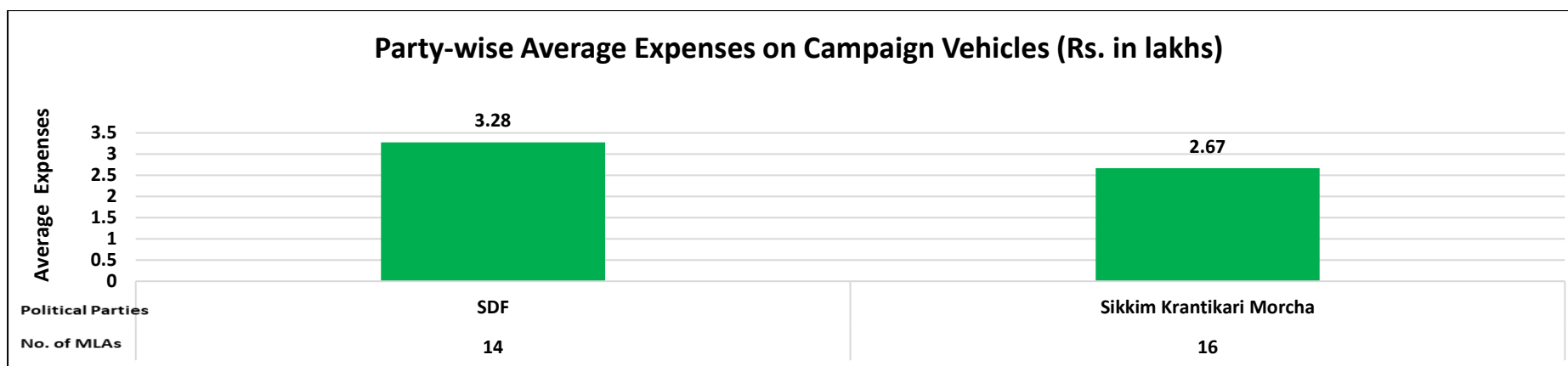


Figure 7: Party-wise Average Election Expenses on Campaign Vehicles (Rs. in lakhs)

S.No.	Party	No. of MLAs Analyzed	Average Limit (Rs.)	Average Election Expense (Rs.)	Average Expense on Campaign Vehicles (Rs.)	% of Average Expense on Campaign Vehicles
1	Sikkim Krantikari Morcha	16	20,00,000 20 Lacs+	7,67,903 7 Lacs+	2,67,224 2 Lacs+	34.8 %
2	SDF	14	20,00,000 20 Lacs+	13,88,190 13 Lacs+	3,28,922 3 Lacs+	23.7 %

Data in this Kit is presented in good faith, with an intention to inform voters. MLAs' Election Expenditure affidavits from the CEO Website (<https://ceosikkim.nic.in/>) is the source of this analysis. Website:- [www.adrindia.org](http://www.adrindia.org), [www.myneta.info](http://www.myneta.info)

S.No.	Party	No. of MLAs Analyzed	Average Limit (Rs.)	Average Election Expense (Rs.)	Average Expense on Campaign Vehicles (Rs.)	% of Average Expense on Campaign Vehicles
	Total	30	20,00,000 20 Lacs+	10,57,370 10 Lacs+	2,96,016 2 Lacs+	28 %

Table 8: Party-wise Average Election Expense of MLAs on Campaign Vehicles

### 17. Party Wise Average Election Expense of MLAs on Campaign Workers:

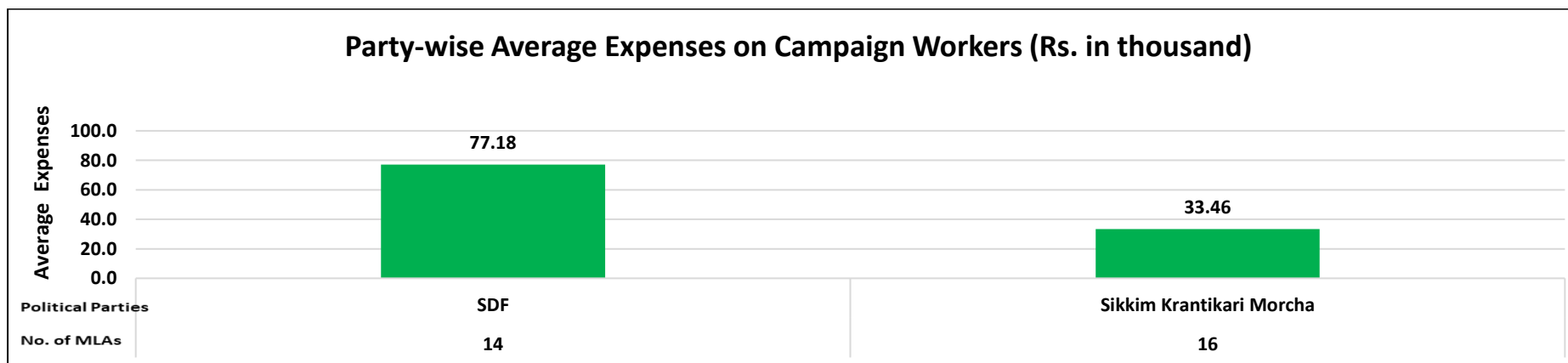


Figure 8: Party-wise Average Election Expenses on Campaign Workers (Rs. in thousand)

S.No.	Party	No. of MLAs Analyzed	Average Limit (Rs.)	Average Election Expense (Rs.)	Average Expense on Campaign Workers (Rs.)	% of Average Expense on Campaign Workers
1	Sikkim Krantikari Morcha	16	20,00,000 20 Lacs+	7,67,903 7 Lacs+	33,467 33 Thou+	4.4 %
2	SDF	14	20,00,000 20 Lacs+	13,88,190 13 Lacs+	77,187 77 Thou+	5.6 %
	Total	30	20,00,000 20 Lacs+	10,57,370 10 Lacs+	53,870 53 Thou+	5 %

Table 9: Party-wise Average Election Expense of MLAs on Campaign Workers

Data in this Kit is presented in good faith, with an intention to inform voters. MLAs' Election Expenditure affidavits from the CEO Website (<https://ceosikkim.nic.in/>) is the source of this analysis. Website:- [www.adrindia.org](http://www.adrindia.org), [www.myneta.info](http://www.myneta.info)

### Top 10 MLAs with highest declared election expenses in 2019 Sikkim Assembly Elections

S.No.	Name	District	Constituency	Party	Expenditure incurred by MLA			Expense Limit (Rs.)	Total expenses incurred (Rs.)	Difference between Total Expense incurred and Expense Limit (Rs.)	% of limit reached
					MLA/his election agent (Rs.)	By Political Party (Rs.)	Any other association/ body of persons/ individual (Rs.)				
1	Karma Sonam Lepcha	West	Rinchenpong	SDF	8,86,585	4,19,127	6,30,548	20,00,000 20 Lacs+	19,36,260 19 Lacs+	63,740 63 Thou+	97%
2	# Pawan Chamling	South	Poklok-Kamrang	SDF	13,88,296	3,70,059	0	20,00,000 20 Lacs+	17,58,355 17 Lacs+	2,41,645 2 Lacs+	88%
3	Farwanti Tamang	South	Melli	SDF	10,96,752	2,28,538	4,20,846	20,00,000 20 Lacs+	**17,46,136 17 Lacs+	2,53,864 2 Lacs+	87%
4	# Pawan Chamling	South	Namchi-Singhithang	SDF	15,29,284	2,11,284	0	20,00,000 20 Lacs+	17,40,568 17 Lacs+	2,59,432 2 Lacs+	87%
5	Pintso Namgyal Lepcha	North	Djongu	SDF	11,74,405	5,05,323	0	20,00,000 20 Lacs+	16,79,728 16 Lacs+	3,20,272 3 Lacs+	84%
6	Dorjee Tshering Lepcha	East	Martam-Rumtek	SDF	13,76,139	2,64,897	0	20,00,000 20 Lacs+	16,41,036 16 Lacs+	3,58,964 3 Lacs+	82%
7	Bishnu Kr Sharma	East	Rhenock	Sikkim Krantikari Morcha	14,88,549	0	0	20,00,000 20 Lacs+	14,88,549 14 Lacs+	5,11,451 5 Lacs+	74%
8	Tashi Thendup Bhutia	South	Barfung	SDF	8,84,917	76,289	5,23,885	20,00,000 20 Lacs+	14,85,091 14 Lacs+	5,14,909 5 Lacs+	74%
9	Ugen T. Gyatso Bhutia	South	Tumen-Lingi	SDF	11,19,543	2,82,961	0	20,00,000 20 Lacs+	14,02,504 14 Lacs+	5,97,496 5 Lacs+	70%
10	Samdup Lepcha	North	Lachen Mangan	Sikkim Krantikari Morcha	13,23,820	0	0	20,00,000 20 Lacs+	13,23,820 13 Lacs+	6,76,180 6 Lacs+	66%
11	Sanjeet Kharel	South	Namthang-Rateypa	Sikkim Krantikari Morcha	10,24,640	2,51,966	0	20,00,000 20 Lacs+	12,76,606 12 Lacs+	7,23,394 7 Lacs+	64%

Table 10: Top 10 highest expenses declared by MLAs

# Pawan Chamling MLA two Assembly Constituency

Data in this Kit is presented in good faith, with an intention to inform voters. MLAs' Election Expenditure affidavits from the CEO Website (<https://ceosikkim.nic.in/>) is the source of this analysis. Website:- [www.adrindia.org](http://www.adrindia.org), [www.myneta.info](http://www.myneta.info)

### 10 MLAs with lowest election expenses declared

S.No.	Name	District	Constituency	Party	Expenditure incurred by MLA			Expense Limit (Rs.)	Total expenses incurred (Rs.)	Difference between Total Expense incurred and Expense Limit (Rs.)	% of limit reached
					MLA/his election agent (Rs.)	By Political Party (Rs.)	Any other association/ body of persons/ individual (Rs.)				
1	Sonam Lama	Sangha	Sangha	Sikkim Krantikari Morcha	0	1,37,864	0	20,00,000 20 Lacs+	**1,37,864 1 Lacs+	18,62,136 18 Lacs+	7%
2	Arun Kumar Upreti	East	Arithang	Sikkim Krantikari Morcha	2,42,828	38,764	0	20,00,000 20 Lacs+	2,81,592 2 Lacs+	17,18,408 17 Lacs+	14%
3	Kunga Nima Lepcha	East	Shyari	Sikkim Krantikari Morcha	4,49,143	0	0	20,00,000 20 Lacs+	4,50,143 4 Lacs+	15,49,857 15 Lacs+	23%
4	Mani Kumar Sharma	East	Khamdong-Singtam	Sikkim Krantikari Morcha	3,01,115	1,76,628	0	20,00,000 20 Lacs+	4,77,743 4 Lacs+	15,22,257 15 Lacs+	24%
5	Lall Bahadur Das	East	West Pendam	Sikkim Krantikari Morcha	4,99,617	0	0	20,00,000 20 Lacs+	4,99,617 4 Lacs+	15,00,383 15 Lacs+	25%
6	Karma Loday Bhutia	North	Kabi Lungchuk	Sikkim Krantikari Morcha	5,31,030	0	0	20,00,000 20 Lacs+	5,31,030 5 Lacs+	14,68,970 14 Lacs+	27%
7	Dilliram Thapa	East	Upper Burtuk	SDF	4,98,555	0	0	20,00,000 20 Lacs+	5,40,000 5 Lacs+	14,60,000 14 Lacs+	27%
8	Sunita Gajmer	West	Salghari-Zoom	Sikkim Krantikari Morcha	1,59,351	2,89,116	1,95,885	20,00,000 20 Lacs+	6,44,352 6 Lacs+	13,55,648 13 Lacs+	32%
9	Aditya Golay Tamang	West	Soreong-Chakung	Sikkim Krantikari Morcha	86,820	3,73,227	2,28,669	20,00,000 20 Lacs+	6,88,716 6 Lacs+	13,11,284 13 Lacs+	34%
10	Mingma Norbu Sherpa	West	Daramdin	Sikkim Krantikari Morcha	89,700	3,35,795	3,08,650	20,00,000 20 Lacs+	7,34,145 7 Lacs+	12,65,855 12 Lacs+	37%

**Table 11: 10 lowest election expenses declared by MLAs**

*\*\*on total expenses value indicates that the MLA has not provided the total in their affidavits, it has been calculated on the basis of details provided by them in the same*

Data in this Kit is presented in good faith, with an intention to inform voters. MLAs' Election Expenditure affidavits from the CEO Website (<https://ceosikkim.nic.in/>) is the source of this analysis. Website:- [www.adrindia.org](http://www.adrindia.org), [www.myneta.info](http://www.myneta.info)

## Summary and Highlights of Funds Raised by MLAs in the Sikkim Assembly 2019 Elections

### Break-down of Sources of Funds Raised by MLAs

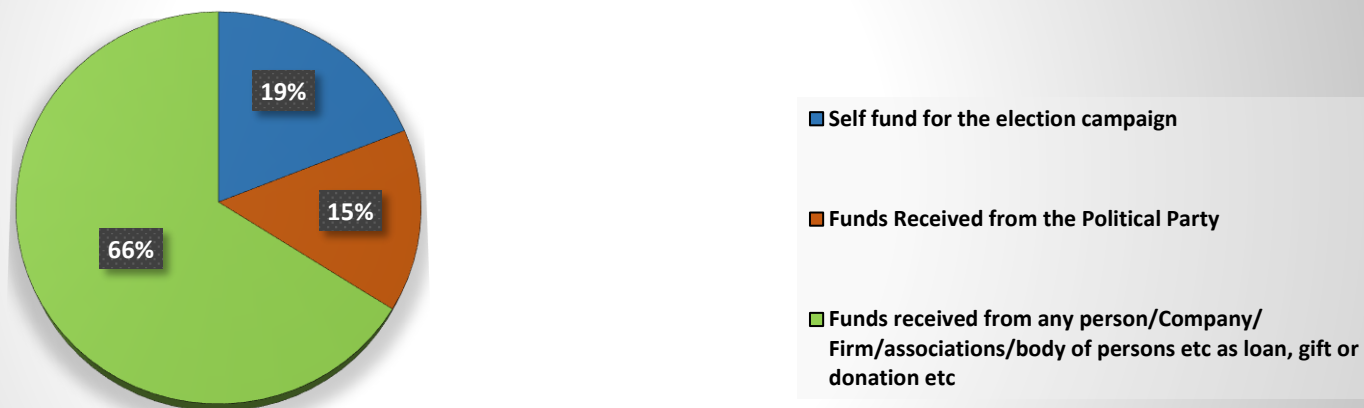


Figure 9: Percentage Break-down of Funds Raised by MLAs

1. **Percentage break-down of funds received by MLAs:** Out of the total funds received by MLAs, **15% funds** were raised from political parties, **19% were raised by MLAs themselves** and **66% funds were raised from other sources**.
2. **MLAs Who Raised Funds from Political Parties:** Out of the 30 MLAs analyzed, **15 (50%) MLAs** have declared that **they have received funds from political parties** and **15 (50%) MLAs** have declared that **they have not received any funds from political parties**.
3. **MLAs Who Raised Funds through any person/ company/ firm/ associations/ body of persons etc as loan, gift or donation etc:** Out of the 30 MLAs analyzed, **28(93%) MLAs** have declared that **they have received funds from any person/ company/ firm/ associations/ body of persons etc as loan, gift or donation etc.** and **2(7%) MLAs** have declared that **they have not received any funds from any person/ company/ firm/ associations/ body of persons etc as loan, gift or donation etc.**

Data in this Kit is presented in good faith, with an intention to inform voters. MLAs' Election Expenditure affidavits from the CEO Website (<https://ceosikkim.nic.in/>) is the source of this analysis. Website:- [www.adrindia.org](http://www.adrindia.org), [www.myneta.info](http://www.myneta.info)

4. **Self-funds used for election campaign:** Out of the 30 MLAs analyzed, **24(80%) MLAs** have declared that **they have used their own funds for their election campaign** and **6(20%) MLAs** have declared that **they have not used any of their own funds for their election campaign**
5. **Average funds raised from Political Parties (Party-wise):** On an average a MLA from **Sikkim Krantikari Morcha** raised **33.60%** and on an average a MLA from **SDF** raised **only 2.25%** of his/her election expense funds from the political party.
6. **Average funds raised through any person/company/firm/associations/body of persons etc as loan, gift or donation etc (Party-wise):** On an average a MLA from **Sikkim Krantikari Morcha** raised **33.79%** and on an average a MLA from **SDF** raised **12.14%** of his/her election expense funds from any person/ company/ firm/ associations/ body of persons etc. as loan, gift or donation.

#### **Average self-funds used for Election Campaign (Party-wise)**

S.No.	Party	No. of MLAs Analyzed	Average Total (Rs.)	Average Self Funds (Rs.)	% of Average Total
1	Sikkim Krantikari Morcha	16	4,89,956.18 4 Lacs+	3,13,315.37 3 Lacs+	63.94 %
2	SDF	14	12,52,552.78 12 Lacs+	6,79,525.07 6 Lacs+	54.25 %

Table 12: Average self-funds used for Election Campaign (Party-wise)

#### **Average funds raised from Political Parties (Party-wise)**

S.No.	Party	No. of MLAs Analyzed	Average Total (Rs.)	Average Party Funds (Rs.)	% of Average Total
1	Sikkim Krantikari Morcha	16	4,89,956.18 4 Lacs+	11,039.25 11 Thou+	2.25 %
2	SDF	14	12,52,552.78 12 Lacs+	4,20,884.85 4 Lacs+	33.60 %

Table 13: Average funds raised from Political Parties (Party-wise)

Data in this Kit is presented in good faith, with an intention to inform voters. MLAs' Election Expenditure affidavits from the CEO Website (<https://ceosikkim.nic.in/>) is the source of this analysis. Website:- [www.adrindia.org](http://www.adrindia.org), [www.myneta.info](http://www.myneta.info)



### Average funds raised from Other Sources (Party-wise)

S.No.	Party	No. of MLAs Analyzed	Average Total (Rs.)	Average Funds from other organizations and bodies (Rs.)	% of Average Total
1	Sikkim Krantikari Morcha	16	4,89,956.18 4 Lacs+	1,65,601.56 1 Lacs+	33.79 %
2	SDF	14	12,52,552.78 12 Lacs+	1,52,142.85 1 Lacs+	12.14 %

Table 14: Average funds raised from Other Sources (Party-wise)

### Election expenses declared by MLAs in Sikkim Assembly Elections, 2019: Full Details

S.No.	Name	District	Constituency	Party	Expenditure incurred by MLA			Expense Limit (Rs.)	Total expenses incurred (Rs.)	Difference between Total Expense incurred and Expense Limit (Rs.)	% of limit reached
					MLA/his election agent (Rs.)	By Political Party (Rs.)	Any other association/ body of persons/ individual (Rs.)				
1	Karma Sonam Lepcha	West	Rinchenpong	SDF	8,86,585	4,19,127	6,30,548	20,00,000 20 Lacs+	19,36,260 19 Lacs+	63,740 63 Thou+	97%
2	Pawan Chamling	South	Poklok-Kamrang	SDF	13,88,296	3,70,059	0	20,00,000 20 Lacs+	17,58,355 17 Lacs+	2,41,645 2 Lacs+	88%
3	Farwanti Tamang	South	Melli	SDF	10,96,752	2,28,538	4,20,846	20,00,000 20 Lacs+	**17,46,136 17 Lacs+	2,53,864 2 Lacs+	87%
4	Pawan Chamling	South	Namchi-Singhithang	SDF	15,29,284	2,11,284	0	20,00,000 20 Lacs+	17,40,568 17 Lacs+	2,59,432 2 Lacs+	87%
5	Pintso Namgyal Lepcha	North	Djongu	SDF	11,74,405	5,05,323	0	20,00,000 20 Lacs+	16,79,728 16 Lacs+	3,20,272 3 Lacs+	84%
6	Dorjee Tshering Lepcha	East	Martam-Rumtek	SDF	13,76,139	2,64,897	0	20,00,000 20 Lacs+	16,41,036 16 Lacs+	3,58,964 3 Lacs+	82%
7	Bishnu Kr Sharma	East	Rhenock	Sikkim Krantikari Morcha	14,88,549	0	0	20,00,000 20 Lacs+	14,88,549 14 Lacs+	5,11,451 5 Lacs+	74%

Data in this Kit is presented in good faith, with an intention to inform voters. MLAs' Election Expenditure affidavits from the CEO Website (<https://ceosikkim.nic.in/>) is the source of this analysis. Website:- [www.adrindia.org](http://www.adrindia.org), [www.myneta.info](http://www.myneta.info)

S.No.	Name	District	Constituency	Party	Expenditure incurred by MLA			Expense Limit (Rs.)	Total expenses incurred (Rs.)	Difference between Total Expense incurred and Expense Limit (Rs.)	% of limit reached
					MLA/his election agent (Rs.)	By Political Party (Rs.)	Any other association/ body of persons/ individual (Rs.)				
8	Tashi Thendup Bhutia	South	Barfung	SDF	8,84,917	76,289	5,23,885	20,00,000 20 Lacs+	14,85,091 14 Lacs+	5,14,909 5 Lacs+	74%
9	Ugen T. Gyatso Bhutia	South	Tumen-Lingi	SDF	11,19,543	2,82,961	0	20,00,000 20 Lacs+	14,02,504 14 Lacs+	5,97,496 5 Lacs+	70%
10	Samdup Lepcha	North	Lachen Mangan	Sikkim Krantikari Morcha	13,23,820	0	0	20,00,000 20 Lacs+	13,23,820 13 Lacs+	6,76,180 6 Lacs+	66%
11	Sanjeet Kharel	South	Namthang-Rateypani	Sikkim Krantikari Morcha	10,24,640	2,51,966	0	20,00,000 20 Lacs+	12,76,606 12 Lacs+	7,23,394 7 Lacs+	64%
12	Raj Kumari Thapa	South	Rangang-Yangang	SDF	9,64,732	2,12,641	65,625	20,00,000 20 Lacs+	12,42,998 12 Lacs+	7,57,002 7 Lacs+	62%
13	Gay Tshering Dhungel	East	Upper Tadong	SDF	10,30,120	1,61,512	0	20,00,000 20 Lacs+	11,91,632 11 Lacs+	8,08,368 8 Lacs+	60%
14	Krishna Bahadur Rai	East	Chujachen	SDF	9,30,762	2,40,313	0	20,00,000 20 Lacs+	11,71,075 11 Lacs+	8,28,925 8 Lacs+	59%
15	Dorjee Tshering Lepcha	East	Gnathang-Machong	SDF	8,94,478	2,43,300	0	20,00,000 20 Lacs+	11,37,778 11 Lacs+	8,62,222 8 Lacs+	57%
16	Sangay Lepcha	West	Yoksam-Tashiding	Sikkim Krantikari Morcha	1,80,659	3,02,837	5,56,016	20,00,000 20 Lacs+	10,39,512 10 Lacs+	9,60,488 9 Lacs+	52%
17	Bhim Hang Limboo	West	Yangthang	Sikkim Krantikari Morcha	0	3,01,837	7,35,885	20,00,000 20 Lacs+	10,37,722 10 Lacs+	9,62,278 9 Lacs+	52%
18	Lok Nath Sharma	West	Gyalsing-Bermyak	Sikkim Krantikari Morcha	2,53,136	3,22,730	2,74,860	20,00,000 20 Lacs+	8,50,726 8 Lacs+	11,49,274 11 Lacs+	43%
19	Bedu Singh Panth	South	Timi-Namphing	Sikkim Krantikari Morcha	2,48,958	1,85,024	3,90,325	20,00,000 20 Lacs+	8,24,307 8 Lacs+	11,75,693 11 Lacs+	41%
20	Em Prasad Sharma	East	Namcheybung	SDF	6,35,896	1,25,606	0	20,00,000 20 Lacs+	7,61,502 7 Lacs+	12,38,498 12 Lacs+	38%

Data in this Kit is presented in good faith, with an intention to inform voters. MLAs' Election Expenditure affidavits from the CEO Website (<https://ceosikkim.nic.in/>) is the source of this analysis. Website:- [www.adrindia.org](http://www.adrindia.org), [www.myneta.info](http://www.myneta.info)

S.No.	Name	District	Constituency	Party	Expenditure incurred by MLA			Expense Limit (Rs.)	Total expenses incurred (Rs.)	Difference between Total Expense incurred and Expense Limit (Rs.)	% of limit reached
					MLA/his election agent (Rs.)	By Political Party (Rs.)	Any other association/ body of persons/ individual (Rs.)				
21	Mingma Norbu Sherpa	West	Daramdin	Sikkim Krantikari Morcha	89,700	3,35,795	3,08,650	20,00,000 20 Lacs+	7,34,145 7 Lacs+	12,65,855 12 Lacs+	37%
22	Aditya Golay Tamang	West	Soreong-Chakung	Sikkim Krantikari Morcha	86,820	3,73,227	2,28,669	20,00,000 20 Lacs+	6,88,716 6 Lacs+	13,11,284 13 Lacs+	34%
23	Sunita Gajmer	West	Salghari-Zoom	Sikkim Krantikari Morcha	1,59,351	2,89,116	1,95,885	20,00,000 20 Lacs+	6,44,352 6 Lacs+	13,55,648 13 Lacs+	32%
24	Dilliram Thapa	East	Upper Burtuk	SDF	4,98,555	0	0	20,00,000 20 Lacs+	5,40,000 5 Lacs+	14,60,000 14 Lacs+	27%
25	Karma Loday Bhutia	North	Kabi Lungchuk	Sikkim Krantikari Morcha	5,31,030	0	0	20,00,000 20 Lacs+	5,31,030 5 Lacs+	14,68,970 14 Lacs+	27%
26	Lall Bahadur Das	East	West Pendam	Sikkim Krantikari Morcha	4,99,617	0	0	20,00,000 20 Lacs+	4,99,617 4 Lacs+	15,00,383 15 Lacs+	25%
27	Mani Kumar Sharma	East	Khamdong-Singtam	Sikkim Krantikari Morcha	3,01,115	1,76,628	0	20,00,000 20 Lacs+	4,77,743 4 Lacs+	15,22,257 15 Lacs+	24%
28	Kunga Nima Lepcha	East	Shyari	Sikkim Krantikari Morcha	4,49,143	0	0	20,00,000 20 Lacs+	4,50,143 4 Lacs+	15,49,857 15 Lacs+	23%
29	Arun Kumar Upreti	East	Arithang	Sikkim Krantikari Morcha	2,42,828	38,764	0	20,00,000 20 Lacs+	2,81,592 2 Lacs+	17,18,408 17 Lacs+	14%
30	Sonam Lama	Sangha	Sangha	Sikkim Krantikari Morcha	0	1,37,864	0	20,00,000 20 Lacs+	**1,37,864 1 Lacs+	18,62,136 18 Lacs+	7%

**Table 15: Election expenses declared by MLAs in Sikkim Assembly Elections, 2019: Full Details**

*\*\*on total expenses value indicates that the MLA has not provided the total in their affidavits, it has been calculated on the basis of details provided by them in the same*



## To Get Information About Candidates/Parties/MPs/MLAs/Corporators/PILs in courts

Give us missed call on: **8367797004**

Journalist Helpline no: **8010394248**

Subscribe to ADR on **WhatsApp**  
for updates: **7840067840**

Visit: **www.myneta.info, www.adrindia.org**

Email: **adr@adrindia.org**

Send SMS: **Myneta <pincode or constituency>**  
**to 56263 or 9246022211**

To contact ADR State Partners, visit:  
**<https://adrindia.org/about-adr/state-coordinators>**

### Social Media

 /myneta.info   
  /adrindia.org   
  @adrspeaks   
  /adrspeaks   
  /adrspeaks  
 <https://in.linkedin.com/company/association-of-democratic-reforms-adr->

### Our Websites

**www.adrindia.org**

Provides detailed analytical reports of Lok Sabha, State Assemblies, local body elections & financial reports of political parties & ongoing PILs in courts

**www.myneta.info**

Provides full information of criminal cases, asset, liability and education details declared by candidates in the self sworn affidavits

### Android Apps

**Myneta:** The criminal, financial, educational & other background information self declared by candidates in their affidavits during elections is now available on your mobile phones.

**Election Watch Reporter:** This app provides a tool to the citizens to capture violations of election related laws & the code of conduct.

**Both the applications are available on Google Play Store**

### Office Address

Association for Democratic Reforms  
T-95, CL House, Second Floor,  
Near Gulmohar Commercial Complex, Gautam Nagar,  
Landmark: Green Park Metro Station (GN exit),  
New Delhi-110 049,  
Tel.: 011- 41654200, Fax: 011 - 46094248

## Contact Details

### National Election Watch/Association for Democratic Reforms

<p><b>Media and Journalist Helpline</b></p> <p>+91 80103 94248 Email: <a href="mailto:adr@adrindia.org">adr@adrindia.org</a></p>	<p><b>Maj.Gen. Anil Verma (Retd)</b> <b>Head</b></p> <p>National Election Watch, Association for Democratic Reforms 011 4165 4200, +91 88264 79910 <a href="mailto:adr@adrindia.org">adr@adrindia.org</a>, <a href="mailto:anilverma@adrindia.org">anilverma@adrindia.org</a></p>	<p><b>Prof Jagdeep Chhokar</b> <b>IIM Ahmedabad (Retd.)</b> <b>Founder Member,</b></p> <p>National Election Watch, Association for Democratic Reforms +91 99996 20944 <a href="mailto:jchhokar@gmail.com">jchhokar@gmail.com</a></p>	<p><b>Prof Trilochan Sastry</b> <b>IIM Bangalore</b> <b>Founder Member,</b></p> <p>National Election Watch, Association for Democratic Reforms +91 94483 53285 <a href="mailto:tsastry@gmail.com">tsastry@gmail.com</a></p>
--	---	--	---

## DISCLAIMER

All information about MLAs, in this report has been taken from the election expenditure statements filed by them and submitted to the Chief Electoral Officer, Sikkim. **ADR does not add or subtract any information, unless the EC changes the data. In particular, no unverified information from any other source is used.** Copies of affidavits were obtained from the CEO's website (<https://ceosikkim.nic.in/>) While all efforts have been made to ensure that the information is in keeping with what is mentioned in the election expenditure statements, in case of discrepancy between information in this report and that given in the election expenditure statements, the information reported in the election expenditure statements filed by MLAs should be treated as correct. Association for Democratic Reforms, Sikkim Election Watch and their volunteers are not responsible or liable for any damage arising directly or indirectly from the publication of this report.