

Date: 5<sup>th</sup> June, 2020

## **Analysis of Election Expenditure Statements of MLAs**

### **Odisha Assembly Elections, 2019**

**According to Section 78 of the Representation of the People Act, 1951, every contesting Winner has to lodge a true copy of his election expenses within 30 days from the date of declaration of result of election, with the District Election Officer in all States and Union Territories.** Odisha Election Watch and Association for Democratic Reforms (ADR) have analyzed all 147 election expenditure statements submitted after the Odisha 2019 Assembly for newly elected MLAs. The expenditure limit for the MLAs during the Odisha Assembly elections was Rs.28 lakhs. These election expense documents include *details of expenses on public meeting and processions, campaigning through electronic and print media, expense on campaign workers, expense on vehicles used and expense on campaign materials.*

#### **Recommendations:**

1. Each Winner is required to file his election expenditure statement within 30 days of the results of the elections, the deadline in case of the Odisha Assembly Elections being the 22<sup>nd</sup> June 2019. However, it was observed that the election expenditure statements of the Winners were not uploaded on the CEO/DEO's website till significantly after the deadline. **It is recommended that the Abstract Expenditure Statement (Annexure 15) of the MLAs is uploaded on the website of the CEO within 72 hours of the receipt of the statement.**
2. The deadline for filing an election petition against any Winner is 45 days after the declaration of the results. Generally, MLAs submit their election expenditure statements towards the end of the 30 days given for submission of the statements. This leaves 15 days for any common citizen to file an election petition against any Winner. The deadline for filing an election petition should be increased in order to give the citizens time to scrutinize the election expenditure statements of the MLAs and gather the relevant documents/proof etc. for the election petition.
3. As has been instated in the filing of affidavits during the elections, the MLAs should not be allowed to keep any field blank on the Abstract Election Expenditure statement (Annexure 15) and Schedule 1 to 10. The statements must be filled in a legible format and overwriting of amounts in the statement should be discouraged.

Data in this Kit is presented in good faith, with an intention to inform voters. MLAs' Election Expenditure affidavits from the CEO Website (<http://ceoodisha.nic.in>) is the source of this analysis. Website:- [www.adrindia.org](http://www.adrindia.org), [www.myneta.info](http://www.myneta.info)

## Table of Contents

<b>ANALYSIS OF ELECTION EXPENDITURE STATEMENTS OF MLAs ODISHA ASSEMBLY ELECTIONS, 2019.....</b>	<b>1</b>
<b>SUMMARY AND HIGHLIGHTS OF ELECTION EXPENSES OF MLAs FROM THE ODISHA ASSEMBLY 2019 ELECTIONS.....</b>	<b>4</b>
1. LESS THAN 50% OF THE LIMIT:.....	4
2. AVERAGE ELECTION EXPENSES:.....	4
3. PARTY-WISE AVERAGE ELECTION EXPENSES.....	4
4. TOP 3 MLAs WITH HIGHEST ELECTION EXPENSES.....	5
5. MLAs WITH LOWEST ELECTION EXPENSES.....	6
6. EXPENSE ON PUBLIC MEETING, RALLY, AND PROCESSIONS WITH STAR CAMPAIGNERS.....	6
7. EXPENSE ON PUBLIC MEETING, RALLY, AND PROCESSIONS WITHOUT STAR CAMPAIGNERS.....	6
8. EXPENSE ON CAMPAIGNING THROUGH ELECTRONIC/PRINT MEDIA.....	6
9. EXPENSE ON CAMPAIGN WORKERS.....	6
10. EXPENSE ON CAMPAIGN MATERIALS.....	6
11. EXPENSE ON CAMPAIGN VEHICLES.....	7
12. PARTY-WISE AVERAGE EXPENSES ON PUBLIC MEETINGS, PROCESSIONS ETC. WITH STAR CAMPAIGNERS.....	8
13. PARTY-WISE AVERAGE EXPENSES ON PUBLIC MEETINGS, PROCESSIONS ETC. WITHOUT STAR CAMPAIGNERS.....	9
14. PARTY WISE AVERAGE ELECTION EXPENSE OF MLAs ON CAMPAIGN MATERIALS.....	10
15. PARTY WISE AVERAGE ELECTION EXPENSE OF MLAs ON ELECTRONIC MEDIA.....	11
16. PARTY WISE AVERAGE ELECTION EXPENSE OF MLAs ON CAMPAIGN VEHICLES.....	12
17. PARTY WISE AVERAGE ELECTION EXPENSE OF MLAs ON CAMPAIGN WORKERS.....	13
<b>TOP 10 MLAs WITH HIGHEST DECLARED ELECTION EXPENSES IN 2019 ODISHA ASSEMBLY ELECTIONS.....</b>	<b>14</b>
<b>10 MLAs WITH LOWEST ELECTION EXPENSES DECLARED.....</b>	<b>15</b>

<b>SUMMARY AND HIGHLIGHTS OF FUNDS RAISED BY MLAs IN THE ODISHA ASSEMBLY 2019 ELECTIONS.....</b>	<b>16</b>
<b>AVERAGE SELF-FUNDS USED FOR ELECTION CAMPAIGN (PARTY-WISE).....</b>	<b>17</b>
<b>AVERAGE FUNDS RAISED FROM POLITICAL PARTIES (PARTY-WISE).....</b>	<b>18</b>
<b>AVERAGE FUNDS RAISED FROM OTHER SOURCES (PARTY-WISE).....</b>	<b>18</b>
<b>ELECTION EXPENSES DECLARED BY MLAs IN ODISHA ASSEMBLY ELECTIONS, 2019: FULL DETAILS.....</b>	<b>19</b>
<b>CONTACT DETAILS.....</b>	<b>31</b>
<b>DISCLAIMER.....</b>	<b>31</b>

## Summary and Highlights of Election Expenses of MLAs from the Odisha Assembly 2019 Elections

1. **Less than 50% of the Limit:** Out of 147 MLAs analysed, 15 (**10%**) MLAs have declared election expenses of less than 50% of the expense limit in their constituency.
2. **Average Election Expenses:** Based on the election expense declarations of 147 MLAs from Odisha Assembly, the average amount of money spent by them in the elections is **Rs18.72 lakhs, which is 67% of the expense limit.**
3. **Party-wise Average Election Expenses:** The party wise average election expenses shows that the average spending for **113 MLAs from BJD is Rs18.95 lakhs** (67.7% of the expense limit). For **23 MLAs from BJP**, the average election expenditure is **Rs18.42 lakhs** (65.8% of the expense limit), the average election expenditure for **9 MLAs from INC** is **Rs.17.18 lakhs** (61.4% of the expense limit), for **1 MLA from CPI(M)** has spent **Rs26.83 lakhs** (95.9% of the expense limit) and **1 Independent MLA** has spent **Rs5.29 lakhs** (18.9% of the expense limit).

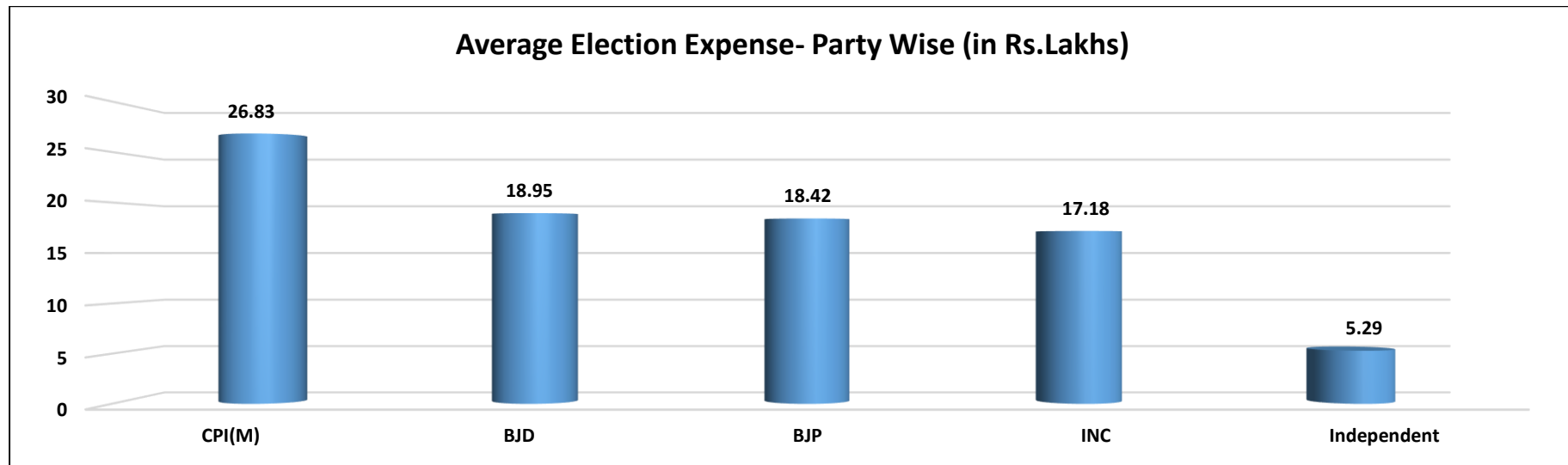


Figure 1: Party-wise Average Election Expenses (Rs.in lakhs)

Data in this Kit is presented in good faith, with an intention to inform voters. MLAs' Election Expenditure affidavits from the CEO Website (<http://ceoodisha.nic.in>) is the source of this analysis. Website:- [www.adrindia.org](http://www.adrindia.org), [www.myneta.info](http://www.myneta.info)

S.No.	Party	No. of Winners Analyzed	Average Limit (Rs.)	Average Election Expense (Rs.)	% of Average Limit
1	BJD	113	28,00,000 28 Lacs+	18,95,557 18 Lacs+	67.7 %
2	BJP	23	28,00,000 28 Lacs+	18,42,902 18 Lacs+	65.8 %
3	INC	9	28,00,000 28 Lacs+	17,18,513 17 Lacs+	61.4 %
4	CPI(M)	1	28,00,000 28 Lacs+	26,83,891 26 Lacs+	95.9 %
5	IND	1	28,00,000 28 Lacs+	5,29,316 5 Lacs+	18.9 %
<b>Total</b>		<b>147</b>	<b>28,00,000</b> <b>28 Lacs+</b>	<b>18,72,548</b> <b>18 Lacs+</b>	<b>67 %</b>

**Table 1: Party-wise Average Expenses declared by MLAs**

4. **Top 3 MLAs with highest Election Expenses:** The details of top 3 MLAs who have declared highest election expenses are given below:

S.No.	Name	District	Constituency	Party	Expense Limit (Rs.)	Total expenses incurred (Rs.)	% of limit reached
1	Laxman Munda	Sundargarh	Bonai	CPI(M)	28,00,000 28 Lacs+	26,83,891 26 Lacs+	96%
2	Sri Bhaskar Madhei	Mayurbhanj	Udala	BJP	28,00,000 28 Lacs+	26,63,548 26 Lacs+	95%
3	Simarani Nayak	Dhenkanal	Hindol	BJD	28,00,000 28 Lacs+	26,03,632 26 Lacs+	93%

**Table 2: Top 3 MLAs with highest election expenditure**

Data in this Kit is presented in good faith, with an intention to inform voters. MLAs' Election Expenditure affidavits from the CEO Website (<http://ceoodisha.nic.in>) is the source of this analysis. Website:- [www.adrindia.org](http://www.adrindia.org), [www.myneta.info](http://www.myneta.info)

5. **MLAs with lowest Election Expenses:** The details of top 3 MLAs who have declared lowest election expenses are given below:

S.No.	Name	District	Constituency	Party	Expense Limit (Rs.)	Total expenses incurred (Rs.)	% of limit reached
1	Makaranda Muduli	Raygada	Rayagada	IND	28,00,000 28 Lacs+	5,29,316 5 Lacs+	19%
2	Adhiraj Mohan Panigrahi	Nuapada	Khariar	INC	28,00,000 28 Lacs+	6,91,227 6 Lacs+	25%
s3	Sarada Prasad Nayak	Sundargarh	Rourkela	BJD	28,00,000 28 Lacs+	8,34,152 8 Lacs+	30%

Table 3: Top 3 MLAs with lowest election expenditure

6. **Expense on Public Meeting, Rally, and Processions with Star Campaigners:** Out of the 147 MLAs analyzed, **100 (68%) MLAs** have declared that **they have spent amount on** public meetings, processions etc. with star campaigners and **47 (32%) MLAs** have declared that **they have not spent any amount on** public meetings, processions etc. with star campaigners.
7. **Expense on Public Meeting, Rally, and Processions without Star Campaigners:** Out of the 147 MLAs analyzed, **144 (98%) MLAs** have declared that **they have spent amount on** public meetings, processions etc. without star campaigners and **3 (2%) MLAs** have declared that **they have not spent any amount on** public meetings, processions etc. without star campaigners.
8. **Expense on Campaigning through electronic/print media:** **47(32%) MLAs** have declared that **they have spent amount on** campaigning through electronic/print media and **100 (68%) MLAs** have declared that **they have not spent any amount on** campaigning through electronic/print media.
9. **Expense on Campaign Workers:** **141(96%) MLAs** have declared that **they have spent amount on** campaign workers and **6 (4%) MLAs** have declared that **they have not spent any amount on** campaign workers.
10. **Expense on Campaign Materials.:** **125(85%) MLAs** have declared that **they have spent amount on** campaign materials and **22(15%) MLAs** have declared that **they have not spent any amount on** campaign materials.

**11. Expense on Campaign Vehicles.:** 145(99%) MLAs have declared that they have spent amount on campaign vehicles and 2(1%) MLAs have declared that they have not spent any amount on campaign vehicles.

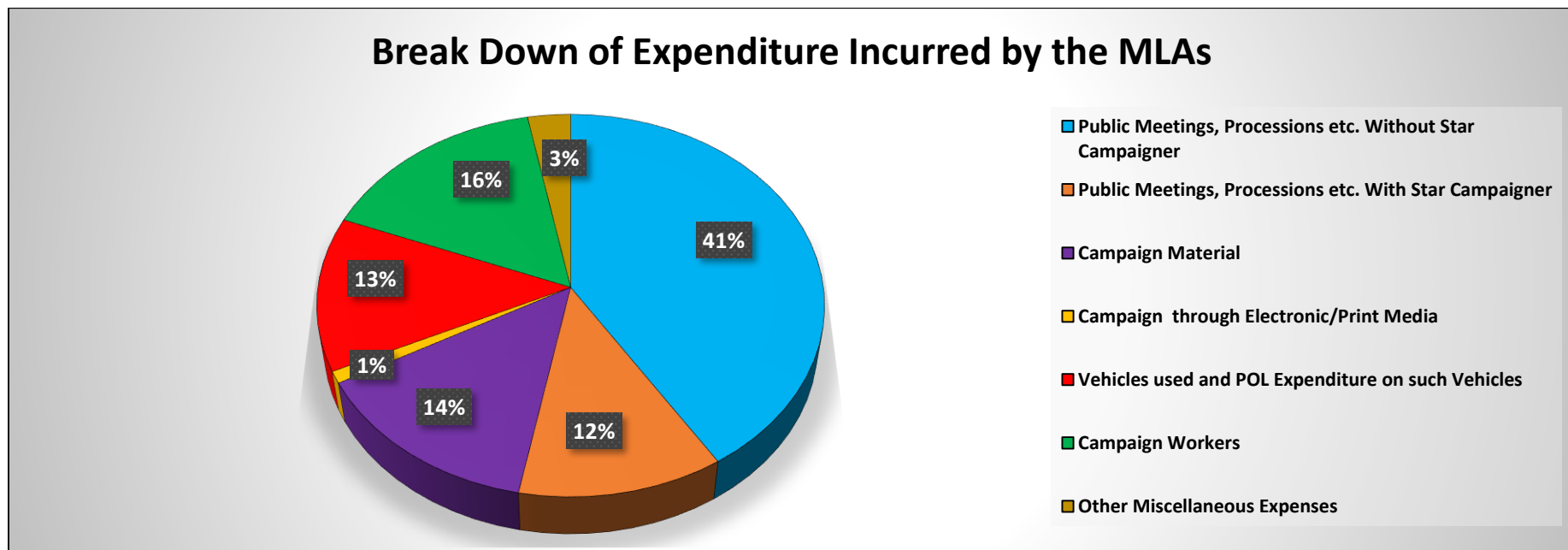


Figure 2: Break Down of Elections Expenses Incurred by MLAs

Data in this Kit is presented in good faith, with an intention to inform voters. MLAs' Election Expenditure affidavits from the CEO Website (<http://ceoodisha.nic.in>) is the source of this analysis. Website:- [www.adrindia.org](http://www.adrindia.org), [www.myneta.info](http://www.myneta.info)

## 12. Party-wise Average Election Expenses on Public Meetings, Processions etc. with Star Campaigners:

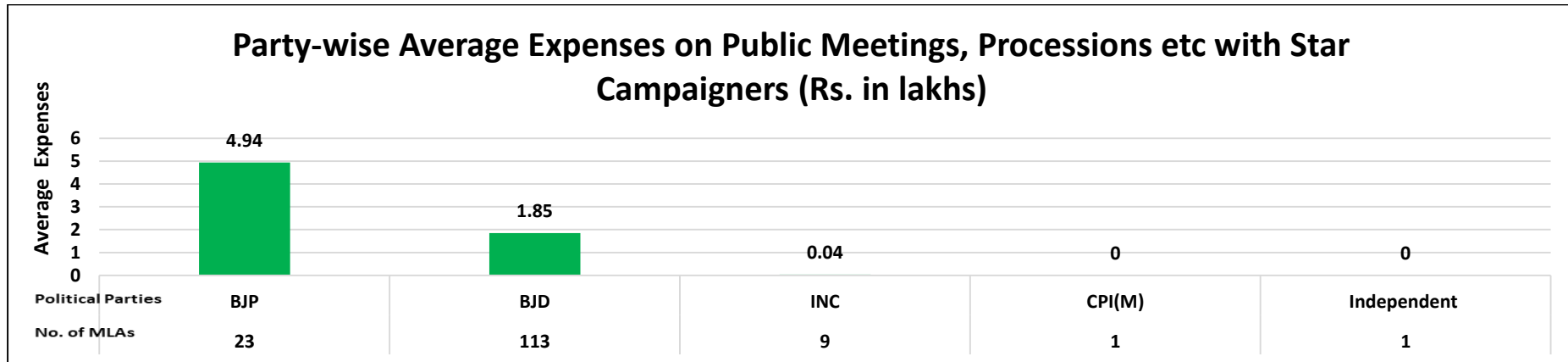


Figure 3: Party-wise Average Expenses on Public Meetings, Processions etc. with Star Campaigners (Rs. in lakhs)

S.No.	Party	No. of MLAs Analyzed	Average Limit (Rs.)	Average Election Expense (Rs.)	Average Expense on Meetings, Processions etc with star campaigners (Rs.)	% of Average Expense on Meetings, Processions etc with star campaigners
1	BJD	113	28,00,000 28 Lacs+	18,95,557 18 Lacs+	1,85,749 1 Lacs+	9.8 %
2	BJP	23	28,00,000 28 Lacs+	18,42,902 18 Lacs+	4,94,322 4 Lacs+	26.8 %
3	INC	9	28,00,000 28 Lacs+	17,18,513 17 Lacs+	4,034 4 Thou+	0.2 %
4	IND	1	28,00,000 28 Lacs+	5,29,316 5 Lacs+	0	0 %
5	CPI(M)	1	28,00,000 28 Lacs+	26,83,891 26 Lacs+	0	0 %
<b>Total</b>		<b>147</b>	<b>28,00,000 28 Lacs+</b>	<b>18,72,548 18 Lacs+</b>	<b>2,20,377 2 Lacs+</b>	<b>12 %</b>

Table 4: Party-wise Average Expenses on Public Meetings, Processions etc. with Star Campaigners

Data in this Kit is presented in good faith, with an intention to inform voters. MLAs' Election Expenditure affidavits from the CEO Website (<http://ceoodisha.nic.in>) is the source of this analysis. Website:- [www.adrindia.org](http://www.adrindia.org), [www.myneta.info](http://www.myneta.info)

### 13. Party-wise Average Election Expenses on Public Meetings, Processions etc. without Star Campaigners:

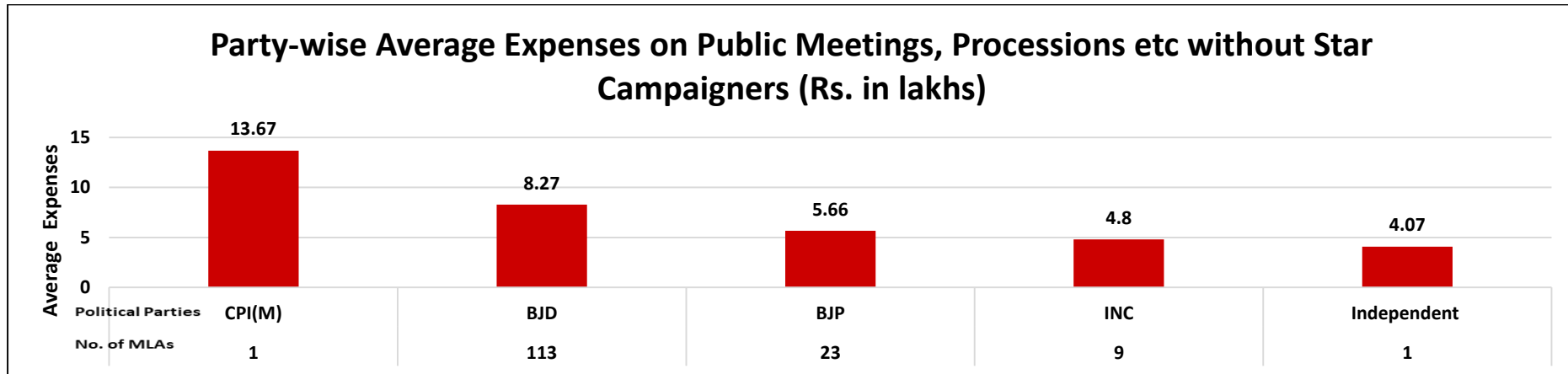


Figure 4: Party-wise Average Election Expenses on Public Meetings, Processions etc. without Star Campaigners (Rs.in lakhs)

S.No.	Party	No. of MLAs Analyzed	Average Limit (Rs.)	Average Election Expense (Rs.)	Average Expense on Meetings, Processions etc without star campaigners (Rs.)	% of Average Expense on Meetings, Processions etc without star campaigners
1	BJD	113	28,00,000 28 Lacs+	18,95,557 18 Lacs+	8,27,476 8 Lacs+	43.7 %
2	BJP	23	28,00,000 28 Lacs+	18,42,902 18 Lacs+	5,66,956 5 Lacs+	30.8 %
3	INC	9	28,00,000 28 Lacs+	17,18,513 17 Lacs+	4,80,694 4 Lacs+	28 %
4	IND	1	28,00,000 28 Lacs+	5,29,316 5 Lacs+	4,07,410 4 Lacs+	77 %
5	CPI(M)	1	28,00,000 28 Lacs+	26,83,891 26 Lacs+	13,67,810 13 Lacs+	51 %
Total		147	28,00,000 28 Lacs+	18,72,548 18 Lacs+	7,66,301 7 Lacs+	41 %

Table 5: Party-wise Average Election Expenses on Public Meetings, Processions etc. without Star Campaigners

Data in this Kit is presented in good faith, with an intention to inform voters. MLAs' Election Expenditure affidavits from the CEO Website (<http://ceoodisha.nic.in>) is the source of this analysis. Website:- [www.adrindia.org](http://www.adrindia.org), [www.myneta.info](http://www.myneta.info)

#### 14. Party Wise Average Election Expense of MLAs on Campaign Materials:

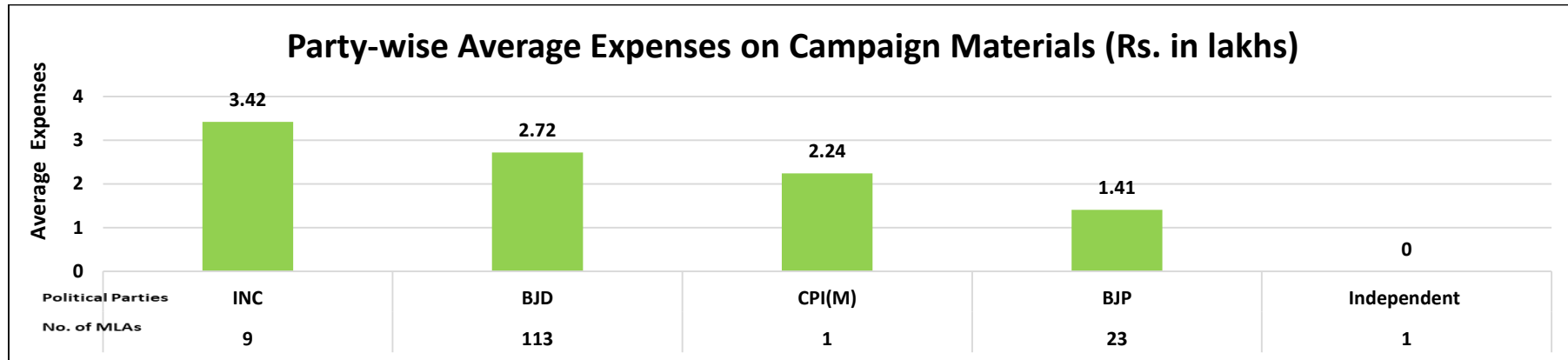


Figure 5: Party-wise Average Election Expenses on Campaign Materials (Rs.in lakhs)

S.No.	Party	No. of MLAs Analyzed	Average Limit (Rs.)	Average Election Expense (Rs.)	Average Expense on Campaign Materials (Rs.)	% of Average Expense on Campaign Materials
1	BJD	113	28,00,000 28 Lacs+	18,95,557 18 Lacs+	2,72,424 2 Lacs+	14.4 %
2	BJP	23	28,00,000 28 Lacs+	18,42,902 18 Lacs+	1,41,122 1 Lacs+	7.7 %
3	INC	9	28,00,000 28 Lacs+	17,18,513 17 Lacs+	3,42,048 3 Lacs+	19.9 %
4	CPI(M)	1	28,00,000 28 Lacs+	26,83,891 26 Lacs+	2,24,840 2 Lacs+	8.4 %
5	IND	1	28,00,000 28 Lacs+	5,29,316 5 Lacs+	0	0 %
Total		147	28,00,000 28 Lacs+	18,72,548 18 Lacs+	2,53,966 2 Lacs+	14 %

Table 6: Party-wise Average Election Expense of MLAs on Campaign Materials

Data in this Kit is presented in good faith, with an intention to inform voters. MLAs' Election Expenditure affidavits from the CEO Website (<http://ceoodisha.nic.in>) is the source of this analysis. Website:- [www.adrindia.org](http://www.adrindia.org), [www.myneta.info](http://www.myneta.info)

### 15. Party Wise Average Election Expense of MLAs on Electronic Media:

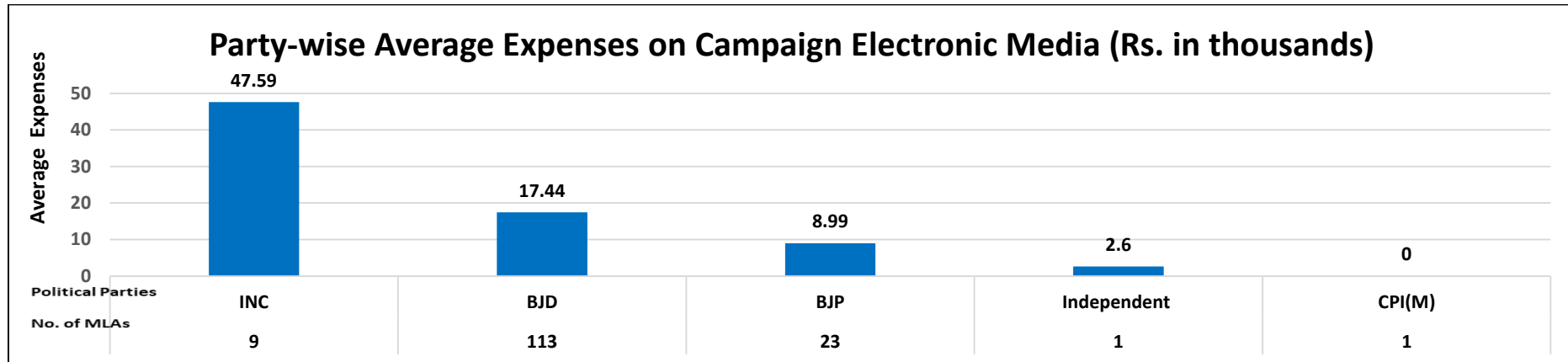


Figure 6: Party-wise Average Election Expenses on Campaign Electronic Media (Rs. in thousands)

S.No.	Party	No. of MLAs Analyzed	Average Limit (Rs.)	Average Election Expense (Rs.)	Average Expense on Electronic Media (Rs.)	% of Average Expense on Electronic Media
1	BJD	113	28,00,000 28 Lacs+	18,95,557 18 Lacs+	17,449 17 Thou+	0.9 %
2	BJP	23	28,00,000 28 Lacs+	18,42,902 18 Lacs+	8,992 8 Thou+	0.5 %
3	INC	9	28,00,000 28 Lacs+	17,18,513 17 Lacs+	47,598 47 Thou+	2.8 %
4	CPI(M)	1	28,00,000 28 Lacs+	26,83,891 26 Lacs+	0	0 %
5	IND	1	28,00,000 28 Lacs+	5,29,316 5 Lacs+	2,606 2 Thou+	0.5 %
<b>Total</b>		<b>147</b>	<b>28,00,000 28 Lacs+</b>	<b>18,72,548 18 Lacs+</b>	<b>17,752 17 Thou+</b>	<b>1 %</b>

Table 7: Party-wise Average Election Expense of MLAs on Electronic Media

Data in this Kit is presented in good faith, with an intention to inform voters. MLAs' Election Expenditure affidavits from the CEO Website (<http://ceoodisha.nic.in>) is the source of this analysis. Website:- [www.adrindia.org](http://www.adrindia.org), [www.myneta.info](http://www.myneta.info)

## 16. Party Wise Average Election Expense of MLAs on Campaign Vehicles:

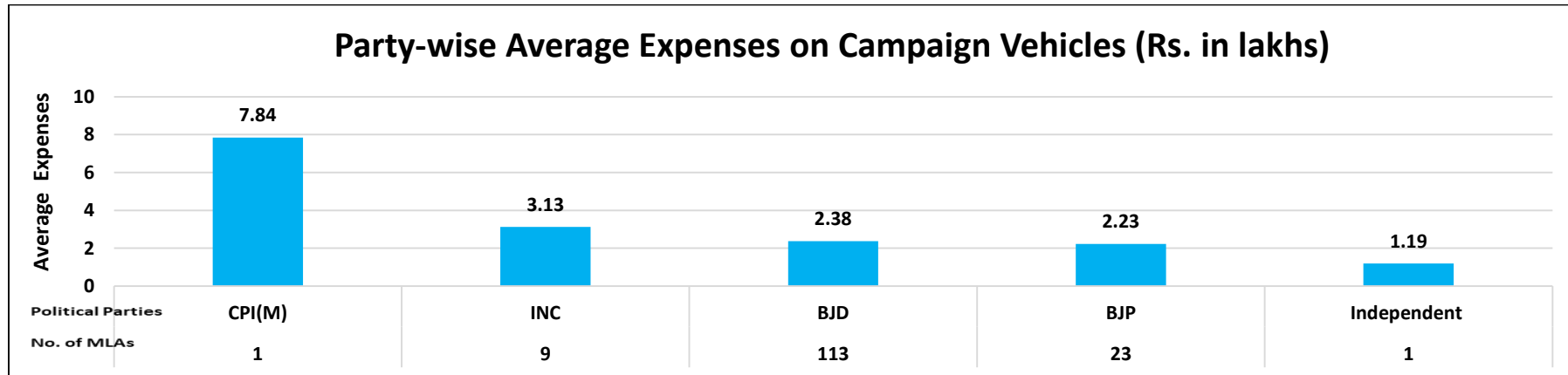


Figure 7: Party-wise Average Election Expenses on Campaign Vehicles (Rs. in lakhs)

S.No.	Party	No. of MLAs Analyzed	Average Limit (Rs.)	Average Election Expense (Rs.)	Average Expense on Campaign Vehicles (Rs.)	% of Average Expense on Campaign Vehicles
1	BJD	113	28,00,000 28 Lacs+	18,95,557 18 Lacs+	2,38,693 2 Lacs+	12.6 %
2	BJP	23	28,00,000 28 Lacs+	18,42,902 18 Lacs+	2,23,497 2 Lacs+	12.1 %
3	INC	9	28,00,000 28 Lacs+	17,18,513 17 Lacs+	3,13,195 3 Lacs+	18.2 %
4	CPI(M)	1	28,00,000 28 Lacs+	26,83,891 26 Lacs+	7,84,356 7 Lacs+	29.2 %
5	IND	1	28,00,000 28 Lacs+	5,29,316 5 Lacs+	1,19,300 1 Lacs+	22.5 %
<b>Total</b>		<b>147</b>	<b>28,00,000 28 Lacs+</b>	<b>18,72,548 18 Lacs+</b>	<b>2,43,777 2 Lacs+</b>	<b>13 %</b>

Table 8: Party-wise Average Election Expense of MLAs on Campaign Vehicles

Data in this Kit is presented in good faith, with an intention to inform voters. MLAs' Election Expenditure affidavits from the CEO Website (<http://ceoodisha.nic.in>) is the source of this analysis. Website:- [www.adrindia.org](http://www.adrindia.org), [www.myneta.info](http://www.myneta.info)

### 17. Party Wise Average Election Expense of MLAs on Campaign Workers:

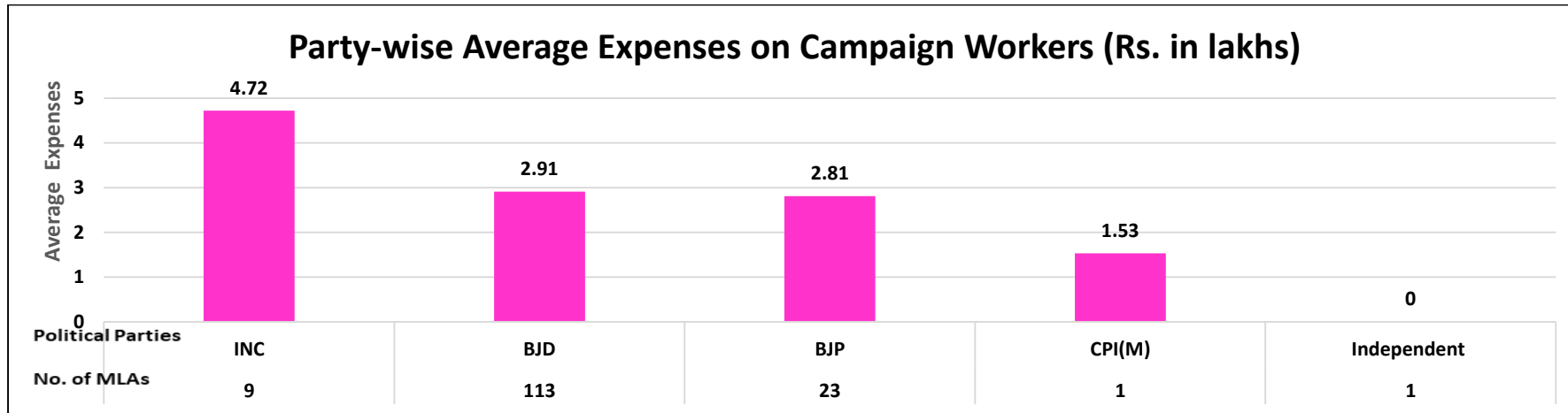


Figure 8: Party-wise Average Election Expenses on Campaign Workers (Rs. in lakhs)

S.No.	Party	No. of MLAs Analyzed	Average Limit (Rs.)	Average Election Expense (Rs.)	Average Expense on Campaign Workers (Rs.)	% of Average Expense on Campaign Workers
1	BJD	113	28,00,000 28 Lacs+	18,95,557 18 Lacs+	2,91,998 2 Lacs+	15.4 %
2	BJP	23	28,00,000 28 Lacs+	18,42,902 18 Lacs+	2,81,997 2 Lacs+	15.3 %
3	INC	9	28,00,000 28 Lacs+	17,18,513 17 Lacs+	4,72,454 4 Lacs+	27.5 %
4	CPI(M)	1	28,00,000 28 Lacs+	26,83,891 26 Lacs+	1,53,890 1 Lacs+	5.7 %
5	IND	1	28,00,000 28 Lacs+	5,29,316 5 Lacs+	0	0 %
<b>Total</b>		<b>147</b>	<b>28,00,000 28 Lacs+</b>	<b>18,72,548 18 Lacs+</b>	<b>2,98,556 2 Lacs+</b>	<b>16 %</b>

Table 9: Party-wise Average Election Expense of MLAs on Campaign Workers

Data in this Kit is presented in good faith, with an intention to inform voters. MLAs' Election Expenditure affidavits from the CEO Website (<http://ceoodisha.nic.in>) is the source of this analysis. Website:- [www.adrindia.org](http://www.adrindia.org), [www.myneta.info](http://www.myneta.info)

### Top 10 MLAs with highest declared election expenses in 2019 Odisha Assembly Elections

S.No.	Name	District	Constituency	Party	Expenditure incurred by MLA			Expense Limit (Rs.)	Total expenses incurred (Rs.)	% of limit reached
					MLA/his election agent (Rs.)	By Political Party (Rs.)	Any other association/body of persons/individual (Rs.)			
1	Laxman Munda	Sundargarh	Bonai	CPI(M)	26,83,891	0	0	28,00,000 28 Lacs+	26,83,891 26 Lacs+	96%
2	Sri Bhaskar Madhei	Mayurbhanj	Udala	BJP	26,63,548	0	0	28,00,000 28 Lacs+	26,63,548 26 Lacs+	95%
3	Simarani Nayak	Dhenkanal	Hindol	BJD	19,14,382	6,89,250	0	28,00,000 28 Lacs+	26,03,632 26 Lacs+	93%
4	Kusum Tete	Sundargarh	Sundargarh	BJP	17,46,000	8,32,904	0	28,00,000 28 Lacs+	25,78,904 25 Lacs+	92%
5	Aswini Kumar Patra	Balasore	Jaleswar	BJD	20,34,882	0	5,19,000	28,00,000 28 Lacs+	25,53,882 25 Lacs+	91%
6	Ananta Das	Balasore	Bhograi	BJD	19,83,475	1,84,058	3,24,548	28,00,000 28 Lacs+	24,92,081 24 Lacs+	89%
7	Jagannath Naik	Keonjhar	Patna	BJD	22,75,554	1,84,057	5,000	28,00,000 28 Lacs+	24,64,611 24 Lacs+	88%
8	Nrusingha Charan Sahu	Dhenkanal	Parjanga	BJD	22,75,956	1,84,057	0	28,00,000 28 Lacs+	24,60,014 24 Lacs+	88%
9	Purna Chandra Swain	Ganjam	Surada	BJD	22,13,750	1,84,057	60,850	28,00,000 28 Lacs+	24,58,658 24 Lacs+	88%
10	Pradipta Kumar Naik	Kalahandi	Bhawanipatna	BJP	15,05,000	9,45,535	0	28,00,000 28 Lacs+	24,50,535 24 Lacs+	88%

**Table 10: Top 10 highest expenses declared by MLAs**

Data in this Kit is presented in good faith, with an intention to inform voters. MLAs' Election Expenditure affidavits from the CEO Website (<http://ceoodisha.nic.in>) is the source of this analysis. Website:- [www.adrindia.org](http://www.adrindia.org), [www.myneta.info](http://www.myneta.info)

### 10 MLAs with lowest election expenses declared

S.No.	Name	District	Constituency	Party	Expenditure incurred by MLA			Expense Limit (Rs.)	Total expenses incurred (Rs.)	% of limit reached
					MLA/his election agent (Rs.)	By Political Party (Rs.)	Any other association/body of persons/individual (Rs.)			
1	Makaranda Muduli	Raygada	Rayagada	IND	5,29,316	0	0	28,00,000 28 Lacs+	5,29,316 5 Lacs+	19%
2	Adhiraj Mohan Panigrahi	Nuapada	Khariar	INC	3,04,727	2,00,000	1,86,500	28,00,000 28 Lacs+	**6,91,227 6 Lacs+	25%
3	Sarada Prasad Nayak	Sundargarh	Rourkela	BJD	8,34,152	0	0	28,00,000 28 Lacs+	8,34,152 8 Lacs+	30%
4	Ramesh Chandra Jena	Ganjam	Sanakhemundi	INC	9,44,985	0	0	28,00,000 28 Lacs+	9,44,985 9 Lacs+	34%
5	Shankar Oram	Sundargarh	Biramitrapur	BJP	10,02,009	0	0	28,00,000 28 Lacs+	**10,02,009 10 Lacs+	36%
6	Bhupinder Singh	Kalahandi	Narla	BJD	11,50,405	0	0	28,00,000 28 Lacs+	**11,50,405 11 Lacs+	41%
7	Mousadhi Bag	Kalahandi	Dharamgarh	BJD	8,49,729	1,84,057	1,80,000	28,00,000 28 Lacs+	12,13,786 12 Lacs+	43%
8	Pradip Kumar Dishari	Kalahandi	Lanjigarh	BJD	12,26,843	0	0	28,00,000 28 Lacs+	12,26,843 12 Lacs+	44%
9	Samir Ranjan Dash	Puri	Nimapara	BJD	12,54,254	0	0	28,00,000 28 Lacs+	**12,54,254 12 Lacs+	45%
10	Mukesh Kumar Pal	Angul	Pallahara	BJD	12,57,417	0	0	28,00,000 28 Lacs+	12,57,417 12 Lacs+	45%

**Table 11: 10 lowest election expenses declared by MLAs**

**\*\*on total expenses value indicates that the MLA has not provided the total in their affidavits, it has been calculated on the basis of details provided by them in the same**

Data in this Kit is presented in good faith, with an intention to inform voters. MLAs' Election Expenditure affidavits from the CEO Website (<http://ceoodisha.nic.in>) is the source of this analysis. Website:- [www.adrindia.org](http://www.adrindia.org), [www.myneta.info](http://www.myneta.info)

## Summary and Highlights of Funds Raised by MLAs in the Odisha Assembly 2019 Elections

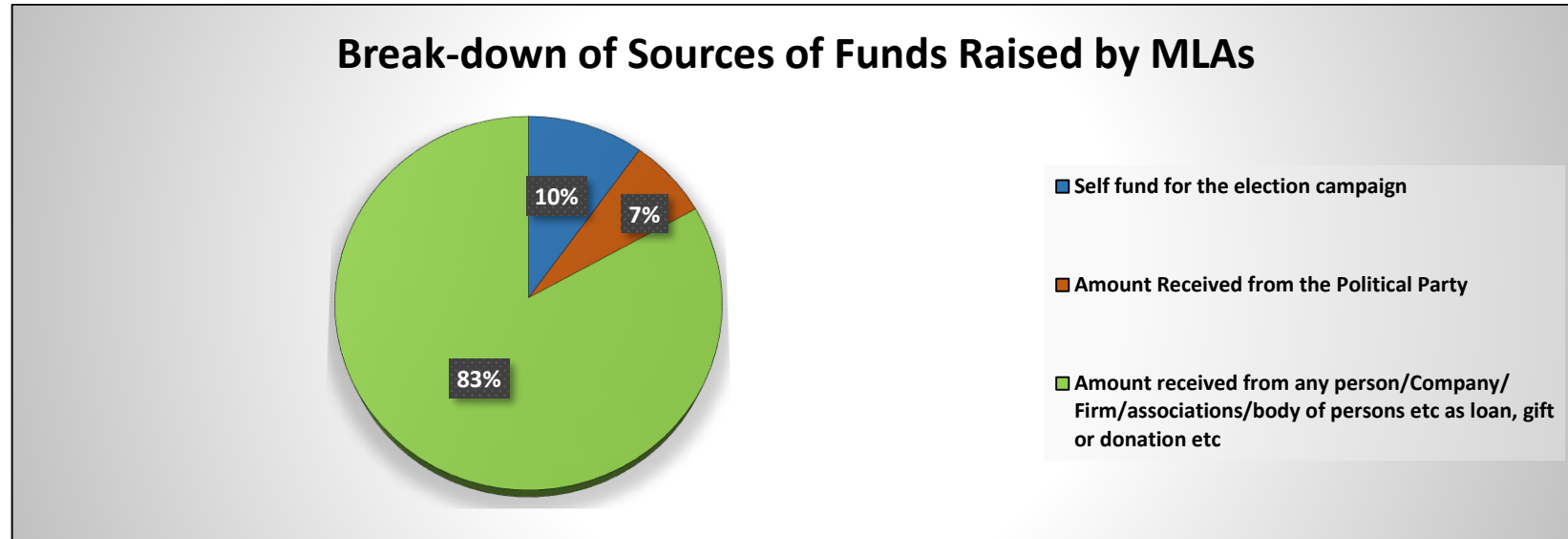


Figure 9: Percentage Break-down of Funds Raised by MLAs

1. **Percentage break-down of funds received by MLAs:** Out of the total funds received by MLAs, 7% funds were raised from political parties, 10% were raised by MLAs themselves and 83% funds were raised from other sources.
2. **MLAs Who Raised Funds from Political Parties:** Out of the 147 MLAs analyzed, 75 (51%) MLAs have declared that they have received funds from political parties and 72 (49%) MLAs have declared that they have not received any funds from political parties.
3. **MLAs Who Raised Funds through any person/ company/ firm/ associations/ body of persons etc as loan, gift or donation etc:** Out of the 147 MLAs analyzed, 144(98%) MLAs have declared that they have received funds from any person/ company/ firm/ associations/ body of persons etc as loan, gift or donation etc. and 3(2%) MLAs have declared that they have not received any funds from any person/ company/ firm/ associations/ body of persons etc as loan, gift or donation etc.

4. **Self-funds used for election campaign:** Out of the 147 MLAs analyzed, **60(41%) MLAs** have declared that **they have used their own funds for their election campaign** and **87(59%) MLAs** have declared that **they have not used any of their own funds for their election campaign**
5. **Average funds raised from Political Parties (Party-wise):** On an average a MLA from **BJD** raised **87.31%**, a MLA from **BJP** raised **87.05%**, a MLA from **CPI(M)** raised **85.53%** and on an average a MLA from **INC** raised **only 77.96%** of his/her election expense funds from the political party.
6. **Average funds raised through any person/company/firm/associations/body of persons etc as loan, gift or donation etc (Party-wise):** On an average a MLA from **BJP** raised **9%** of his/her election expense funds from any person/company/firm/associations/body of persons etc. as loan, gift or donation. Similarly, a MLA from **BJD** raised **6%**, a MLA from **INC** raised **5%**, a MLA from **CPI(M)** raised **7%** and 1 independent MLA raised on an average **99%** of his expense funds from any person/ company/ firm/ associations/ body of persons etc. as loan, gift or donation.

### **Average self-funds used for Election Campaign (Party-wise)**

S.No.	Party	No. of MLAs Analyzed	Average Total (Rs.)	Average Self Funds (Rs.)	% of Average Total
1	BJD	113	23,01,849.04 23 Lacs+	1,57,744.46 1 Lacs+	6.85 %
2	BJP	23	18,73,772.60 18 Lacs+	71,846.52 71 Thou+	3.83 %
3	INC	9	23,08,752.77 23 Lacs+	3,89,086.11 3 Lacs+	16.85 %
4	CPI(M)	1	28,06,000 28 Lacs+	2,06,000 2 Lacs+	7.34 %
5	IND	1	5,30,000 5 Lacs+	5,000 5 Thou+	0.94 %

Table 12: Average self-funds used for Election Campaign (Party-wise)

Data in this Kit is presented in good faith, with an intention to inform voters. MLAs' Election Expenditure affidavits from the CEO Website (<http://ceoodisha.nic.in>) is the source of this analysis. Website:- [www.adrindia.org](http://www.adrindia.org), [www.myneta.info](http://www.myneta.info)

### Average funds raised from Political Parties (Party-wise)

S.No.	Party	No. of MLAs Analyzed	Average Total (Rs.)	Average Party Funds (Rs.)	% of Average Total
1	BJD	113	23,01,849.04 23 Lacs+	20,09,817.23 20 Lacs+	87.31 %
2	BJP	23	18,73,772.60 18 Lacs+	16,31,127.56 16 Lacs+	87.05 %
3	INC	9	23,08,752.77 23 Lacs+	18,00,000 18 Lacs+	77.96 %
4	CPI(M)	1	28,06,000 28 Lacs+	24,00,000 24 Lacs+	85.53 %
5	IND	1	5,30,000 5 Lacs+	0	0 %

Table 13: Average funds raised from Political Parties (Party-wise)

### Average funds raised from Other Sources (Party-wise)

S.No.	Party	No. of MLAs Analyzed	Average Total (Rs.)	Average Funds from other organizations and bodies (Rs.)	% of Average Total
1	BJD	113	23,01,849.04 23 Lacs+	1,34,552.82 1 Lacs+	5.84 %
2	BJP	23	18,73,772.60 18 Lacs+	1,70,798.52 1 Lacs+	9.11 %
3	INC	9	23,08,752.77 23 Lacs+	1,19,666.66 1 Lacs+	5.18 %
4	CPI(M)	1	28,06,000 28 Lacs+	2,00,000 2 Lacs+	7.12 %
5	IND	1	5,30,000 5 Lacs+	5,25,000 5 Lacs+	99.05 %

Table 14: Average funds raised from Other Sources (Party-wise)

Data in this Kit is presented in good faith, with an intention to inform voters. MLAs' Election Expenditure affidavits from the CEO Website (<http://ceoodisha.nic.in>) is the source of this analysis. Website:- [www.adrindia.org](http://www.adrindia.org), [www.myneta.info](http://www.myneta.info)

### Election expenses declared by MLAs in Odisha Assembly Elections, 2019: Full Details

S.No.	Name	District	Constituency	Party	Expenditure incurred by MLA			Expense Limit (Rs.)	Total expenses incurred (Rs.)	% of limit reached
					MLA/his election agent (Rs.)	By Political Party (Rs.)	Any other association/ body of persons/ individual (Rs.)			
1	Laxman Munda	Sundargarh	Bonai	CPI(M)	26,83,891	0	0	28,00,000 28 Lacs+	26,83,891 26 Lacs+	96%
2	Sri Bhaskar Madhei	Mayurbhanj	Udala	BJP	26,63,548	0	0	28,00,000 28 Lacs+	26,63,548 26 Lacs+	95%
3	Simarani Nayak	Dhenkanal	Hindol	BJD	19,14,382	6,89,250	0	28,00,000 28 Lacs+	26,03,632 26 Lacs+	93%
4	Kusum Tete	Sundargarh	Sundargarh	BJP	17,46,000	8,32,904	0	28,00,000 28 Lacs+	25,78,904 25 Lacs+	92%
5	Aswini Kumar Patra	Balasore	Jaleswar	BJD	20,34,882	0	5,19,000	28,00,000 28 Lacs+	25,53,882 25 Lacs+	91%
6	Ananta Das	Balasore	Bhograi	BJD	19,83,475	1,84,058	3,24,548	28,00,000 28 Lacs+	24,92,081 24 Lacs+	89%
7	Jagannath Naik	Keonjhar	Patna	BJD	22,75,554	1,84,057	5,000	28,00,000 28 Lacs+	24,64,611 24 Lacs+	88%
8	Nrusingha Charan Sahu	Dhenkanal	Parjanga	BJD	22,75,956	1,84,057	0	28,00,000 28 Lacs+	24,60,014 24 Lacs+	88%
9	Purna Chandra Swain	Ganjam	Surada	BJD	22,13,750	1,84,057	60,850	28,00,000 28 Lacs+	24,58,658 24 Lacs+	88%
10	Pradipta Kumar Naik	Kalahandi	Bhawaniapatna	BJP	15,05,000	9,45,535	0	28,00,000 28 Lacs+	24,50,535 24 Lacs+	88%
11	Ashok Kumar Bal	Jajpur	Korei	BJD	20,05,857	1,84,058	2,13,280	28,00,000 28 Lacs+	24,03,195 24 Lacs+	86%
12	Nityananda Sahoo	Balasore	Basta	BJD	21,91,705	64,850	1,38,000	28,00,000 28 Lacs+	23,94,555 23 Lacs+	86%
13	Mukesh Mahaling	Balangir	Loisingha	BJP	15,16,289	8,73,364	0	28,00,000 28 Lacs+	23,89,653 23 Lacs+	85%

Data in this Kit is presented in good faith, with an intention to inform voters. MLAs' Election Expenditure affidavits from the CEO Website (<http://ceoodisha.nic.in>) is the source of this analysis. Website:- [www.adrindia.org](http://www.adrindia.org), [www.myneta.info](http://www.myneta.info)

S.No.	Name	District	Constituency	Party	Expenditure incurred by MLA			Expense Limit (Rs.)	Total expenses incurred (Rs.)	% of limit reached
					MLA/his election agent (Rs.)	By Political Party (Rs.)	Any other association/ body of persons/ individual (Rs.)			
14	Bhabani Shankar Bhoi	Sundargarh	Talsara	BJP	15,41,675	8,25,111	0	28,00,000 28 Lacs+	23,66,786 23 Lacs+	85%
15	Minakshi Mahanta	Keonjhar	Champua	BJD	1,69,227	21,92,721	0	28,00,000 28 Lacs+	23,61,948 23 Lacs+	84%
16	K. Narayana Rao	Gajapati	Paralakhemundi	BJP	13,61,391	9,34,735	0	28,00,000 28 Lacs+	23,55,922 23 Lacs+	84%
17	Srikanta Sahu	Ganjam	Polasara	BJD	22,20,411	1,26,531	0	28,00,000 28 Lacs+	23,46,942 23 Lacs+	84%
18	D.Pradeep Kumar Panigrahy	Ganjam	Gopalpur	BJD	20,23,838	1,84,057	1,30,920	28,00,000 28 Lacs+	23,38,815 23 Lacs+	84%
19	Latika Pradhan	Ganjam	Kabisuryanagar	BJD	21,34,280	1,84,057	13,006	28,00,000 28 Lacs+	23,31,343 23 Lacs+	83%
20	Jyoti Prakash Panigrahi	Balasore	Simulia	BJD	22,94,471	0	0	28,00,000 28 Lacs+	**22,94,471 22 Lacs+	82%
21	Dibya Shankar Mishra	Kalahandi	Junagarh	BJD	20,10,174	1,84,058	1,00,000	28,00,000 28 Lacs+	22,94,232 22 Lacs+	82%
22	Prasanta Kumar Jagadev	Khordha	Chilika	BJD	22,79,349	0	0	28,00,000 28 Lacs+	**22,79,349 22 Lacs+	81%
23	Raghu Ram Padal	Koraput	Koraput	BJD	19,14,029	2,00,690	1,52,123	28,00,000 28 Lacs+	22,66,842 22 Lacs+	81%
24	Prabhu Jani	Koraput	Lakshmipur	BJD	20,25,770	2,26,844	9,000	28,00,000 28 Lacs+	22,61,614 22 Lacs+	81%
25	Basanti Hembram	Mayurbhanj	Karanja	BJD	20,19,160	1,84,057	50,600	28,00,000 28 Lacs+	22,53,817 22 Lacs+	80%
26	Arabinda Dhali	Khordha	Jayadev	BJD	69,683	21,84,057	0	28,00,000 28 Lacs+	22,53,740 22 Lacs+	80%
27	Dasarathi Gomango	Gajapati	Mohana	INC	2,47,564	20,00,000	0	28,00,000 28 Lacs+	22,47,564 22 Lacs+	80%

Data in this Kit is presented in good faith, with an intention to inform voters. MLAs' Election Expenditure affidavits from the CEO Website (<http://ceoodisha.nic.in>) is the source of this analysis. Website:- [www.adrindia.org](http://www.adrindia.org), [www.myneta.info](http://www.myneta.info)

S.No.	Name	District	Constituency	Party	Expenditure incurred by MLA			Expense Limit (Rs.)	Total expenses incurred (Rs.)	% of limit reached
					MLA/his election agent (Rs.)	By Political Party (Rs.)	Any other association/ body of persons/ individual (Rs.)			
28	Taraprasad Bahinipati	Koraput	Jeypore	INC	22,36,768	0	0	28,00,000 28 Lacs+	22,36,768 22 Lacs+	80%
29	Prafulla Kumar Mallik	Dhenkanal	Kamakhyanagar	BJD	20,50,321	1,84,057	0	28,00,000 28 Lacs+	22,34,378 22 Lacs+	80%
30	Shashi Bhusan Behera	Kendrapara	Kendrapara	BJD	22,18,111	0	0	28,00,000 28 Lacs+	22,17,931 22 Lacs+	79%
31	Devi Ranjan Tripathy	Cuttack	Banki	BJD	20,16,753	1,84,057	0	28,00,000 28 Lacs+	22,00,811 22 Lacs+	79%
32	Amar Prasad Satpathy	Jajpur	Barachana	BJD	21,92,205	0	0	28,00,000 28 Lacs+	21,92,205 21 Lacs+	78%
33	Prafulla Samal	Bhadrak	Bhandaripokhari	BJD	20,00,990	1,84,058	0	28,00,000 28 Lacs+	21,85,048 21 Lacs+	78%
34	Rajanikant Singh	Angul	Angul	BJD	21,59,058	25,290	0	28,00,000 28 Lacs+	21,84,348 21 Lacs+	78%
35	Rajkishore Das	Mayurbhanj	Morada	BJD	19,86,900	0	1,54,441	28,00,000 28 Lacs+	21,41,341 21 Lacs+	76%
36	Jaya Narayan Mishra	Sambalpur	Sambalpur	BJP	11,40,043	9,97,419	0	28,00,000 28 Lacs+	21,37,462 21 Lacs+	76%
37	Jyotirindra Nath Mitra	Khordha	Khurda	BJD	21,36,628	0	0	28,00,000 28 Lacs+	21,36,628 21 Lacs+	76%
38	Ashok Chandra Panda	Khordha	Ekamra-Bhubaneswar	BJD	19,49,216	1,84,058	0	28,00,000 28 Lacs+	21,33,274 21 Lacs+	76%
39	Tukuni Sahu	Balangir	Titlagarh	BJD	20,77,102	0	53,200	28,00,000 28 Lacs+	21,30,302 21 Lacs+	76%
40	Bishnubrata Routray	Bhadrak	Basudevpur	BJD	19,45,611	1,84,057	0	28,00,000 28 Lacs+	21,29,668 21 Lacs+	76%
41	Jagannath Saraka	Raygada	Bissam Cuttack	BJD	20,15,449	17,000	96,716	28,00,000 28 Lacs+	21,29,165 21 Lacs+	76%

Data in this Kit is presented in good faith, with an intention to inform voters. MLAs' Election Expenditure affidavits from the CEO Website (<http://ceoodisha.nic.in>) is the source of this analysis. Website:- [www.adrindia.org](http://www.adrindia.org), [www.myneta.info](http://www.myneta.info)

S.No.	Name	District	Constituency	Party	Expenditure incurred by MLA			Expense Limit (Rs.)	Total expenses incurred (Rs.)	% of limit reached
					MLA/his election agent (Rs.)	By Political Party (Rs.)	Any other association/ body of persons/ individual (Rs.)			
42	Premananda Nayak	Keonjhar	Telkoi	BJD	20,99,450	0	14,740	28,00,000 28 Lacs+	21,14,190 21 Lacs+	76%
43	Sudam Marndi	Mayurbhanj	Bangripasi	BJD	17,46,575	1,84,058	1,78,000	28,00,000 28 Lacs+	21,08,633 21 Lacs+	75%
44	Bikram Kumar Panda	Ganjam	Berhampur	BJD	19,37,583	0	1,63,820	28,00,000 28 Lacs+	21,01,403 21 Lacs+	75%
45	Niranjan Pujari	Subarnapur	Sonepur	BJD	19,37,134	0	1,52,101	28,00,000 28 Lacs+	20,89,235 20 Lacs+	75%
46	Bhagirathi Sethy	Keonjhar	Anandapur	BJD	19,01,680	1,84,057	0	28,00,000 28 Lacs+	20,85,737 20 Lacs+	74%
47	Dhruba Charan Sahoo	Kendrapara	Rajanagar	BJD	20,06,678	0	70,520	28,00,000 28 Lacs+	20,77,198 20 Lacs+	74%
48	Pitam Padhi	Koraput	Pottangi	BJD	20,75,278	0	0	28,00,000 28 Lacs+	20,75,278 20 Lacs+	74%
49	Ramesh Chandra Behera	Nayagarh	Daspalla	BJD	18,84,446	1,84,057	0	28,00,000 28 Lacs+	20,68,504 20 Lacs+	74%
50	Sunanda Das	Jajpur	Bari	BJD	18,66,192	1,84,058	15,000	28,00,000 28 Lacs+	20,65,250 20 Lacs+	74%
51	Subash Chandra Behera	Ganjam	Chhatrapur	BJD	18,35,439	1,84,057	41,250	28,00,000 28 Lacs+	20,60,748 20 Lacs+	74%
52	Rajendra Kumar Sahoo	Khordha	Begunia	BJD	20,04,976	53,763	0	28,00,000 28 Lacs+	20,58,739 20 Lacs+	74%
53	Pratap Keshari Deb	Kendrapara	Aul	BJD	20,38,686	0	15,140	28,00,000 28 Lacs+	20,53,826 20 Lacs+	73%
54	Sanjib Kumar Mallick	Bhadrak	Bhadrak	BJD	20,47,609	0	0	28,00,000 28 Lacs+	**20,47,609 20 Lacs+	73%
55	Parshu Ram Dhada	Balasore	Soro	BJD	43,206	20,00,000	127	28,00,000 28 Lacs+	20,43,333 20 Lacs+	73%

Data in this Kit is presented in good faith, with an intention to inform voters. MLAs' Election Expenditure affidavits from the CEO Website (<http://ceoodisha.nic.in>) is the source of this analysis. Website:- [www.adrindia.org](http://www.adrindia.org), [www.myneta.info](http://www.myneta.info)

S.No.	Name	District	Constituency	Party	Expenditure incurred by MLA			Expense Limit (Rs.)	Total expenses incurred (Rs.)	% of limit reached
					MLA/his election agent (Rs.)	By Political Party (Rs.)	Any other association/ body of persons/ individual (Rs.)			
56	Sabitri Agarwalla	Kendrapara	Patkura	BJD	19,98,201	39,300	0	28,00,000 28 Lacs+	20,37,501 20 Lacs+	73%
57	Dr. Pramod Kumar Mallick	Cuttack	Niali	BJD	20,33,252	0	0	28,00,000 28 Lacs+	20,33,252 20 Lacs+	73%
58	Suresh Kumar Rautray	Khordha	Jatani	INC	0	20,24,484	0	28,00,000 28 Lacs+	**20,24,484 20 Lacs+	72%
59	Rohit Pujari	Sambalpur	Rairakhol	BJD	20,13,420	0	0	28,00,000 28 Lacs+	20,13,420 20 Lacs+	72%
60	Suryamani Baidya	Ganjam	Khalikote	BJD	20,03,393	0	9,700	28,00,000 28 Lacs+	20,13,093 20 Lacs+	72%
61	Padmini Dian	Koraput	Kotpad	BJD	15,31,093	0	4,79,423	28,00,000 28 Lacs+	20,10,516 20 Lacs+	72%
62	Chandra Sarathi Behera	Cuttack	Cuttack Sadar	BJD	20,09,045	0	0	28,00,000 28 Lacs+	20,09,045 20 Lacs+	72%
63	Prakash Chandra Majhi	Nabarangpur	Jharigam	BJD	14,21,568	0	5,86,500	28,00,000 28 Lacs+	20,08,068 20 Lacs+	72%
64	Saroj Kumar Meher	Balangir	Patnagarh	BJD	20,03,056	0	0	28,00,000 28 Lacs+	20,03,056 20 Lacs+	72%
65	Sudhansu Sekhar Parida	Balasore	Remuna	BJD	17,86,789	0	2,11,644	28,00,000 28 Lacs+	19,98,433 19 Lacs+	71%
66	Padmanabha Behera	Subarnapur	Birmaharajpur	BJD	19,95,520	0	0	28,00,000 28 Lacs+	19,95,520 19 Lacs+	71%
67	Chakramani Kanhar	Kandhamal	Baliguda	BJD	19,91,480	0	0	28,00,000 28 Lacs+	19,91,480 19 Lacs+	71%
68	Subrat Tarai	Sundargarh	Raghunathpali	BJD	19,88,620	0	0	28,00,000 28 Lacs+	19,88,620 19 Lacs+	71%
69	Purna Chandra Baka	Malkangiri	Chitrakonda	BJD	0	19,78,016	0	28,00,000 28 Lacs+	**19,78,016 19 Lacs+	71%

Data in this Kit is presented in good faith, with an intention to inform voters. MLAs' Election Expenditure affidavits from the CEO Website (<http://ceoodisha.nic.in>) is the source of this analysis. Website:- [www.adrindia.org](http://www.adrindia.org), [www.myneta.info](http://www.myneta.info)

S.No.	Name	District	Constituency	Party	Expenditure incurred by MLA			Expense Limit (Rs.)	Total expenses incurred (Rs.)	% of limit reached
					MLA/his election agent (Rs.)	By Political Party (Rs.)	Any other association/ body of persons/ individual (Rs.)			
70	Raghunath Gomango	Raygada	Gunupur	BJD	19,76,997	0	0	28,00,000 28 Lacs+	19,76,997 19 Lacs+	71%
71	Satyanarayan Pradhan	Nayagarh	Ranpur	BJD	18,48,727	0	1,26,710	28,00,000 28 Lacs+	19,75,438 19 Lacs+	71%
72	Mohammed Moquim	Cuttack	Barabati-Cuttack	INC	19,70,319	0	0	28,00,000 28 Lacs+	19,70,319 19 Lacs+	70%
73	Snehangini Chhuria	Bargarh	Attabira	BJD	19,53,144	0	0	28,00,000 28 Lacs+	19,53,144 19 Lacs+	70%
74	Santosh Singh Saluja	Balangir	Kantabanji	INC	14,96,524	1,69,000	2,85,368	28,00,000 28 Lacs+	19,50,892 19 Lacs+	70%
75	Nityananda Gond	Nabarangpur	Umerkote	BJP	1,00,000	15,01,260	3,50,000	28,00,000 28 Lacs+	19,50,260 19 Lacs+	70%
76	Ramesh Chandra Sai	Angul	Athamallik	BJD	17,44,383	1,84,058	0	28,00,000 28 Lacs+	19,28,441 19 Lacs+	69%
77	Pradip Kumar Amat	Boudh	Boudh	BJD	19,16,469	0	0	28,00,000 28 Lacs+	19,16,469 19 Lacs+	68%
78	Debi Prasad Mishra	Cuttack	Baramba	BJD	19,16,185	0	0	28,00,000 28 Lacs+	19,16,185 19 Lacs+	68%
79	Debesh Acharya	Bargarh	Bargarh	BJD	19,11,315	0	0	28,00,000 28 Lacs+	19,11,315 19 Lacs+	68%
80	Nauri Nayak	Sambalpur	Rengali	BJP	11,79,861	6,13,000	1,06,000	28,00,000 28 Lacs+	18,98,861 18 Lacs+	68%
81	Susanta Kumar Behera	Angul	Chhendipada	BJD	18,97,901	0	0	28,00,000 28 Lacs+	18,97,901 18 Lacs+	68%
82	Brajakishore Pradhan	Angul	Talcher	BJD	18,95,223	0	0	28,00,000 28 Lacs+	18,95,223 18 Lacs+	68%
83	C S Raazen Ekka	Sundargarh	Rajgangpur	INC	18,90,816	0	0	28,00,000 28 Lacs+	18,90,816 18 Lacs+	68%

Data in this Kit is presented in good faith, with an intention to inform voters. MLAs' Election Expenditure affidavits from the CEO Website (<http://ceoodisha.nic.in>) is the source of this analysis. Website:- [www.adrindia.org](http://www.adrindia.org), [www.myneta.info](http://www.myneta.info)

S.No.	Name	District	Constituency	Party	Expenditure incurred by MLA			Expense Limit (Rs.)	Total expenses incurred (Rs.)	% of limit reached
					MLA/his election agent (Rs.)	By Political Party (Rs.)	Any other association/ body of persons/ individual (Rs.)			
84	Surjya Narayan Patro	Ganjam	Digapahandi	BJD	16,93,150	1,84,058	0	28,00,000 28 Lacs+	18,77,208 18 Lacs+	67%
85	Sudhir Kumar Samal	Dhenkanal	Dhenkanal	BJD	18,69,203	0	0	28,00,000 28 Lacs+	18,69,203 18 Lacs+	67%
86	Madan Mohan Dutta	Balasore	Balasore	BJP	15,00,000	3,59,000	0	28,00,000 28 Lacs+	**18,59,000 18 Lacs+	66%
87	Pramila Mallik	Jajpur	Binjharpur	BJD	17,82,657	0	60,000	28,00,000 28 Lacs+	18,42,657 18 Lacs+	66%
88	Kishore Kumar Mohanty	Jharsuguda	Brajarajnagar	BJD	18,38,295	0	0	28,00,000 28 Lacs+	18,38,295 18 Lacs+	66%
89	Subash Chandra Panigrahi	Deogarh	Deogarh	BJP	18,00,000	0	0	28,00,000 28 Lacs+	18,00,000 18 Lacs+	64%
90	Umakanta Samantaray	Puri	Satyabadi	BJD	14,96,790	0	2,84,900	28,00,000 28 Lacs+	17,81,690 17 Lacs+	64%
91	Pratap Jena	Cuttack	Mahanga	BJD	17,76,289	0	0	28,00,000 28 Lacs+	17,76,289 17 Lacs+	63%
92	Sukanta Kumar Nayak	Balasore	Nilgiri	BJP	0	17,74,213	0	28,00,000 28 Lacs+	17,74,213 17 Lacs+	63%
93	Manohar Randhari	Nabarangpur	Dabugam	BJD	16,41,460	0	1,28,700	28,00,000 28 Lacs+	17,70,160 17 Lacs+	63%
94	Angada Kanhar	Kandhamal	Phulbani	BJD	17,39,249	0	0	28,00,000 28 Lacs+	17,38,809 17 Lacs+	62%
95	Bikram Keshari Arukha	Ganjam	Bhanjanagar	BJD	16,47,045	82,170	0	28,00,000 28 Lacs+	17,29,215 17 Lacs+	62%
96	Rajendra Dholakia	Nuapada	Nuapada	BJD	12,59,322	1,84,058	2,84,618	28,00,000 28 Lacs+	17,27,999 17 Lacs+	62%
97	Sadasiva Pradhani	Nabarangpur	Nabarangpur	BJD	16,41,510	0	74,500	28,00,000 28 Lacs+	17,16,010 17 Lacs+	61%

Data in this Kit is presented in good faith, with an intention to inform voters. MLAs' Election Expenditure affidavits from the CEO Website (<http://ceoodisha.nic.in>) is the source of this analysis. Website:- [www.adrindia.org](http://www.adrindia.org), [www.myneta.info](http://www.myneta.info)

S.No.	Name	District	Constituency	Party	Expenditure incurred by MLA			Expense Limit (Rs.)	Total expenses incurred (Rs.)	% of limit reached
					MLA/his election agent (Rs.)	By Political Party (Rs.)	Any other association/ body of persons/ individual (Rs.)			
98	Pritiranjana Gharai	Jajpur	Sukinda	BJD	17,02,057	0	0	28,00,000 28 Lacs+	17,02,057 17 Lacs+	61%
99	Soumya Ranjan Patnaik	Nayagarh	Khandapada	BJD	10,90,438	0	6,01,960	28,00,000 28 Lacs+	16,92,398 16 Lacs+	60%
100	Souvic Biswal	Cuttack	Choudwar-Cuttack	BJD	16,14,115	0	72,000	28,00,000 28 Lacs+	16,86,116 16 Lacs+	60%
101	Aruna Kumar Sahoo	Nayagarh	Nayagarh	BJD	14,98,458	1,84,057	0	28,00,000 28 Lacs+	16,82,916 16 Lacs+	60%
102	Mahidhar Rana	Boudh	Kantamal	BJD	16,78,250	0	0	28,00,000 28 Lacs+	16,78,250 16 Lacs+	60%
103	Tusharkanti Behera	Puri	Kakatpur	BJD	12,38,857	0	4,36,000	28,00,000 28 Lacs+	16,74,857 16 Lacs+	60%
104	Naveen Patnaik	Ganjam	Hinjili	BJD	11,33,987	4,37,266	93,000	28,00,000 28 Lacs+	16,64,253 16 Lacs+	59%
105	Ranendra Pratap Swain	Cuttack	Athagarh	BJD	11,27,437	0	5,14,450	28,00,000 28 Lacs+	16,41,887 16 Lacs+	59%
106	Saluga Pradhan	Kandhamal	G. Udayagir	BJD	16,31,352	0	0	28,00,000 28 Lacs+	16,31,352 16 Lacs+	58%
107	Usha Devi	Ganjam	Chikiti	BJD	12,83,304	46,750	2,59,800	28,00,000 28 Lacs+	15,89,853 15 Lacs+	57%
108	Pradeep Maharathy	Puri	Pipili	BJD	15,60,596	0	3,060	28,00,000 28 Lacs+	15,63,656 15 Lacs+	56%
109	Susanta Singh	Bargarh	Bhatli	BJD	13,73,780	1,87,057	0	28,00,000 28 Lacs+	15,60,838 15 Lacs+	56%
110	Lalitendu Bidyadhar Mohapatra	Puri	Brahmagiri	BJP	15,50,986	0	0	28,00,000 28 Lacs+	15,50,987 15 Lacs+	55%
111	Ganeshram Singkhuntia	Mayurbhanj	Jashipur	BJP	15,43,941	0	0	28,00,000 28 Lacs+	15,43,941 15 Lacs+	55%

Data in this Kit is presented in good faith, with an intention to inform voters. MLAs' Election Expenditure affidavits from the CEO Website (<http://ceoodisha.nic.in>) is the source of this analysis. Website:- [www.adrindia.org](http://www.adrindia.org), [www.myneta.info](http://www.myneta.info)

S.No.	Name	District	Constituency	Party	Expenditure incurred by MLA			Expense Limit (Rs.)	Total expenses incurred (Rs.)	% of limit reached
					MLA/his election agent (Rs.)	By Political Party (Rs.)	Any other association/ body of persons/ individual (Rs.)			
112	Mohan Charan Majhi	Keonjhar	Keonjhar	BJP	15,42,168	0	0	28,00,000 28 Lacs+	15,42,168 15 Lacs+	55%
113	Naveen Patnaik	Bargarh	Bijepur	BJD	11,50,851	1,30,123	2,57,654	28,00,000 28 Lacs+	15,38,628 15 Lacs+	55%
114	Sanatan Bijuli	Mayurbhanj	Badasahi	BJP	15,29,618	0	0	28,00,000 28 Lacs+	15,28,808 15 Lacs+	55%
115	Bishnu Charan Sethi	Bhadrak	Dhamnagar	BJP	15,24,848	0	0	28,00,000 28 Lacs+	15,24,848 15 Lacs+	54%
116	Bishnu Charan Das	Jagatsinghpur	Tirtol	BJD	10,65,291	48,092	4,05,000	28,00,000 28 Lacs+	15,18,383 15 Lacs+	54%
117	Narasingha Mishra	Balangir	Bolangir	INC	14,71,309	0	38,250	28,00,000 28 Lacs+	15,09,559 15 Lacs+	54%
118	Prakash Soren	Mayurbhanj	Baripada	BJP	15,17,000	0	0	28,00,000 28 Lacs+	15,01,000 15 Lacs+	54%
119	Aditya Madhi	Malkangiri	Malkangiri	BJP	14,99,920	0	0	28,00,000 28 Lacs+	14,99,920 14 Lacs+	54%
120	Susant Kumar Rout	Khordha	Bhubaneswar North	BJD	14,90,810	0	8,950	28,00,000 28 Lacs+	14,99,760 14 Lacs+	54%
121	Dr. BUDHAN MURMU	MAYURBHANJ	SARASKANA	BJP	14,99,485	0	0	28,00,000 28 Lacs+	14,99,485 14 Lacs+	54%
122	Sambit Routray	Jagatsinghpur	Paradeep	BJD	14,92,463	0	0	28,00,000 28 Lacs+	**14,92,463 14 Lacs+	53%
123	Naba Charan Majhi	Mayurbhanj	Rairangpur	BJP	14,87,308	0	0	28,00,000 28 Lacs+	14,87,308 14 Lacs+	53%
124	Jayanta Kumar Sarangi	Puri	Puri	BJP	14,81,138	0	0	28,00,000 28 Lacs+	14,81,138 14 Lacs+	53%
125	Pranab Prakash Das	Jajpur	Jajpur	BJD	12,95,964	0	1,76,820	28,00,000 28 Lacs+	14,72,784 14 Lacs+	53%

Data in this Kit is presented in good faith, with an intention to inform voters. MLAs' Election Expenditure affidavits from the CEO Website (<http://ceoodisha.nic.in>) is the source of this analysis. Website:- [www.adrindia.org](http://www.adrindia.org), [www.myneta.info](http://www.myneta.info)

S.No.	Name	District	Constituency	Party	Expenditure incurred by MLA			Expense Limit (Rs.)	Total expenses incurred (Rs.)	% of limit reached
					MLA/his election agent (Rs.)	By Political Party (Rs.)	Any other association/ body of persons/ individual (Rs.)			
126	Byomakesh Ray	Bhadrak	Chandabali	BJD	14,61,980	0	0	28,00,000 28 Lacs+	14,61,980 14 Lacs+	52%
127	Prasanta Behera	Cuttack	Salipur	BJD	14,36,310	0	0	28,00,000 28 Lacs+	14,36,310 14 Lacs+	51%
128	Atanu Sabyasachi Nayak	Kendrapara	Mahakalapada	BJD	9,88,613	31,466	4,01,674	28,00,000 28 Lacs+	14,21,753 14 Lacs+	51%
129	Raghunandan Das	Jagatsinghpur	Balikuda-Erasama	BJD	14,15,641	0	0	28,00,000 28 Lacs+	14,15,641 14 Lacs+	51%
130	Ananta Narayan Jena	Khordha	Bhubaneswar Central	BJD	11,69,348	0	2,33,022	28,00,000 28 Lacs+	14,02,370 14 Lacs+	50%
131	Naba Kisore Das	Jharsuguda	Jharsuguda	BJD	13,88,796	0	0	28,00,000 28 Lacs+	13,88,796 13 Lacs+	50%
132	Bijaya Ranjan Singh Bariha	Bargarh	Padampur	BJD	13,86,339	0	600	28,00,000 28 Lacs+	13,86,339 13 Lacs+	50%
133	Kishore Chandra Naik	Sambalpur	Kuchinda	BJD	12,24,332	0	1,56,225	28,00,000 28 Lacs+	13,80,558 13 Lacs+	49%
134	Manjula Swain	Ganjam	Aska	BJD	12,72,193	1,04,383	0	28,00,000 28 Lacs+	13,76,576 13 Lacs+	49%
135	Pranab Kumar Balabantaray	Jajpur	Dharmasala	BJD	11,44,411	0	1,95,527	28,00,000 28 Lacs+	13,39,938 13 Lacs+	48%
136	Prasanta Kumar Muduli	Jagatsinghpur	Jagatsinghpur	BJD	11,80,225	1,56,323	0	28,00,000 28 Lacs+	13,36,548 13 Lacs+	48%
137	Badri Narayan Patra	Keonjhar	Ghasipura	BJD	13,26,638	0	0	28,00,000 28 Lacs+	13,26,639 13 Lacs+	47%
138	Mukesh Kumar Pal	Angul	Pallahara	BJD	12,57,417	0	0	28,00,000 28 Lacs+	12,57,417 12 Lacs+	45%
139	Samir Ranjan Dash	Puri	Nimapara	BJD	12,54,254	0	0	28,00,000 28 Lacs+	**12,54,254 12 Lacs+	45%

Data in this Kit is presented in good faith, with an intention to inform voters. MLAs' Election Expenditure affidavits from the CEO Website (<http://ceoodisha.nic.in>) is the source of this analysis. Website:- [www.adrindia.org](http://www.adrindia.org), [www.myneta.info](http://www.myneta.info)

S.No.	Name	District	Constituency	Party	Expenditure incurred by MLA			Expense Limit (Rs.)	Total expenses incurred (Rs.)	% of limit reached
					MLA/his election agent (Rs.)	By Political Party (Rs.)	Any other association/ body of persons/ individual (Rs.)			
140	Pradip Kumar Dishari	Kalahandi	Lanjigarh	BJD	12,26,843	0	0	28,00,000 28 Lacs+	12,26,843 12 Lacs+	44%
141	Mousadhi Bag	Kalahandi	Dharamgarh	BJD	8,49,729	1,84,057	1,80,000	28,00,000 28 Lacs+	12,13,786 12 Lacs+	43%
142	Bhupinder Singh	Kalahandi	Narla	BJD	11,50,405	0	0	28,00,000 28 Lacs+	**11,50,405 11 Lacs+	41%
143	Shankar Oram	Sundargarh	Biramitrapur	BJP	10,02,009	0	0	28,00,000 28 Lacs+	**10,02,009 10 Lacs+	36%
144	Ramesh Chandra Jena	Ganjam	Sanakhemundi	INC	9,44,985	0	0	28,00,000 28 Lacs+	9,44,985 9 Lacs+	34%
145	Sarada Prasad Nayak	Sundargarh	Rourkela	BJD	8,34,152	0	0	28,00,000 28 Lacs+	8,34,152 8 Lacs+	30%
146	Adhiraj Mohan Panigrahi	Nuapada	Khariar	INC	3,04,727	2,00,000	1,86,500	28,00,000 28 Lacs+	**6,91,227 6 Lacs+	25%
147	Makaranda Muduli	Raygada	Rayagada	IND	5,29,316	0	0	28,00,000 28 Lacs+	5,29,316 5 Lacs+	19%

**Table 15: Election expenses declared by MLAs in Odisha Assembly Elections, 2019: Full Details**

*\*\*on total expenses value indicates that the MLA has not provided the total in their affidavits, it has been calculated on the basis of details provided by them in the same*



To Get Information About Candidates/Parties/MPs/MLAs/  
Corporators/PILs in courts



Give us missed call on: **08010445555**

Toll Free Helpline No: **1800-110-440**

Journalist Helpline no: **8010394248**

Subscribe to ADR on **WhatsApp**  
for updates: **7840067840**

Visit: **www.myneta.info**

Email: **adr@adrindia.org**

Send SMS: **Myneta <pincode or constituency>**  
**to 56070 or 9212356070**

To contact ADR State Partners, visit:  
<https://adrindia.org/about-adr/state-coordinators>

### Social Media

 /myneta.info  /adrindia.org  @adrspeaks  /adrspeaks  /adrspeaks  
 <https://in.linkedin.com/company/association-of-democratic-reforms-adr->

### Our Websites

**www.adrindia.org**  
Provides detailed analytical  
reports of Lok Sabha, State  
Assemblies, local body elections  
& financial reports of political  
parties & ongoing PILs in courts

**www.myneta.info**  
Provides full information of criminal  
cases, asset, liability and education  
details declared by candidates in the  
self sworn affidavits

### Android Apps

**Myneta:** The criminal, financial, educational & other background  
information self declared by candidates in their affidavits during elections  
is now available on your mobile phones.

**Election Watch Reporter:** This app provides a tool to the citizens to  
capture violations of election related laws & the code of conduct.  
Both the applications are available on Google Play Store.

## Contact Details

### Odisha Election Watch

**Ranjan Kumar Mohanty**

**State Coordinator**  
 +91-0674 2382175  
 +91-0674 2352278  
 +91-94370-13723  
[pecuc@hotmail.com](mailto:pecuc@hotmail.com), [odishaelectionwatch@gmail.com](mailto:odishaelectionwatch@gmail.com)

### **National Election Watch/Association for Democratic Reforms**

<p><b>Media and Journalist Helpline</b></p> <p>+91 80103 94248                  Email: <a href="mailto:adr@adrindia.org">adr@adrindia.org</a></p>	<p><b>Maj.Gen. Anil Verma (Retd)</b>  <b>Head</b>                  National Election Watch,                  Association for Democratic Reforms                  011 4165 4200,                  +91 88264 79910  <a href="mailto:adr@adrindia.org">adr@adrindia.org</a>,  <a href="mailto:anilverma@adrindia.org">anilverma@adrindia.org</a></p>	<p><b>Prof Jagdeep Chhokar</b>  <b>IIM Ahmedabad (Retd.)</b>  <b>Founder Member,</b>                  National Election Watch, Association for                  Democratic                  Reforms                  +91 99996 20944  <a href="mailto:jchhokar@gmail.com">jchhokar@gmail.com</a></p>	<p><b>Prof Trilochan Sastry</b>  <b>IIM Bangalore</b>  <b>Founder Member,</b>                  National Election Watch,                  Association for Democratic Reforms                  +91 94483 53285  <a href="mailto:tsastry@gmail.com">tsastry@gmail.com</a></p>
---	---	--	--

## DISCLAIMER

All information about MLAs, in this report has been taken from the election expenditure statements filed by them and submitted to the Chief Electoral Officer, Odisha. **ADR does not add or subtract any information, unless the EC changes the data. In particular, no unverified information from any other source is used.** Copies of affidavits were obtained from the CEO's website (<http://ceoodisha.nic.in>) While all efforts have been made to ensure that the information is in keeping with what is mentioned in the election expenditure statements, in case of discrepancy between information in this report and that given in the election expenditure statements, the information reported in the election expenditure statements filed by MLAs should be treated as correct. Association for Democratic Reforms, Odisha Election Watch and their volunteers are not responsible or liable for any damage arising directly or indirectly from the publication of this report.

Data in this Kit is presented in good faith, with an intention to inform voters. MLAs' Election Expenditure affidavits from the CEO Website (<http://ceoodisha.nic.in>) is the source of this analysis. Website:- [www.adrindia.org](http://www.adrindia.org), [www.myneta.info](http://www.myneta.info)