

Date: 1<sup>st</sup> May, 2018

## **Analysis of Election Expenditure Statements of MLAs**

### **Nagaland Assembly Elections, 2018**

**According to Section 78 of the Representation of the People Act, 1951, every contesting Winner has to lodge a true copy of his election expenses within 30 days from the date of declaration of result of election, with the District Election Officer in all States and Union Territories.** Nagaland Election Watch and Association for Democratic Reforms (ADR) have analyzed 59 out of 60 election expenditure statements submitted after the Nagaland 2018 Assembly for newly elected MLAs. One MLA(also a minister) namely **V.Kashiho Sangtam** has not been analysed because the affidavit was not available at the time of creation of this report. The expenditure limit for the MLAs during the Nagaland Assembly elections was Rs.20 lakhs. These election expense documents include *details of expenses on public meeting and processions, campaigning through electronic and print media, expense on campaign workers, expense on vehicles used and expense on campaign materials.*

#### **Recommendations:**

1. Each Winner is required to file his election expenditure statement within 30 days of the results of the elections, the deadline in case of the Nagaland Assembly Elections being the 3<sup>rd</sup> April 2018. **It is recommended that the Abstract Expenditure Statement (Annexure 15) of the MLAs is uploaded on the website of the CEO within 72 hours of the receipt of the statement.**
2. The deadline for filing an election petition against any Winner is 45 days after the declaration of the results. Generally, MLAs submit their election expenditure statements towards the end of the 30 days given for submission of the statements. This leaves 15 days for any common citizen to file an election petition against any Winner. The deadline for filing an election petition should be increased in order to give the citizens time to scrutinize the election expenditure statements of the MLAs and gather the relevant documents/proof etc. for the election petition.
3. As has been instated in the filing of affidavits during the elections, the MLAs should not be allowed to keep any field blank on the Abstract Election Expenditure statement (Annexure 15) and Schedule 1 to 9. The statements must be filled in a legible format and overwriting of amounts in the statement should be discouraged.

Data in this Kit is presented in good faith, with an intention to inform voters. MLAs' Election Expenditure affidavits from the CEO Website (<http://ceonagaland.nic.in>) is the source of this analysis. Website:- [www.adrindia.org](http://www.adrindia.org), [www.myneta.info](http://www.myneta.info)

## Table of Contents

<b>ANALYSIS OF ELECTION EXPENDITURE STATEMENTS OF MLAS NAGALAND ASSEMBLY ELECTIONS, 2018</b>	<b>1</b>
<b>SUMMARY AND HIGHLIGHTS OF ELECTION EXPENSES OF MLAS FROM THE NAGALAND ASSEMBLY 2018 ELECTIONS</b>	<b>3</b>
<b>SUMMARY AND HIGHLIGHTS OF FUNDS RAISED BY MLAS IN THE NAGALAND ASSEMBLY 2018 ELECTIONS</b>	<b>11</b>
<b>SUMMARY AND HIGHLIGHTS OF ELECTION EXPENSES OF MINISTERS FROM THE NAGALAND ASSEMBLY ELECTIONS, 2018</b>	<b>13</b>
<b>SUMMARY AND HIGHLIGHTS OF FUNDS RAISED BY MINISTERS IN THE NAGALAND ASSEMBLY 2018 ELECTIONS</b>	<b>15</b>
<b>TOP 10 MLAS WITH HIGHEST DECLARED ELECTION EXPENSES IN 2018 NAGALAND ASSEMBLY ELECTIONS.....</b>	<b>16</b>
<b>10 MLAS WITH LOWEST ELECTION EXPENSES DECLARED.....</b>	<b>17</b>
<b>PARTY-WISE AVERAGE EXPENSES DECLARED BY MLAS</b>	<b>18</b>
<b>AVERAGE SELF-FUNDS USED FOR ELECTION CAMPAIGN (PARTY-WISE).....</b>	<b>18</b>
<b>AVERAGE FUNDS RAISED FROM POLITICAL PARTIES (PARTY-WISE).....</b>	<b>19</b>
<b>AVERAGE FUNDS RAISED FROM OTHER SOURCES (PARTY-WISE).....</b>	<b>19</b>
<b>PARTY-WISE AVERAGE EXPENSES ON PUBLIC MEETINGS, PROCESSIONS ETC. WITH AND WITHOUT STAR CAMPAIGNERS</b>	<b>20</b>
<b>PARTY WISE AVERAGE ELECTION EXPENSE OF MLAS ON CAMPAIGN MATERIALS.....</b>	<b>21</b>
<b>PARTY WISE AVERAGE ELECTION EXPENSE OF MLAS ON ELECTRONIC MEDIA.....</b>	<b>22</b>
<b>PARTY WISE AVERAGE ELECTION EXPENSE OF MLAS ON CAMPAIGN VEHICLES.....</b>	<b>22</b>
<b>PARTY WISE AVERAGE ELECTION EXPENSE OF MLAS ON CAMPAIGN WORKERS.....</b>	<b>23</b>
<b>ELECTION EXPENSES DECLARED BY MLAS IN NAGALAND ASSEMBLY ELECTIONS, 2018: FULL DETAILS.....</b>	<b>24</b>
<b>CONTACT DETAILS.....</b>	<b>32</b>
<b>DISCLAIMER.....</b>	<b>32</b>

Data in this Kit is presented in good faith, with an intention to inform voters. MLAs' Election Expenditure affidavits from the CEO Website (<http://ceonagaland.nic.in>) is the source of this analysis. Website:- [www.adrindia.org](http://www.adrindia.org) [www.myneta.info](http://www.myneta.info)

## Summary and Highlights of Election Expenses of MLAs from the Nagaland Assembly 2018 Elections

1. **Less than 50% of the Limit:** Out of 59 MLAs analysed, 45 (**76%**) MLAs have declared election expenses of less than 50% of the expense limit in their constituency.
2. **Average Election Expenses:** Based on the election expense declarations of 59 MLAs from Nagaland Assembly, the average amount of money spent by them in the elections is **Rs7.24 lakhs, which is 36% of the expense limit.**
3. **Party-wise Average Election Expenses:** The party wise average election expenses shows that the average spending for **27 MLAs from NPF is Rs7.47 lakhs** (37.4% of the expense limit). For **17 MLAs from NDPP**, the average election expenditure is **Rs7.13 lakhs** (35.7% of the expense limit), , the average election expenditure for **11 MLAs from BJP** is **Rs.7.97 lakhs** (39.9% of the expense limit), for **2 MLAs from NPP**, the average election expenditure is **Rs.4.30 lakhs** (21.5% of the expense limit) and for **1 MLAs from JD(U)** has spent **Rs4.51 lakhs** (22.6% of the expense limit) and **1 Independent MLA** has spent **Rs3.75 lakhs** (18.8% of the expense limit).

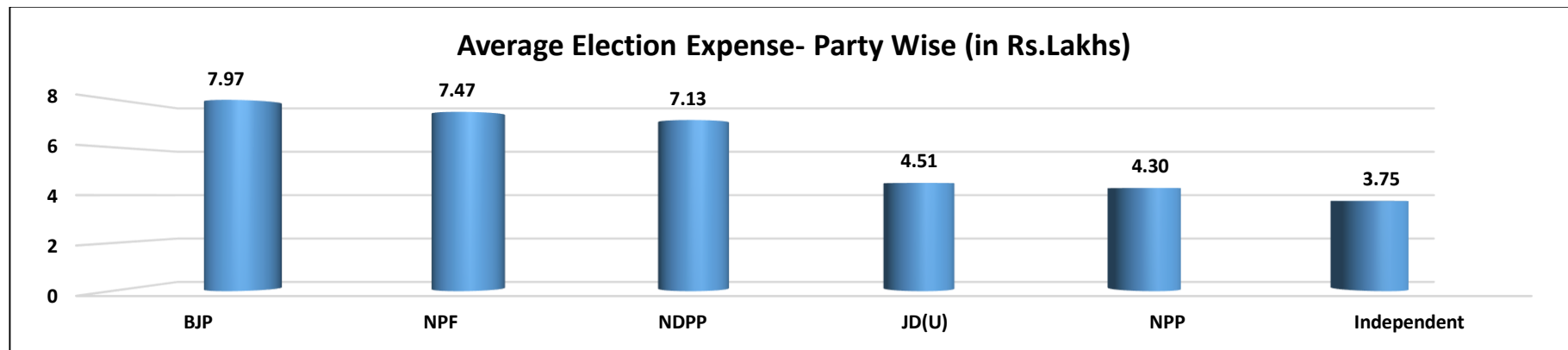


Figure 1: Party-wise Average Election Expenses (Rs.in lakhs)

Data in this Kit is presented in good faith, with an intention to inform voters. MLAs' Election Expenditure affidavits from the CEO Website (<http://ceonagaland.nic.in>) is the source of this analysis. Website:- [www.adrindia.org](http://www.adrindia.org), [www.myneta.info](http://www.myneta.info)

## Break Down of Expenditure Incurred by the MLAs

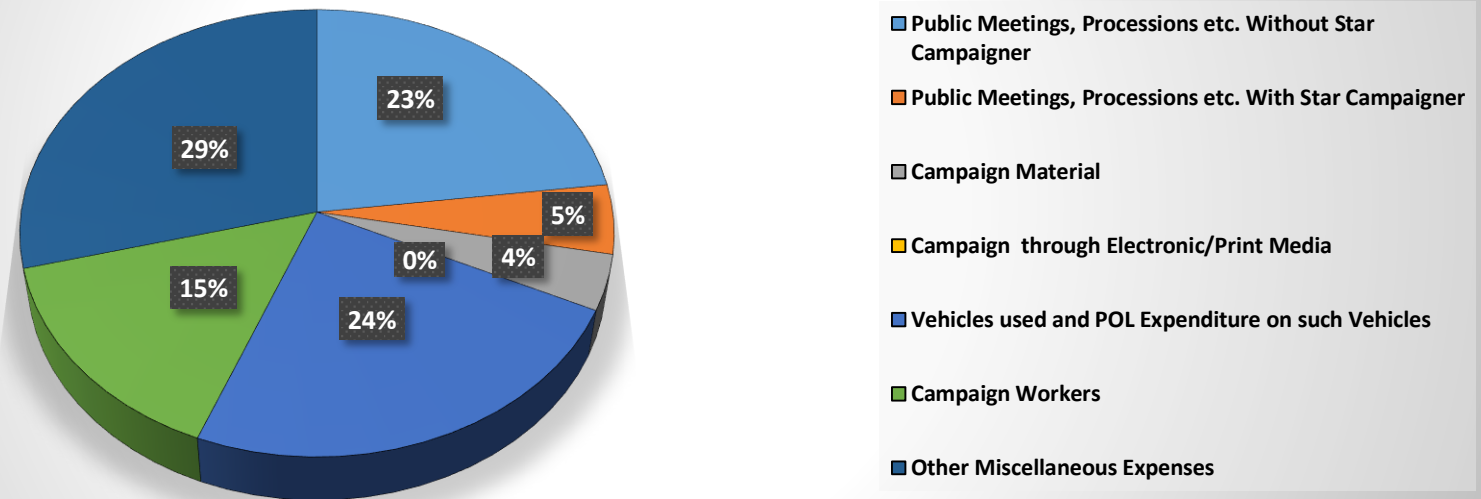


Figure 2: Break Down of Elections Expenses Incurred by MLAs

Data in this Kit is presented in good faith, with an intention to inform voters. MLAs' Election Expenditure affidavits from the CEO Website (<http://ceonagaland.nic.in>) is the source of this analysis. Website:- [www.adrindia.org](http://www.adrindia.org), [www.myneta.info](http://www.myneta.info)

**1. Top 3 MLAs with highest Election Expenses:** The details of top 3 MLAs who have declared highest election expenses are given below:

S.No.	Name	District	Constituency	Party	Expense Limit (Rs.)	Total expenses incurred/ authorized (Rs.)	% of limit reached
1	Moatoshi Longkumer	Dimapur	Dimapur-II	NPF	20,00,000 20 Lacs+	17,65,445 17 Lacs+	88%
2	Taditui Rangkau Zeliang	Peren	Peren	NPF	20,00,000 20 Lacs+	17,09,397 17 Lacs+	85%
3	K. Tokugha Sukhalu	Zunheboto	Zunheboto	NDPP	20,00,000 20 Lacs+	16,89,110 16 Lacs+	84%

**Table 1: Top 3 MLAs with highest election expenditure**

**2. MLAs with lowest Election Expenses:** The details of top 3 MLAs who have declared lowest election expenses are given below:

S.No.	Name	District	Constituency	Party	Expense Limit (Rs.)	Total expenses incurred/ authorized (Rs.)	% of limit reached
1	POHWANG KONYAK	MON	PHOMCHING	NDPP	20,00,000 20 Lacs+	1,86,701 1 Lacs+	9%
2	N. THONGWANG KONYAK	MON	MON TOWN	NPF	20,00,000 20 Lacs+	*1,97,834 1 Lacs+	10%
3	N. BONGKHAO KONYAK	MON	TOBU	NDPP	20,00,000 20 Lacs+	*2,37,000 2 Lacs+	12%

**Table 2: Top 3 MLAs with lowest election expenditure**

*\*on total expenses value indicates that the MLA has not provided the total in their affidavits, it has been calculated on the basis of details provided by them in the same*

3. **Expense on Public Meeting, Rally, and Processions with Star Campaigners:** Out of the 59 MLAs analyzed, **34 (58%) MLAs** have declared that **they have not spent any amount on** public meetings, processions etc. with star campaigners.
4. **Expense on Public Meeting, Rally, and Processions without Star Campaigners:** Out of the 59 MLAs analyzed, **9 (15%) MLAs** have declared that **they have not spent any amount on** public meetings, processions etc. without star campaigners.
5. **Expense on Campaigning through electronic/print media:** **52 (88%) MLAs** have declared that they have **not spent any amount on** campaigning through electronic/print media.
6. **Expense on Campaign Workers:** **22 (37%) MLAs** have declared that they **have not spent any amount on** campaign workers.
7. **Expense on Campaign Materials.:** **44(4%) MLAs** have declared that they **have not spent any amount on** campaign materials.
8. **Party-wise average expenses on Public Meetings, Processions with Star Campaigners:**

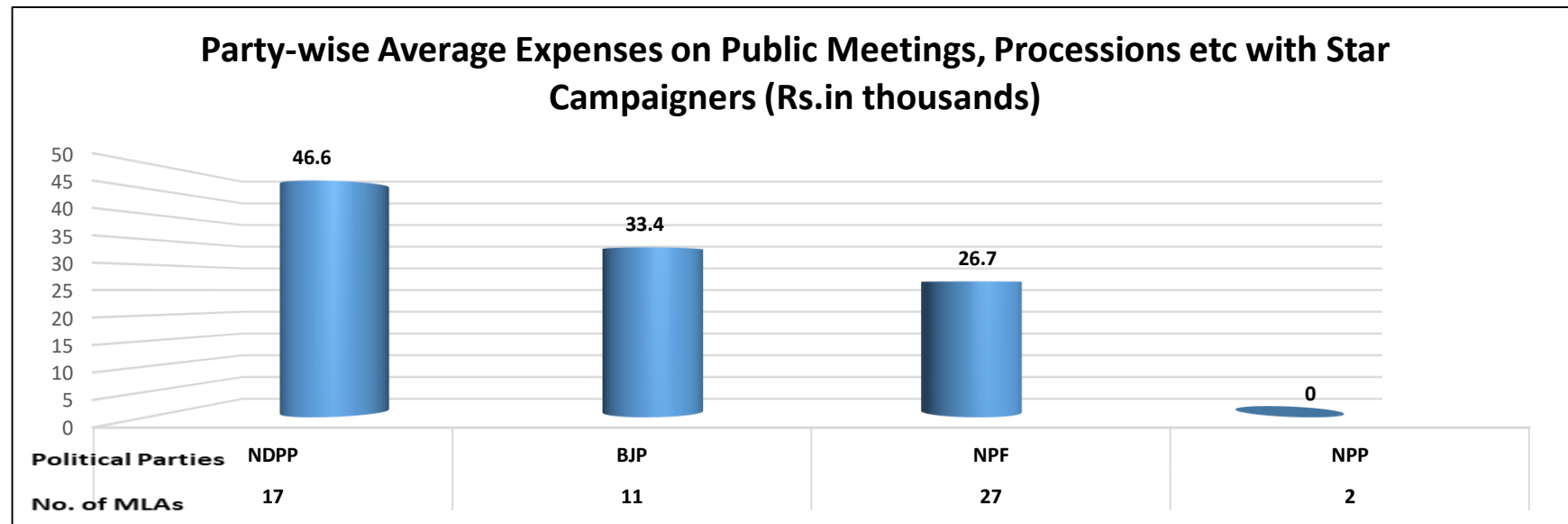


Figure 3: Party-wise Average Expenses on Public Meetings, Processions etc. with Star Campaigners (Rs. in thousands)

**9. Party-wise average expenses on Public Meetings, Processions without Star Campaigners:**

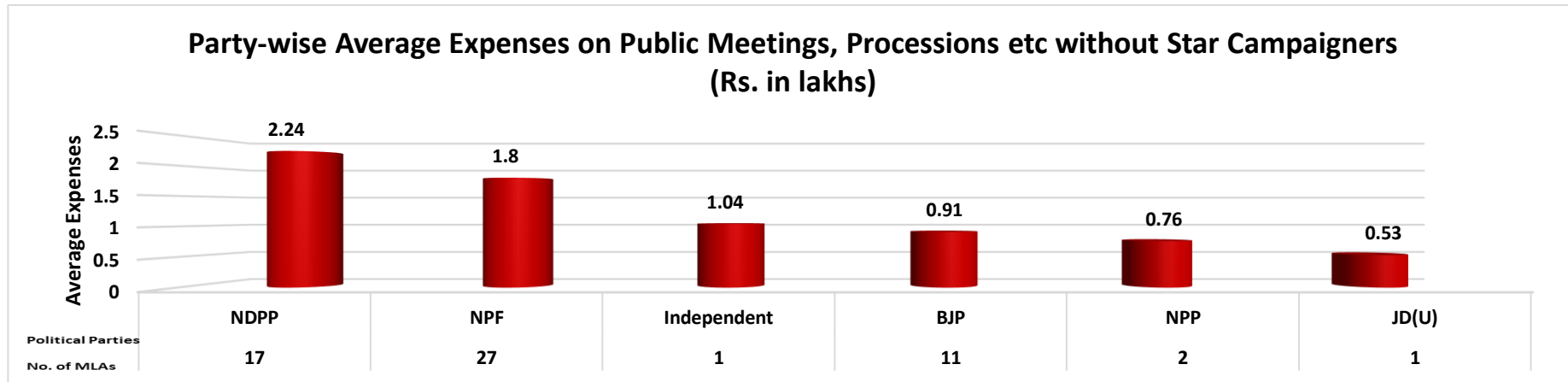


Figure 4: Party-wise Average Expenses on Public Meetings, Processions etc. without Star Campaigners (Rs.in lakhs)

**10. Party-wise average expenses on Campaign Materials:**

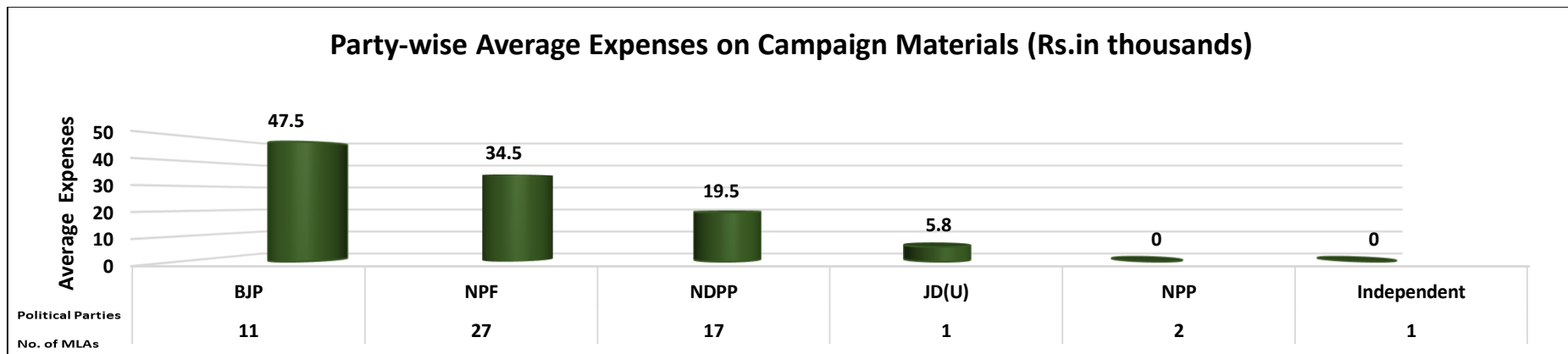


Figure 5: Party-wise Average Expenses on Campaign Materials (Rs. in thousands)

Data in this Kit is presented in good faith, with an intention to inform voters. MLAs' Election Expenditure affidavits from the CEO Website (<http://ceonagaland.nic.in>) is the source of this analysis. Website:- [www.adrindia.org](http://www.adrindia.org) [www.myneta.info](http://www.myneta.info)



**11. Party-wise average expenses on Electronic Media:**

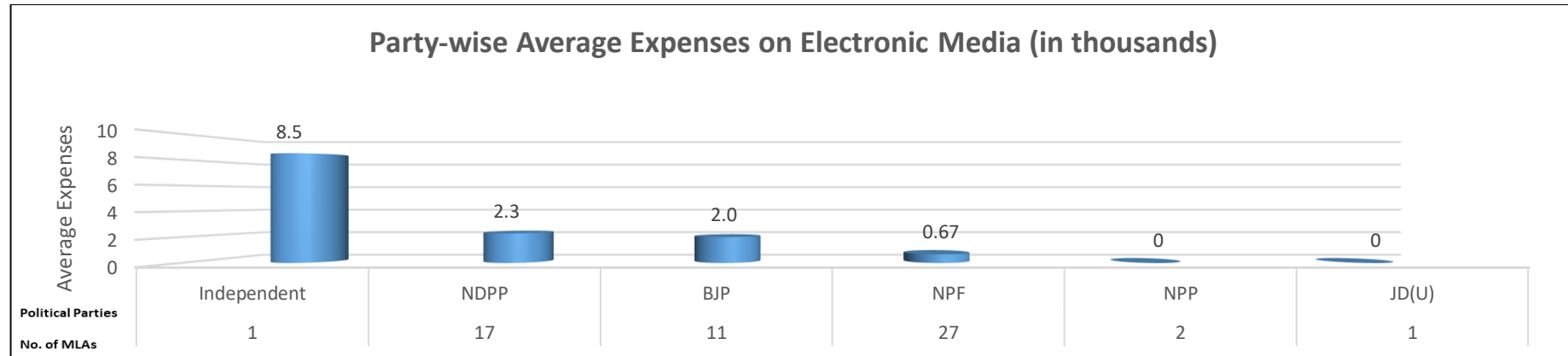


Figure 6: Party-wise Average Expenses on Electronic Media (Rs. in thousands)

**12. Party-wise average expenses on Campaign Vehicles:**

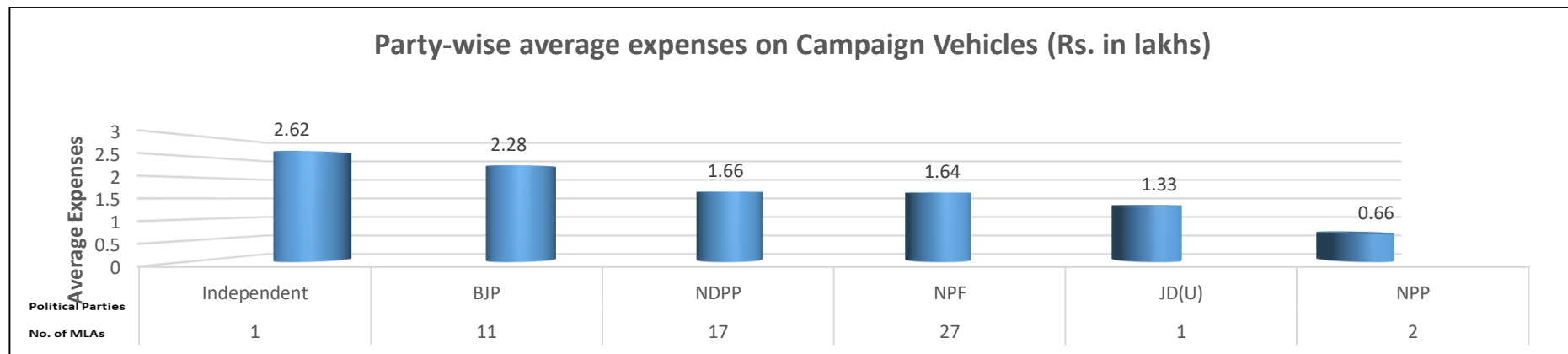
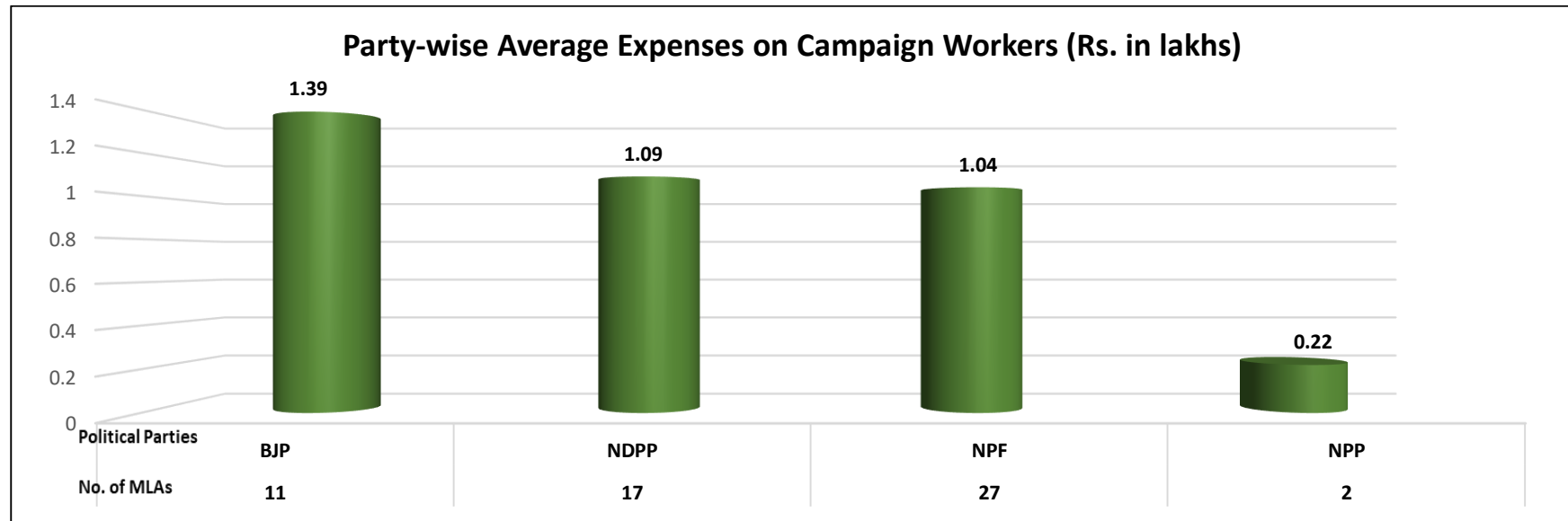


Figure 7: Party-wise Average Expenses on Campaign Vehicles (Rs. in lakhs)

Data in this Kit is presented in good faith, with an intention to inform voters. MLAs' Election Expenditure affidavits from the CEO Website (<http://ceonagaland.nic.in>) is the source of this analysis. Website:- [www.adrindia.org](http://www.adrindia.org), [www.myneta.info](http://www.myneta.info)

**13. Party-wise average expenses on Campaign Workers:**



**Figure 8: Party-wise Average Expenses on Campaign Workers (Rs. in lakhs)**

Data in this Kit is presented in good faith, with an intention to inform voters. MLAs' Election Expenditure affidavits from the CEO Website (<http://ceonagaland.nic.in>) is the source of this analysis. Website:- [www.adrindia.org](http://www.adrindia.org), [www.myneta.info](http://www.myneta.info)

## Summary and Highlights of Funds Raised by MLAs in the Nagaland Assembly 2018 Elections

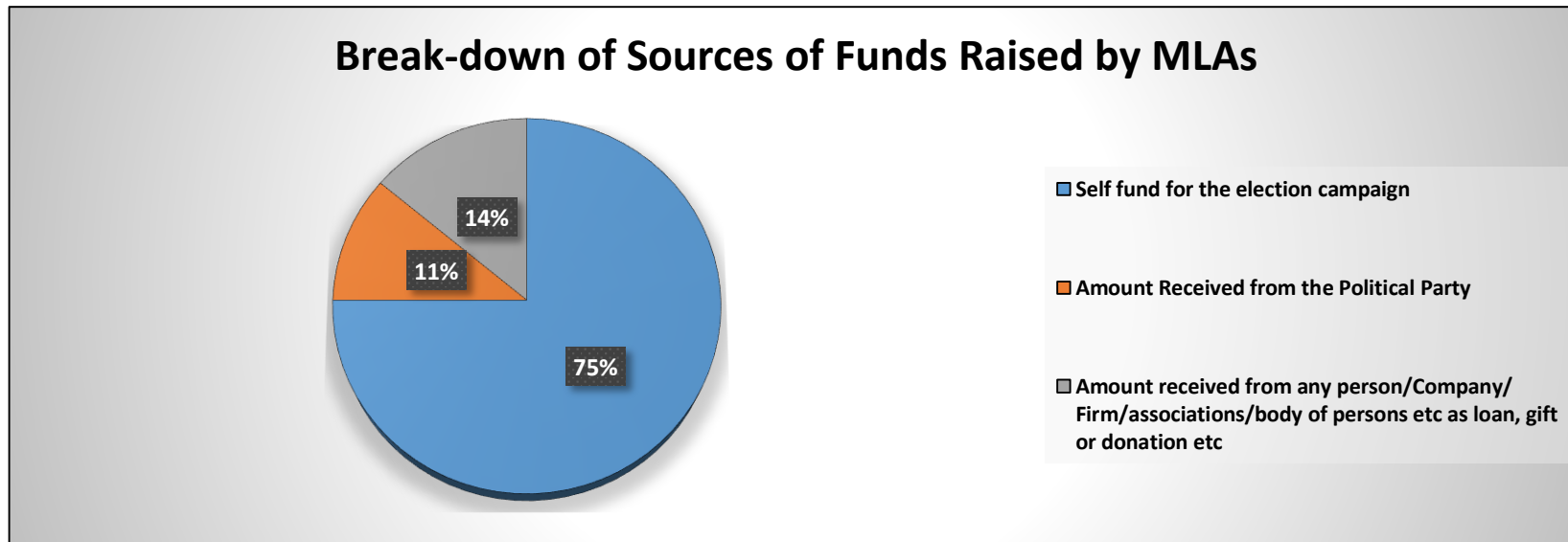


Figure 9: Percentage Break-down of Funds Raised by MLAs

1. **Percentage break-down of funds received by MLAs:** Out of the total funds received by MLAs, 11% funds were raised from political parties, 75% were raised by MLAs themselves and 14% funds were raised from other sources.
2. **MLAs Who Raised Funds from Political Parties:** Out of the 59 MLAs analyzed, 49 (83%) MLAs have declared that they have not received any funds from political parties.
3. **MLAs Who Raised Funds through any person/ company/ firm/ associations/ body of persons etc as loan, gift or donation etc:** Out of the 59 MLAs analyzed, 39(66%) MLAs have declared that they have not received any funds from any person/ company/ firm/ associations/ body of persons etc as loan, gift or donation etc.

4. **Self-funds used for election campaign:** Out of the 59 MLAs analyzed, **3(5%) MLAs** have declared that **they have not used any of his own funds for his election campaign.**
5. **Average funds raised from Political Parties (Party-wise):** On an average a MLA from **BJP** raised **36%**, a MLA from **NPF** raised **6%** and on an average a MLA from **NDPP** raised **only 2%** of his/her election expense funds from the political party.
6. **Average funds raised through any person/company/firm/associations/body of persons etc as loan, gift or donation etc (Party-wise):** On an average a MLA from **NPP** raised **35%** of his/her election expense funds from any person/company/firm/associations/body of persons etc. as loan, gift or donation. Similarly, a MLA from **BJP** raised **20%**, a MLA from **NDPP** raised **20%**, a MLA from **NPF** raised **9%** and 1 independent MLA raised on an average **10%** of his expense funds from any person/company/ firm/ associations/ body of persons etc. as loan, gift or donation.

## Summary and Highlights of Election Expenses of Ministers from the Nagaland Assembly Elections, 2018

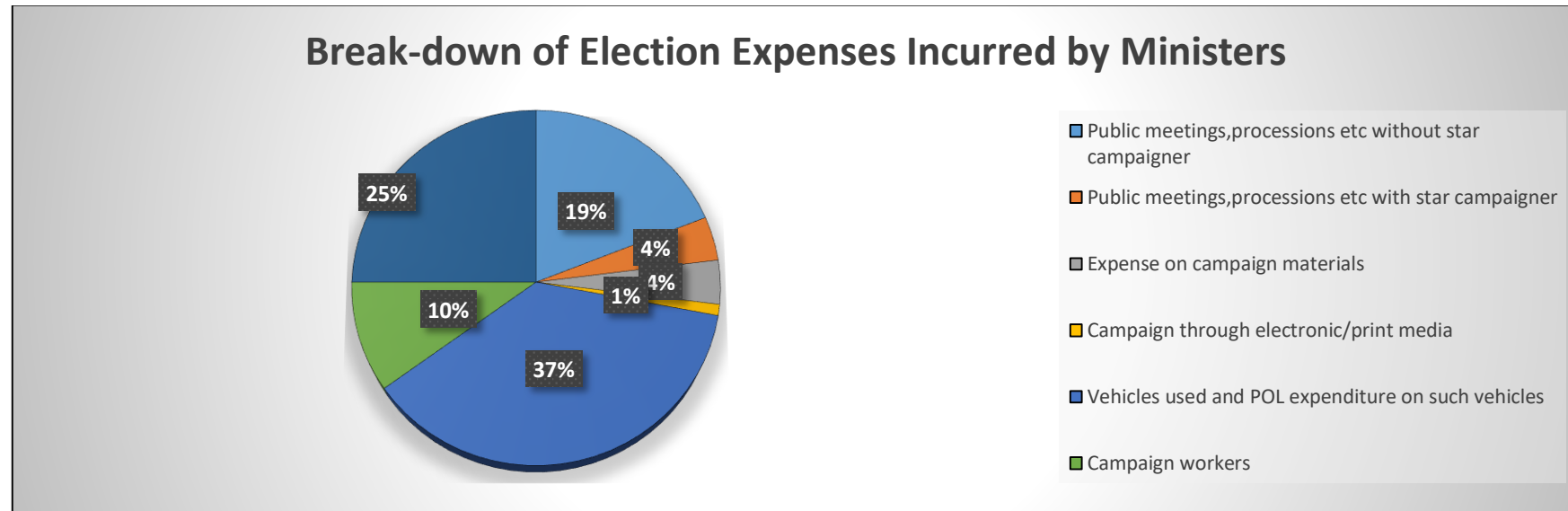


Figure 10: Break-down of Election Expenses Incurred by Ministers

1. **Less than 50% of the Limit:** Based on the election expense declarations of 11 out of 12 Ministers analysed from Nagaland Assembly 2018, 10(91%) have declared election expenses of less than 50% of the expense limit in their constituency.
2. **Average Election Expenditure:** Based on the election expense declarations of 11 Ministers from Nagaland Assembly 2018, the **average amount of money spent by them in the elections is about Rs 5.90 lakhs, which is 30% of the expense limit.**
3. **Top 3 Ministers with highest Election Expenditure:** The details of top 3 ministers with highest election expenditure are given below:

Data in this Kit is presented in good faith, with an intention to inform voters. MLAs' Election Expenditure affidavits from the CEO Website (<http://ceonagaland.nic.in>) is the source of this analysis. Website:- [www.adrindia.org](http://www.adrindia.org), [www.myneta.info](http://www.myneta.info)

S.No.	Name	District	Constituency	Party	Expense Limit (Rs.)	Total expenses incurred/ authorized (Rs.)	% of limit reached
1	N. JACOB ZHIMOMI	DIMAPUR	GHASPANI-I	BJP	20,00,000 20 Lacs+	11,07,175 11 Lacs+	55%
2	S PANGNYU PHOM	LONGLENG	LONGLENG	BJP	20,00,000 20 Lacs+	9,79,240 9 Lacs+	49%
3	NEIBA KRONU	PHEK	PFUTSERO	NDPP	20,00,000 20 Lacs+	*7,56,580 7 Lacs+	38%

**Table 1: Top 3 Ministers with Highest Election Expenditure**

\*on total expenses value indicates that the Minister has not provided the total in their affidavits, it has been calculated on the basis of details provided by them in the same

**4. Top 3 Ministers with lowest Election Expenditure:** The details of top 3 ministers with lowest election expenditure are given below:

S.No.	Name	District	Constituency	Party	Expense Limit (Rs.)	Total expenses incurred/ authorized (Rs.)	% of limit reached
1	C.M. CHANG	TUENSANG	NOKSEN	NDPP	20,00,000 20 Lacs+	*3,58,193 3 Lacs+	18%
2	TONGPANG OZUKUM	MOKOKCHUNG	ANGETYONGPANG	IND	20,00,000 20 Lacs+	*3,75,791 3 Lacs+	19%
3	YANTHUNGO PATTON	WOKHA	TYUI	BJP	20,00,000 20 Lacs+	*4,40,290 4 Lacs+	22%

**Table 2: Top 3 Ministers with Lowest Election Expenditure**

\*on total expenses value indicates that the Minister has not provided the total in their affidavits, it has been calculated on the basis of details provided by them in the same

## Summary and Highlights of Funds Raised by Ministers in the Nagaland Assembly 2018 Elections

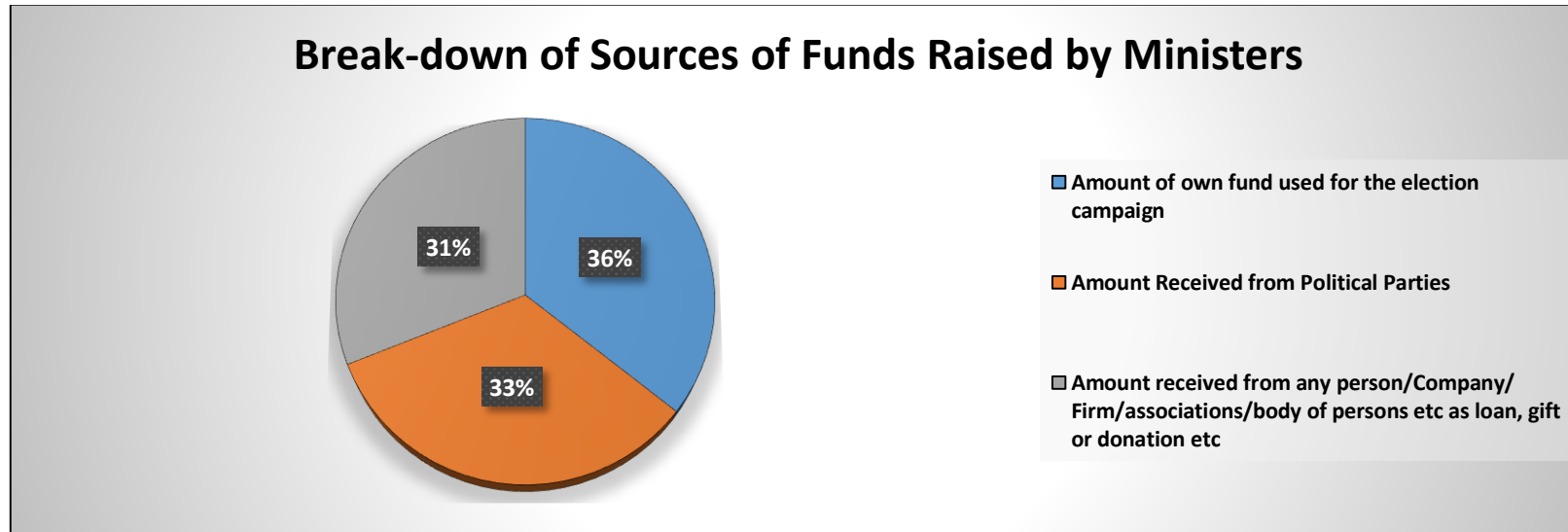


Figure 11: Percentage Break-down of Funds Raised by Ministers

1. **Percentage break-down of funds received by Ministers:** Out of the total funds received by Ministers, **33% funds were raised from political parties, 36% were raised by Ministers themselves and 31% funds were raised from other sources.**
2. **Ministers Who Raised Funds from Political Party:** Out of the 11 Ministers analyzed, **7 (64%) of the Ministers have declared that they have not received any funds from political parties.**
3. **Ministers Who Raised Funds through any person/ company/ firm/ associations/ body of persons etc as loan, gift or donation etc:** Out of the 11 Ministers analyzed, **7 (64%) Ministers have declared that they have not received any funds from any person/ company/ firm/ associations/ body of persons etc as loan, gift or donation etc.**

Data in this Kit is presented in good faith, with an intention to inform voters. MLAs' Election Expenditure affidavits from the CEO Website (<http://ceonagaland.nic.in>) is the source of this analysis. Website:- [www.adrindia.org](http://www.adrindia.org), [www.myneta.info](http://www.myneta.info)

### Top 10 MLAs with highest declared election expenses in 2018 Nagaland Assembly Elections

S.No.	Name	District	Constituency	Party	Expenditure incurred/authorized by MLA			Expense Limit (Rs.)	Total expenses incurred/ authorized (Rs.)	% of limit reached
					MLA/his election agent (Rs.)	By Political Party (Rs.)	Any other association/ body of persons/ individual (Rs.)			
1	MOATOSHI LONGKUMER	DIMAPUR	DIMAPUR-II	NPF	13,26,897	18,733	4,19,815	20,00,000 20 Lacs+	17,65,445 17 Lacs+	88%
2	TADITUI RANGKAU ZELIANG	PEREN	PEREN	NPF	17,09,397	0	0	20,00,000 20 Lacs+	17,09,397 17 Lacs+	85%
3	K. TOKUGHA SUKHALU	ZUNHEBOTO	ZUNHEBOTO	NDPP	17,89,110	0	0	20,00,000 20 Lacs+	16,89,110 16 Lacs+	84%
4	KEZHIENYI KHALO	PHEK	CHIZAMI	NPF	15,05,595	0	0	20,00,000 20 Lacs+	15,05,595 15 Lacs+	75%
5	H. TOVIHOTO AYEMI	DIMAPUR	DIMAPUR-I	BJP	12,67,032	72,175	0	20,00,000 20 Lacs+	13,39,207 13 Lacs+	67%
6	KEJONG CHANG	TUENSANG	TUENSANG SADAR-II	NPF	12,45,251	0	0	20,00,000 20 Lacs+	12,45,251 12 Lacs+	62%
7	KUZHOLUZO NIENU	PHEK	PHEK	NPF	12,31,024	0	0	20,00,000 20 Lacs+	12,31,024 12 Lacs+	62%
8	H.HAIYING	TUENSANG	NOKLAK	BJP	12,05,415	0	0	20,00,000 20 Lacs+	12,05,415 12 Lacs+	60%
9	DR.NEIKIESALIE NICKY KIRE	KOHIMA	KOHIMA TOWN	NDPP	11,76,886	0	0	20,00,000 20 Lacs+	11,76,886 11 Lacs+	59%
10	KENEIZHAKHO NAKHRO	KOHIMA	WESTERN ANGAMI	NPF	0	0	0	20,00,000 20 Lacs+	11,37,742 11 Lacs+	57%

Table 1: Top 10 highest expenses declared by MLAs

Data in this Kit is presented in good faith, with an intention to inform voters. MLAs' Election Expenditure affidavits from the CEO Website (<http://ceonagaland.nic.in>) is the source of this analysis. Website:- [www.adrindia.org](http://www.adrindia.org), [www.myneta.info](http://www.myneta.info)



### 10 MLAs with lowest election expenses declared

S.No.	Name	District	Constituency	Party	Expenditure incurred/authorized by MLA			Expense Limit (Rs.)	Total expenses incurred/ authorized (Rs.)	% of limit reached
					MLA/his election agent (Rs.)	By Political Party (Rs.)	Any other association/ body of persons/ individual (Rs.)			
1	POHWANG KONYAK	MON	PHOMCHING	NDPP	1,68,121	18,580	0	20,00,000 20 Lacs+	1,86,701 1 Lacs+	9%
2	N. THONGWANG KONYAK	MON	MON TOWN	NPF	1,97,834	0	0	20,00,000 20 Lacs+	*1,97,834 1 Lacs+	10%
3	N. BONGKHAO KONYAK	MON	TOBU	NDPP	2,37,000	0	0	20,00,000 20 Lacs+	*2,37,000 2 Lacs+	12%
4	SHRI IMNATIBA	MOKOKCHUNG	ARKAKONG	NPP	2,65,955	0	0	20,00,000 20 Lacs+	2,65,955 2 Lacs+	13%
5	R. KHING	KOHIMA	TSEMINYU	NDPP	3,35,024	0	0	20,00,000 20 Lacs+	3,35,024 3 Lacs+	17%
6	PICTO	ZUNHEBOTO	ATOIZU	NPF	3,54,222	0	0	20,00,000 20 Lacs+	*3,54,222 3 Lacs+	18%
7	C.M. CHANG	TUENSANG	NOKSEN	NDPP	3,58,193	0	0	20,00,000 20 Lacs+	*3,58,193 3 Lacs+	18%
8	Y. VIKHEHO SWU	PUGHOBOTO	PUGHOBOTO	NPF	3,59,098	0	0	20,00,000 20 Lacs+	3,59,098 3 Lacs+	18%
9	SHRI. Y.M.YOLLOW KONYAK	MON	WAKCHING	NPF	3,73,088	0	0	20,00,000 20 Lacs+	3,73,088 3 Lacs+	19%
10	TONGPANG OZUKUM	MOKOKCHUNG	ANGETYONGPANG	IND	3,75,791	0	0	20,00,000 20 Lacs+	*3,75,791 3 Lacs+	19%

Table 2: 10 lowest election expenses declared by MLAs

*\*on total expenses value indicates that the MLA has not provided the total in their affidavits, it has been calculated on the basis of details provided by them in the same*

Data in this Kit is presented in good faith, with an intention to inform voters. MLAs' Election Expenditure affidavits from the CEO Website (<http://ceonagaland.nic.in>) is the source of this analysis. Website:- [www.adrindia.org](http://www.adrindia.org), [www.myneta.info](http://www.myneta.info)

### Party-wise Average Expenses declared by MLAs

S.No.	Party	No. of MLAs Analyzed	Average Limit (Rs.)	Average Election Expense (Rs.)	% of Average Limit
1	NPF	27	20,00,000 20 Lacs+	7,47,505 7 Lacs+	37.4 %
2	NDPP	17	20,00,000 20 Lacs+	7,13,334 7 Lacs+	35.7 %
3	BJP	11	20,00,000 20 Lacs+	7,97,504 7 Lacs+	39.9 %
4	NPP	2	20,00,000 20 Lacs+	4,30,816 4 Lacs+	21.5 %
5	JD(U)	1	20,00,000 20 Lacs+	4,51,880 4 Lacs+	22.6 %
6	IND	1	20,00,000 20 Lacs+	3,75,791 3 Lacs+	18.8 %
<b>Total</b>		<b>59</b>	<b>20,00,000 20 Lacs+</b>	<b>7,24,935 7 Lacs+</b>	<b>36 %</b>

Table 3: Party-wise Average Expenses declared by MLAs

### Average self-funds used for Election Campaign (Party-wise)

S.No.	Party	No. of MLAs Analyzed	Average Total (Rs.)	Average Self Funds (Rs.)	% of Average Total
1	NPF	27	9,68,046.11 9 Lacs+	8,23,380.40 8 Lacs+	85.05 %
2	NDPP	17	7,31,042.29 7 Lacs+	5,74,067 5 Lacs+	78.52 %
3	BJP	11	10,35,328.09 10 Lacs+	4,59,675.81 4 Lacs+	44.39 %
4	NPP	2	4,37,977.50 4 Lacs+	2,82,977.50 2 Lacs+	64.61 %

Data in this Kit is presented in good faith, with an intention to inform voters. MLAs' Election Expenditure affidavits from the CEO Website (<http://ceonagaland.nic.in>) is the source of this analysis. Website:- [www.adrindia.org](http://www.adrindia.org), [www.myneta.info](http://www.myneta.info)

S.No.	Party	No. of MLAs Analyzed	Average Total (Rs.)	Average Self Funds (Rs.)	% of Average Total
5	IND	1	8,99,984 8 Lacs+	8,11,102 8 Lacs+	90.12 %
6	JD(U)	1	5,01,000 5 Lacs+	5,01,000 5 Lacs+	100 %

Table 4: Average self-funds used for Election Campaign (Party-wise)

### Average funds raised from Political Parties (Party-wise)

S.No.	Party	No. of MLAs Analyzed	Average Total (Rs.)	Average Party Funds (Rs.)	% of Average Total
1	NPF	27	9,68,046.11 9 Lacs+	60,617.77 60 Thou+	6.26 %
2	NDPP	17	7,31,042.29 7 Lacs+	14,034.11 14 Thou+	1.91 %
3	BJP	11	10,35,328.09 10 Lacs+	3,70,197.72 3 Lacs+	35.75 %
4	NPP	2	4,37,977.50 4 Lacs+	0	0 %
5	IND	1	8,99,984 8 Lacs+	0	0 %
6	JD(U)	1	5,01,000 5 Lacs+	0	0 %

Table 5: Average funds raised from Political Parties (Party-wise)

### Average funds raised from Other Sources (Party-wise)

S.No.	Party	No. of MLAs Analyzed	Average Total (Rs.)	Average Funds from other organizations and bodies (Rs.)	% of Average Total
1	NPF	27	9,68,046.11 9 Lacs+	83,981.14 83 Thou+	8.67 %
2	NDPP	17	7,31,042.29 7 Lacs+	1,42,941.17 1 Lacs+	19.55 %

Data in this Kit is presented in good faith, with an intention to inform voters. MLAs' Election Expenditure affidavits from the CEO Website (<http://ceonagaland.nic.in>) is the source of this analysis. Website:- [www.adrindia.org](http://www.adrindia.org), [www.myneta.info](http://www.myneta.info)

S.No.	Party	No. of MLAs Analyzed	Average Total (Rs.)	Average Funds from other organizations and bodies (Rs.)	% of Average Total
3	BJP	11	10,35,328.09 10 Lacs+	2,05,454.54 2 Lacs+	19.84 %
4	NPP	2	4,37,977.50 4 Lacs+	1,55,000 1 Lacs+	35.38 %
5	IND	1	8,99,984 8 Lacs+	88,882 88 Thou+	9.87 %
6	JD(U)	1	5,01,000 5 Lacs+	0	0 %

**Table 6: Average funds raised from Other Sources (Party-wise)**

### **Party-wise Average Expenses on Public Meetings, Processions etc. with and without Star Campaigners**

S.No.	Party	No. of MLAs Analyzed	Average Election Expense (Rs.)	Average Expense on Meetings, Processions etc. with star campaigners (Rs.)	% of Average Expense on Meetings, Processions etc. with star campaigners	Average Expense on Meetings, Processions etc. without star campaigners (Rs.)	% of Average Expense on Meetings, Processions etc. without star campaigners
1	NPF	27	7,47,505 7 Lacs+	26,748 26 Thou+	3.6 %	1,80,162 1 Lacs+	24.1 %
2	NDPP	17	7,13,334 7 Lacs+	46,604 46 Thou+	6.5 %	2,24,506 2 Lacs+	31.5 %
3	BJP	11	7,97,504 7 Lacs+	33,451 33 Thou+	4.2 %	91,271 91 Thou+	11.4 %
4	NPP	2	4,30,816 4 Lacs+	0	0 %	76,178 76 Thou+	76,178 76 Thou+
5	JD(U)	1	4,51,880 4 Lacs+	53,000 53 Thou+	11.7 %	53,527 53 Thou+	11.8 %

Data in this Kit is presented in good faith, with an intention to inform voters. MLAs' Election Expenditure affidavits from the CEO Website (<http://ceonagaland.nic.in>) is the source of this analysis. Website:- [www.adrindia.org](http://www.adrindia.org), [www.myneta.info](http://www.myneta.info)

S.No.	Party	No. of MLAs Analyzed	Average Election Expense (Rs.)	Average Expense on Meetings, Processions etc. with star campaigners (Rs.)	% of Average Expense on Meetings, Processions etc. with star campaigners	Average Expense on Meetings, Processions etc. without star campaigners (Rs.)	% of Average Expense on Meetings, Processions etc. without star campaigners
6	IND	1	3,75,791 3 Lacs+	0	0 %	1,04,545 1 Lacs+	27.8 %
Total		59	7,24,935 7 Lacs+	32,804 32 Thou+	5 %	1,69,413 1 Lacs+	23 %

Table 7: Party-wise Average Expenses on Public Meetings, Processions etc. with and without Star Campaigners

### Party Wise Average Election Expense of MLAs on Campaign Materials

S.No.	Party	No. of MLAs Analyzed	Average Limit (Rs.)	Average Election Expense (Rs.)	Average Expense on Campaign Materials (Rs.)	% of Average Expense on Campaign Materials
1	NPF	27	20,00,000 20 Lacs+	7,47,505 7 Lacs+	34,593 34 Thou+	4.6 %
2	NDPP	17	20,00,000 20 Lacs+	7,13,334 7 Lacs+	19,579 19 Thou+	2.7 %
3	BJP	11	20,00,000 20 Lacs+	7,97,504 7 Lacs+	47,540 47 Thou+	6 %
4	NPP	2	20,00,000 20 Lacs+	4,30,816 4 Lacs+	0	0 %
5	JD(U)	1	20,00,000 20 Lacs+	4,51,880 4 Lacs+	5,850 5 Thou+	1.3 %
6	IND	1	20,00,000 20 Lacs+	3,75,791 3 Lacs+	0	0 %
Total		59	20,00,000 20 Lacs+	7,24,935 7 Lacs+	30,434 30 Thou+	4 %

Table 8: Party-wise Average Election Expense of MLAs on Campaign Materials

Data in this Kit is presented in good faith, with an intention to inform voters. MLAs' Election Expenditure affidavits from the CEO Website (<http://ceonagaland.nic.in>) is the source of this analysis. Website:- [www.adrindia.org](http://www.adrindia.org), [www.myneta.info](http://www.myneta.info)

### Party Wise Average Election Expense of MLAs on Electronic Media

S.No.	Party	No. of MLAs Analyzed	Average Limit (Rs.)	Average Election Expense (Rs.)	Average Expense on Electronic Media (Rs.)	% of Average Expense on Electronic Media
1	NPF	27	20,00,000 20 Lacs+	7,47,505 7 Lacs+	679 6 Hund+	0.1 %
2	NDPP	17	20,00,000 20 Lacs+	7,13,334 7 Lacs+	2,331 2 Thou+	0.3 %
3	BJP	11	20,00,000 20 Lacs+	7,97,504 7 Lacs+	2,010 2 Thou+	0.3 %
4	NPP	2	20,00,000 20 Lacs+	4,30,816 4 Lacs+	0	0 %
5	IND	1	20,00,000 20 Lacs+	3,75,791 3 Lacs+	8,580 8 Thou+	2.3 %
6	JD(U)	1	20,00,000 20 Lacs+	4,51,880 4 Lacs+	0	0 %
<b>Total</b>		<b>59</b>	<b>20,00,000 20 Lacs+</b>	<b>7,24,935 7 Lacs+</b>	<b>1,502 1 Thou+</b>	<b>0.20 %</b>

Table 9: Party-wise Average Election Expense of MLAs on Electronic Media

### Party Wise Average Election Expense of MLAs on Campaign Vehicles

S.No.	Party	No. of MLAs Analyzed	Average Limit (Rs.)	Average Election Expense (Rs.)	Average Expense on Campaign Vehicles (Rs.)	% of Average Expense on Campaign Vehicles
1	NPF	27	20,00,000 20 Lacs+	7,47,505 7 Lacs+	1,64,954 1 Lacs+	22.1 %
2	NDPP	17	20,00,000 20 Lacs+	7,13,334 7 Lacs+	1,66,782 1 Lacs+	23.4 %
3	BJP	11	20,00,000 20 Lacs+	7,97,504 7 Lacs+	2,28,207 2 Lacs+	28.6 %
4	NPP	2	20,00,000 20 Lacs+	4,30,816 4 Lacs+	66,237 66 Thou+	15.4 %

Data in this Kit is presented in good faith, with an intention to inform voters. MLAs' Election Expenditure affidavits from the CEO Website (<http://ceonagaland.nic.in>) is the source of this analysis. Website:- [www.adrindia.org](http://www.adrindia.org), [www.myneta.info](http://www.myneta.info)

S.No.	Party	No. of MLAs Analyzed	Average Limit (Rs.)	Average Election Expense (Rs.)	Average Expense on Campaign Vehicles (Rs.)	% of Average Expense on Campaign Vehicles
5	JD(U)	1	20,00,000 20 Lacs+	4,51,880 4 Lacs+	1,33,300 1 Lacs+	29.5 %
6	IND	1	20,00,000 20 Lacs+	3,75,791 3 Lacs+	2,62,666 2 Lacs+	69.9 %
<b>Total</b>		<b>59</b>	<b>20,00,000</b> <b>20 Lacs+</b>	<b>7,24,935</b> <b>7 Lacs+</b>	<b>1,75,047</b> <b>1 Lacs+</b>	<b>24 %</b>

**Table 10: Party-wise Average Election Expense of MLAs on Campaign Vehicles**

### **Party Wise Average Election Expense of MLAs on Campaign Workers**

S.No.	Party	No. of MLAs Analyzed	Average Limit (Rs.)	Average Election Expense (Rs.)	Average Expense on Campaign Workers (Rs.)	% of Average Expense on Campaign Workers
1	NPF	27	20,00,000 20 Lacs+	7,47,505 7 Lacs+	1,04,623 1 Lacs+	14 %
2	NDPP	17	20,00,000 20 Lacs+	7,13,334 7 Lacs+	1,09,308 1 Lacs+	15.3 %
3	BJP	11	20,00,000 20 Lacs+	7,97,504 7 Lacs+	1,39,720 1 Lacs+	17.5 %
4	NPP	2	20,00,000 20 Lacs+	4,30,816 4 Lacs+	22,705 22 Thou+	5.3 %
5	IND	1	20,00,000 20 Lacs+	3,75,791 3 Lacs+	0	0 %
6	JD(U)	1	20,00,000 20 Lacs+	4,51,880 4 Lacs+	2,01,203 2 Lacs+	44.5 %
<b>Total</b>		<b>59</b>	<b>20,00,000</b> <b>20 Lacs+</b>	<b>7,24,935</b> <b>7 Lacs+</b>	<b>1,09,603</b> <b>1 Lacs+</b>	<b>15 %</b>

**Table 11: Party-wise Average Election Expense of MLAs on Campaign Worker**

Data in this Kit is presented in good faith, with an intention to inform voters. MLAs' Election Expenditure affidavits from the CEO Website (<http://ceonagaland.nic.in>) is the source of this analysis. Website:- [www.adrindia.org](http://www.adrindia.org), [www.myneta.info](http://www.myneta.info)

### Election expenses declared by MLAs in Nagaland Assembly Elections, 2018: Full Details

S.No.	Name	District	Constituency	Party	Expenditure incurred/authorized by MLA			Expense Limit (Rs.)	Total expenses incurred/ authorized (Rs.)	% of limit reached
					MLA/his election agent (Rs.)	By Political Party (Rs.)	Any other association/ body of persons/ individual (Rs.)			
1	MOATOSHI LONGKUMER	DIMAPUR	DIMAPUR-II	NPF	13,26,897	18,733	4,19,815	20,00,000 20 Lacs+	17,65,445 17 Lacs+	88%
2	TADITUI RANGKAU ZELIANG	PEREN	PEREN	NPF	17,09,397	0	0	20,00,000 20 Lacs+	17,09,397 17 Lacs+	85%
3	K. TOKUGHA SUKHALU	ZUNHEBOTO	ZUNHEBOTO	NDPP	17,89,110	0	0	20,00,000 20 Lacs+	16,89,110 16 Lacs+	84%
4	KEZHNIENYI KHALO	PHEK	CHIZAMI	NPF	15,05,595	0	0	20,00,000 20 Lacs+	15,05,595 15 Lacs+	75%
5	H. TOVIHOTO AYEMI	DIMAPUR	DIMAPUR-I	BJP	12,67,032	72,175	0	20,00,000 20 Lacs+	13,39,207 13 Lacs+	67%
6	KEJONG CHANG	TUENSANG	TUENSANG SADAR-II	NPF	12,45,251	0	0	20,00,000 20 Lacs+	12,45,251 12 Lacs+	62%
7	KUZHOLUZO NIENU	PHEK	PHEK	NPF	12,31,024	0	0	20,00,000 20 Lacs+	12,31,024 12 Lacs+	62%
8	H.HAIYING	TUENSANG	NOKLAK	BJP	12,05,415	0	0	20,00,000 20 Lacs+	12,05,415 12 Lacs+	60%

Data in this Kit is presented in good faith, with an intention to inform voters. MLAs' Election Expenditure affidavits from the CEO Website (<http://ceonagaland.nic.in>) is the source of this analysis. Website:- [www.adrindia.org](http://www.adrindia.org), [www.myneta.info](http://www.myneta.info)



S.No.	Name	District	Constituency	Party	Expenditure incurred/authorized by MLA			Expense Limit (Rs.)	Total expenses incurred/ authorized (Rs.)	% of limit reached
					MLA/his election agent (Rs.)	By Political Party (Rs.)	Any other association/ body of persons/ individual (Rs.)			
9	DR.NEIKIESALIE NICKY KIRE	KOHIMA	KOHIMA TOWN	NDPP	11,76,886	0	0	20,00,000 20 Lacs+	11,76,886 11 Lacs+	59%
10	KENEIZHAKHO NAKHRO	KOHIMA	WESTERN ANGAMI	NPF	0	0	0	20,00,000 20 Lacs+	11,37,742 11 Lacs+	57%
11	N. JACOB ZHIMOMI	DIMAPUR	GHASPANI-I	BJP	10,35,000	72,175	0	20,00,000 20 Lacs+	11,07,175 11 Lacs+	55%
12	ZHALEO RIO	DIMAPUR	GHASPANI-II	NDPP	10,76,710	0	0	20,00,000 20 Lacs+	10,76,710 10 Lacs+	54%
13	ZALE NEIKHA	KOHIMA	SOUTHERN ANGAMI-II	NDPP	9,20,360	98,000	0	20,00,000 20 Lacs+	10,18,360 10 Lacs+	51%
14	IMTIKUMZUK	MOKOKCHUNG	AONGLENDEN	NDPP	10,12,077	0	0	20,00,000 20 Lacs+	10,12,077 10 Lacs+	51%
15	S PANGNYU PHOM	LONGLENG	LONGLENG	BJP	9,79,240	0	0	20,00,000 20 Lacs+	9,79,240 9 Lacs+	49%
16	AZHETO ZHIMOMI	DIMAPUR	DIMAPUR-III	NPF	9,01,724	0	5,000	20,00,000 20 Lacs+	9,06,724 9 Lacs+	45%
17	LONGRINEKEN	MOKOKCHUNG	JANGPETKONG	BJP	8,70,622	0	0	20,00,000 20 Lacs+	8,70,622 8 Lacs+	44%
18	VIKHO-O YHOSHÜ	KOHIMA	SOUTHERN ANGAMI-I	NDPP	8,42,310	0	0	20,00,000 20 Lacs+	8,42,311 8 Lacs+	42%

Data in this Kit is presented in good faith, with an intention to inform voters. MLAs' Election Expenditure affidavits from the CEO Website (<http://ceonagaland.nic.in>) is the source of this analysis. Website:- [www.adrindia.org](http://www.adrindia.org), [www.myneta.info](http://www.myneta.info)

S.No.	Name	District	Constituency	Party	Expenditure incurred/authorized by MLA			Expense Limit (Rs.)	Total expenses incurred/ authorized (Rs.)	% of limit reached
					MLA/his election agent (Rs.)	By Political Party (Rs.)	Any other association/ body of persons/ individual (Rs.)			
19	B. S. NGANLANG PHOM	LONGLENG	TAMLU	NPF	8,24,820	0	0	20,00,000 20 Lacs+	8,23,820 8 Lacs+	41%
20	NAMDUADI RANGKAU ZELIANG	PEREN	TENNING	NPF	7,72,887	0	0	20,00,000 20 Lacs+	7,77,888 7 Lacs+	39%
21	NEIBA KRONU	PHEK	PFUTSERO	NDPP	7,56,580	0	0	20,00,000 20 Lacs+	*7,56,580 7 Lacs+	38%
22	DR IMTIWAPANG AIER	MOKOKCHUNG	IMPUR	NPF	7,30,531	0	7,200	20,00,000 20 Lacs+	7,37,731 7 Lacs+	37%
23	YITACHU	PHEK	MELURI	NPF	7,24,398	0	0	20,00,000 20 Lacs+	7,24,398 7 Lacs+	36%
24	H KHEHOVI	ZUNHEBOTO	SURUHOTO	BJP	7,20,854	0	0	20,00,000 20 Lacs+	7,20,854 7 Lacs+	36%
25	TOSHI WUNGTUNG	TUENSANG	SHAMATOR CHESSORE	NDPP	6,99,237	0	0	20,00,000 20 Lacs+	*6,99,237 6 Lacs+	35%
26	KHRIEHU LIEZIETSU	KOHIMA	NORTHERN ANGAMI-I	NPF	6,76,065	0	0	20,00,000 20 Lacs+	*6,76,065 6 Lacs+	34%
27	NOKE	MON	TAPI	NDPP	6,53,425	0	0	20,00,000 20 Lacs+	6,53,425 6 Lacs+	33%
28	MMHONLUMO KIKON	WOKHA	BHANDARI	BJP	5,25,258	72,175	0	20,00,000 20 Lacs+	*5,97,433 5 Lacs+	30%

Data in this Kit is presented in good faith, with an intention to inform voters. MLAs' Election Expenditure affidavits from the CEO Website (<http://ceonagaland.nic.in>) is the source of this analysis. Website:- [www.adrindia.org](http://www.adrindia.org), [www.myneta.info](http://www.myneta.info)

S.No.	Name	District	Constituency	Party	Expenditure incurred/authorized by MLA			Expense Limit (Rs.)	Total expenses incurred/ authorized (Rs.)	% of limit reached
					MLA/his election agent (Rs.)	By Political Party (Rs.)	Any other association/ body of persons/ individual (Rs.)			
29	L.KHUMO KHAMNIUNGAN	TUENSANG	THONOKNYU	NPP	5,95,676	0	0	20,00,000 20 Lacs+	5,95,676 5 Lacs+	30%
30	CHOTISUH SAZO	PHEK	CHOZUBA	NPF	5,88,980	0	0	20,00,000 20 Lacs+	*5,88,980 5 Lacs+	29%
31	PUKHAYI	ZUNHEBOTO	AGHUNATO	NDPP	5,15,380	0	70,000	20,00,000 20 Lacs+	5,85,380 5 Lacs+	29%
32	MUTHINGNYUBA SANGTAM	TUENSANG	LONGKHIM CHARE	NPF	5,77,402	0	0	20,00,000 20 Lacs+	*5,77,402 5 Lacs+	29%
33	IMKONG L IMCHEN	MOKOKCHUNG	KORIDANG	NPF	4,91,652	0	83,610	20,00,000 20 Lacs+	5,75,192 5 Lacs+	29%
34	P. PAIWANG KONYAK	MON	TIZIT	BJP	5,65,213	0	0	20,00,000 20 Lacs+	5,65,213 5 Lacs+	28%
35	C.L JOHN	MON	TEHOK	NPF	5,57,247	0	0	20,00,000 20 Lacs+	5,57,248 5 Lacs+	28%
36	NGANGSHI K AO	MOKOKCHUNG	MONGOYA	NPF	5,56,839	0	0	20,00,000 20 Lacs+	*5,56,839 5 Lacs+	28%
37	MHATHUNG YANTHAN	WOKHA	SANIS	NDPP	4,97,608	25,000	0	20,00,000 20 Lacs+	5,22,608 5 Lacs+	26%
38	METSUBO JAMIR	MOKOKCHUNG	MOKOKCHUNG TOWN	NDPP	5,18,640	0	0	20,00,000 20 Lacs+	5,18,640 5 Lacs+	26%

Data in this Kit is presented in good faith, with an intention to inform voters. MLAs' Election Expenditure affidavits from the CEO Website (<http://ceonagaland.nic.in>) is the source of this analysis. Website:- [www.adrindia.org](http://www.adrindia.org), [www.myneta.info](http://www.myneta.info)

S.No.	Name	District	Constituency	Party	Expenditure incurred/authorized by MLA			Expense Limit (Rs.)	Total expenses incurred/ authorized (Rs.)	% of limit reached
					MLA/his election agent (Rs.)	By Political Party (Rs.)	Any other association/ body of persons/ individual (Rs.)			
39	AMENBA YADEN	MOKOKCHUNG	TULI	NPF	5,10,326	0	0	20,00,000 20 Lacs+	5,10,326 5 Lacs+	26%
40	TEMJEN IMNA ALONG	MOKOKCHUNG	ALONGTAKI	BJP	4,14,848	72,175	0	20,00,000 20 Lacs+	4,87,023 4 Lacs+	24%
41	DR. CHUMBEN MURRY	WOKHA	WOKHA	NPF	4,71,925	12,500	0	20,00,000 20 Lacs+	4,84,425 4 Lacs+	24%
42	ESHAK KONYAK	MON	ABOI	NPF	4,83,640	0	0	20,00,000 20 Lacs+	*4,83,640 4 Lacs+	24%
43	E. E. PANGTEANG	MON	MOKA	NPF	4,67,849	0	0	20,00,000 20 Lacs+	4,67,849 4 Lacs+	23%
44	KAZHETO KINIMI	ZUNHEBOTO	AKULUTO	BJP	3,87,900	72,175	0	20,00,000 20 Lacs+	4,60,075 4 Lacs+	23%
45	NEIPHIU RIO	KOHIMA	NORTHERN ANGAMI-II	NDPP	2,38,436	2,20,000	0	20,00,000 20 Lacs+	4,58,436 4 Lacs+	23%
46	G. KAITO AYE	ZUNHEBOTO	SATAKHA	JD(U)	4,51,880	0	0	20,00,000 20 Lacs+	4,51,880 4 Lacs+	23%
47	TOYANG CHANG	TUENSANG	TUENSANG SADAR-I	NPF	4,51,500	0	0	20,00,000 20 Lacs+	*4,51,500 4 Lacs+	23%
48	YANTHUNGO PATTON	WOKHA	TYUI	BJP	4,40,290	0	0	20,00,000 20 Lacs+	*4,40,290 4 Lacs+	22%

Data in this Kit is presented in good faith, with an intention to inform voters. MLAs' Election Expenditure affidavits from the CEO Website (<http://ceonagaland.nic.in>) is the source of this analysis. Website:- [www.adrindia.org](http://www.adrindia.org), [www.myneta.info](http://www.myneta.info)

S.No.	Name	District	Constituency	Party	Expenditure incurred/authorized by MLA			Expense Limit (Rs.)	Total expenses incurred/ authorized (Rs.)	% of limit reached
					MLA/his election agent (Rs.)	By Political Party (Rs.)	Any other association/ body of persons/ individual (Rs.)			
49	T. TORECHU	KIPHIRE	PUNGRO KIPHIRE	NPF	4,03,900	0	0	20,00,000 20 Lacs+	4,03,900 4 Lacs+	20%
50	TONGPANG OZUKUM	MOKOKCHUNG	ANGETYONGPANG	IND	3,75,791	0	0	20,00,000 20 Lacs+	*3,75,791 3 Lacs+	19%
51	SHRI. Y.M.YOLLOW KONYAK	MON	WAKCHING	NPF	3,73,088	0	0	20,00,000 20 Lacs+	3,73,088 3 Lacs+	19%
52	Y. VIKHEHO SWU	PUGHOBOTO	PUGHOBOTO	NPF	3,59,098	0	0	20,00,000 20 Lacs+	3,59,098 3 Lacs+	18%
53	C.M. CHANG	TUENSANG	NOKSEN	NDPP	3,58,193	0	0	20,00,000 20 Lacs+	*3,58,193 3 Lacs+	18%
54	PICTO	ZUNHEBOTO	ATOIZU	NPF	3,54,222	0	0	20,00,000 20 Lacs+	*3,54,222 3 Lacs+	18%
55	R. KHING	KOHIMA	TSEMINYU	NDPP	3,35,024	0	0	20,00,000 20 Lacs+	3,35,024 3 Lacs+	17%
56	SHRI IMNATIBA	MOKOKCHUNG	ARKAKONG	NPP	2,65,955	0	0	20,00,000 20 Lacs+	2,65,955 2 Lacs+	13%
57	N. BONGKHAO KONYAK	MON	TOBU	NDPP	2,37,000	0	0	20,00,000 20 Lacs+	*2,37,000 2 Lacs+	12%
58	N. THONGWANG KONYAK	MON	MON TOWN	NPF	1,97,834	0	0	20,00,000 20 Lacs+	*1,97,834 1 Lacs+	10%

Data in this Kit is presented in good faith, with an intention to inform voters. MLAs' Election Expenditure affidavits from the CEO Website (<http://ceonagaland.nic.in>) is the source of this analysis. Website:- [www.adrindia.org](http://www.adrindia.org), [www.myneta.info](http://www.myneta.info)

S.No.	Name	District	Constituency	Party	Expenditure incurred/authorized by MLA			Expense Limit (Rs.)	Total expenses incurred/ authorized (Rs.)	% of limit reached
					MLA/his election agent (Rs.)	By Political Party (Rs.)	Any other association/ body of persons/ individual (Rs.)			
59	POHWANG KONYAK	MON	PHOMCHING	NDPP	1,68,121	18,580	0	20,00,000 20 Lacs+	1,86,701 1 Lacs+	9%

**Table 12: Election expenses declared by MLAs in Nagaland Assembly Elections, 2018: Full Details**

*\*on total expenses value indicates that the MLA has not provided the total in their affidavits, it has been calculated on the basis of details provided by them in the same*

## How information is disseminated?



**www.myneta.info**

Provides full information of criminal cases, asset, liability and education details declared by candidates in the self sworn affidavits filed by them prior to contesting Lok Sabha and State Assembly elections.

**www.adrindia.org**

Provides detailed analytical reports of Lok Sabha, state assembly, local body elections and financial reports of political parties.

---



Get information by SMS the users have to send  
**MYNETA <PINCODE> or <CONSTITUENCY>**  
**to 56070 or 9246556070**



**1800-110-440**  
 Mon to Fri : 10 am to 6 pm

---



**Twitter:** [www.twitter.com/adrspeaks](http://www.twitter.com/adrspeaks)

**Facebook page:** [www.facebook.com/adr.new](http://www.facebook.com/adr.new)  
[www.facebook.com/myneta.info](http://www.facebook.com/myneta.info)

**You Tube:** [www.youtube.com/adrspeaks](http://www.youtube.com/adrspeaks)

---



**Myneta:**  
 The Criminal, Financial, Educational and other background information self declared by candidates in their affidavits during elections is now available on your mobile phones.

**Election Watch Reporter :**  
 This app enables citizens with a tool to capture violation of election related laws and the code of conduct.

Both the applications are available on Google Play Store.



## Contact Details

### Nagaland Election Watch

Ms. Hekani Jakhalu  
State Coordinator  
+91 9856307033  
[hekanijakhalu@yahoo.com](mailto:hekanijakhalu@yahoo.com)

### National Election Watch/Association for Democratic Reforms

<p><b>Media and Journalist Helpline</b></p> <p>+91 80103 94248 Email: <a href="mailto:adr@adrindia.org">adr@adrindia.org</a></p>	<p><b>Maj.Gen. Anil Verma (Retd.) Head</b></p> <p>National Election Watch, Association for Democratic Reforms 011 4165 4200, +91 88264 79910 <a href="mailto:adr@adrindia.org">adr@adrindia.org</a>, <a href="mailto:anilverma@adrindia.org">anilverma@adrindia.org</a></p>	<p><b>Prof Jagdeep Chhokar IIM Ahmedabad (Retd.) Founder Member,</b></p> <p>National Election Watch, Association for Democratic Reforms +91 99996 20944 <a href="mailto:jchhokar@gmail.com">jchhokar@gmail.com</a></p>	<p><b>Prof Trilochan Sastry IIM Bangalore Founder Member,</b></p> <p>National Election Watch, Association for Democratic Reforms +91 94483 53285 <a href="mailto:trilochan@iimb.ac.in">trilochan@iimb.ac.in</a></p>
--	---	--	---

## DISCLAIMER

All information about MLAs, in this report has been taken from the election expenditure statements filed by them and submitted to the Chief Electoral Officer, Himachal Pradesh. **ADR does not add or subtract any information, unless the EC changes the data. In particular, no unverified information from any other source is used.** Copies of affidavits were obtained from the CEO's website (<http://ceonagaland.nic.in>) While all efforts have been made to ensure that the information is in keeping with what is mentioned in the election expenditure statements, in case of discrepancy between information in this report and that given in the election expenditure statements, the information reported in the election expenditure statements filed by MLAs should be treated as correct. Association for Democratic Reforms, Nagaland Election Watch and their volunteers are not responsible or liable for any damage arising directly or indirectly from the publication of this report.

Data in this Kit is presented in good faith, with an intention to inform voters. MLAs' Election Expenditure affidavits from the CEO Website (<http://ceonagaland.nic.in>) is the source of this analysis. Website:- [www.adrindia.org](http://www.adrindia.org), [www.myneta.info](http://www.myneta.info)