

Date: 1st September, 2020

Analysis of Election Expenditure Statements of MLAs

Haryana Assembly Elections, 2019

According to Section 78 of the Representation of the People Act, 1951, every contesting candidate has to lodge a true copy of his election expenses within 30 days from the date of declaration of result of election, with the District Election Officer in all States and Union Territories. Haryana Election Watch and Association for Democratic Reforms (ADR) have analyzed 89 election expenditure statements submitted after the Haryana Assembly Election 2019 for newly elected MLAs. The election expenditure statement of 1 MLA namely Rakesh Janghu (Rakesh Daultabad) (Independent) from Badshahpur constituency was not analysed as his expenditure statements was not available on the website at the time of making this report. The expenditure limit for the MLAs during the Haryana Assembly elections was Rs. 28 lakhs. These election expense documents include *details of expenses on public meetings and processions, campaigning through electronic and print media, expense on campaign workers, expense on vehicles used and expense on campaign materials.*

Recommendations:

1. Each Winner is required to file his election expenditure statement within 30 days of the results of the elections, the deadline in case of the Haryana Assembly Elections being the 23rd November 2019. However, it was observed that the election expenditure statements of the Winners were not uploaded on the CEO/DEO's website till significantly after the deadline. **It is recommended that the Abstract Expenditure Statement (Annexure E2) of the MLAs is uploaded on the website of the CEO within 72 hours of the receipt of the statement.**
2. The deadline for filing an election petition against any Winner is 45 days after the declaration of the results. Generally, MLAs submit their election expenditure statements towards the end of the 30 days given for submission of the statements. This leaves 15 days for any common citizen to file an election petition against any Winner. The deadline for filing an election petition should be increased in order to give the citizens time to scrutinize the election expenditure statements of the MLAs and gather the relevant documents/proof etc. for the election petition.
3. As has been instated in the filing of affidavits during the elections, the MLAs should not be allowed to keep any field blank on the Abstract Election Expenditure statement (Annexure E2) and Schedule 1 to 10. The statements must be filled in a legible format and overwriting of amounts in the statement should be discouraged.

Data in this Kit is presented in good faith, with an intention to inform voters. MLAs' Election Expenditure affidavits from the CEO Website (<https://ceoharyana.gov.in/>) is the source of this analysis. Website:- www.adrindia.org, www.myneta.info

Table of Contents

ANALYSIS OF ELECTION EXPENDITURE STATEMENTS OF MLAs HARYANA ASSEMBLY ELECTIONS, 2019	1
SUMMARY AND HIGHLIGHTS OF ELECTION EXPENSES OF MLAs FROM THE HARYANA ASSEMBLY 2019 ELECTIONS	4
1. LESS THAN 50% OF THE LIMIT:.....	4
2. AVERAGE ELECTION EXPENSES:.....	4
3. PARTY-WISE AVERAGE ELECTION EXPENSES.....	4
4. TOP 3 MLAs WITH HIGHEST ELECTION EXPENSES.....	6
5. MLAs WITH LOWEST ELECTION EXPENSES.....	6
6. EXPENSE ON PUBLIC MEETING, RALLY, AND PROCESSIONS WITH STAR CAMPAIGNERS.....	7
7. EXPENSE ON PUBLIC MEETING, RALLY, AND PROCESSIONS WITHOUT STAR CAMPAIGNERS.....	7
8. EXPENSE ON CAMPAIGNING THROUGH ELECTRONIC/PRINT MEDIA.....	7
9. EXPENSE ON CAMPAIGN WORKERS.....	7
10. EXPENSE ON CAMPAIGN MATERIALS.....	7
11. EXPENSE ON CAMPAIGN VEHICLES.....	7
12. PARTY-WISE AVERAGE ELECTION EXPENSES ON PUBLIC MEETINGS, PROCESSIONS ETC. WITH STAR CAMPAIGNERS	8
13. PARTY-WISE AVERAGE ELECTION EXPENSES ON PUBLIC MEETINGS, PROCESSIONS ETC. WITHOUT STAR CAMPAIGNERS	10
14. PARTY WISE AVERAGE ELECTION EXPENSE OF MLAs ON CAMPAIGN MATERIALS.....	11
15. PARTY WISE AVERAGE ELECTION EXPENSE OF MLAs ON ELECTRONIC MEDIA.....	13
16. PARTY WISE AVERAGE ELECTION EXPENSE OF MLAs ON CAMPAIGN VEHICLES.....	14
17. PARTY WISE AVERAGE ELECTION EXPENSE OF MLAs ON CAMPAIGN WORKERS.....	15
TOP 10 MLAs WITH HIGHEST DECLARED ELECTION EXPENSES IN 2019 HARYANA ASSEMBLY ELECTIONS.....	16
10 MLAs WITH LOWEST ELECTION EXPENSES DECLARED.....	17

Data in this Kit is presented in good faith, with an intention to inform voters. MLAs' Election Expenditure affidavits from the CEO Website (<https://ceoharyana.gov.in/>) is the source of this analysis. Website:- www.adrindia.org, www.myneta.info

SUMMARY AND HIGHLIGHTS OF FUNDS RAISED BY MLAs IN THE HARYANA ASSEMBLY 2019 ELECTIONS	19
AVERAGE SELF-FUNDS USED FOR ELECTION CAMPAIGN (PARTY-WISE).....	20
AVERAGE FUNDS RAISED FROM POLITICAL PARTIES (PARTY-WISE).....	21
AVERAGE FUNDS RAISED FROM OTHER SOURCES (PARTY-WISE).....	21
ELECTION EXPENSES DECLARED BY MLAs IN HARYANA ASSEMBLY ELECTIONS, 2019: FULL DETAILS.....	22
DISCLAIMER.....	30

Summary and Highlights of Election Expenses of MLAs from the Haryana Assembly 2019 Elections

1. **Less than 50% of the Limit:** Out of 89 MLAs analysed, 36 (**40%**) MLAs have declared election expenses of less than 50% of the expense limit in their constituency.
2. **Average Election Expenses:** Based on the election expense declarations of 89 MLAs from Haryana Assembly, the average amount of money spent by them in the elections is **Rs 15.60 lakhs, which is 56% of the expense limit.**
3. **Party-wise Average Election Expenses:** The party wise average election expenses shows that the average spending for **40 MLAs from BJP** is **Rs. 18.43 lakhs** (65.8% of the expense limit). For **31 MLAs from INC**, the average election expenditure is **Rs.13.75 lakhs** (49.1% of the expense limit), the average election expenditure for **10 MLAs from Jannayak Janta Party** is **Rs.13.09 lakhs** (46.8% of the expense limit) and **6 Independent MLAs** have spent **Rs. 8.61 lakhs** (30.8% of the expense limit).

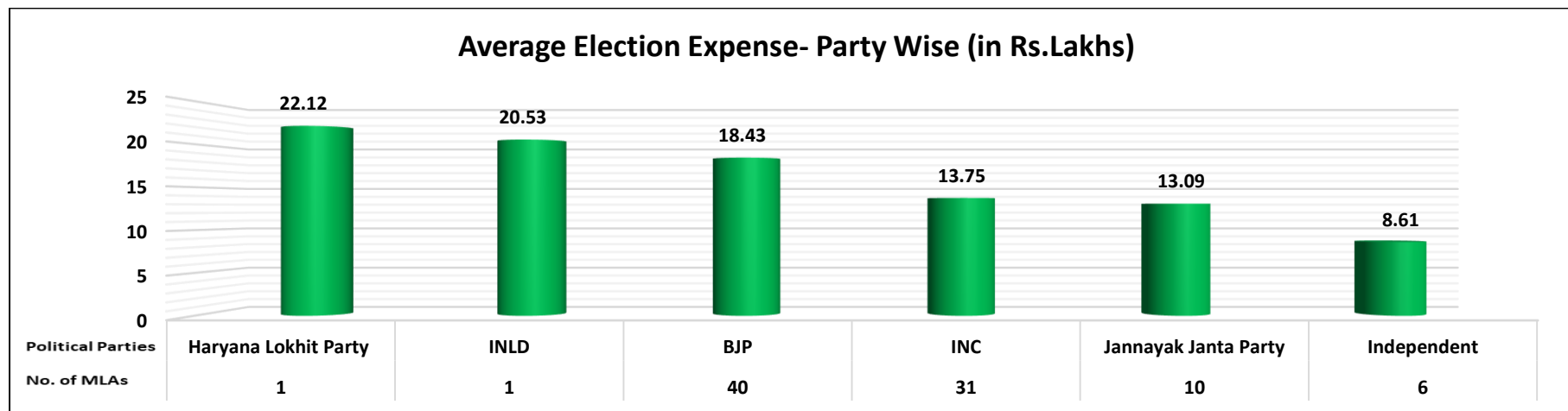


Figure 1: Party-wise Average Election Expenses (Rs.in lakhs)

Data in this Kit is presented in good faith, with an intention to inform voters. MLAs' Election Expenditure affidavits from the CEO Website (<https://ceoharyana.gov.in/>) is the source of this analysis. Website:- www.adrindia.org, www.myneta.info

S.No.	Party	No. of MLAs Analyzed	Average Limit (Rs.)	Average Election Expense (Rs.)	% of Average Limit
1	BJP	40	28,00,000 28 Lacs+	18,43,342 18 Lacs+	65.8 %
2	INC	31	28,00,000 28 Lacs+	13,75,047 13 Lacs+	49.1 %
3	Jannayak Janta Party	10	28,00,000 28 Lacs+	13,09,605 13 Lacs+	46.8 %
4	IND	6	28,00,000 28 Lacs+	8,61,621 8 Lacs+	30.8 %
5	Haryana Lokhit Party	1	28,00,000 28 Lacs+	22,12,648 22 Lacs+	79 %
6	INLD	1	28,00,000 28 Lacs+	20,53,338 20 Lacs+	73.3 %
Total		89	28,00,000 28 Lacs	15,60,583 15 Lacs+	56 %

Table 1: Party-wise Average Expenses declared by MLAs

4. Top 3 MLAs with highest Election Expenses: The details of top 3 MLAs who have declared highest election expenses are given below:

S.No.	Name	District	Constituency	Party	Expense Limit (Rs.)	Total expenses incurred (Rs.)	% of limit reached
1	Mohan Lal Badoli	Sonipat	Rai	BJP	28,00,000 28 Lacs+	26,28,518 26 Lacs+	94%
2	Chiranjeev Rao	Rewari	Rewari	INC	28,00,000 28 Lacs+	24,99,142 24 Lacs+	89%
3	Mool Chand Sharma	Faridabad	Ballabgarh	BJP	28,00,000 28 Lacs+	23,79,917 23 Lacs+	85%

Table 2: Top 3 MLAs with highest election expenditure

5. MLAs with lowest Election Expenses: The details of 3 MLAs who have declared lowest election expenses are given below:

S.No.	Name	District	Constituency	Party	Expense Limit (Rs.)	Total expenses incurred (Rs.)	% of limit reached
1	Dharam Pal Gonder	Karnal	Nilokheri (SC)	IND	28,00,000 28 Lacs+	4,36,188 4 Lacs+	16%
2	Kuldeep Bishnoi	Hisar	Adampur	INC	28,00,000 28 Lacs+	5,15,293 5 Lacs+	18%
3	Anoop Dhanak	Hisar	Uklana (SC)	Jannayak Janta Party	28,00,000 28 Lacs+	5,19,421 5 Lacs+	19%

Table 3: 3 MLAs with lowest election expenditure

6. **Expense on Public Meeting, Rally, and Processions with Star Campaigners:** Out of the 89 MLAs analyzed, **65 (73%) MLAs** have declared that **they have spent funds on** public meetings, processions etc. with star campaigners and **24 (27%) MLAs** have declared that **they have not spent any funds on** public meetings, processions etc. with star campaigners.
7. **Expense on Public Meeting, Rally, and Processions without Star Campaigners:** Out of the 89 MLAs analyzed, **76 (85%) MLAs** have declared that **they have spent funds on** public meetings, processions etc. without star campaigners and **13 (15%) MLAs** have declared that **they have not spent any funds on** public meetings, processions etc. without star campaigners.
8. **Expense on Campaigning through electronic/print media:** **68(76%) MLAs** have declared that **they have spent funds on** campaigning through electronic/print media and **21 (24%) MLAs** have declared that **they have not spent any funds on** campaigning through electronic/print media.
9. **Expense on Campaign Workers:** **60(67%) MLAs** have declared that **they have spent funds on** campaign workers and **29 (33%) MLAs** have declared that **they have not spent any funds on** campaign workers.
10. **Expense on Campaign Materials.:** **73(82%) MLAs** have declared that **they have spent funds on** campaign materials and **16(18%) MLAs** have declared that **they have not spent any funds on** campaign materials.
11. **Expense on Campaign Vehicles.:** **87(98%) MLAs** have declared that **they have spent funds on** campaign vehicles and **2(2%) MLAs** have declared that **they have not spent any funds on** campaign vehicles.

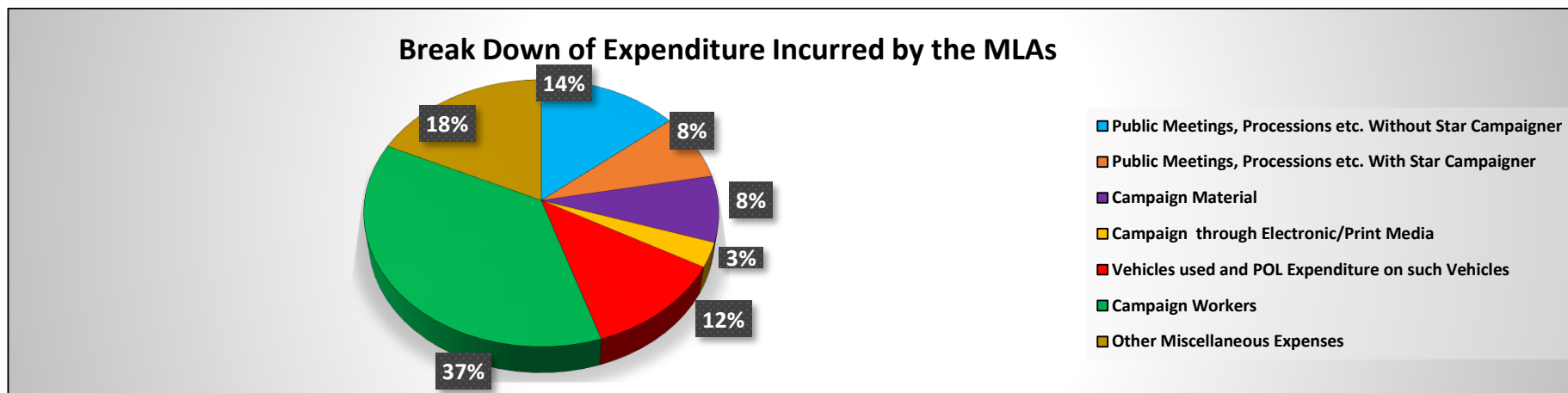


Figure 2: Break Down of Elections Expenses Incurred by MLAs

12. Party-wise Average Election Expenses on Public Meetings, Processions etc. with Star Campaigners:

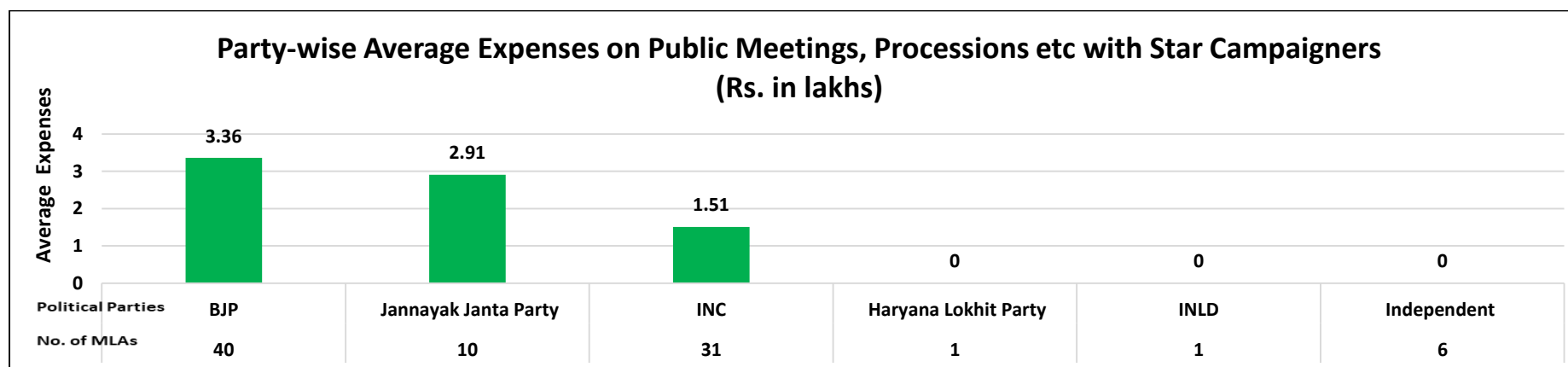


Figure 3: Party-wise Average Expenses on Public Meetings, Processions etc. with Star Campaigners (Rs. in lakhs)

Data in this Kit is presented in good faith, with an intention to inform voters. MLAs' Election Expenditure affidavits from the CEO Website (<https://ceoharyana.gov.in/>) is the source of this analysis. Website:- www.adrindia.org, www.myneta.info

S.No.	Party	No. of MLAs Analyzed	Average Limit (Rs.)	Average Election Expense (Rs.)	Average Expense on Meetings, Processions etc with star campaigners (Rs.)	% of Average Expense on Meetings, Processions etc with star campaigners
1	BJP	40	28,00,000 28 Lacs+	18,43,342 18 Lacs+	3,36,074 3 Lacs+	18.2 %
2	INC	31	28,00,000 28 Lacs+	13,75,047 13 Lacs+	1,51,755 1 Lacs+	11 %
3	Jannayak Janta Party	10	28,00,000 28 Lacs+	13,09,605 13 Lacs+	2,91,084 2 Lacs+	22.2 %
4	IND	6	28,00,000 28 Lacs+	8,61,621 8 Lacs+	0	0 %
5	INLD	1	28,00,000 28 Lacs+	20,53,338 20 Lacs+	0	0 %
6	Haryana Lokhit Party	1	28,00,000 28 Lacs+	22,12,648 22 Lacs+	0	0 %
Total		89	28,00,000 28 Lacs+	15,60,583 15 Lacs+	2,36,609 2 Lacs+	15 %

Table 4: Party-wise Average Expenses on Public Meetings, Processions etc. with Star Campaigners

13. Party-wise Average Election Expenses on Public Meetings, Processions etc. without Star Campaigners:

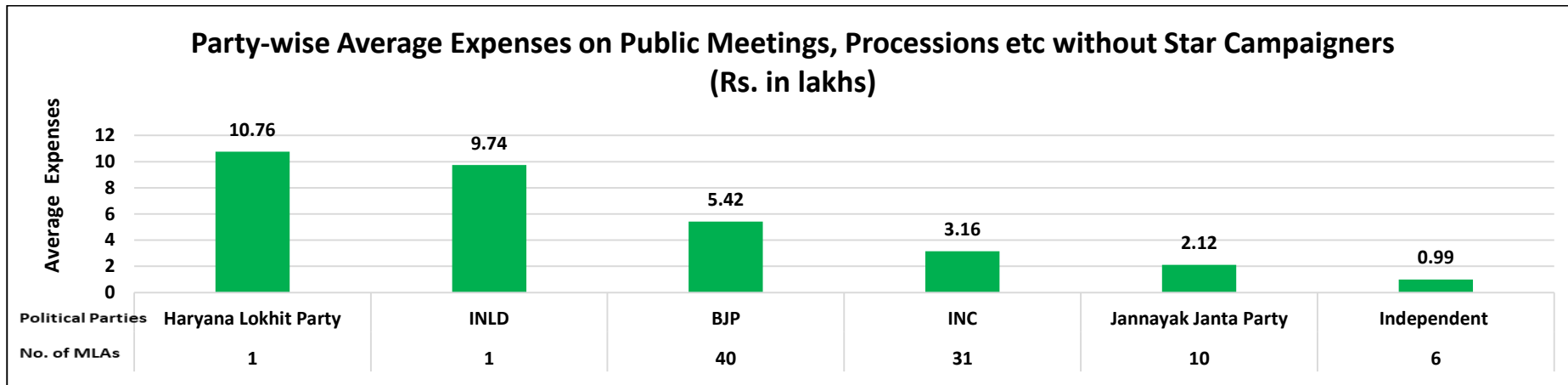


Figure 4: Party-wise Average Election Expenses on Public Meetings, Processions etc. without Star Campaigners (Rs.in lakhs)

S.No.	Party	No. of MLAs Analyzed	Average Limit (Rs.)	Average Election Expense (Rs.)	Average Expense on Meetings, Processions etc. without star campaigners (Rs.)	% of Average Expense on Meetings, Processions etc. without star campaigners
1	BJP	40	28,00,000 28 Lacs+	18,43,342 18 Lacs+	5,42,919 5 Lacs+	29.5 %
2	INC	31	28,00,000 28 Lacs+	13,75,047 13 Lacs+	3,16,392 3 Lacs+	23 %
3	Jannayak Janta Party	10	28,00,000 28 Lacs+	13,09,605 13 Lacs+	2,12,672 2 Lacs+	16.2 %
4	IND	6	28,00,000 28 Lacs+	8,61,621 8 Lacs+	99,079 99 Thou+	11.5 %
5	INLD	1	28,00,000 28 Lacs+	20,53,338 20 Lacs+	9,74,417 9 Lacs+	47.5 %

Data in this Kit is presented in good faith, with an intention to inform voters. MLAs' Election Expenditure affidavits from the CEO Website (<https://ceoharyana.gov.in/>) is the source of this analysis. Website:- www.adrindia.org, www.myneta.info

S.No.	Party	No. of MLAs Analyzed	Average Limit (Rs.)	Average Election Expense (Rs.)	Average Expense on Meetings, Processions etc. without star campaigners (Rs.)	% of Average Expense on Meetings, Processions etc. without star campaigners
6	Haryana Lokhit Party	1	28,00,000 28 Lacs+	22,12,648 22 Lacs+	10,76,861 10 Lacs+	48.7 %
Total		89	28,00,000 28 Lacs+	15,60,583 15 Lacs+	4,07,836 4 Lacs+	26 %

Table 5: Party-wise Average Election Expenses on Public Meetings, Processions etc. without Star Campaigners

14. Party Wise Average Election Expense of MLAs on Campaign Materials:

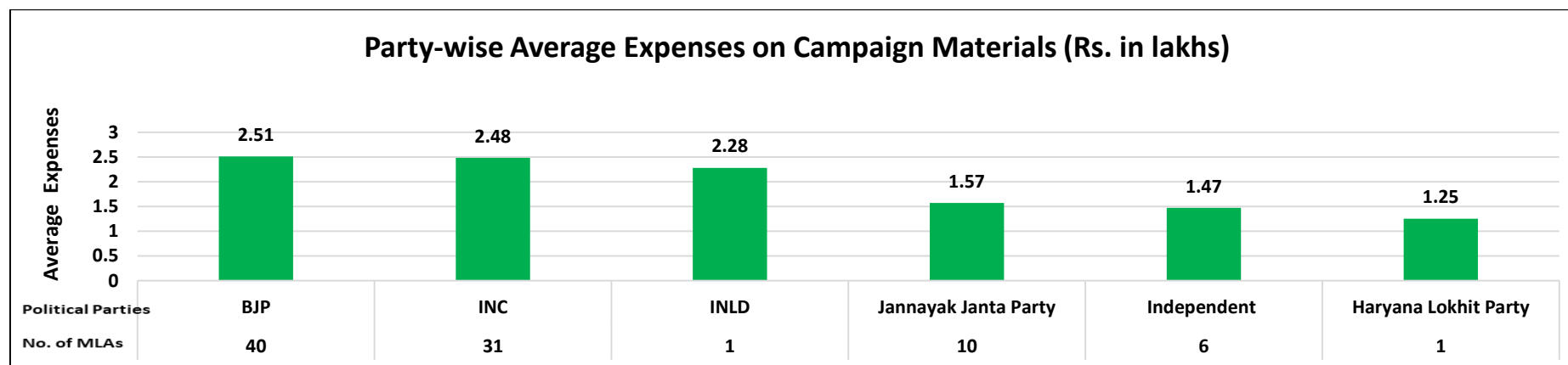


Figure 5: Party-wise Average Election Expenses on Campaign Materials (Rs.in lakhs)

S.No.	Party	No. of MLAs Analyzed	Average Limit (Rs.)	Average Election Expense (Rs.)	Average Expense on Campaign Materials (Rs.)	% of Average Expense on Campaign Materials
1	BJP	40	28,00,000 28 Lacs+	18,43,342 18 Lacs+	2,51,090 2 Lacs+	13.6 %
2	INC	31	28,00,000 28 Lacs+	13,75,047 13 Lacs+	2,48,826 2 Lacs+	18.1 %
3	Jannayak Janta Party	10	28,00,000 28 Lacs+	13,09,605 13 Lacs+	1,57,293 1 Lacs+	12 %
4	IND	6	28,00,000 28 Lacs+	8,61,621 8 Lacs+	1,47,848 1 Lacs+	17.2 %
5	INLD	1	28,00,000 28 Lacs+	20,53,338 20 Lacs+	2,28,894 2 Lacs+	11.1 %
6	Haryana Lokhit Party	1	28,00,000 28 Lacs+	22,12,648 22 Lacs+	1,25,301 1 Lacs+	5.7 %
Total		89	28,00,000 28 Lacs+	15,60,583 15 Lacs+	2,31,140 2 Lacs+	15 %

Table 6: Party-wise Average Election Expense of MLAs on Campaign Materials

15. Party Wise Average Election Expense of MLAs on Electronic Media:

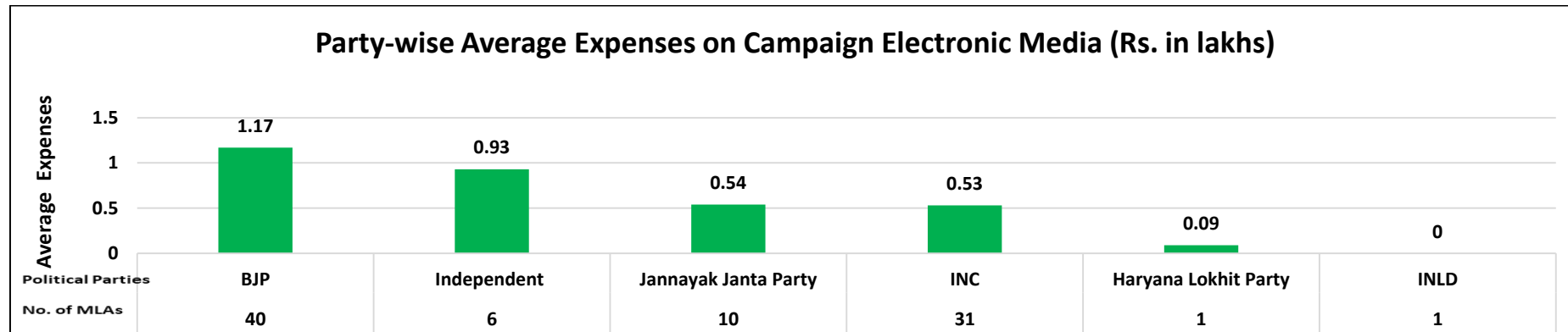


Figure 6: Party-wise Average Election Expenses on Campaign Electronic Media (Rs. in lakhs)

S.No.	Party	No. of MLAs Analyzed	Average Limit (Rs.)	Average Election Expense (Rs.)	Average Expense on Electronic Media (Rs.)	% of Average Expense on Electronic Media
1	BJP	40	28,00,000 28 Lacs+	18,43,342 18 Lacs+	1,17,808 1 Lacs+	6.4 %
2	INC	31	28,00,000 28 Lacs+	13,75,047 13 Lacs+	53,511 53 Thou+	3.9 %
3	Jannayak Janta Party	10	28,00,000 28 Lacs+	13,09,605 13 Lacs+	54,410 54 Thou+	4.2 %
4	IND	6	28,00,000 28 Lacs+	8,61,621 8 Lacs+	93,180 93 Thou+	10.8 %
5	INLD	1	28,00,000 28 Lacs+	20,53,338 20 Lacs+	0	0 %
6	Haryana Lokhit Party	1	28,00,000 28 Lacs+	22,12,648 22 Lacs+	9,826 9 Thou+	0.4 %
Total		89	28,00,000 28 Lacs+	15,60,583 15 Lacs+	84,092 84 Thou+	5 %

Table 7: Party-wise Average Election Expense of MLAs on Electronic Media

Data in this Kit is presented in good faith, with an intention to inform voters. MLAs' Election Expenditure affidavits from the CEO Website (<https://ceoharyana.gov.in/>) is the source of this analysis. Website:- www.adrindia.org, www.myneta.info

16. Party Wise Average Election Expense of MLAs on Campaign Vehicles:

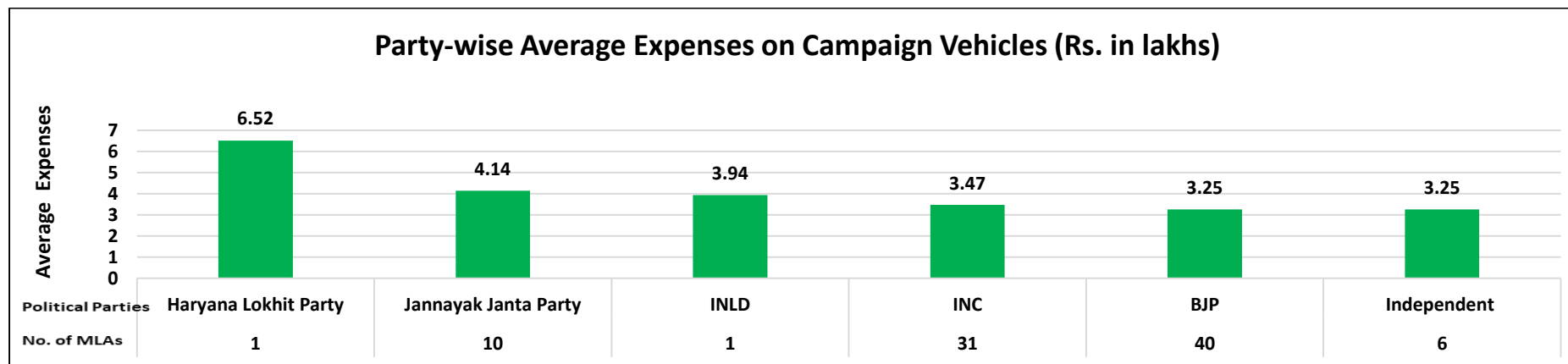


Figure 7: Party-wise Average Election Expenses on Campaign Vehicles (Rs. in lakhs)

S.No.	Party	No. of MLAs Analyzed	Average Limit (Rs.)	Average Election Expense (Rs.)	Average Expense on Campaign Vehicles (Rs.)	% of Average Expense on Campaign Vehicles
1	BJP	40	28,00,000 28 Lacs+	18,43,342 18 Lacs+	3,25,740 3 Lacs+	17.7 %
2	INC	31	28,00,000 28 Lacs+	13,75,047 13 Lacs+	3,47,500 3 Lacs+	25.3 %
3	Jannayak Janta Party	10	28,00,000 28 Lacs+	13,09,605 13 Lacs+	4,14,442 4 Lacs+	31.6 %
4	IND	6	28,00,000 28 Lacs+	8,61,621 8 Lacs+	3,25,720 3 Lacs+	37.8 %
5	INLD	1	28,00,000 28 Lacs+	20,53,338 20 Lacs+	3,94,548 3 Lacs+	19.2 %

Data in this Kit is presented in good faith, with an intention to inform voters. MLAs' Election Expenditure affidavits from the CEO Website (<https://ceoharyana.gov.in/>) is the source of this analysis. Website:- www.adrindia.org, www.myneta.info

S.No.	Party	No. of MLAs Analyzed	Average Limit (Rs.)	Average Election Expense (Rs.)	Average Expense on Campaign Vehicles (Rs.)	% of Average Expense on Campaign Vehicles
6	Haryana Lokhit Party	1	28,00,000 28 Lacs+	22,12,648 22 Lacs+	6,52,300 6 Lacs+	29.5 %
Total		89	28,00,000 28 Lacs+	15,60,583 15 Lacs+	3,47,727 3 Lacs+	22 %

Table 8: Party-wise Average Election Expense of MLAs on Campaign Vehicles

17. Party Wise Average Election Expense of MLAs on Campaign Workers:

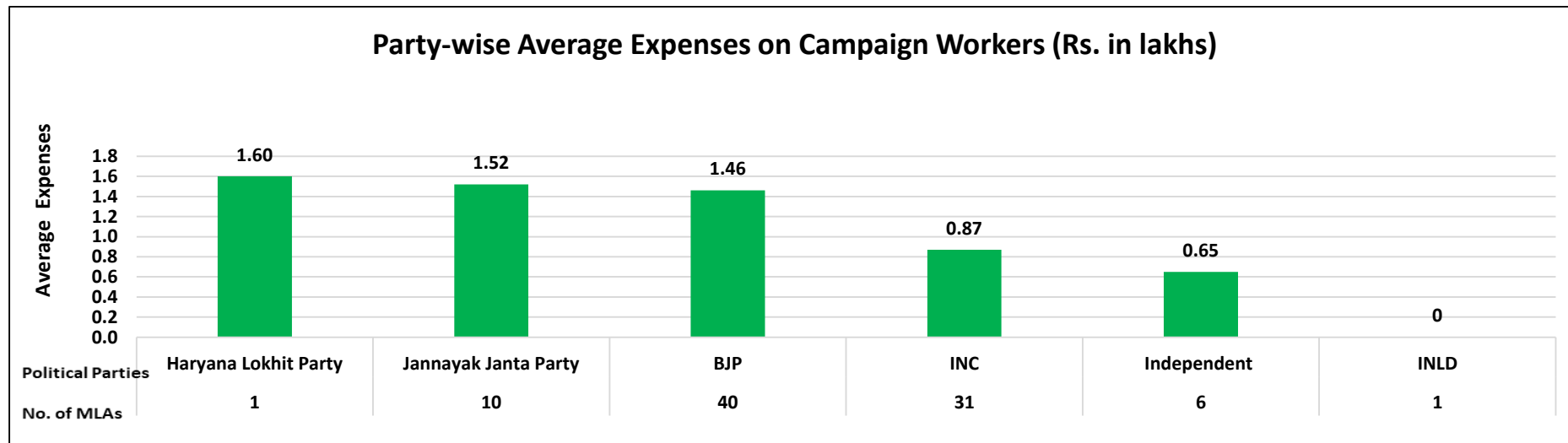


Figure 8: Party-wise Average Election Expenses on Campaign Workers (Rs. in lakhs)

S.No.	Party	No. of MLAs Analyzed	Average Limit (Rs.)	Average Election Expense (Rs.)	Average Expense on Campaign Workers (Rs.)	% of Average Expense on Campaign Workers
1	BJP	40	28,00,000 28 Lacs+	18,43,342 18 Lacs+	1,46,711 1 Lacs+	8 %
2	INC	31	28,00,000 28 Lacs+	13,75,047 13 Lacs+	87,236 87 Thou+	6.3 %
3	Jannayak Janta Party	10	28,00,000 28 Lacs+	13,09,605 13 Lacs+	1,52,464 1 Lacs+	11.6 %
4	IND	6	28,00,000 28 Lacs+	8,61,621 8 Lacs+	65,845 65 Thou+	7.6 %
5	INLD	1	28,00,000 28 Lacs+	20,53,338 20 Lacs+	0	0 %
6	Haryana Lokhit Party	1	28,00,000 28 Lacs+	22,12,648 22 Lacs+	1,60,860 1 Lacs+	7.3 %
Total		89	28,00,000 28 Lacs+	15,60,583 15 Lacs+	1,19,700 1 Lacs+	8 %

Table 9: Party-wise Average Election Expense of MLAs on Campaign Workers

Top 10 MLAs with highest declared election expenses in 2019 Haryana Assembly Elections

S.No.	Name	District	Constituency	Party	Expenditure incurred by MLA			Expense Limit (Rs.)	Total expenses incurred (Rs.)	% of limit reached
					MLA/his election agent (Rs.)	By Political party (Rs.)	Any other association/ body of persons/ individual (Rs.)			
1	Mohan Lal Badoli	Sonipat	Rai	BJP	18,29,101	1,40,342	6,59,075	28,00,000 28 Lacs+	26,28,518 26 Lacs+	94%
2	Chiranjeev Rao	Rewari	Rewari	INC	24,99,142	0	0	28,00,000 28 Lacs+	24,99,142 24 Lacs+	89%
3	Mool Chand Sharma	Faridabad	Ballabgarh	BJP	17,19,020	1,30,200	5,30,697	28,00,000 28 Lacs+	23,79,917 23 Lacs+	85%
4	Dharam Singh Chhoker	Panipat	Samalkha	INC	23,53,179	0	0	28,00,000 28 Lacs+	23,53,179 23 Lacs+	84%

Data in this Kit is presented in good faith, with an intention to inform voters. MLAs' Election Expenditure affidavits from the CEO Website (<https://ceoharyana.gov.in/>) is the source of this analysis. Website:- www.adrindia.org, www.myneta.info

S.No.	Name	District	Constituency	Party	Expenditure incurred by MLA			Expense Limit (Rs.)	Total expenses incurred (Rs.)	% of limit reached
					MLA/his election agent (Rs.)	By Political party (Rs.)	Any other association/body of persons/individual (Rs.)			
5	Anil Vij	Ambala	Ambala Cantt	BJP	23,09,279	26,880	0	28,00,000 28 Lacs+	23,36,159 23 Lacs+	83%
6	Lakshman Dass	Fatehabad	Ratia (SC)	BJP	18,89,883	2,51,571	1,30,000	28,00,000 28 Lacs+	22,71,454 22 Lacs+	81%
7	Shamsher Singh Gogi	Karnal	Assandh	INC	18,98,680	0	3,49,813	28,00,000 28 Lacs+	22,48,493 22 Lacs+	80%
8	Vinod Bhayana	Hisar	Hansi	BJP	20,49,356	1,98,876	0	28,00,000 28 Lacs+	22,48,232 22 Lacs+	80%
9	Kamlesh Dhanda	Kaithal	Kalayat	BJP	16,13,494	2,02,372	4,08,654	28,00,000 28 Lacs+	22,24,520 22 Lacs+	79%
10	Gopal Kanda	Sirsa	Sirsa	Haryana Lokhit Party	12,88,756	0	9,84,652	28,00,000 28 Lacs+	22,12,648 22 Lacs+	79%

Table 10: Top 10 highest expenses declared by MLAs

10 MLAs with lowest election expenses declared

S.No.	Name	District	Constituency	Party	Expenditure incurred by MLA			Expense Limit (Rs.)	Total expenses incurred (Rs.)	% of limit reached
					MLA/his election agent (Rs.)	By Political Party (Rs.)	Any other association/body of persons/individual (Rs.)			
1	Dharam Pal Gonder	KARNAL	NILOKHERI (SC)	IND	4,36,188	0	0	28,00,000 28 Lacs+	4,36,188 4 Lacs+	16%
2	Kuldeep Bishnoi	HISAR	ADAMPUR	INC	5,15,293	0	0	28,00,000 28 Lacs+	5,15,293 5 Lacs+	18%

Data in this Kit is presented in good faith, with an intention to inform voters. MLAs' Election Expenditure affidavits from the CEO Website (<https://ceoharyana.gov.in/>) is the source of this analysis. Website:- www.adrindia.org, www.myneta.info

S.No.	Name	District	Constituency	Party	Expenditure incurred by MLA			Expense Limit (Rs.)	Total expenses incurred (Rs.)	% of limit reached
					MLA/his election agent (Rs.)	By Political Party (Rs.)	Any other association/ body of persons/ individual (Rs.)			
3	Anoop Dhanak	HISAR	UKLANA (SC)	Jannayak Janta Party	5,19,421	0	0	28,00,000 28 Lacs+	5,19,421 5 Lacs+	19%
4	Sombir	CHARKHI DADRI	DADRI	IND	5,92,142	0	0	28,00,000 28 Lacs+	5,92,142 5 Lacs+	21%
5	Kiran Choudhry	BHIWANI	TOSHAM	INC	6,87,545	0	0	28,00,000 28 Lacs+	6,87,545 6 Lacs+	25%
6	Mewa Singh	KURUKSHETRA	LADWA	INC	4,31,075	0	3,47,242	28,00,000 28 Lacs+	7,78,317 7 Lacs+	28%
7	Sri Krishan Hooda	SONIPAT	BARODA	INC	8,59,365	0	0	28,00,000 28 Lacs+	8,59,365 8 Lacs+	31%
8	Mamman Khan	MEWAT	FEROZEPUR JHIRKA	INC	8,60,601	0	0	28,00,000 28 Lacs+	8,60,601 8 Lacs+	31%
9	Bharat Bhushan Batra	ROHTAK	ROHTAK	INC	2,13,858	1,99,460	4,50,972	28,00,000 28 Lacs+	8,64,290 8 Lacs+	31%
10	Geeta Bhukkal	JHAJJAR	JHAJJAR (SC)	INC	8,65,991	0	0	28,00,000 28 Lacs+	8,65,991 8 Lacs+	31%

Table 11: 10 lowest election expenses declared by MLAs

Data in this Kit is presented in good faith, with an intention to inform voters. MLAs' Election Expenditure affidavits from the CEO Website (<https://ceoharyana.gov.in/>) is the source of this analysis. Website:- www.adrindia.org, www.myneta.info

Summary and Highlights of Funds Raised by MLAs in the Haryana Assembly 2019 Elections

Break-down of Sources of Funds Raised by MLAs



Figure 9: Percentage Break-down of Funds Raised by MLAs

1. **Percentage break-down of funds received by MLAs:** Out of the total funds received by MLAs, 12% funds were raised from political parties, 5% were raised by MLAs themselves and 83% funds were raised from other sources.
2. **MLAs Who Raised Funds from Political Parties:** Out of the 89 MLAs analyzed, 35 (39%) MLAs have declared that they have received funds from political parties and 54 (61%) MLAs have declared that they have not received any funds from political parties.
3. **MLAs Who Raised Funds through any person/ company/ firm/ associations/ body of persons etc as loan, gift or donation etc:** Out of the 89 MLAs analyzed, 88(99%) MLAs have declared that they have received funds from any person/ company/ firm/ associations/ body of persons etc as loan, gift or donation etc. and 1 MLA has declared that he has not received any funds from any person/ company/ firm/ associations/ body of persons etc as loan, gift or donation etc.

4. **Self-funds used for election campaign:** Out of the 89 MLAs analyzed, **40(45%) MLAs** have declared that **they have used their own funds for their election campaign** and **49(55%) MLAs** have declared that **they have not used any of their own funds for their election campaign**
5. **Average funds raised from Political Parties (Party-wise):** On an average a MLA from **BJP** raised **85.45%** and on an average a MLA from **INC** raised **only 46.55%** of his/her election expense funds from the political party.
6. **Average funds raised through any person/company/firm/associations/body of persons etc as loan, gift or donation etc (Party-wise):** On an average a MLA from **BJP** raised **2.93%** of his/her election expense funds from any person/company/firm/associations/body of persons etc. as loan, gift or donation. Similarly, a MLA from **INC** raised **12.46%**, a MLA from **Jannayak Janta Party** raised **38.21%** and a MLA from **Independent** raised **40.15%** of his/her election expense funds from any person/ company/ firm/ associations/ body of persons etc. as loan, gift or donation.

Average self-funds used for Election Campaign (Party-wise)

S.No.	Party	No. of MLAs Analyzed	Average Total (Rs.)	Average Self Funds (Rs.)	% of Average Total
1	BJP	40	20,72,922.02 20 Lacs+	2,40,608.07 2 Lacs+	11.60 %
2	INC	31	15,63,359.35 15 Lacs+	6,40,239.67 6 Lacs+	40.95 %
3	Jannayak Janta Party	10	12,43,321.40 12 Lacs+	7,68,222.80 7 Lacs+	61.78 %
4	IND	6	12,07,292.50 12 Lacs+	7,22,475.83 7 Lacs+	59.84 %
5	INLD	1	22,20,000 22 Lacs+	22,20,000 22 Lacs+	100 %
6	Haryana Lokhit Party	1	12,88,756 12 Lacs+	12,88,756 12 Lacs+	100 %

Table 12: Average self-funds used for Election Campaign (Party-wise)

Data in this Kit is presented in good faith, with an intention to inform voters. MLAs' Election Expenditure affidavits from the CEO Website (<https://ceoharyana.gov.in/>) is the source of this analysis. Website:- www.adrindia.org, www.myneta.info

Average funds raised from Political Parties (Party-wise)

S.No.	Party	No. of MLAs Analyzed	Average Total (Rs.)	Average Party Funds (Rs.)	% of Average Total
1	BJP	40	20,72,922.02 20 Lacs+	17,71,378.92 17 Lacs+	85.45 %
2	INC	31	15,63,359.35 15 Lacs+	7,27,805.61 7 Lacs+	46.55 %
3	Jannayak Janta Party	10	12,43,321.40 12 Lacs+	0	0 %
4	IND	6	12,07,292.50 12 Lacs+	0	0 %
5	INLD	1	22,20,000 22 Lacs+	0	0 %
6	Haryana Lokhit Party	1	12,88,756 12 Lacs+	0	0 %

Table 13: Average funds raised from Political Parties (Party-wise)

Average funds raised from Other Sources (Party-wise)

S.No.	Party	No. of MLAs Analyzed	Average Total (Rs.)	Average Funds from other organizations and bodies (Rs.)	% of Average Total
1	BJP	40	20,72,922.02 20 Lacs+	60,935.02 60 Thou+	2.93 %
2	INC	31	15,63,359.35 15 Lacs+	1,94,867.74 1 Lacs+	12.46 %
3	Jannayak Janta Party	10	12,43,321.40 12 Lacs+	4,75,098.60 4 Lacs+	38.21 %
4	IND	6	12,07,292.50 12 Lacs+	4,84,816.66 4 Lacs+	40.15 %
5	INLD	1	22,20,000 22 Lacs+	0	0 %
6	Haryana Lokhit Party	1	12,88,756 12 Lacs+	0	0 %

Table 14: Average funds raised from Other Sources (Party-wise)

Data in this Kit is presented in good faith, with an intention to inform voters. MLAs' Election Expenditure affidavits from the CEO Website (<https://ceoharyana.gov.in/>) is the source of this analysis. Website:- www.adrindia.org, www.myneta.info

Election expenses declared by MLAs in Haryana Assembly Elections, 2019: Full Details

S.No.	Name	District	Constituency	Party	Expenditure incurred by MLA			Expense Limit (Rs.)	Total expenses incurred (Rs.)	% of limit reached
					MLA/his election agent (Rs.)	By Political party (Rs.)	Any other association/ body of persons/ individual (Rs.)			
1	Mohan Lal Badoli	Sonipat	Rai	BJP	18,29,101	1,40,342	6,59,075	28,00,000 28 Lacs+	26,28,518 26 Lacs+	94%
2	Chiranjeev Rao	Rewari	Rewari	INC	24,99,142	0	0	28,00,000 28 Lacs+	24,99,142 24 Lacs+	89%
3	Mool Chand Sharma	Faridabad	Ballabgarh	BJP	17,19,020	1,30,200	5,30,697	28,00,000 28 Lacs+	23,79,917 23 Lacs+	85%
4	Dharam Singh Chhoker	Panipat	Samalkha	INC	23,53,179	0	0	28,00,000 28 Lacs+	23,53,179 23 Lacs+	84%
5	Anil Vij	Ambala	Ambala Cantt	BJP	23,09,279	26,880	0	28,00,000 28 Lacs+	23,36,159 23 Lacs+	83%
6	Lakshman Dass	Fatehabad	Ratia (SC)	BJP	18,89,883	2,51,571	1,30,000	28,00,000 28 Lacs+	22,71,454 22 Lacs+	81%
7	Shamsher Singh Gogi	Karnal	Assandh	INC	18,98,680	0	3,49,813	28,00,000 28 Lacs+	22,48,493 22 Lacs+	80%
8	Vinod Bhayana	Hisar	Hansi	BJP	20,49,356	1,98,876	0	28,00,000 28 Lacs+	22,48,232 22 Lacs+	80%
9	Kamlesh Dhanda	Kaithal	Kalayat	BJP	16,13,494	2,02,372	4,08,654	28,00,000 28 Lacs+	22,24,520 22 Lacs+	79%
10	Gopal Kanda	Sirsa	Sirsa	Haryana Lokhit Party	12,88,756	0	9,84,652	28,00,000 28 Lacs+	22,12,648 22 Lacs+	79%
11	Bishamber Singh	Bhiwani	Bawani Khara (SC)	BJP	15,65,494	99,951	2,66,085	28,00,000 28 Lacs+	21,66,802 21 Lacs+	77%
12	Om Prakash Yadav	Mahendragarh	Narnaul	BJP	18,41,965	3,09,128	0	28,00,000 28 Lacs+	21,51,093 21 Lacs+	77%
13	Satya Parkash	Gurgaon	Pataudi (SC)	BJP	18,78,595	2,11,255	37,800	28,00,000 28 Lacs+	21,27,650 21 Lacs+	76%

Data in this Kit is presented in good faith, with an intention to inform voters. MLAs' Election Expenditure affidavits from the CEO Website (<https://ceoharyana.gov.in/>) is the source of this analysis. Website:- www.adrindia.org, www.myneta.info

S.No.	Name	District	Constituency	Party	Expenditure incurred by MLA			Expense Limit (Rs.)	Total expenses incurred (Rs.)	% of limit reached
					MLA/his election agent (Rs.)	By Political party (Rs.)	Any other association/ body of persons/ individual (Rs.)			
14	Kanwar Pal	Yamunanagar	Jagadhari	BJP	20,01,563	97,680	0	28,00,000 28 Lacs+	20,99,243 20 Lacs+	75%
15	Laxman Singh Yadav	Rewari	Kosli	BJP	16,89,082	3,11,208	79,600	28,00,000 28 Lacs+	20,79,890 20 Lacs+	74%
16	Sandeep Singh	Kurukshetra	Pehowa	BJP	15,81,356	97,680	3,98,527	28,00,000 28 Lacs+	20,77,563 20 Lacs+	74%
17	Shishpal Singh	Sirsa	Kalanwali (SC)	INC	20,71,020	0	0	28,00,000 28 Lacs+	20,71,020 20 Lacs+	74%
18	Devender Singh Babli	Fatehabad	Tohana	Jannayak Janta Party	17,84,198	0	2,76,275	28,00,000 28 Lacs+	20,60,473 20 Lacs+	74%
19	Abhay Singh Chautala	Sirsa	Ellenabad	INLD	11,66,543	0	8,85,795	28,00,000 28 Lacs+	20,53,338 20 Lacs+	73%
20	Subhash Sudha	Kurukshetra	Thanesar	BJP	14,68,669	97,680	4,76,530	28,00,000 28 Lacs+	20,42,879 20 Lacs+	73%
21	Balbir Singh	Panipat	Israna (SC)	INC	20,29,323	0	0	28,00,000 28 Lacs+	20,29,323 20 Lacs+	72%
22	Praveen Dagar	Palwal	Hathin	BJP	17,60,798	1,30,200	1,18,868	28,00,000 28 Lacs+	20,09,866 20 Lacs+	72%
23	Dr. Krishan Lal Middha	Jind	Jind	BJP	18,53,541	1,40,342	0	28,00,000 28 Lacs+	19,93,883 19 Lacs+	71%
24	Amit Sihag	Sirsa	Dabwali	INC	11,20,074	0	8,72,600	28,00,000 28 Lacs+	19,92,674 19 Lacs+	71%
25	Seema Trikha	Faridabad	Badhkal	BJP	16,40,642	3,49,232	0	28,00,000 28 Lacs+	**19,89,874 19 Lacs+	71%
26	Shalley	Ambala	Naraingarh	INC	19,75,138	0	0	28,00,000 28 Lacs+	19,75,138 19 Lacs+	71%
27	Subhash Gangoli	Jind	Safidon	INC	8,00,336	0	11,53,107	28,00,000 28 Lacs+	19,53,443 19 Lacs+	70%

Data in this Kit is presented in good faith, with an intention to inform voters. MLAs' Election Expenditure affidavits from the CEO Website (<https://ceoharyana.gov.in/>) is the source of this analysis. Website:- www.adrindia.org, www.myneta.info

S.No.	Name	District	Constituency	Party	Expenditure incurred by MLA			Expense Limit (Rs.)	Total expenses incurred (Rs.)	% of limit reached
					MLA/his election agent (Rs.)	By Political party (Rs.)	Any other association/ body of persons/ individual (Rs.)			
28	Sanjay Singh	Gurgaon	Sohna	BJP	18,48,963	80,950	0	28,00,000 28 Lacs+	19,29,913 19 Lacs+	69%
29	Aseem Goel	Ambala	Ambala City	BJP	18,15,000	97,680	0	28,00,000 28 Lacs+	19,12,680 19 Lacs+	68%
30	Mahipal Dhanda	Panipat	Panipat Rural	BJP	16,92,443	1,37,462	67,600	28,00,000 28 Lacs+	18,97,506 18 Lacs+	68%
31	Deepak Mangla	Palwal	Palwal	BJP	10,57,842	5,45,210	2,66,016	28,00,000 28 Lacs+	18,69,068 18 Lacs+	67%
32	Ranbir Gangwa	Hisar	Nalwa	BJP	16,65,462	1,98,876	0	28,00,000 28 Lacs+	18,64,338 18 Lacs+	67%
33	Dr. Banwari Lal	Rewari	Bawal (SC)	BJP	12,28,844	3,11,208	3,05,200	28,00,000 28 Lacs+	18,45,252 18 Lacs+	66%
34	Ghanshyam Saraf	Bhiwani	Bhiwani	BJP	13,36,735	3,79,461	99,951	28,00,000 28 Lacs+	18,16,147 18 Lacs+	65%
35	Rajesh Nagar	Faridabad	Tigaon	BJP	16,73,768	1,30,200	0	28,00,000 28 Lacs+	18,03,968 18 Lacs+	64%
36	Leela Ram	Kaithal	Kaithal	BJP	11,64,092	1,03,021	5,24,318	28,00,000 28 Lacs+	17,91,431 17 Lacs+	64%
37	Gian Chand Gupta	Panchkula	Panchkula	BJP	17,41,532	26,880	0	28,00,000 28 Lacs+	17,68,981 17 Lacs+	63%
38	Naina Singh	Charkhi Dadri	Badhra	Jannayak Janta Party	17,15,835	0	0	28,00,000 28 Lacs+	17,15,835 17 Lacs+	61%
39	Renu Bala	Yamunanagar	Sadhaura (SC)	INC	16,91,644	0	0	28,00,000 28 Lacs+	16,91,644 16 Lacs+	60%
40	Parmod Kumar Vij	Panipat	Panipat City	BJP	12,53,321	94,800	3,42,346	28,00,000 28 Lacs+	16,90,467 16 Lacs+	60%
41	Sudhir Singla	Gurgaon	Gurgaon	BJP	13,61,397	3,19,455	0	28,00,000 28 Lacs+	16,80,852 16 Lacs+	60%

Data in this Kit is presented in good faith, with an intention to inform voters. MLAs' Election Expenditure affidavits from the CEO Website (<https://ceoharyana.gov.in/>) is the source of this analysis. Website:- www.adrindia.org, www.myneta.info

S.No.	Name	District	Constituency	Party	Expenditure incurred by MLA			Expense Limit (Rs.)	Total expenses incurred (Rs.)	% of limit reached
					MLA/his election agent (Rs.)	By Political party (Rs.)	Any other association/ body of persons/ individual (Rs.)			
42	Nirmal Rani	Sonipat	Ganaur	BJP	15,29,881	1,47,415	0	28,00,000 28 Lacs+	16,77,296 16 Lacs+	60%
43	Dr. Kamal Gupta	Hisar	Hisar	BJP	14,53,915	1,98,876	0	28,00,000 28 Lacs+	16,52,792 16 Lacs+	59%
44	Ghanshyam Dass	Yamunanagar	Yamunanagar	BJP	14,89,477	1,42,080	12,000	28,00,000 28 Lacs+	16,43,557 16 Lacs+	59%
45	Amarjeet Dhanda	Jind	Julana	Jannayak Janta Party	7,26,463	0	8,71,335	28,00,000 28 Lacs+	**15,97,798 15 Lacs+	57%
46	Dr. Abhe Singh Yadav	Mahendragarh	Nangal Chaudhry	BJP	11,76,304	99,953	3,02,021	28,00,000 28 Lacs+	15,78,278 15 Lacs+	56%
47	Aftab Ahmed	Mewat	Nuh	INC	10,91,910	0	4,81,543	28,00,000 28 Lacs+	15,73,453 15 Lacs+	56%
48	Shakuntla Khatak	Rohtak	Kalanaur (SC)	INC	15,61,974	0	0	28,00,000 28 Lacs+	15,61,974 15 Lacs+	56%
49	Ram Niwas	Jind	Narwana (SC)	Jannayak Janta Party	14,89,573	0	0	28,00,000 28 Lacs+	**14,89,573 14 Lacs+	53%
50	Manohar Lal	Karnal	Karnal	BJP	8,22,976	94,800	5,68,558	28,00,000 28 Lacs+	14,86,334 14 Lacs+	53%
51	Ram Kumar	Karnal	Indri	BJP	12,62,275	94,800	1,14,384	28,00,000 28 Lacs+	14,71,459 14 Lacs+	53%
52	Sitaram	Mahendragarh	Ateli	BJP	8,60,851	3,38,311	2,43,385	28,00,000 28 Lacs+	14,42,547 14 Lacs+	52%
53	Kuldeep Vats	Jhajjar	Badli	INC	13,91,638	0	0	28,00,000 28 Lacs+	13,91,638 13 Lacs+	50%
54	Dura Ram	Fatehabad	Fatehabad	BJP	8,52,746	2,54,451	2,76,969	28,00,000 28 Lacs+	13,84,166 13 Lacs+	49%
55	Bishan Lal	Yamunanagar	Radaur	INC	13,79,180	0	0	28,00,000 28 Lacs+	13,79,180 13 Lacs+	49%

Data in this Kit is presented in good faith, with an intention to inform voters. MLAs' Election Expenditure affidavits from the CEO Website (<https://ceoharyana.gov.in/>) is the source of this analysis. Website:- www.adrindia.org, www.myneta.info

S.No.	Name	District	Constituency	Party	Expenditure incurred by MLA			Expense Limit (Rs.)	Total expenses incurred (Rs.)	% of limit reached
					MLA/his election agent (Rs.)	By Political party (Rs.)	Any other association/ body of persons/ individual (Rs.)			
56	Narender Gupta	Faridabad	Faridabad	BJP	8,19,412	1,06,200	4,19,973	28,00,000 28 Lacs+	13,45,585 13 Lacs+	48%
57	Bhupinder Singh Hooda	Rohtak	Garhi Sampla-Kiloi	INC	12,84,264	0	56,000	28,00,000 28 Lacs+	13,40,264 13 Lacs+	48%
58	Ram Kumar Gautam	Hisar	Narnaund	Jannayak Janta Party	12,14,535	0	91,200	28,00,000 28 Lacs+	13,05,735 13 Lacs+	47%
59	Jagdish Nayar	Palwal	Hodal (SC)	BJP	6,62,786	4,95,000	1,13,690	28,00,000 28 Lacs+	12,71,476 12 Lacs+	45%
60	Dushyant Chautala	Jind	Uchana Kalan	Jannayak Janta Party	12,51,903	0	0	28,00,000 28 Lacs+	12,51,903 12 Lacs+	45%
61	Ishwar Singh	Kaithal	Guhla (SC)	Jannayak Janta Party	12,47,716	0	0	28,00,000 28 Lacs+	**12,47,716 12 Lacs+	45%
62	Neeraj Sharma	Faridabad	Faridabad Nit	INC	0	0	9,68,501	28,00,000 28 Lacs+	12,35,163 12 Lacs+	44%
63	Rao Dan Singh	Mahendragarh	Mahendragarh	INC	12,15,494	0	0	28,00,000 28 Lacs+	12,15,494 12 Lacs+	43%
64	Mohammad Ilyas	Mewat	Punhana	INC	12,06,631	0	0	28,00,000 28 Lacs+	12,06,631 12 Lacs+	43%
65	Jai Parkash Dalal	Bhiwani	Loharu	BJP	8,87,041	1,27,729	1,82,281	28,00,000 28 Lacs+	11,97,051 11 Lacs+	43%
66	Rajinder Singh Joon	Jhajjar	Bahadurgarh	INC	11,91,976	0	0	28,00,000 28 Lacs+	**11,91,976 11 Lacs+	43%
67	Balraj Kundu	Rohtak	Mehem	IND	11,57,668	0	0	28,00,000 28 Lacs+	11,57,665 11 Lacs+	41%
68	Pardeep Chaudhary	Panchkula	Kalka	INC	6,53,084	0	4,63,467	28,00,000 28 Lacs+	11,16,551 11 Lacs+	40%
69	Dr. Raghuvir Singh Kadian	Jhajjar	Beri	INC	10,89,451	0	0	28,00,000 28 Lacs+	11,13,370 11 Lacs+	40%

Data in this Kit is presented in good faith, with an intention to inform voters. MLAs' Election Expenditure affidavits from the CEO Website (<https://ceoharyana.gov.in/>) is the source of this analysis. Website:- www.adrindia.org, www.myneta.info

S.No.	Name	District	Constituency	Party	Expenditure incurred by MLA			Expense Limit (Rs.)	Total expenses incurred (Rs.)	% of limit reached
					MLA/his election agent (Rs.)	By Political party (Rs.)	Any other association/ body of persons/ individual (Rs.)			
70	Randhir Singh Gollen	Kaithal	Pundri	IND	8,71,567	0	2,04,735	28,00,000 28 Lacs+	10,76,302 10 Lacs+	38%
71	Surender Panwar	Sonipat	Sonipat	INC	7,89,361	0	2,83,700	28,00,000 28 Lacs+	10,73,061 10 Lacs+	38%
72	Jaiveer Singh	Sonipat	Kharkhoda (SC)	INC	10,47,127	0	0	28,00,000 28 Lacs+	**10,47,127 10 Lacs+	37%
73	Jagbir Singh Malik	Sonipat	Gohana	INC	5,93,431	0	4,28,450	28,00,000 28 Lacs+	10,21,881 10 Lacs+	36%
74	Jogi Ram Sihag	Hisar	Barwala	Jannayak Janta Party	10,19,811	0	0	28,00,000 28 Lacs+	10,19,813 10 Lacs+	36%
75	Ranjit Singh	Sirsa	Rania	IND	10,02,362	0	0	28,00,000 28 Lacs+	**10,02,362 10 Lacs+	36%
76	Varun Chaudhary	Ambala	Mullana (SC)	INC	3,71,499	0	0	28,00,000 28 Lacs+	9,13,240 9 Lacs+	33%
77	Nayan Pal Rawat	Faridabad	Prithla	IND	9,05,065	0	0	28,00,000 28 Lacs+	**9,05,065 9 Lacs+	32%
78	Ram Karan	Kurukshetra	Shahbad (SC)	Jannayak Janta Party	8,21,595	0	66,185	28,00,000 28 Lacs+	8,87,780 8 Lacs+	32%
79	Harvinder Kalyan	Karnal	Gharaunda	BJP	6,16,496	0	2,68,514	28,00,000 28 Lacs+	8,85,010 8 Lacs+	32%
80	Geeta Bhukkal	Jhajjar	Jhajjar (SC)	INC	8,65,991	0	0	28,00,000 28 Lacs+	8,65,991 8 Lacs+	31%
81	Bharat Bhushan Batra	Rohtak	Rohtak	INC	2,13,858	1,99,460	4,50,972	28,00,000 28 Lacs+	8,64,290 8 Lacs+	31%
82	Mamman Khan	Mewat	Ferozepur Jhirka	INC	8,60,601	0	0	28,00,000 28 Lacs+	8,60,601 8 Lacs+	31%
83	Sri Krishan Hooda	Sonipat	Baroda	INC	8,59,365	0	0	28,00,000 28 Lacs+	8,59,365 8 Lacs+	31%

Data in this Kit is presented in good faith, with an intention to inform voters. MLAs' Election Expenditure affidavits from the CEO Website (<https://ceoharyana.gov.in/>) is the source of this analysis. Website:- www.adrindia.org, www.myneta.info

S.No.	Name	District	Constituency	Party	Expenditure incurred by MLA			Expense Limit (Rs.)	Total expenses incurred (Rs.)	% of limit re-ached
					MLA/his election agent (Rs.)	By Political party (Rs.)	Any other association/ body of persons/ individual (Rs.)			
84	Mewa Singh	Kurukshetra	Ladwa	INC	4,31,075	0	3,47,242	28,00,000 28 Lacs+	7,78,317 7 Lacs+	28%
85	Kiran Choudhry	Bhiwani	Tosham	INC	6,87,545	0	0	28,00,000 28 Lacs+	6,87,545 6 Lacs+	25%
86	Sombir	Charkhi Dadri	Dadri	IND	5,92,142	0	0	28,00,000 28 Lacs+	5,92,142 5 Lacs+	21%
87	Anoop Dhanak	Hisar	Uklana (SC)	Jannayak Janta Party	5,19,421	0	0	28,00,000 28 Lacs+	5,19,421 5 Lacs+	19%
88	Kuldeep Bishnoi	Hisar	Adampur	INC	5,15,293	0	0	28,00,000 28 Lacs+	5,15,293 5 Lacs+	18%
89	Dharam Pal Gonder	Karnal	Nilokheri (SC)	IND	4,36,188	0	0	28,00,000 28 Lacs+	4,36,188 4 Lacs+	16%

Table 15: Election expenses declared by MLAs in Haryana Assembly Elections, 2019: Full Details

***on total expenses value indicates that the MLA has not provided the total in their affidavits, it has been calculated on the basis of details provided by them in the same*

To Get Information About Candidates/Parties/MPs/MLAs/Corporators/PILs in courts

Give us missed call on: **8367797004**

Journalist Helpline no: **8010394248**

Subscribe to ADR on **WhatsApp**
for updates: **7840067840**

Visit: **www.myneta.info, www.adrindia.org**

Email: **adr@adrindia.org**

Send SMS: **Myneta <pincode or constituency>
to 56263 or 9246022211**

To contact ADR State Partners, visit:
<https://adrindia.org/about-adr/state-coordinators>

Social Media

 /myneta.info  /adrindia.org  @adrspkaks  /adrspkaks  /adrspkaks
 <https://in.linkedin.com/company/association-of-democratic-reforms-adr->

Our Websites

www.adrindia.org

Provides detailed analytical reports of Lok Sabha, State Assemblies, local body elections & financial reports of political parties & ongoing PILs in courts

www.myneta.info

Provides full information of criminal cases, asset, liability and education details declared by candidates in the self sworn affidavits

Android Apps

Myneta: The criminal, financial, educational & other background information self declared by candidates in their affidavits during elections is now available on your mobile phones.

Election Watch Reporter: This app provides a tool to the citizens to capture violations of election related laws & the code of conduct.

Both the applications are available on Google Play Store

Office Address

Association for Democratic Reforms
T-95, CL House, Second Floor,
Near Gulmohar Commercial Complex, Gautam Nagar,
Landmark: Green Park Metro Station (GN exit),
New Delhi-110 049,
Tel.: 011- 41654200, Fax: 011 - 46094248

Contact Details

Haryana Election Watch

Mr. Jaskirat Singh
Trustee and State Coordinator
+91-93160-84953
jaskirats@gmail.com

National Election Watch/Association for Democratic Reforms

Media and Journalist Helpline +91 80103 94248 Email: adr@adrindia.org	Maj.Gen. Anil Verma (Retd) Head National Election Watch, Association for Democratic Reforms 011 4165 4200, +91 88264 79910 adr@adrindia.org , anilverma@adrindia.org	Prof Jagdeep Chhokar IIM Ahmedabad (Retd.) Founder Member, National Election Watch, Association for Democratic Reforms +91 99996 20944 jchhokar@gmail.com	Prof Trilochan Sastry IIM Bangalore Founder Member, National Election Watch, Association for Democratic Reforms +91 94483 53285 tsastry@gmail.com
--	---	---	---

DISCLAIMER

All information about MLAs, in this report has been taken from the election expenditure statements filed by them and submitted to the Chief Electoral Officer, Haryana. **ADR does not add or subtract any information, unless the EC changes the data. In particular, no unverified information from any other source is used.** Copies of affidavits were obtained from the CEO's website (<https://ceoharyana.gov.in/>) While all efforts have been made to ensure that the information is in keeping with what is mentioned in the election expenditure statements, in case of discrepancy between information in this report and that given in the election expenditure statements, the information reported in the election expenditure statements filed by MLAs should be treated as correct. Association for Democratic Reforms, Haryana Election Watch and their volunteers are not responsible or liable for any damage arising directly or indirectly from the publication of this report.

Data in this Kit is presented in good faith, with an intention to inform voters. MLAs' Election Expenditure affidavits from the CEO Website (<https://ceoharyana.gov.in/>) is the source of this analysis. Website:- www.adrindia.org, www.myneta.info