

Analysis of Election Expenditure Statements of MLAs

Himachal Pradesh Assembly Elections, 2017

According to Section 78 of the Representation of the People Act, 1951, every contesting Winner has to lodge a true copy of his election expenses within 30 days from the date of declaration of result of election, with the District Election Officer in all States and Union Territories. Himachal Pradesh Election Watch and Association for Democratic Reforms (ADR) have analyzed all 68 election expenditure statements submitted after the Himachal Pradesh 2017 Assembly for newly elected MLAs. The expenditure limit for the Winners during the Himachal Pradesh Assembly elections was Rs. 28 lakhs. These election expense documents include *details of expenses on public meeting and processions, campaigning through electronic and print media, expense on campaign workers, expense on vehicles used and expense on campaign materials.*

Recommendations:

1. Each Winner is required to file his election expenditure statement within 30 days of the results of the elections, the deadline in case of the Himachal Pradesh Assembly Elections being the 17th January, 2018. **It is recommended that the Abstract Expenditure Statement (Annexure 15) of the Winners is uploaded on the website of the CEO within 72 hours of the receipt of the statement.**
2. The deadline for filing an election petition against any Winner is 45 days after the declaration of the results. Generally, Winners submit their election expenditure statements towards the end of the 30 days given for submission of the statements. This leaves 15 days for any common citizen to file an election petition against any Winner. The deadline for filing an election petition should be increased in order to give the citizens time to scrutinize the election expenditure statements of the Winners and gather the relevant documents/proof etc. for the election petition.
3. As has been instated in the filing of affidavits during the elections, the Winners should not be allowed to keep any field blank on the Abstract Election Expenditure statement (Annexure 15) and Schedule 1 to 9. The statements must be filled in a legible format and overwriting of amounts in the statement should be discouraged.

Table of Contents

ANALYSIS OF ELECTION EXPENDITURE STATEMENTS OF MLAs HIMACHAL PRADESH ASSEMBLY ELECTIONS, 2017	1
SUMMARY AND HIGHLIGHTS OF ELECTION EXPENSES OF MLAs FROM THE HIMACHAL PRADESH ASSEMBLY 2017 ELECTIONS	3
SUMMARY AND HIGHLIGHTS OF FUNDS RAISED BY MLAs IN THE HIMACHAL PRADESH ASSEMBLY 2017 ELECTIONS	9
SUMMARY AND HIGHLIGHTS OF ELECTION EXPENSES OF MINISTERS FROM THE HIMACHAL PRADESH ASSEMBLY ELECTIONS, 2017	11
SUMMARY AND HIGHLIGHTS OF FUNDS RAISED BY MINISTERS IN THE HIMACHAL PRADESH ASSEMBLY 2017 ELECTIONS	13
TOP 10 MLAs WITH HIGHEST DECLARED ELECTION EXPENSES IN 2017 HIMACHAL PRADESH ASSEMBLY ELECTIONS ...	14
10 MLAs WITH LOWEST ELECTION EXPENSES DECLARED.....	15
PARTY-WISE AVERAGE EXPENSES DECLARED BY MLAs.....	16
AVERAGE SELF-FUNDS USED FOR ELECTION CAMPAIGN (PARTY-WISE)	16
AVERAGE FUNDS RAISED FROM POLITICAL PARTIES (PARTY-WISE)	17
AVERAGE FUNDS RAISED FROM OTHER SOURCES (PARTY-WISE)	17
PARTY-WISE AVERAGE EXPENSES ON PUBLIC MEETINGS, PROCESSIONS ETC. WITH AND WITHOUT STAR CAMPAIGNERS	18
PARTY WISE AVERAGE ELECTION EXPENSE OF MLAs ON CAMPAIGN MATERIALS	19
PARTY WISE AVERAGE ELECTION EXPENSE OF MLAs ON ELECTRONIC MEDIA	19
PARTY WISE AVERAGE ELECTION EXPENSE OF MLAs ON CAMPAIGN VEHICLES	20
PARTY WISE AVERAGE ELECTION EXPENSE OF MLAs ON CAMPAIGN WORKERS	20
ELECTION EXPENSES DECLARED BY MLAs IN HIMACHAL PRADESH ASSEMBLY ELECTIONS, 2017: FULL DETAILS.....	21
DISCLAIMER.....	27

Summary and Highlights of Election Expenses of MLAs from the Himachal Pradesh Assembly 2017 Elections

1. **Less than 50% of the Limit:** Out of 68 MLAs analysed, **25(37%)** MLAs have declared election expenses of less than 50% of the expense limit in their constituency.
2. **Average Election Expenses:** Based on the election expense declarations of 68 MLAs from Himachal Pradesh Assembly, the average amount of money spent by them in the elections is **Rs 15.26 lakhs, which is 55% of the expense limit.**
3. **Party-wise Average Election Expenses:** The party wise average election expenses shows that the average spending for **44 MLAs from BJP** is **Rs 16.99 lakhs** (60.7% of the expense limit). For **21 MLAs from INC**, the average election expenditure is **Rs 11.80 lakhs** (42.2% of the expense limit) and for **2 independent MLAs**, the average election expenditure is **Rs 16.94 Lakhs** (60.5% of the expense limit). **1 MLA from CPI (M)** has spent **Rs. 8.21 lakhs** (29.3% of the expense limit).

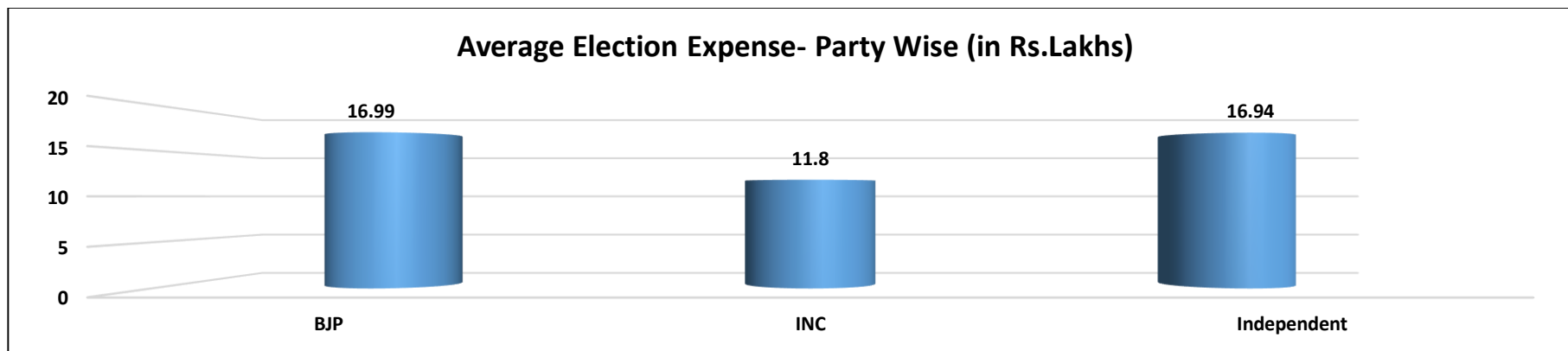


Figure 1: Party-wise Average Election Expenses (Rs. in lakhs)

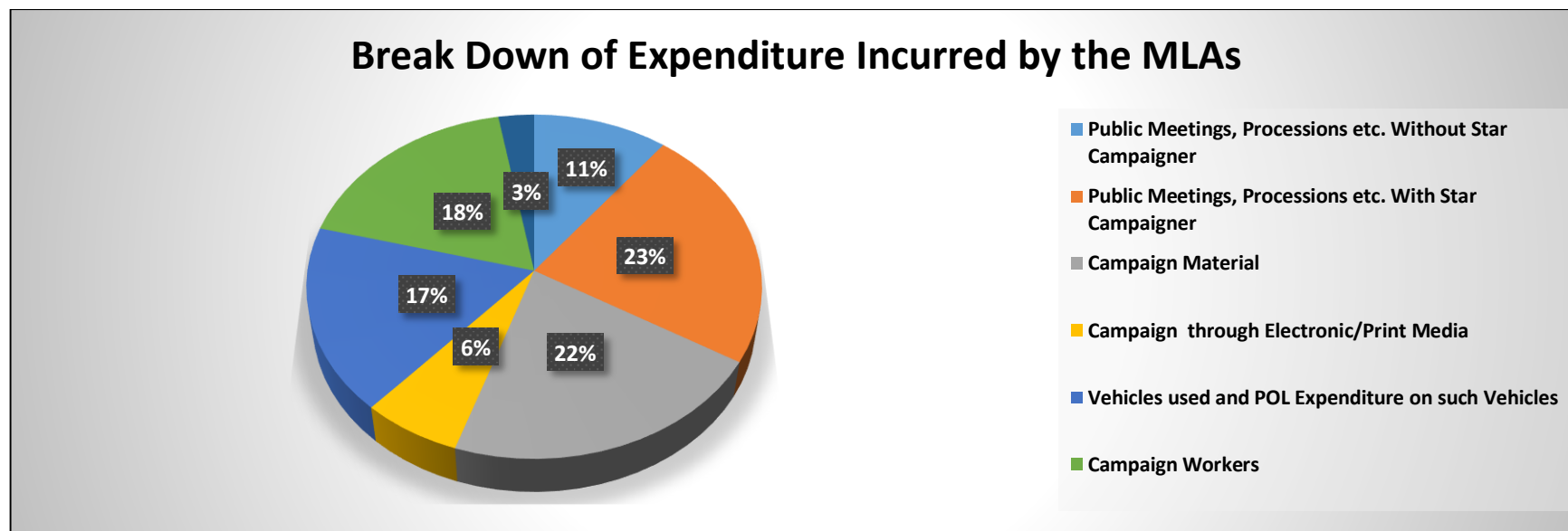


Figure 2: Break Down of Elections Expenses Incurred by MLAs

1. Top 3 MLAs with highest Election Expenses: The details of top 3 MLAs who have declared highest election expenses are given below:

S.No.	Name	District	Constituency	Party	Expense Limit(Rs.)	Total expenses incurred/ authorized (Rs.)	% of limit reached
1	KISHORI LAL	KULLU	ANNI	BJP	28,00,000 28 Lacs+	25,83,669 25 Lacs+	92%
2	RAJIV SAIZAL	SOLAN	KASAULI	BJP	28,00,000 28 Lacs+	24,58,389 24 Lacs+	88%
3	SH. HIRA LAL	MANDI	KARSOG	BJP	28,00,000 28 Lacs+	22,95,220 22 Lacs+	82%

Table 1: Top 3 MLAs with highest election expenditure

2. MLAs with lowest Election Expenses: The details of top 3 MLAs who have declared lowest election expenses are given below:

S.No.	Name	District	Constituency	Party	Expense Limit	Total expenses incurred/ authorized (Rs.)	% of limit reached
1	MOHAN LAL BRAKTA	SHIMLA	ROHRU	INC	28,00,000 28 Lacs+	3,88,657 3 Lacs+	14%
2	ANIRUDH SINGH	SHIMLA	KASUMPTI	INC	28,00,000 28 Lacs+	6,48,950 6 Lacs+	23%
3	NARINDER THAKUR	HAMIRPUR	HAMIRPUR	BJP	28,00,000 28 Lacs+	7,10,735 7 Lacs+	25%

Table 2: MLAs with lowest election expenditure

- 3. Expense on Public Meeting, Rally, and Processions with Star Campaigners:** Out of the 68 MLAs analyzed, **12 (18%) MLAs** have declared that they have not spent any amount on public meetings, processions etc. with star campaigners.
- 4. Expense on Public Meeting, Rally, and Processions without Star Campaigners:** Out of the 68 MLAs analyzed, **6 (9%) MLAs** have declared that they have not spent any amount on public meetings, processions etc. without star campaigners.
- 5. Expense on Campaigning through electronic/print media:** **16 (23%) MLAs** have declared that they have not spent any amount on campaigning through electronic/print media.
- 6. Expense on Campaign Workers:** **17 (25%) MLAs** have declared that they have not spent any amount on campaign workers.
- 7. Expense on Campaign Materials.:** **8 (12%) MLAs** have declared that they have not spent any amount on campaign materials.
- 8. Expense on Campaign Vehicles.:** **3 (4%) MLAs** have declared that they have not spent any amount on campaign vehicles.

9. Party-wise average expenses on Public Meetings, Processions with Star Campaigner:

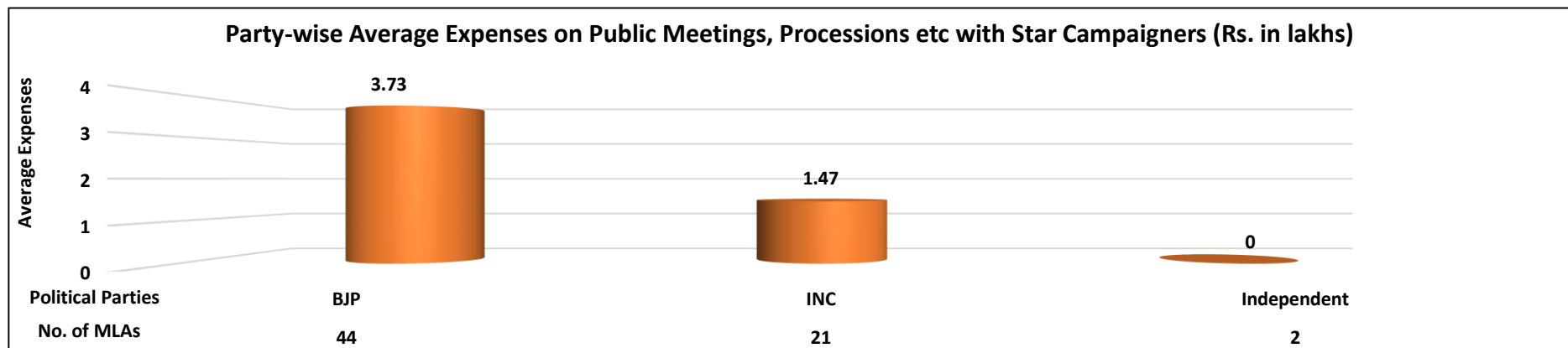


Figure 3: Party-wise Average Expenses on Public Meetings, Processions etc. with Star Campaigners (Rs. in lakhs)

10. Party-wise average expenses on Public Meetings, Processions without Star Campaigner:

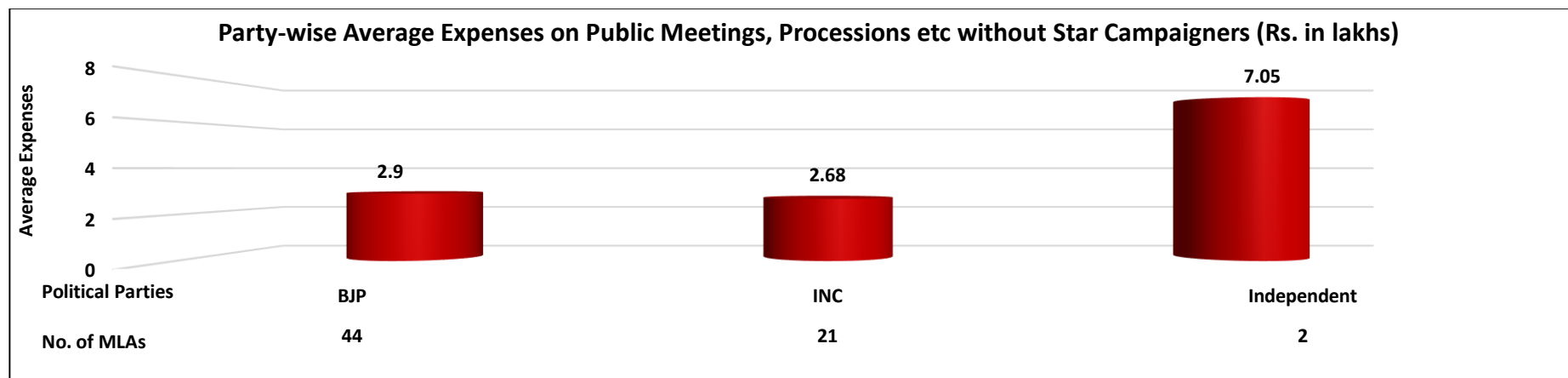


Figure 4: Party-wise Average Expenses on Public Meetings, Processions etc. without Star Campaigners (Rs. in lakhs)

Data in this Kit is presented in good faith, with an intention to inform voters. MLAs' Election Expenditure Affidavits from the CEO Website (<http://himachal.nic.in/>) is the source of this analysis.
Website:- www.adrindia.org, www.myneta.info

11. Party-wise average expenses on Campaign Materials:

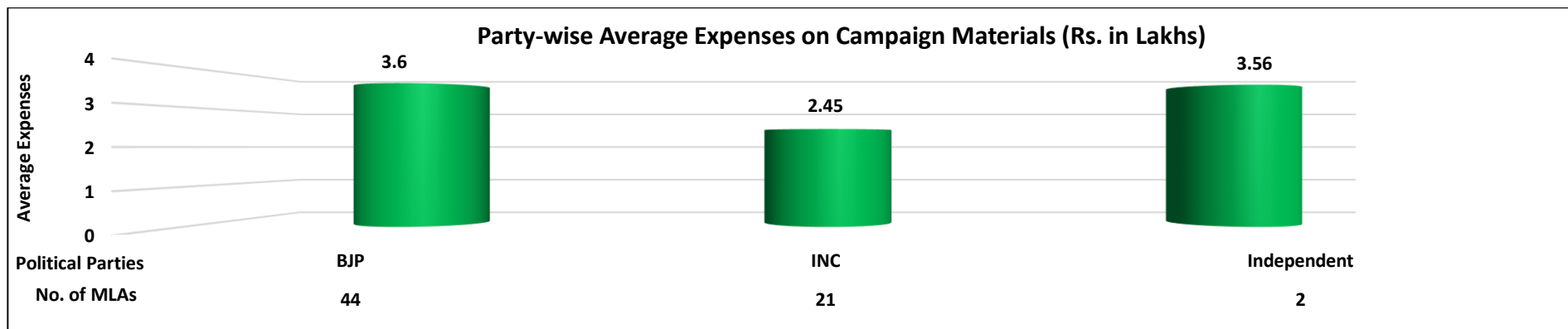


Figure 5: Party-wise Average Expenses on Campaign Materials (Rs. in lakhs)

12. Party-wise average expenses on Electronic Media:

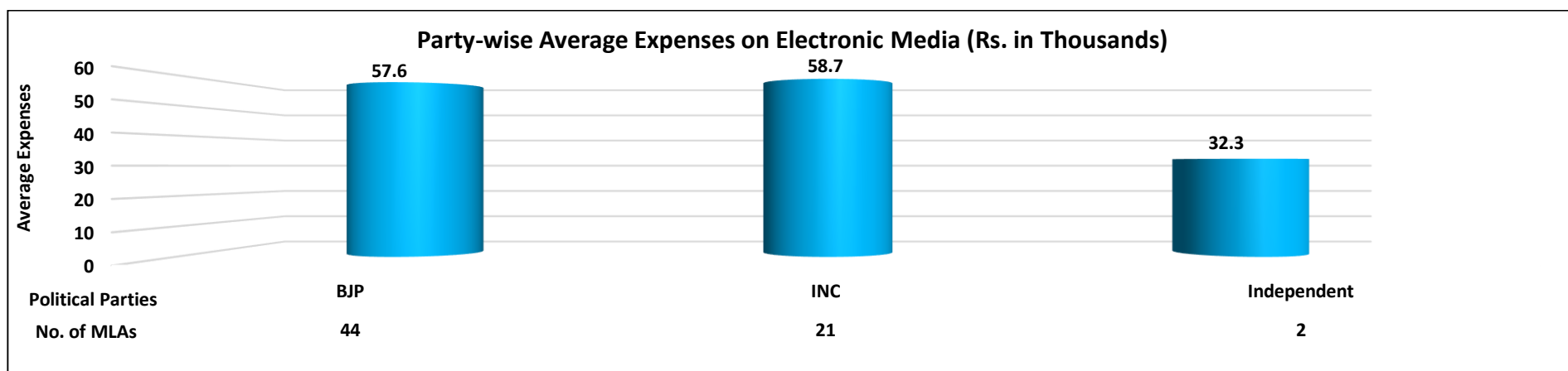


Figure 6: Party-wise Average Expenses on Electronic Media (Rs. in Thousands)

Data in this Kit is presented in good faith, with an intention to inform voters. MLAs' Election Expenditure Affidavits from the CEO Website (<http://himachal.nic.in/>) is the source of this analysis.
Website:- www.adrindia.org, www.myneta.info

13. Party-wise average expenses on Campaign Vehicles:

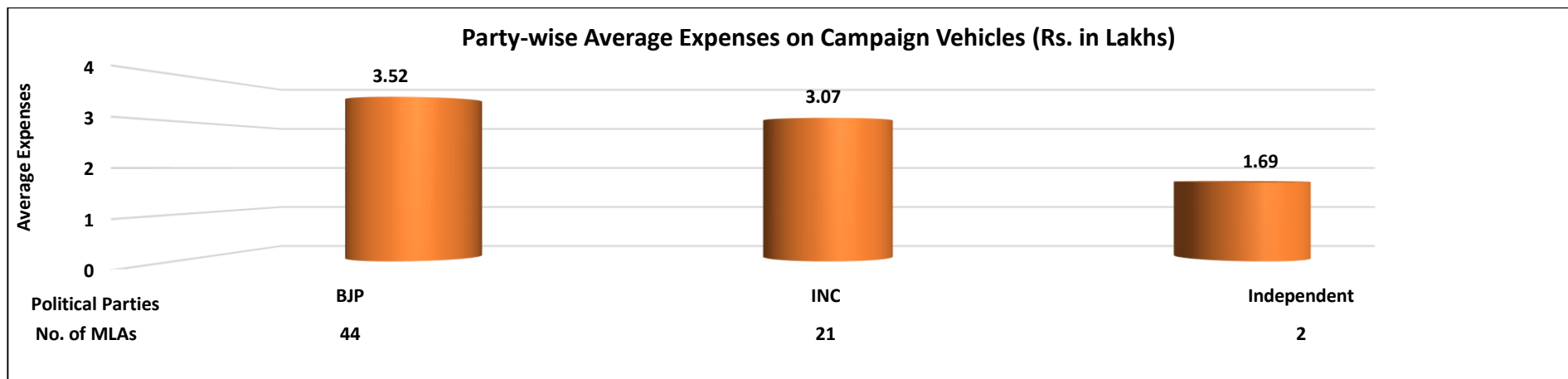


Figure 7: Party-wise Average Expenses on Campaign Vehicles (Rs. in lakhs)

14. Party-wise average expenses on Campaign Workers:

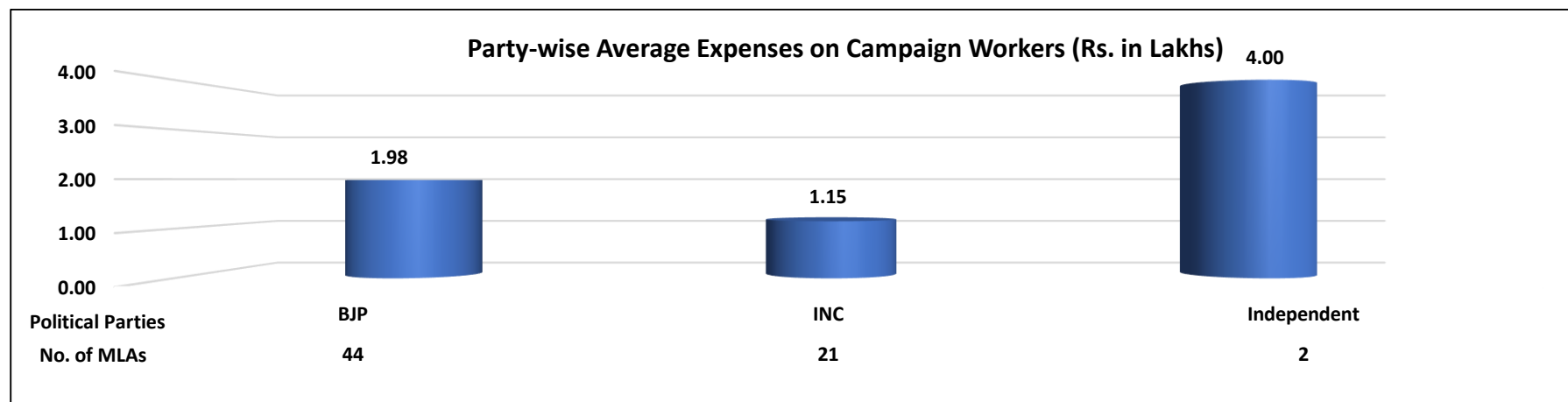


Figure 8: Party-wise Average Expenses on Campaign Workers (Rs. in lakhs)

Data in this Kit is presented in good faith, with an intention to inform voters. MLAs' Election Expenditure Affidavits from the CEO Website (<http://himachal.nic.in/>) is the source of this analysis.
Website:- www.adrindia.org, www.myneta.info

Summary and Highlights of Funds Raised by MLAs in the Himachal Pradesh Assembly 2017 Elections

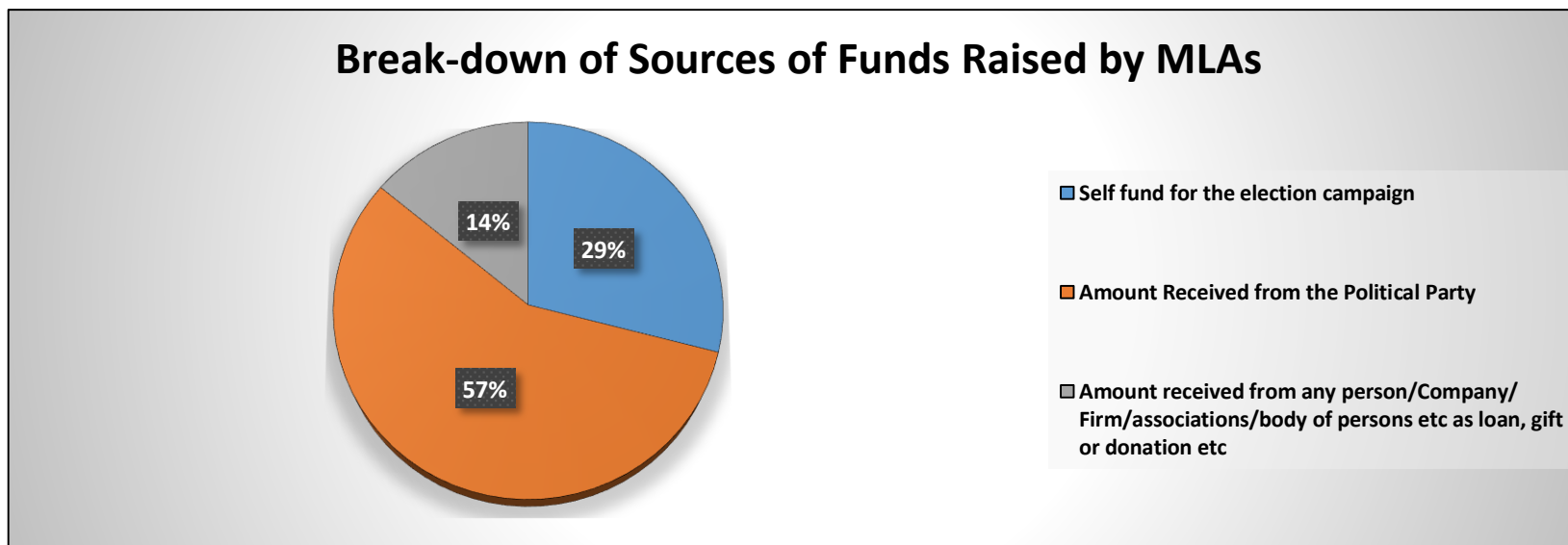


Figure 9: Percentage Break-down of Funds Raised by MLAs

1. **Percentage break-down of funds received by MLAs:** Out of the total funds received by MLAs, **57% funds were raised from political parties, 29% were raised by MLAs themselves and 14% funds were raised from other sources.**
2. **MLAs Who Raised Funds from Political Parties:** Out of the 68 MLAs analyzed, **20(29%) MLAs** have declared that **they have not received any funds from political parties.**
3. **MLAs Who Raised Funds through any person/ company/ firm/ associations/ body of persons etc as loan, gift or donation etc:** Out of the 68 MLAs analyzed, **31(46%) MLAs** have declared that **they have not received any funds from any person/ company/ firm/ associations/ body of persons etc as loan, gift or donation etc.**

4. **Self-funds used for election campaign:** Out of the 68 MLAs analyzed, **3 (4%) MLAs** have declared that **they have not used any of their own funds for their election campaign.**
5. **Average funds raised from Political Parties (Party-wise):** On an average a MLA from **BJP** raised **12%** and on an average a MLA from **INC** raised **87%** of his/her election expense funds from the political party.
6. **Average funds raised through any person/company/firm/associations/body of persons etc as loan, gift or donation etc (Party-wise):** On an average a MLA from **BJP** raised **9%** of his/her election expense funds from any person/company/firm/associations/body of persons etc. as loan, gift or donation. Similarly, a MLA from **INC** raised **28%** of his/her election expense funds, and 2 independent MLAs raised on an average **48%** of their expense funds from any person/ company/ firm/ associations/ body of persons etc. as loan, gift or donation.

Summary and Highlights of Election Expenses of Ministers from the Himachal Pradesh Assembly Elections, 2017

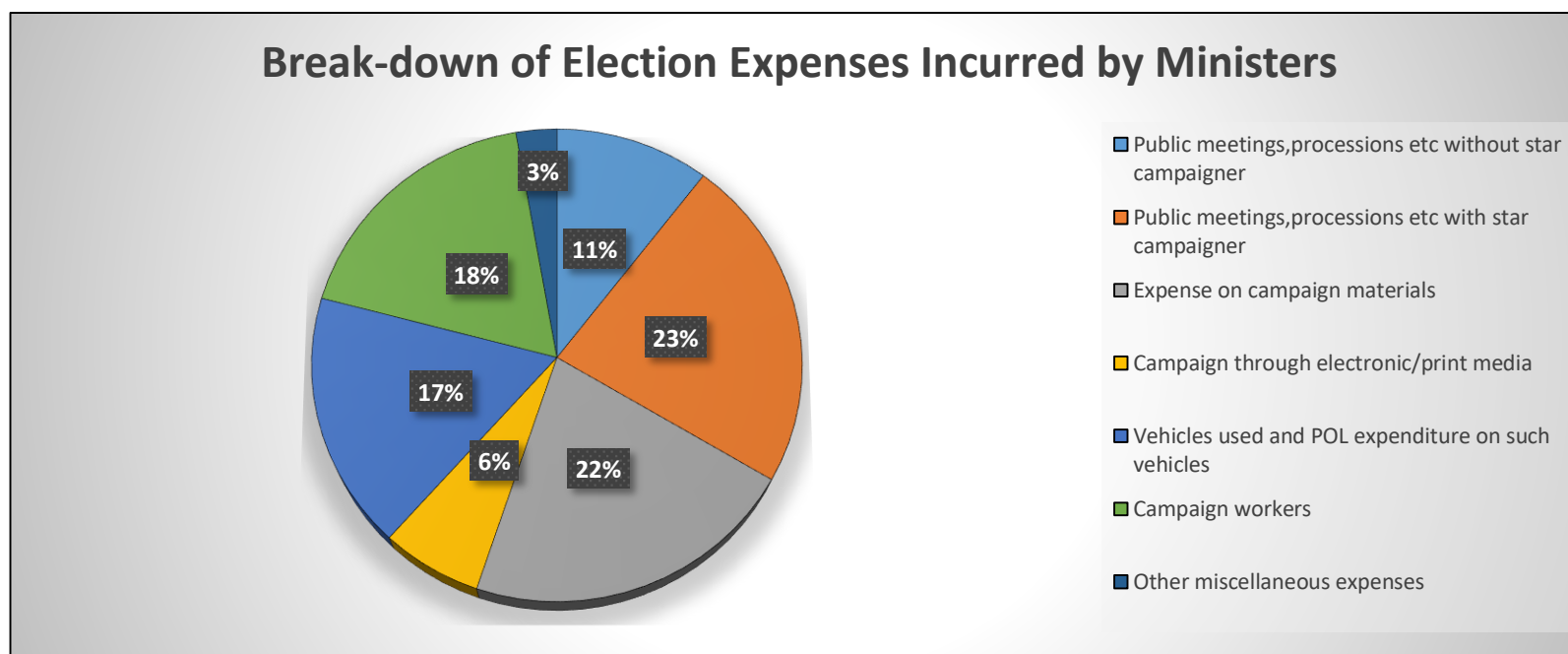


Figure 10: Break-down of Election Expenses Incurred by Ministers

1. **Less than 50% of the Limit:** Based on the election expense declarations of all 12 Ministers analysed from Himachal Pradesh Assembly 2017, 3(25%) have declared election expenses of less than 50% of the expense limit in their constituency.
2. **Average Election Expenditure:** Based on the election expense declarations of all 12 Ministers from Himachal Pradesh Assembly 2017, the average amount of money spent by them in the elections is about Rs 16.87 lakhs, which is 60% of the expense limit.
3. **Top 3 Ministers with highest Election Expenditure:** The details of top 3 ministers with highest election expenditure are given below:

S.No.	Name	District	Constituency	Party	Expense Limit (Rs.)	Total expenses incurred/ authorized (Rs.)	% of limit reached
1	RAJIV SAIZAL	SOLAN	KASAULI	BJP	28,00,000 28 Lacs+	24,58,389 24 Lacs+	88%
2	VIPIN SINGH PARMAR	KANGRA	SULLAH	BJP	28,00,000 28 Lacs+	21,84,558 21 Lacs+	78%
3	JAI RAM THAKUR	MANDI	SERAJ	BJP	28,00,000 28 Lacs+	19,68,064 19 Lacs+	70%

Table 1: Top 3 Ministers with Highest Election Expenditure

4. **Top 3 Ministers with lowest Election Expenditure:** The details of top 3 ministers with lowest election expenditure are given below:

S.No.	Name	District	Constituency	Party	Expense Limit(Rs.)	Total expenses incurred/ authorized (Rs.)	% of limit reached
1	MAHENDER SINGH	MANDI	DHARAMPUR	BJP	28,00,000 28 Lacs+	8,53,494 8 Lacs+	30%
2	VIRENDER SINGH KANWAR	UNA	KUTLEHAR	BJP	28,00,000 28 Lacs+	10,22,903 10 Lacs+	37%
3	BIKRAM SINGH	KANGRA	JASWAN-PRAGPUR	BJP	28,00,000 28 Lacs+	13,74,220 13 Lacs+	49%

Table 2: Top 3 Ministers with Lowest Election Expenditure

Summary and Highlights of Funds Raised by Ministers in the Himachal Pradesh Assembly 2017 Elections

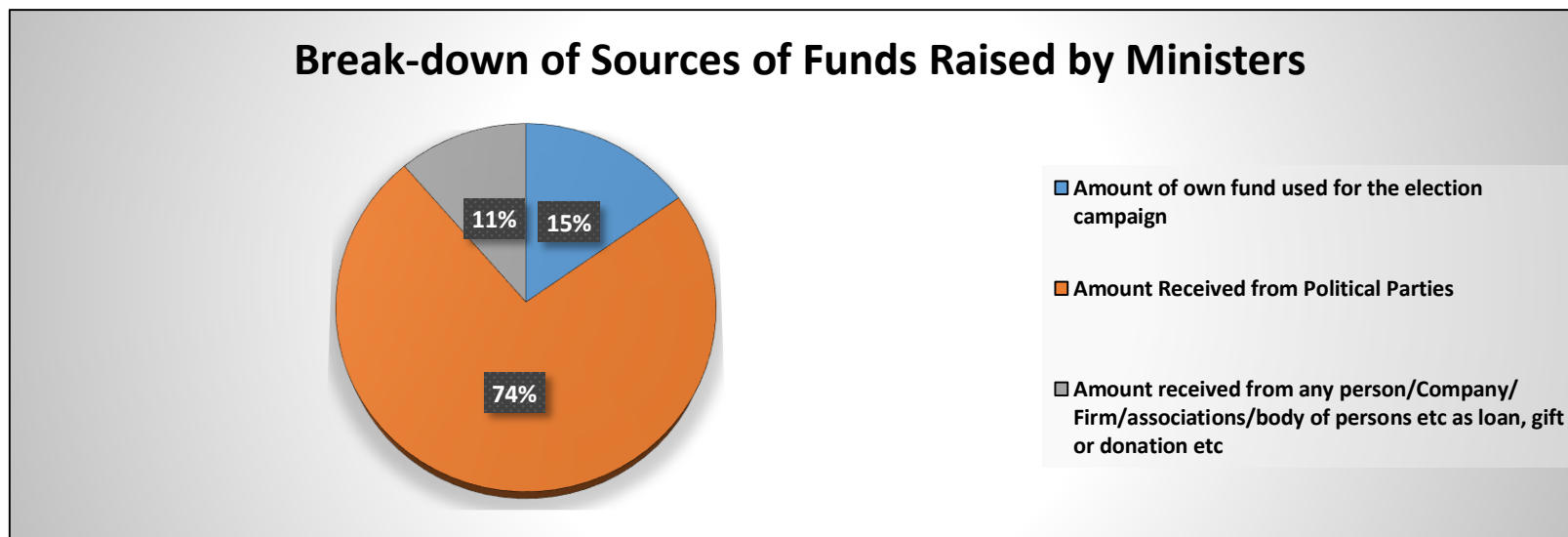


Figure 11: Percentage Break-down of Funds Raised by Ministers

1. **Percentage break-down of funds received by Ministers:** Out of the total funds received by Ministers, **74% funds were raised from political parties, 15% were raised by Ministers themselves and 11% funds were raised from other sources.**
2. **Ministers Who Raised Funds from Political Party:** Out of the 12 Ministers analyzed, none of the **Ministers** have declared that **they have not received any funds from political parties.**
3. **Ministers Who Raised Funds through any person/ company/ firm/ associations/ body of persons etc as loan, gift or donation etc:** Out of the 12 Ministers analyzed, 5

4. Ministers have declared that they have not received any funds from *any person/ company/ firm/ associations/ body of persons etc as loan, gift or donation etc.*

Top 10 MLAs with highest declared election expenses in 2017 Himachal Pradesh Assembly Elections

S.No.	Name	District	Constituency	Party	Expenditure incurred/authorized by MLA			Expense Limit(Rs.)	Total expenses incurred/ authorized (Rs.)	% of limit reached
					MLA/his election agent(Rs.)	By Political Party(Rs.)	By Any other association/ body of persons/ individual(Rs.)			
1	KISHORI LAL	KULLU	ANNI	BJP	5,05,000	16,16,114	4,62,855	28,00,000 28 Lacs+	25,83,669 25 Lacs+	92%
2	RAJIV SAIZAL	SOLAN	KASAUJI	BJP	21,24,312	1,17,298	2,16,779	28,00,000 28 Lacs+	24,58,389 24 Lacs+	88%
3	SH. HIRA LAL	MANDI	KARSOG	BJP	22,95,220	0	0	28,00,000 28 Lacs+	22,95,220 22 Lacs+	82%
4	DHANI RAM SHANDIL	SOLAN	SOLAN	INC	19,90,435	0	2,28,374	28,00,000 28 Lacs+	22,18,809 22 Lacs+	79%
5	VIPIN SINGH PARMAR	KANGRA	SULLAH	BJP	6,84,558	15,00,000	0	28,00,000 28 Lacs+	21,84,558 21 Lacs+	78%
6	VINOD KUMAR	MANDI	NACHAN	BJP	15,90,333	2,47,389	3,33,640	28,00,000 28 Lacs+	21,71,362 21 Lacs+	78%
7	SURENDER SHOURIE	KULLU	BANJAR	BJP	15,63,834	5,80,133	27,000	28,00,000 28 Lacs+	21,70,967 21 Lacs+	78%
8	SUBHASH THAKUR	BILASPUR	BILASPUR	BJP	21,40,318	0	0	28,00,000 28 Lacs+	21,41,678 21 Lacs+	76%
9	PRAKASH PREM KUMAR	MANDI	JOGINDERNAGAR	IND	15,61,502	0	5,68,940	28,00,000 28 Lacs+	21,30,442 21 Lacs+	76%
10	INDER SINGH	MANDI	SARKAGHAT	BJP	16,34,919	1,40,353	3,19,276	28,00,000 28 Lacs+	20,94,548 20 Lacs+	75%

Table 1: Top 10 highest expenses declared by MLAs

Data in this Kit is presented in good faith, with an intention to inform voters. MLAs' Election Expenditure Affidavits from the CEO Website (<http://himachal.nic.in/>) is the source of this analysis.

Website:- www.adrindia.org, www.myneta.info

10 lowest election expenses declared by MLAs

S.No.	Name	District	Constituency	Party	Expenditure incurred/authorized by Winners			Expense Limit(Rs.)	Total expenses incurred/ authorized (Rs.)	% of limit reached
					MLA/his election agent(Rs.)	Political party(Rs.)	Any other association/ body of persons/ individual(Rs.)			
1	MOHAN LAL BRAKTA	SHIMLA	ROHRU	INC	3,88,657	0	0	28,00,000 28 Lacs+	3,88,657 3 Lacs+	14%
2	ANIRUDH SINGH	SHIMLA	KASUMPTI	INC	6,49,850	0	0	28,00,000 28 Lacs+	6,48,950 6 Lacs+	23%
3	NARINDER THAKUR	HAMIRPUR	HAMIRPUR	BJP	5,93,457	1,17,290	0	28,00,000 28 Lacs+	7,10,735 7 Lacs+	25%
4	MUKESH AGNIHOTRI	UNA	HAROLI	INC	7,38,478	0	0	28,00,000 28 Lacs+	7,38,478 7 Lacs+	26%
5	RAKESH SINGHA	SHIMLA	THEOG	CPI(M)	7,63,852	57,936	0	28,00,000 28 Lacs+	8,21,788 8 Lacs+	29%
6	JAGAT SINGH NEGI	KINNAUR	KINNAUR	INC	1,93,200	56,300	5,92,500	28,00,000 28 Lacs+	8,42,000 8 Lacs+	30%
7	SUJAN SINGH PATHANIA	KANGRA	FATEHPUR	INC	8,01,859	0	46,650	28,00,000 28 Lacs+	8,48,509 8 Lacs+	30%
8	MAHENDER SINGH	MANDI	DHARAMPUR	BJP	0	8,53,493	0	28,00,000 28 Lacs+	8,53,494 8 Lacs+	30%
9	VINAY KUMAR	SIRMOUR	SRI RENUKAJI	INC	8,68,607	0	0	28,00,000 28 Lacs+	8,68,607 8 Lacs+	31%
10	JIA LAL	CHAMBA	BHARMOUR	BJP	8,09,720	1,17,278	0	28,00,000 28 Lacs+	9,26,998 9 Lacs+	33%

Table 2: 10 lowest election expenses declared by MLAs

Party-wise Average Expenses declared by MLAs

S.No.	Party	No. of Winners Analyzed	Average Limit (Rs.)	Average Election Expense (Rs.)	% of Average Limit
1	BJP	44	28,00,000 28 Lacs+	16,99,773 16 Lacs+	60.7 %
2	INC	21	28,00,000 28 Lacs+	11,80,408 11 Lacs+	42.2 %
3	IND	2	28,00,000 28 Lacs+	16,94,506 16 Lacs+	60.5 %
4	CPI(M)	1	28,00,000 28 Lacs+	8,21,788 8 Lacs+	29.3 %
Total		68	28,00,000 28 Lacs+	15,26,314 15 Lacs+	55 %

Table 3: Party-wise Average Expenses declared by MLAs

Average self-funds used for Election Campaign (Party-wise)

S.No.	Party	No. of MLAs Analyzed	Average Total (Rs.)	Average Self Funds(Rs.)	% of Average Total
1	BJP	44	18,03,944.15 18 Lacs+	2,25,556.45 2 Lacs+	12.50 %
2	INC	21	11,26,871.38 11 Lacs+	9,79,895.47 9 Lacs+	86.95 %
3	IND	2	17,06,046 17 Lacs+	8,80,751 8 Lacs+	51.62 %
4	CPI(M)	1	8,21,936 8 Lacs+	6,83,000 6 Lacs+	83.09 %

Table 4: Average self-funds used for Election Campaign (Party-wise)

Average funds raised from Political Parties (Party-wise)

S.No.	Party	No. of MLAs Analyzed	Average Total(Rs)	Average Party Funds(Rs.)	% of Average Total
1	BJP	44	18,03,944.15 18 Lacs+	14,07,043.13 14 Lacs+	77.99 %
2	INC	21	11,26,871.38 11 Lacs+	1,28,571.42 1 Lacs+	11.40 %
3	IND	2	17,06,046 17 Lacs+	0	0 %
4	CPI(M)	1	8,21,936 8 Lacs+	57,936 57 Thou+	7.04 %

Table 5: Average funds raised from Political Parties (Party-wise)

Average funds raised from Other Sources (Party-wise)

S.No.	Party	No. of MLAs Analyzed	Average Total (Rs.)	Average Funds from other organizations and bodies(Rs.)	% of Average Total
1	BJP	44	18,03,944.15 18 Lacs+	1,71,344.56 1 Lacs+	9.49 %
2	INC	21	11,26,871.38 11 Lacs+	3,18,642.57 3 Lacs+	28.27 %
3	IND	2	17,06,046 17 Lacs+	8,25,295 8 Lacs+	48.37 %
4	CPI(M)	1	8,21,936 8 Lacs+	81,000 81 Thou+	9.85 %

Table 6: Average funds raised from Other Sources (Party-wise)

Party-wise Average Expenses on Public Meetings, Processions etc. with and without Star Campaigners

S.No.	Party	No. of MLAs Analyzed	Average Limit (Rs.)	Average Election Expense (Rs.)	Average Expense on Meetings, Processions etc. with star campaigners (Rs.)	% of Average Expense on Meetings, Processions etc. with star campaigners	Average Expense on Meetings, Processions etc. without star campaigners (Rs.)	% of Average Expense on Meetings, Processions etc. without star campaigners
1	BJP	44	28,00,000 28 Lacs+	16,99,773 16 Lacs+	3,73,515 3 Lacs+	22 %	2,90,274 2 Lacs+	17.1 %
2	INC	21	28,00,000 28 Lacs+	11,80,408 11 Lacs+	1,47,768 1 Lacs+	12.5 %	2,68,177 2 Lacs+	22.7 %
3	IND	2	28,00,000 28 Lacs+	16,94,506 16 Lacs+	0	0 %	7,05,310 7 Lacs+	41.6 %
4	CPI(M)	1	28,00,000 28 Lacs+	8,21,788 8 Lacs+	4,43,462 4 Lacs+	54 %	2,22,350 2 Lacs+	27.1 %
Total		68	28,00,000 28 Lacs+	15,26,314 15 Lacs+	2,93,842 2 Lacs+	19 %	2,94,658 2 Lacs+	19 %

Table 7: Party-wise Average Expenses on Public Meetings, Processions etc. with and without Star Campaigners

Party Wise Average Election Expense of MLAs on Campaign Materials

S.No.	Party	No. of MLAs Analyzed	Average Limit (Rs.)	Average Election Expense (Rs.)	Average Expense on Campaign Materials (Rs.)	% of Average Expense on Campaign Materials
1	BJP	44	28,00,000 28 Lacs+	16,99,773 16 Lacs+	3,60,607 3 Lacs+	21.2 %
2	INC	21	28,00,000 28 Lacs+	11,80,408 11 Lacs+	2,45,734 2 Lacs+	20.8 %
3	IND	2	28,00,000 28 Lacs+	16,94,506 16 Lacs+	3,56,183 3 Lacs+	21 %
4	CPI(M)	1	28,00,000 28 Lacs+	8,21,788 8 Lacs+	43,536 43 Thou+	5.3 %
Total		68	28,00,000 28 Lacs+	15,26,314 15 Lacs+	3,20,338 3 Lacs+	21 %

Table 8: Party-wise Average Election Expense of MLAs on Campaign Materials

Party Wise Average Election Expense of MLAs on Electronic Media

S.No.	Party	No. of MLAs Analyzed	Average Limit (Rs.)	Average Election Expense (Rs.)	Average Expense on Electronic Media (Rs.)	% of Average Expense on Electronic Media
1	BJP	44	28,00,000 28 Lacs+	16,99,773 16 Lacs+	57,679 57 Thou+	3.4 %
2	INC	21	28,00,000 28 Lacs+	11,80,408 11 Lacs+	58,747 58 Thou+	5 %
3	IND	2	28,00,000 28 Lacs+	16,94,506 16 Lacs+	32,338 32 Thou+	1.9 %
4	CPI(M)	1	28,00,000 28 Lacs+	8,21,788 8 Lacs+	0	0 %
Total		68	28,00,000 28 Lacs+	15,26,314 15 Lacs+	56,416 56 Thou+	4 %

Table 9: Party-wise Average Election Expense of MLAs on Electronic Media

Party Wise Average Election Expense of MLAs on Campaign Vehicles

S.No.	Party	No. of MLAs Analyzed	Average Limit (Rs.)	Average Election Expense (Rs.)	Average Expense on Campaign Vehicles (Rs.)	% of Average Expense on Campaign Vehicles
1	BJP	44	28,00,000 28 Lacs+	16,99,773 16 Lacs+	3,52,586 3 Lacs+	20.7 %
2	INC	21	28,00,000 28 Lacs+	11,80,408 11 Lacs+	3,07,114 3 Lacs+	26 %
3	IND	2	28,00,000 28 Lacs+	16,94,506 16 Lacs+	1,69,000 1 Lacs+	10 %
4	CPI(M)	1	28,00,000 28 Lacs+	8,21,788 8 Lacs+	1,12,440 1 Lacs+	13.7 %
Total		68	28,00,000 28 Lacs+	15,26,314 15 Lacs+	3,29,612 3 Lacs+	22 %

Table 10: Party-wise Average Election Expense of MLAs on Campaign Vehicles

Party Wise Average Election Expense of MLAs on Campaign Workers

S.No.	Party	No. of MLAs Analyzed	Average Limit (Rs.)	Average Election Expense (Rs.)	Average Expense on Campaign Workers (Rs.)	% of Average Expense on Campaign Workers
1	BJP	44	28,00,000 28 Lacs+	16,99,773 16 Lacs+	1,98,849 1 Lacs+	11.7 %
2	INC	21	28,00,000 28 Lacs+	11,80,408 11 Lacs+	1,15,318 1 Lacs+	9.8 %
3	IND	2	28,00,000 28 Lacs+	16,94,506 16 Lacs+	4,00,188 4 Lacs+	23.6 %
4	CPI(M)	1	28,00,000 28 Lacs+	8,21,788 8 Lacs+	0	0 %
Total		68	28,00,000 28 Lacs+	15,26,314 15 Lacs+	1,76,050 1 Lacs+	12 %

Table 11: Party-wise Average Election Expense of MLAs on Campaign Workers

Election expenses declared by MLAs in Himachal Pradesh Assembly Elections, 2017: Full Details

S.No.	Name	District	Constituency	Party	Expenditure incurred/authorized by MLA			Expense Limit(Rs.)	Total expenses incurred/ authorized (Rs.)	% of limit reached
					MLA/his election agent(Rs.)	By Political Party(Rs.)	By Any other association/ body of persons/ individual(Rs.)			
1	KISHORI LAL	KULLU	ANNI	BJP	5,05,000	16,16,114	4,62,855	28,00,000 28 Lacs+	25,83,669 25 Lacs+	92%
2	RAJIV SAIZAL	SOLAN	KASAULI	BJP	21,24,312	1,17,298	2,16,779	28,00,000 28 Lacs+	24,58,389 24 Lacs+	88%
3	SH. HIRA LAL	MANDI	KARSOG	BJP	22,95,220	0	0	28,00,000 28 Lacs+	22,95,220 22 Lacs+	82%
4	DHANI RAM SHANDIL	SOLAN	SOLAN	INC	19,90,435	0	2,28,374	28,00,000 28 Lacs+	22,18,809 22 Lacs+	79%
5	VIPIN SINGH PARMAR	KANGRA	SULLAH	BJP	6,84,558	15,00,000	0	28,00,000 28 Lacs+	21,84,558 21 Lacs+	78%
6	VINOD KUMAR	MANDI	NACHAN	BJP	15,90,333	2,47,389	3,33,640	28,00,000 28 Lacs+	21,71,362 21 Lacs+	78%
7	SURENDER SHOURIE	KULLU	BANJAR	BJP	15,63,834	5,80,133	27,000	28,00,000 28 Lacs+	21,70,967 21 Lacs+	78%
8	SUBHASH THAKUR	BILASPUR	BILASPUR	BJP	21,40,318	0	0	28,00,000 28 Lacs+	21,41,678 21 Lacs+	76%
9	PRAKASH PREM KUMAR	MANDI	JOGINDERNAGAR	IND	15,61,502	0	5,68,940	28,00,000 28 Lacs+	21,30,442 21 Lacs+	76%
10	INDER SINGH	MANDI	SARKAGHAT	BJP	16,34,919	1,40,353	3,19,276	28,00,000 28 Lacs+	20,94,548 20 Lacs+	75%
11	BIKRAM SINGH JARYAL	CHAMBA	BHATTIYAT	BJP	18,70,706	1,17,278	0	28,00,000 28 Lacs+	19,87,985 19 Lacs+	71%
12	PARAMJEET SINGH	SOLAN	DOON	BJP	19,73,642	0	0	28,00,000 28 Lacs+	**19,73,642 19 Lacs+	70%
13	JAI RAM THAKUR	MANDI	SERAJ	BJP	15,74,211	2,57,631	1,36,222	28,00,000 28 Lacs+	19,68,064 19 Lacs+	70%

Data in this Kit is presented in good faith, with an intention to inform voters. MLAs' Election Expenditure Affidavits from the CEO Website (<http://himachal.nic.in/>) is the source of this analysis.

Website:- www.adrindia.org, www.myneta.info

S.No.	Name	District	Constituency	Party	Expenditure incurred/authorized by MLA			Expense Limit(Rs.)	Total expenses incurred/ authorized (Rs.)	% of limit reached
					MLA/his election agent(Rs.)	By Political Party(Rs.)	By Any other association/ body of persons/ individual(Rs.)			
14	KISHAN CHAND	KANGRA	DHARAMSHALA	BJP	19,36,961	0	0	28,00,000 28 Lacs+	19,36,961 19 Lacs+	69%
15	ARUN KUMAR	KANGRA	NAGROTA	BJP	16,49,578	1,68,260	1,06,249	28,00,000 28 Lacs+	19,24,087 19 Lacs+	69%
16	BALVIR SINGH VERMA	SHIMLA	CHOPAL	BJP	17,89,492	1,17,279	0	28,00,000 28 Lacs+	19,06,771 19 Lacs+	68%
17	INDER SINGH	MANDI	BALH	BJP	15,58,226	2,57,631	82,404	28,00,000 28 Lacs+	18,98,261 18 Lacs+	68%
18	RAJESH THAKUR	UNA	GAGRET	BJP	15,75,514	3,16,320	0	28,00,000 28 Lacs+	18,91,835 18 Lacs+	68%
19	VIRBHADRA SINGH	SOLAN	ARKI	INC	15,42,681	3,26,080	0	28,00,000 28 Lacs+	18,68,761 18 Lacs+	67%
20	PAWAN NAYYAR	CHAMBA	CHAMBA	BJP	14,57,008	2,19,161	1,90,500	28,00,000 28 Lacs+	18,66,669 18 Lacs+	67%
21	KAMLESH KUMARI	HAMIRPUR	BHORANJ	BJP	0	18,49,553	0	28,00,000 28 Lacs+	**18,49,553 18 Lacs+	66%
22	ANIL SHARMA	MANDI	MANDI	BJP	10,000	14,88,874	3,40,925	28,00,000 28 Lacs+	18,39,799 18 Lacs+	66%
23	REETA DEVI	KANGRA	INDORA	BJP	14,80,430	3,15,446	0	28,00,000 28 Lacs+	17,95,876 17 Lacs+	64%
24	BALBIR SINGH	UNA	CHINTPURNI	BJP	17,86,067	0	0	28,00,000 28 Lacs+	17,86,067 17 Lacs+	64%
25	SUKHVINDER SINGH THAKUR	HAMIRPUR	NADAUN	INC	17,83,719	0	0	28,00,000 28 Lacs+	17,83,719 17 Lacs+	64%
26	GOVIND SINGH THAKUR	KULLU	MANALI	BJP	16,09,390	1,17,278	47,855	28,00,000 28 Lacs+	17,74,524 17 Lacs+	63%
27	RAMESH CHAND	KANGRA	JAWALAMUKHI	BJP	15,94,751	1,17,278	0	28,00,000 28 Lacs+	17,12,030 17 Lacs+	61%
28	MULKH RAJ	KANGRA	BAIJNATH	BJP	15,81,542	1,17,278	0	28,00,000 28 Lacs+	16,98,820 16 Lacs+	61%

Data in this Kit is presented in good faith, with an intention to inform voters. MLAs' Election Expenditure Affidavits from the CEO Website (<http://himachal.nic.in/>) is the source of this analysis.

Website:- www.adrindia.org, www.myneta.info

S.No.	Name	District	Constituency	Party	Expenditure incurred/authorized by MLA			Expense Limit(Rs.)	Total expenses incurred/ authorized (Rs.)	% of limit reached
					MLA/his election agent(Rs.)	By Political Party(Rs.)	By Any other association/ body of persons/ individual(Rs.)			
29	HANS RAJ	CHAMBA	CHURAH	BJP	17,35,494	0	0	28,00,000 28 Lacs+	16,91,872 16 Lacs+	60%
30	SARVEEN	KANGRA	SHAHPUR	BJP	16,31,583	0	0	28,00,000 28 Lacs+	16,31,583 16 Lacs+	58%
31	SURESH BHARDWAJ	SHIMLA	SHIMLA	BJP	15,07,054	1,17,279	0	28,00,000 28 Lacs+	16,24,333 16 Lacs+	58%
32	DR. RAJEEV BINDAL	SIRMOUR	NAHAN	BJP	7,35,451	6,42,000	2,30,000	28,00,000 28 Lacs+	16,07,451 16 Lacs+	57%
33	DR. RAM LAL MARKANDA	LAHAUL & SPITI	LAHAUL & SPITI	BJP	0	0	0	28,00,000 28 Lacs+	15,82,470 15 Lacs+	57%
34	SURESH KUMAR KASHYAP	SIRMOUR	PACHHAD	BJP	5,04,423	10,00,000	0	28,00,000 28 Lacs+	15,04,423 15 Lacs+	54%
35	SUKH RAM	SIRMOUR	PAONTA SAHIB	BJP	15,01,957	0	0	28,00,000 28 Lacs+	15,01,957 15 Lacs+	54%
36	SUNDER SINGH THAKUR	KULLU	KULLU	INC	14,84,259	0	0	28,00,000 28 Lacs+	14,84,259 14 Lacs+	53%
37	ARJUN SINGH	KANGRA	JAWALI	BJP	11,65,023	3,15,446	1,500	28,00,000 28 Lacs+	14,81,969 14 Lacs+	53%
38	RAVINDER KUMAR	KANGRA	JAISINGHPUR	BJP	11,46,705	2,99,699	0	28,00,000 28 Lacs+	14,46,404 14 Lacs+	52%
39	RAJINDER GARG	BILASPUR	GHUMARWIN	BJP	13,17,596	1,17,279	0	28,00,000 28 Lacs+	14,34,875 14 Lacs+	51%
40	JEET RAM KATWAL	BILASPUR	JHANDUTA	BJP	12,91,839	1,17,279	0	28,00,000 28 Lacs+	14,09,118 14 Lacs+	50%
41	HARSHWARDHAN CHAUHAN	SIRMOUR	SHILLAI	INC	14,06,651	0	0	28,00,000 28 Lacs+	14,06,651 14 Lacs+	50%
42	JAWAHAR THAKUR	MANDI	DARANG	BJP	2,81,060	11,21,182	0	28,00,000 28 Lacs+	14,02,242 14 Lacs+	50%
43	RAJINDER SINGH	HAMIRPUR	SUJANPUR	INC	14,02,120	0	0	28,00,000 28 Lacs+	14,02,120 14 Lacs+	50%

Data in this Kit is presented in good faith, with an intention to inform voters. MLAs' Election Expenditure Affidavits from the CEO Website (<http://himachal.nic.in/>) is the source of this analysis.

Website:- www.adrindia.org, www.myneta.info

S.No.	Name	District	Constituency	Party	Expenditure incurred/authorized by MLA			Expense Limit(Rs.)	Total expenses incurred/ authorized (Rs.)	% of limit reached
					MLA/his election agent(Rs.)	By Political Party(Rs.)	By Any other association/ body of persons/ individual(Rs.)			
44	BIKRAM SINGH	KANGRA	JASWAN-PRAGPUR	BJP	12,11,142	1,17,278	46,000	28,00,000 28 Lacs+	13,74,220 13 Lacs+	49%
45	LAKHVINDER SINGH RANA	SOLAN	NALAGARH	INC	13,22,890	0	19,890	28,00,000 28 Lacs+	13,42,780 13 Lacs+	48%
46	VIKRAMADITYA SINGH	SHIMLA	SHIMLA RURAL	INC	13,26,076	0	0	28,00,000 28 Lacs+	13,26,076 13 Lacs+	47%
47	RAKESH KUMAR	MANDI	SUNDERNAGAR	BJP	10,350	8,77,700	4,31,952	28,00,000 28 Lacs+	13,20,003 13 Lacs+	47%
48	HOSHYAR SINGH	KANGRA	DEHRA	IND	12,58,570	0	0	28,00,000 28 Lacs+	12,58,570 12 Lacs+	45%
49	RAKESH PATHANIA	KANGRA	NURPUR	BJP	11,38,266	1,17,278	0	28,00,000 28 Lacs+	12,55,544 12 Lacs+	45%
50	RAM LAL THAKUR	BILASPUR	SRI NAINA DEVIJI	INC	12,03,210	0	0	28,00,000 28 Lacs+	12,03,210 12 Lacs+	43%
51	ASHISH BUTAIL	KANGRA	PALAMPUR	INC	11,82,078	16,800	0	28,00,000 28 Lacs+	11,98,878 11 Lacs+	43%
52	PAWAN KUMAR KAJAL	KANGRA	KANGRA	INC	11,60,500	0	0	28,00,000 28 Lacs+	11,60,500 11 Lacs+	41%
53	NAND LAL	SHIMLA	RAMPUR	INC	11,46,479	0	0	28,00,000 28 Lacs+	11,46,479 11 Lacs+	41%
54	NARINDER BRAGTA	SHIMLA	JUBBAL-KOTKHAI	BJP	8,46,854	1,17,278	1,31,960	28,00,000 28 Lacs+	10,96,092 10 Lacs+	39%
55	VIRENDER SINGH KANWAR	UNA	KUTLEHAR	BJP	9,05,625	1,17,278	0	28,00,000 28 Lacs+	10,22,903 10 Lacs+	37%
56	INDER DUTT LAKHANPAL	HAMIRPUR	BAR SAR	INC	9,87,106	0	0	28,00,000 28 Lacs+	9,87,026 9 Lacs+	35%
57	ASHA KUMARI	CHAMBA	DALHOUSIE	INC	3,82,814	0	5,85,042	28,00,000 28 Lacs+	9,67,856 9 Lacs+	35%
58	SATPAL SINGH RAIZADA	UNA	UNA	INC	9,56,239	0	0	28,00,000 28 Lacs+	9,56,239 9 Lacs+	34%

Data in this Kit is presented in good faith, with an intention to inform voters. MLAs' Election Expenditure Affidavits from the CEO Website (<http://himachal.nic.in/>) is the source of this analysis.

Website:- www.adrindia.org, www.myneta.info

S.No.	Name	District	Constituency	Party	Expenditure incurred/authorized by MLA			Expense Limit(Rs.)	Total expenses incurred/ authorized (Rs.)	% of limit reached
					MLA/his election agent(Rs.)	By Political Party(Rs.)	By Any other association/ body of persons/ individual(Rs.)			
59	JIA LAL	CHAMBA	BHARMOUR	BJP	8,09,720	1,17,278	0	28,00,000 28 Lacs+	9,26,998 9 Lacs+	33%
60	VINAY KUMAR	SIRMOUR	SRI RENUKAJI	INC	8,68,607	0	0	28,00,000 28 Lacs+	8,68,607 8 Lacs+	31%
61	MAHENDER SINGH	MANDI	DHARAMPUR	BJP	0	8,53,493	0	28,00,000 28 Lacs+	8,53,494 8 Lacs+	30%
62	SUJAN SINGH PATHANIA	KANGRA	FATEHPUR	INC	8,01,859	0	46,650	28,00,000 28 Lacs+	8,48,509 8 Lacs+	30%
63	JAGAT SINGH NEGI	KINNAUR	KINNAUR	INC	1,93,200	56,300	5,92,500	28,00,000 28 Lacs+	8,42,000 8 Lacs+	30%
64	RAKESH SINGHA	SHIMLA	THEOG	CPI(M)	7,63,852	57,936	0	28,00,000 28 Lacs+	8,21,788 8 Lacs+	29%
65	MUKESH AGNIHOTRI	UNA	HAROLI	INC	7,38,478	0	0	28,00,000 28 Lacs+	7,38,478 7 Lacs+	26%
66	NARINDER THAKUR	HAMIRPUR	HAMIRPUR	BJP	5,93,457	1,17,290	0	28,00,000 28 Lacs+	7,10,735 7 Lacs+	25%
67	ANIRUDH SINGH	SHIMLA	KASUMPTI	INC	6,49,850	0	0	28,00,000 28 Lacs+	6,48,950 6 Lacs+	23%
68	MOHAN LAL BRAKTA	SHIMLA	ROHRU	INC	3,88,657	0	0	28,00,000 28 Lacs+	3,88,657 3 Lacs+	14%

Table 12: Election expenses declared by MLAs in Himachal Pradesh Assembly Elections, 2017: Full Details

How information is disseminated?



www.myneta.info

Provides full information of criminal cases, asset, liability and education details declared by candidates in the self sworn affidavits filed by them prior to contesting Lok Sabha and State Assembly elections.

www.adrindia.org

Provides detailed analytical reports of Lok Sabha, state assembly, local body elections and financial reports of political parties.



Get information by SMS the users have to send **MYNETA <PINCODE> or <CONSTITUENCY>** to 56070 or 9246556070



1800-110-440

Mon to Fri : 10 am to 6 pm



Twitter: www.twitter.com/adrspeaks

Facebook page: www.facebook.com/adr.new
www.facebook.com/myneta.info

You Tube: www.youtube.com/adrspeaks



Myneta:

The Criminal, Financial, Educational and other background information self declared by candidates in their affidavits during elections is now available on your mobile phones.

Election Watch Reporter :

This app enables citizens with a tool to capture violation of election related laws and the code of conduct.

Both the applications are available on Google Play Store.



Data in this Kit is

Website:- www.adrindia.org, www.myneta.info

e of this analysis.

Contact Details

Himachal Pradesh Election Watch

Dr. O.P. Bhuraita
State Coordinator
+91-8894164165
opbhuraita@rediffmail.com

National Election Watch/Association for Democratic Reforms

<p>Media and Journalist Helpline</p> <p>+91 80103 94248 Email: adr@adrindia.org</p>	<p>Maj.Gen. Anil Verma (Retd) Head National Election Watch, Association for Democratic Reforms 011 4165 4200, +91 88264 79910 adr@adrindia.org, anilverma@adrindia.org</p>	<p>Prof Jagdeep Chhokar IIM Ahmedabad (Retd.) Founder Member, National Election Watch, Association for Democratic Reforms +91 99996 20944 jchhokar@gmail.com</p>	<p>Prof Trilochan Sastry IIM Bangalore Founder Member, National Election Watch, Association for Democratic Reforms +91 94483 53285 trilochan@iimb.ac.in</p>
--	--	---	--

DISCLAIMER

All information about MLAs, in this report has been taken from the election expenditure statements filed by them and submitted to the Chief Electoral Officer, Himachal Pradesh. **ADR does not add or subtract any information, unless the EC changes the data. In particular, no unverified information from any other source is used.** Copies of affidavits were obtained from the CEO's website (<http://himachal.nic.in>) While all efforts have been made to ensure that the information is in keeping with what is mentioned in the election expenditure statements, in case of discrepancy between information in this report and that given in the election expenditure statements, the information reported in the election expenditure statements filed by MLAs should be treated as correct. Association for Democratic Reforms, Himachal Pradesh Election Watch and their volunteers are not responsible or liable for any damage arising directly or indirectly from the publication of this report.

Data in this Kit is presented in good faith, with an intention to inform voters. MLAs' Election Expenditure Affidavits from the CEO Website (<http://himachal.nic.in>) is the source of this analysis.
Website:- www.adrindia.org, www.myneta.info