

Date: July 14, 2022

ANALYSIS OF DONATIONS RECEIVED BY NATIONAL POLITICAL PARTIES – FY 2020-21

(Known donations above Rs 20,000 only)

**A Report by
Association for Democratic Reforms (ADR)**

Association for Democratic Reforms
T-95, II floor, C.L. House, Gautam Nagar
New Delhi – 110 049
Email: adr@adrindia.org ; Phone: 011-4165 4200

Table of Contents

Analysis of Donations Received above Rs 20,000 by National Political Parties, FY 2020-21	3
Executive Summary	3
Observations and Recommendations of ADR	7
Detailed Report	8
I. Donations above Rs 20,000 to National Parties from all over India (FY 2020-21)	8
II. Comparison of donations received by National Parties between FY 2019-20 and FY 2020-21	9
III. Mode of Contribution to National Parties, FY 2020-21	10
IV. Donors from Corporates/business sectors Vs. Individual donors	11
V. State-wise donations to National Parties, FY 2020-21	12
VI. Incomplete disclosure of information in the donations report	13
VII. Top donors to National Parties	14
VIII. Month wise donations received by National Political Parties	15
Contact Details	17
Disclaimer	17
Annexure-1	18
Annexure – 2	21
Annexure – 3	22
Annexure – 4	23

Analysis of Donations Received above Rs 20,000 by National Political Parties, FY 2020-21

This report, prepared by **Association for Democratic Reforms (ADR)**, focuses on donations received by the National political parties, above Rs 20,000, during the financial year 2020-21, as submitted by the parties to the Election Commission of India (ECI). The National parties include Bharatiya Janata Party (**BJP**), Indian National Congress (**INC**), Bahujan Samaj Party (**BSP**), Nationalist Congress Party (**NCP**), Communist Party of India (**CPI**), Communist Party of India (Marxist) (**CPM**), All India Trinamool Congress (**AITC**) and National People's Party (**NPEP**).

Executive Summary

The **executive summary** below lists the key observations drawn from the report:

1. Status of Submission of Contribution reports of National Parties, FY 2020-21

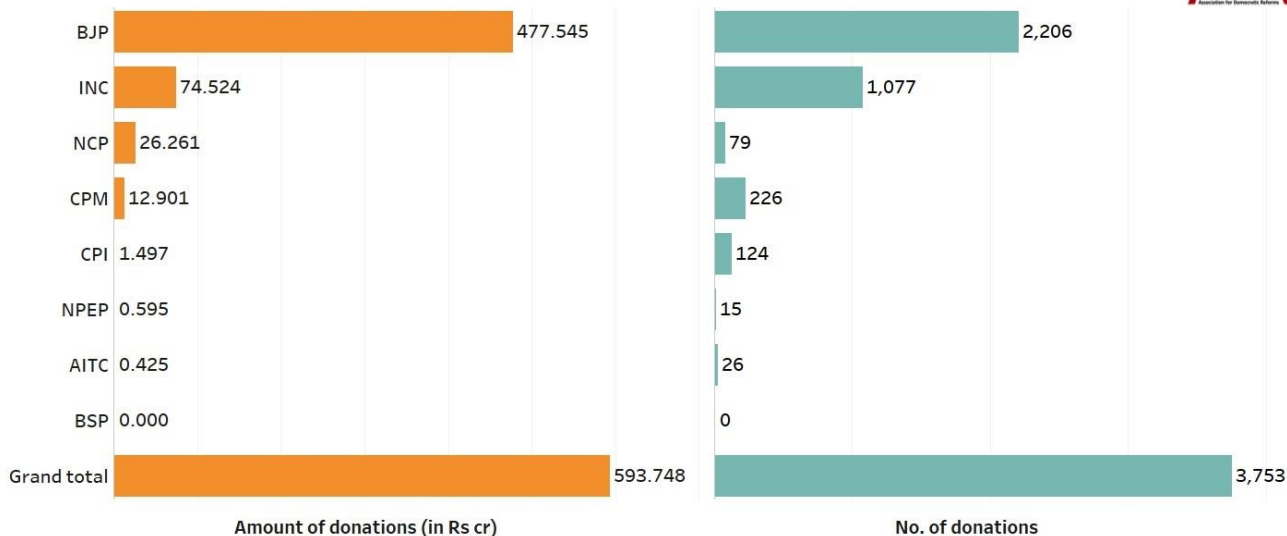
- The **due date** for submission of contribution reports for the parties was **30 September 2021**.
- Only BSP** submitted its contribution report on time while **NCP, AITC, CPM, NPEP, INC, BJP** and **CPI** submitted after a delay of 10 days, 117 days, 136 days, 137 days, 161 days, 164 days and 178 days, respectively.

S. No.	Political Party	Financial Year- 2020-21: Due date for filing reports: 30.09.2021		
		Party Code	Date of Submission	No. of days by which delayed
1	Bahujan Samaj Party	BSP	9 September, 2021	0 Day
2	Nationalist Congress Party	NCP	11 October, 2021	10 Days
3	All India Trinamool Congress	AITC	26 January, 2022	117 Days
4	Communist Party of India (Marxist)	CPM	14 February, 2022	136 Days
5	National People's Party	NPEP	15 February, 2022	137 Days
6	Indian National Party	INC	11 March, 2022	161 Days
7	Bharatiya Janata Party	BJP	14 March, 2022	164 Days
8	Communist Party of India	CPI	28 March, 2022	178 Days

2. Donations above Rs 20,000 to National Parties from all over India, FY 2020-21

- The **total donations** (above Rs 20, 000) declared by the National parties for FY 2020-21 was **Rs 593.748 cr** from **3753 donations**.
- A total of **Rs 477.545 cr** from 2206 donations was declared by **BJP** followed by **Rs 74.524 cr** from 1077 donations declared by **INC**. The **donations declared by BJP** are **more than four times the aggregate declared by INC, NCP, CPI, CPM, NPEP and AITC** for the same period.
- BSP** declared that the party **did not receive any donations above Rs 20,000** during FY 2020-21, as it has been **declaring for the past 15 years**.

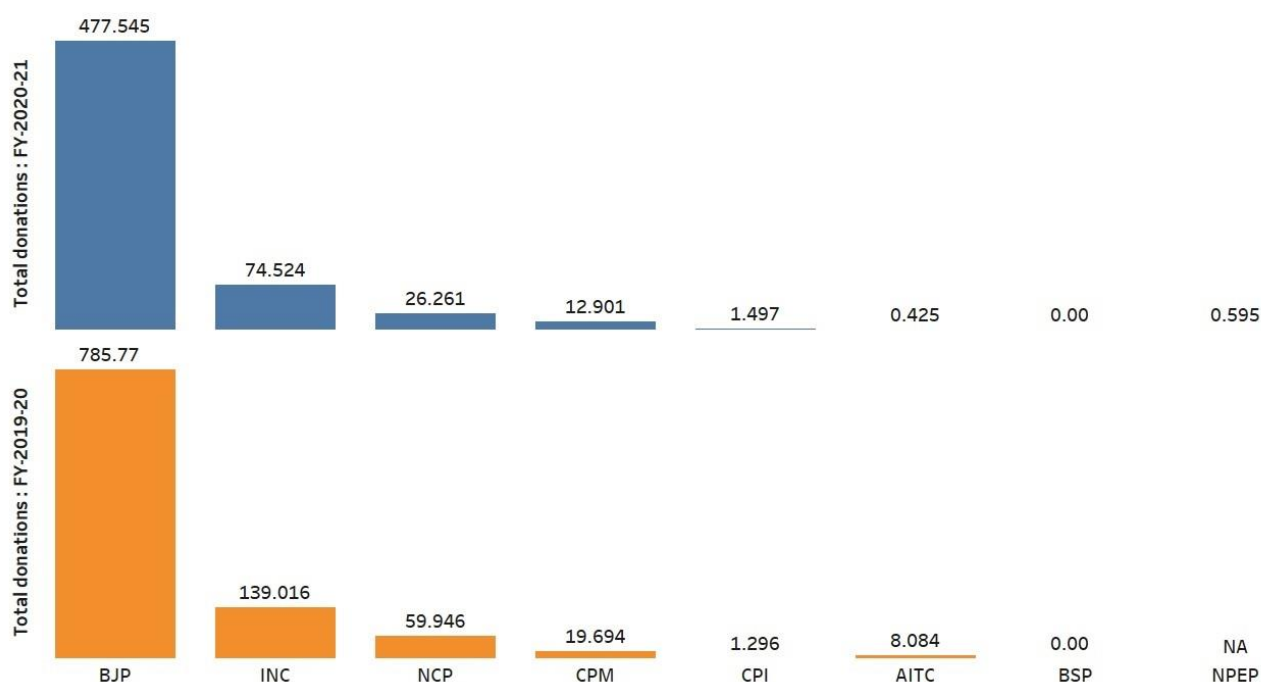
No. and Amount of contributions (above Rs 20,000) declared by National Parties, FY 2020-21 (in Rs Cr)



3. Comparison of donations received by National parties during FY 2019-20 and FY 2020-21

- For this comparison, we are not taking **National People's Party's** income amount as the party's donation statement is **not available on ECI website** for FY 2019-20.
- The **total donations** of the National parties during FY 2020-21 **decreased by Rs 420.652 cr, a decrease of 41.49%** from the previous financial year 2019-20.
- Donations to BJP decreased** from Rs 785.77 cr during FY 2019-20 to Rs 477.545 cr during FY 2020-21 (**39.23% decrease**). While the party's donations **increased by 5.88% during FY 2019-20 in comparison to FY 2018-19**.
- INC's donations** decreased from Rs 139.016 cr during FY 2019-20 to Rs 74.524 cr during FY 2020-21 (**46.39% decrease**). While **INC's donations decreased by 6.44%** between FY 2018-19 and FY 2019-20.

Comparison of contributions (above Rs 20,000) to National Parties for FY 2019-20 and FY 2020-21 (in Rs Cr)



- e) In a comparison of the previous FY decrease in donations declared by **AITC** was 94.74% (Rs 7.6585 cr), **NCP** - 56.19% (Rs 33.685 cr) and **CPM**- 34.49% (Rs 6.7925 cr).

4. State-wise donations to National Parties: FY 2020-21

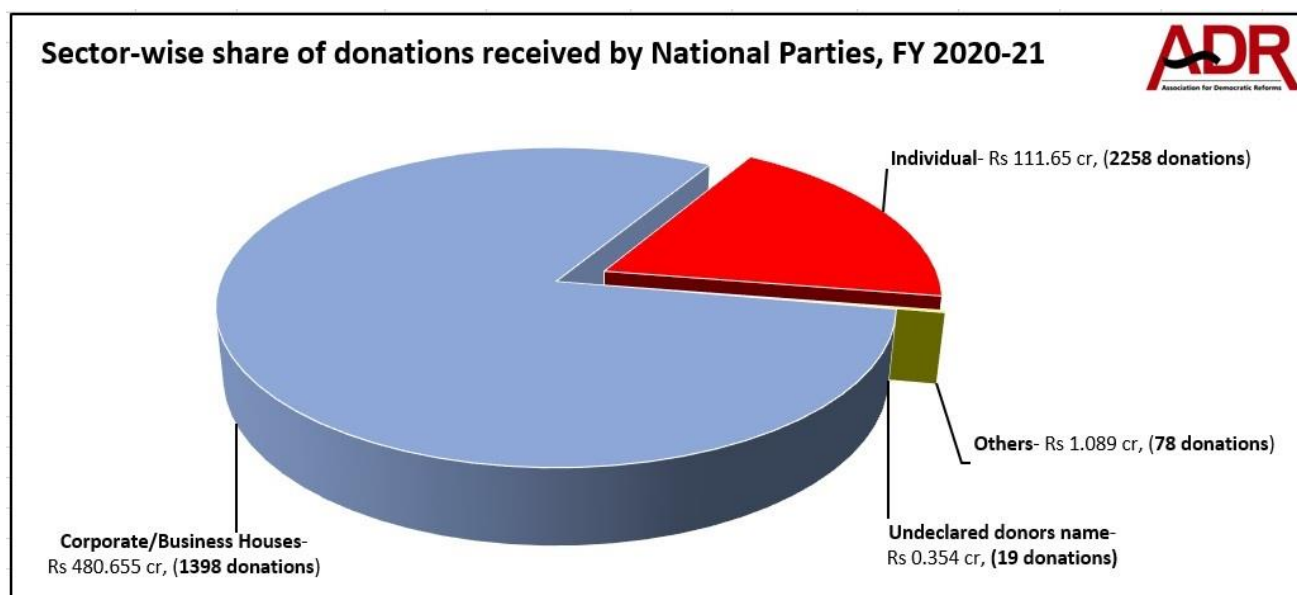
- Segregation of donations according to state** was made by **ADR** based on the **addresses** provided by the parties in their donations report to the ECI.
- A total of **Rs 246.502 cr** was donated to the National Parties from **Delhi**, followed by **Rs 71.681 cr** from **Maharashtra** and **Rs 47.071 cr** from **Gujarat**.
- A total of **Rs 37.912 cr**, (6.39% of total donations received by the National parties, FY 2020-21), could not be attributed to any State/ Union Territory due to **Incomplete/Undeclared information** provided by the parties.

Top 5 states which contributed to National parties, FY 2020-21 (in Rs Cr)



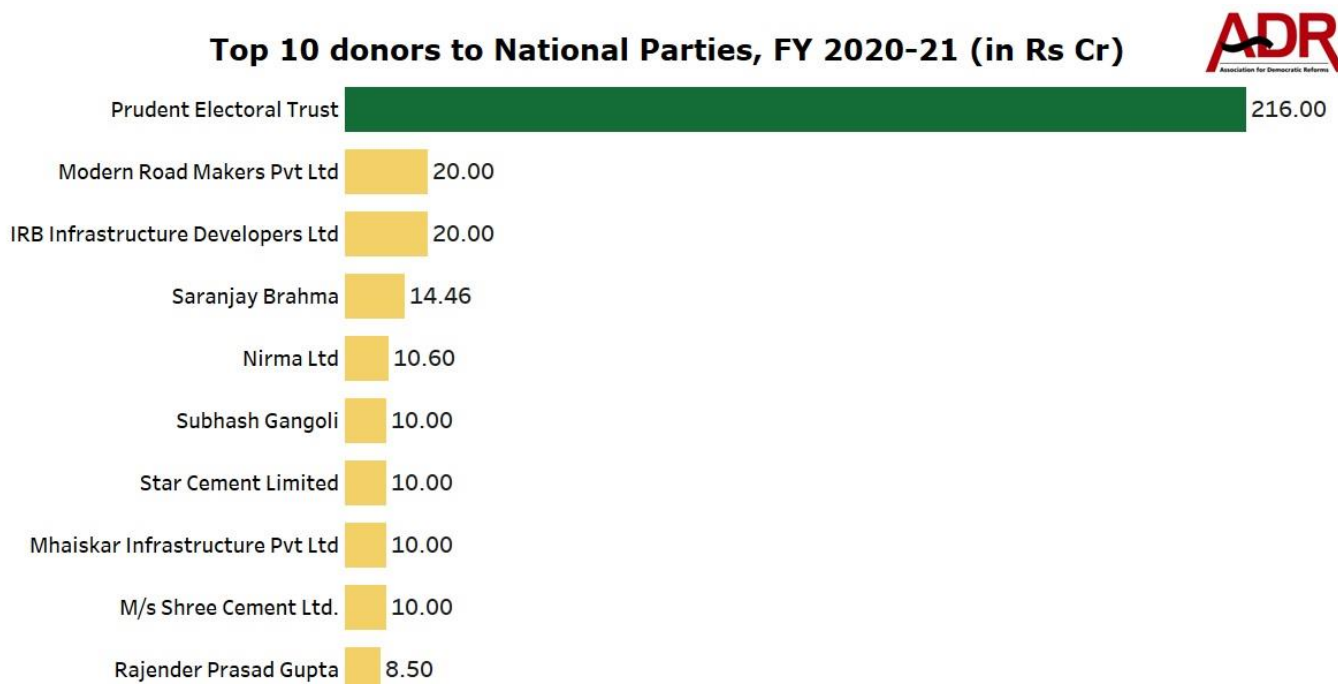
5. Donors from corporates/business sectors Vs. individual donors

- 1398 donations** to the National parties were made by **corporate/business sectors** amounting to **Rs 480.655 cr (80.953% of total donations)** while **2258 individual** donors donated **Rs 111.65 cr (18.804% of total donations)** to the parties during FY 2020-21.
- 1111 donations from corporate/business sectors** were made to **BJP (Rs 416.794 cr)** while **1071 individual** donors donated **Rs 60.37 cr** to the party during FY 2020-21.
- INC** received a total of **Rs 35.89 cr** via **146 donations from corporate/business sectors** and **Rs 38.634 cr** via **931 individual donors** during FY 2020-21.
- BJP (Rs 416.794 cr)** received **more than six times** the total amount (Rs 63.931 cr) of **corporate donations** declared by all other National parties for the FY 2020-21.



6. Top donors to National Parties, FY 2020-21

- Prudent Electoral Trust** donated a total of **Rs 216.00 cr** to **BJP, NCP** and **INC** together and is the top donor to parties that received the maximum donations. The Trust donated **Rs 209.00 cr** to **BJP** (43.766% of total funds received by the party), **Rs 5.00 cr** to **NCP** (19.04% of total funds received by the party). and **Rs 2 cr** to **INC** (2.68% of total funds received by the party).
- IRB Infrastructure Developers Ltd** (Rs 20.00 cr, 1 donation), **Modern Road Makers Pvt Ltd. Ltd.** (Rs 20.00 cr, 1 donation) and **Saranjay Brahma** (Rs 14.46 cr, 4 donations) are some of other top donors of **BJP** in the FY 2020-21.
- BJP and INC received a total of Rs 10.00 cr (2.09%) and Rs 60 lakhs (0.81%), respectively from **Nirma Ltd.**
- For details of top 10 donations to National Parties, refer Annexure – 1.



Observations and Recommendations of ADR

Observations

1. **NCP, AITC, CPM, NPEP, INC, BJP and CPI** submitted contribution reports after a delay of 10 days, 117 days, 136 days, 137 days, 161 days, 164 days and 178 days, respectively.
2. It is to be noticed that **INC** declared **Rs 74.504 cr** but the actual calculated amount is **Rs 74.524 cr** and **CPM** had declared **Rs 12.854 cr** but the actual calculated amount is **Rs 12.901 cr** in their donation statements for FY 2020-21.
3. 5 National parties, **BJP, INC, CPM, CPI and NPEP** had not declared **PAN details of 171 donations** through which the parties collected a total of **Rs 2.746 cr (0.46% of the total donations declared by National parties)**.
4. 4 National Parties (**INC- Rs 5.43 cr, BJP-Rs 63.50 lakhs, CPM- Rs 2 lakhs and NCP- Rs 1 lakh**) have declared **Rs 6.095 cr from 43 donations having missing/incorrect PAN details**.
5. **BJP** declared 252 donations of Rs 81.383 cr, **INC** collected 90 donations worth Rs 12.21 cr, **AITC** collected 26 donations of Rs 42.50 lakhs, **CPM** collected 26 donations of Rs 17.35 lakhs, **NPEP** collected 3 donations of Rs 8.35 lakhs and **CPI** collected 1 donation of Rs 50,000 having **incomplete cheque/DD details** where cheque number, bank details on which it was drawn and the date on which the cheque was received/ encashed is not provided. Thus, without the complete cheque/DD details, it would be a time-consuming process to link the donors against their donations and hence trace the money trail.
6. As done for the **last 15 years, BSP has remarkably declared again that the party did not receive any donations above Rs 20,000**.

Recommendations

1. The Supreme Court gave a judgment on September 13, 2013 declaring that no part of a candidate's affidavit should be left blank. Similarly, **no part of the Form 24A submitted by political parties providing details of donations above Rs 20,000 should be blank**.
2. All donors who have donated a **minimum of Rs 20,000** as a single or multiple donations should **provide their PAN details**.
3. Full details of all **donors should be made available for public scrutiny under the RTI**. Some countries where this is done include Bhutan, Nepal, Germany, France, Italy, Brazil, Bulgaria, the US and Japan. In none of these countries is it possible for nearly 50% of the source of funds to be unknown, but at present it is so in India.
4. The National parties should, ideally, lead by example by filing complete and correct statements of donations to the ECI well in time for public scrutiny so as to encourage financial transparency.
5. It is suggested that the **ECI publicize on its website details of the action taken (if any) against political parties that fail to provide required details** (such as name, address, PAN and mode of payment) of individuals, companies or entities making donations in cash.
6. **Incomplete contributions reports** having missing or incorrect PAN/mode of payment details must **be returned to the parties** by the ECI, to deter them from providing incomplete information.
7. **The National and Regional political parties must provide all information of their finances under the Right to Information Act**. This will go a long way in strengthening political parties, elections and democracy.

8. **Annual scrutiny** of donations reports of **National, Regional** and **unrecognized parties** should be initiated by a dedicated department of the **CBDT**, to **discourage donations** from **shell companies or illegal entities**.

Detailed Report

Political parties rely heavily on donations for contesting elections and running their daily affairs. They receive huge sums of money in the form of donations/ contributions from corporates or business houses, trusts and individuals. Section 29C of the Representation of People Act, 1951 mandates that political parties submit their contribution details in excess of Rs 20,000 received from any person or a company to the ECI annually, in order to enjoy 100% tax exemption.

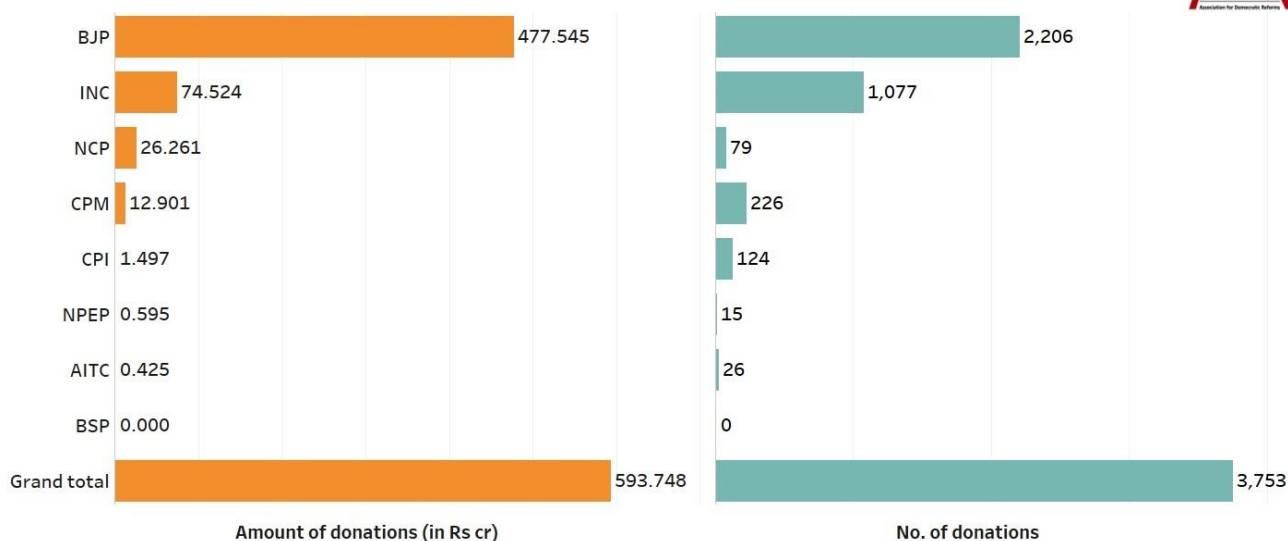
This report, prepared by Association for Democratic Reforms (ADR), focuses on donations received by the National Political Parties, above Rs 20,000, during the FY 2020-21, as submitted by the parties to the Election Commission of India (ECI). The National parties include Bharatiya Janata Party (**BJP**), Indian National Congress (**INC**), Bahujan Samaj Party (**BSP**), Nationalist Congress Party (**NCP**), Communist Party of India (**CPI**), Communist Party of India (Marxist) (**CPM**), All India Trinamool Congress (**AITC**) and National People's Party (**NPEP**).

I. Donations above Rs 20,000 to National Parties from all over India (FY 2020-21)

- The total amount of donations received above Rs 20,000 by National political parties during FY 2020-21 is calculated from the donations report submitted to the Election Commission annually.
- The total amount of donations above Rs 20,000 declared by the National Parties was **Rs.593.748 cr**, from **3753 donations**, which amounts to an average of **Rs 15.82 lakhs per donation**.
- With regard to the total number of donations, **BJP leads** with **2206 donations** from individuals and corporates while **INC** declared a total of **1077 donations** followed by **CPM** with **226 donations**, **CPI** with **124** donations, **NCP** with **79** donations and **AITC** with **26** donations. The least number of donations was declared by **NPEP (15 donations)**.
- A total of **Rs 477.545 cr** was declared by **BJP** during FY 2020-21 while **INC** declared receiving **Rs 74.524 cr** during the same period.
- The **donations** declared by **BJP** are **more than 4 times the aggregate** declared by the INC, NCP, CPI, CPM, NPEP and AITC for the same period (Rs 477.545 cr against Rs 116.203 cr declared by the **remaining parties**).
- NCP** received an average of **Rs 33.24 lakhs** per donation; **BJP**– **Rs 21.64 lakhs** per donation, **INC** – **Rs 6.91 lakhs** per donation, **CPM** – **Rs 5.70 lakhs** per donation, **NPEP** – **Rs 3.96 lakhs** per donation, **AITC** – **Rs 1.63 lakhs** per donation and **CPI** – **Rs 1.20 lakhs** per donation.
- BSP** declared that the party **did not receive any donations above Rs 20,000** during FY 2020-21, as it has been declaring for the past 15 years.

Number and amount of donations declared by National Parties for Financial Year- 2020-21			
National Party	No. of donations*	Total donations (in Rs crore)	Average of donations
BJP	2206	Rs 477.545 cr	Rs 21.64 lakhs
INC	1077	Rs 74.524 cr	Rs 6.91 lakhs
NCP	79	Rs 26.261 cr	Rs 33.24 lakhs
CPM	226	Rs 12.901 cr	Rs 5.70 lakhs
CPI	124	Rs 1.497 cr	Rs 1.20 lakhs
NPEP	15	Rs 0.595 cr	Rs 3.96 lakhs
AITC	26	Rs 0.425 cr	Rs 1.63 lakhs
BSP	0	Rs 0	Rs 0
Grand total	3753 donations	Rs 593.748 cr	Rs 15.82 lakhs

No. and Amount of contributions (above Rs 20,000) declared by National Parties, FY 2020-21 (in Rs Cr)



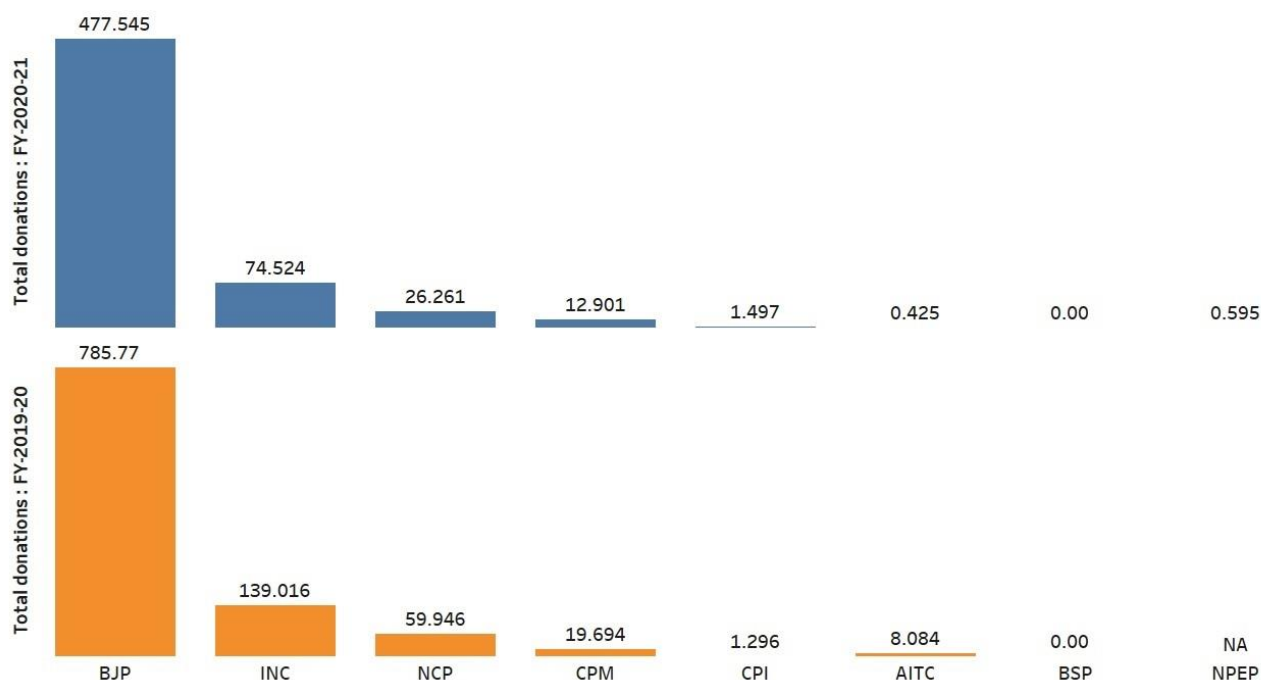
II. Comparison of donations received by National Parties between FY 2019-20 and FY 2020-21

- The **total donations** of the **National Parties** during FY 2020-21 decreased by **Rs 420.652 cr**, a **decrease of 41.49%**, from the previous financial year, 2019-20.
- Donations to **BJP** decreased from Rs 785.77 cr during FY 2019-20 to Rs 477.545 cr during FY 2020-21 (**39.23% decrease**) while donations to **INC** decreased from Rs 139.016 cr during FY 2019-20 to Rs 74.524 cr during FY 2020-21 (**46.39% decrease**).
- AITC** declared the **highest decrease of 94.74%**, from Rs 8.0835 cr in FY 2019-20 to **Rs 42.50 lakhs** in FY 2020-21 while **NCP** has declared **decrease of 56.19%**, from Rs 59.946 cr in FY 2019-20 to Rs 26.261 cr in FY 2020-21.

Number and amount of donations declared by National Parties for Financial Year- 2019-20 & 2020-21

National Party	Financial Year- 2020-21			Financial Year- 2019-20			Contributions increased/decreased
	No. of donations*	Total donations (Rs in crores)	Average of donations	No. of donations*	Total donations (Rs in crores)	Average of donations	
BJP	2206	477.545	Rs 21.64 lakhs	5576	785.77	Rs 14.09 lakhs	Rs -308.225 cr (-39.23%)
INC	1077	74.524	Rs 6.91 lakhs	350	139.016	Rs 39.71 lakhs	Rs -64.492 cr (-46.39%)
NCP	79	26.261	Rs 33.24 lakhs	53	59.946	Rs 113.10 lakhs	Rs -33.685 cr (-56.19%)
CPM	226	12.901	Rs 5.70 lakhs	241	19.6935	Rs 8.17 lakhs	Rs -6.7925 cr (-34.49%)
CPI	124	1.497	Rs 1.20 lakhs	80	1.296	Rs 1.62 lakhs	Rs 0.201 cr (15.51%)
AITC	26	0.425	Rs 1.63 lakhs	63	8.0835	Rs 12.83 lakhs	Rs -7.6585 cr (-94.74%)
BSP	0	0	Rs 0	0	0	Rs 0	-
Grand total	3738 Donations	Rs 593.153 cr	Rs 15.86 lakhs	6,363 Donations	Rs 1013.805 cr	Rs 15.93 lakhs	Rs -420.652 cr (-41.49%)
NPEP	15	0.595	Rs 3.96 lakhs	NA	NA	NA	-

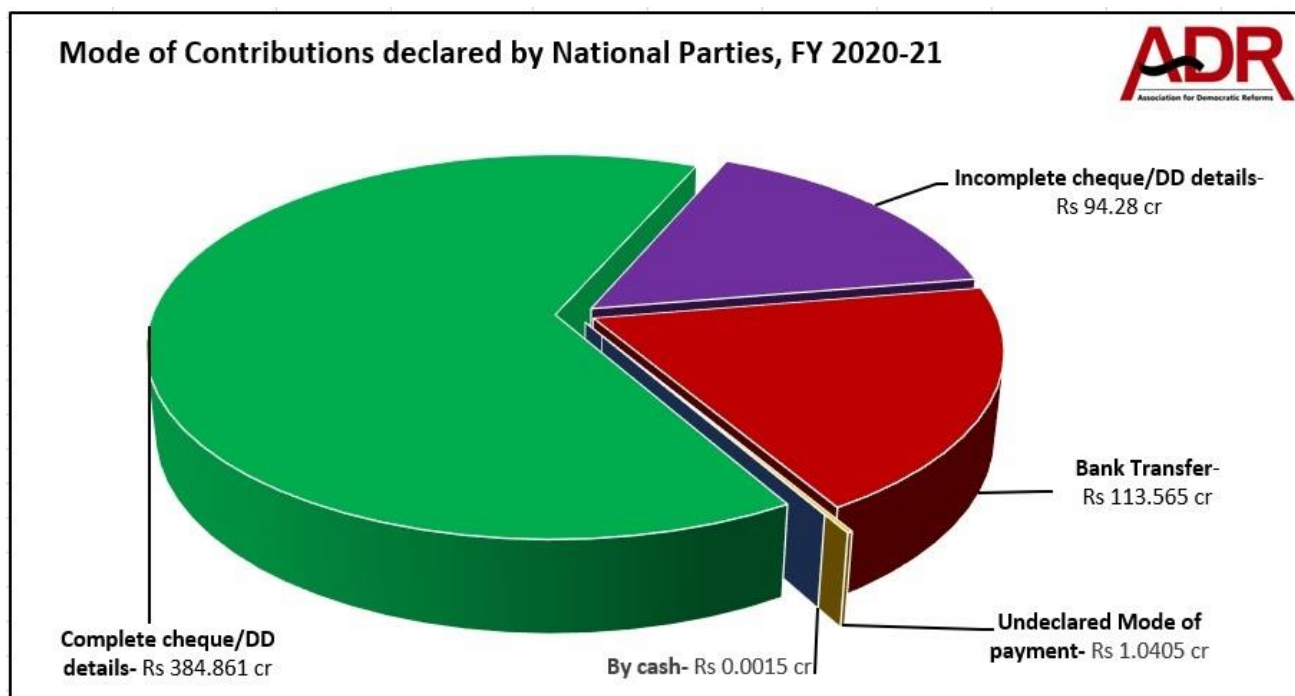
Comparison of contributions (above Rs 20,000) to National Parties for FY 2019-20 and FY 2020-21 (in Rs Cr)



III. Mode of Contribution to National Parties, FY 2020-21

- National Parties declared receiving a total of **Rs 479.141 cr** by cheque/DD from **2689 donations** and formed **80.698 %** of the total donations received.
- It is to be noted that **398 donations** of a total of **Rs 94.28 cr** or **15.879%** of all donations contained incomplete cheque/DD details while **27 donations**, amounting to **Rs 1.0405 cr** contained **undeclared** information of the **mode of contribution** and formed **0.175 %** of the total donations declared by the parties.
- Rs 113.565 cr** comprising of **1035 donations** declared as received by the National Parties through **Bank Transfer** for FY 2020-21.
- Only **0.0002%** of the total donations received from **2 donations** or **Rs 15,000** was by cash.

Mode of Payments declared by National Parties for FY 2020-21						
Donations	By Cheque/DD		Bank Transfer	Undeclared MOP	By Cash	Grand Total
	Complete details	Incomplete details				
Total number of donations	2291	398	1035	27	2	3753 Donations
Total donations declared (in Rs Cr)	384.861	94.28	113.565	1.0405	0.0015	Rs 593.748 cr
Share of donations	64.819%	15.879%	19.1268%	0.175%	0.0002%	100%

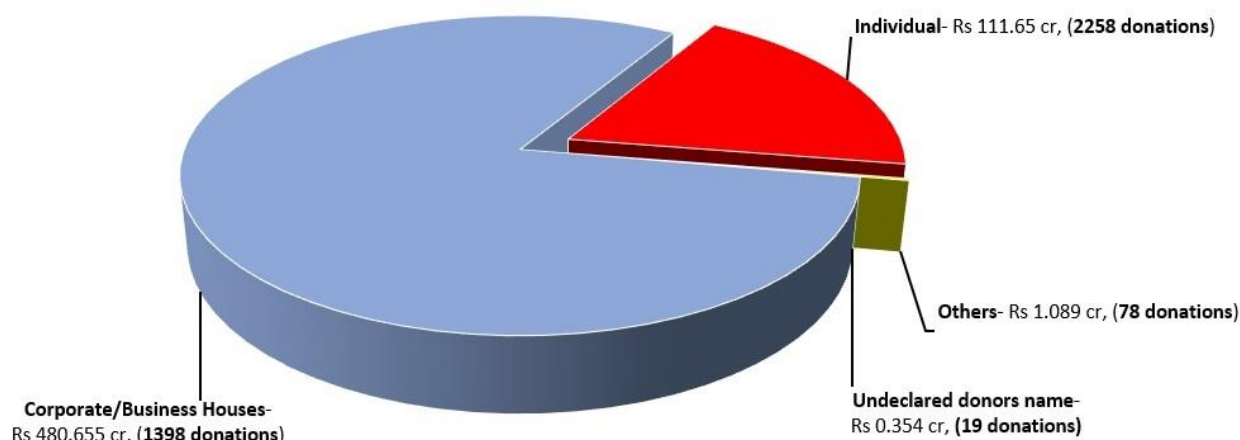


IV. Donors from Corporates/business sectors Vs. Individual donors

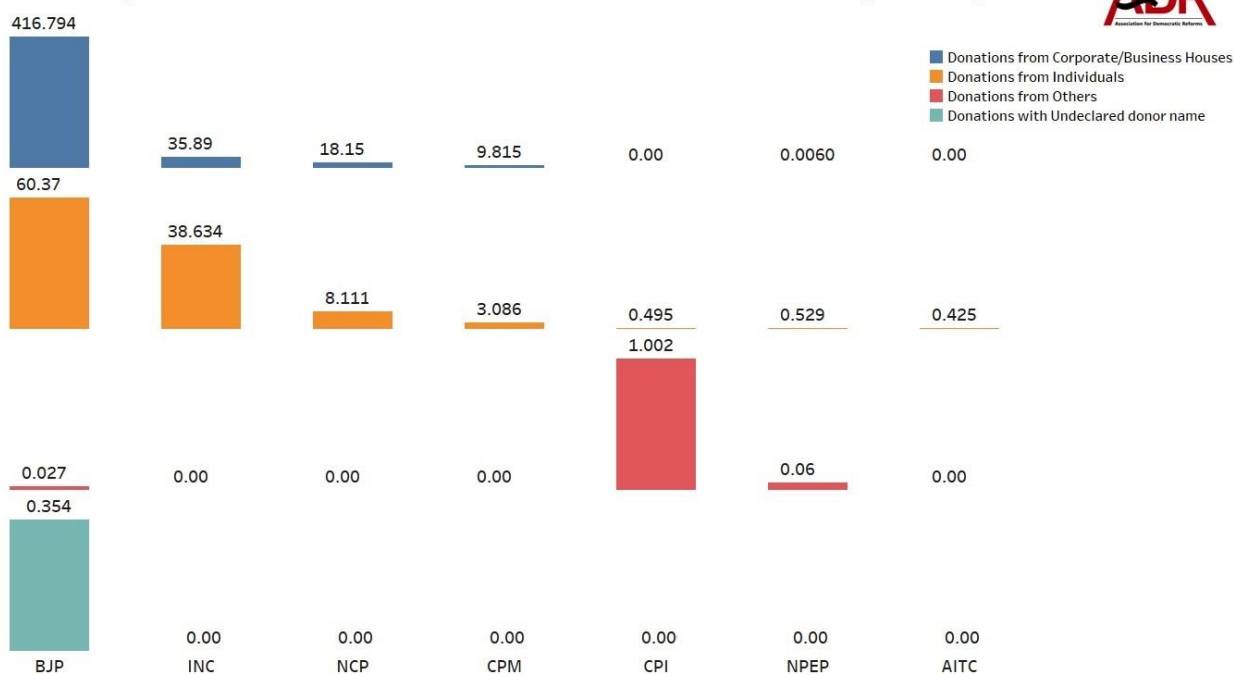
- Corporates/business sectors have been segregated from individual donations by ADR as this segregation is not a part of the form submitted by the political parties to the ECI.
- 1398 donations from corporate/business sectors** amounting to **Rs 480.655 cr** were made to the National parties while **2258 individual donors** donated **Rs 111.65 cr** to the parties during FY 2020-21.
- With the maximum number of donations during FY 2020-21, **BJP** has declared **1111** donations from **corporate/business sectors** amounting to **Rs 416.794 cr** while **1071** individual donors donated **Rs 60.37 cr** to the party.
- Donations from corporates formed **87.28%** of total donations declared by **BJP**.
- 146** donations from **corporate/business sectors** amounting to **Rs 35.89 cr** were made to **INC** while **931** individual donors donated **Rs 38.634 cr** to the party.
- Donations from corporates formed **48.16%** of total donations declared by **INC**.

Sector-wise donations to National Political Parties for FY 2020-21										
Party	Corporate/Business Houses		Individual		Others		Undeclared donors name		Total No of Donations	Total Contributions (in Rs cr)
	No of Donations	Total Contributions (in Rs cr)	No. of Donations	Total Contributions (in Rs cr)	No. of Donations	Total Contributions (in Rs cr)	No. of Donations	Total Contributions (Rs in cr)		
BJP	1111	416.794	1071	60.37	5	0.027	19	0.354	2206	Rs 477.545 cr
INC	146	35.89	931	38.634	0	0	0	0	1077	Rs 74.524 cr
NCP	12	18.15	67	8.111	0	0	0	0	79	Rs 26.261 cr
CPM	128	9.815	98	3.086	0	0	0	0	226	Rs 12.901 cr
CPI	0	0.00	53	0.495	71	1.002	0	0	124	Rs 1.497 cr
NPEP	1	0.006	12	0.529	2	0.06	0	0	15	Rs 0.595 cr
AITC	0	0	26	0.425	0	0	0	0	26	Rs 0.425 cr
Total	1398 Donations	Rs 480.655 cr	2258 Donations	Rs 111.65 cr	78 Donations	Rs 1.089 cr	19 Donations	Rs 0.354 cr	3753 Donations	Rs 593.748 cr

Sector-wise share of donations received by National Parties, FY 2020-21



Party-wise contribution from various sectors for FY 2020-21 (in Rs Cr)

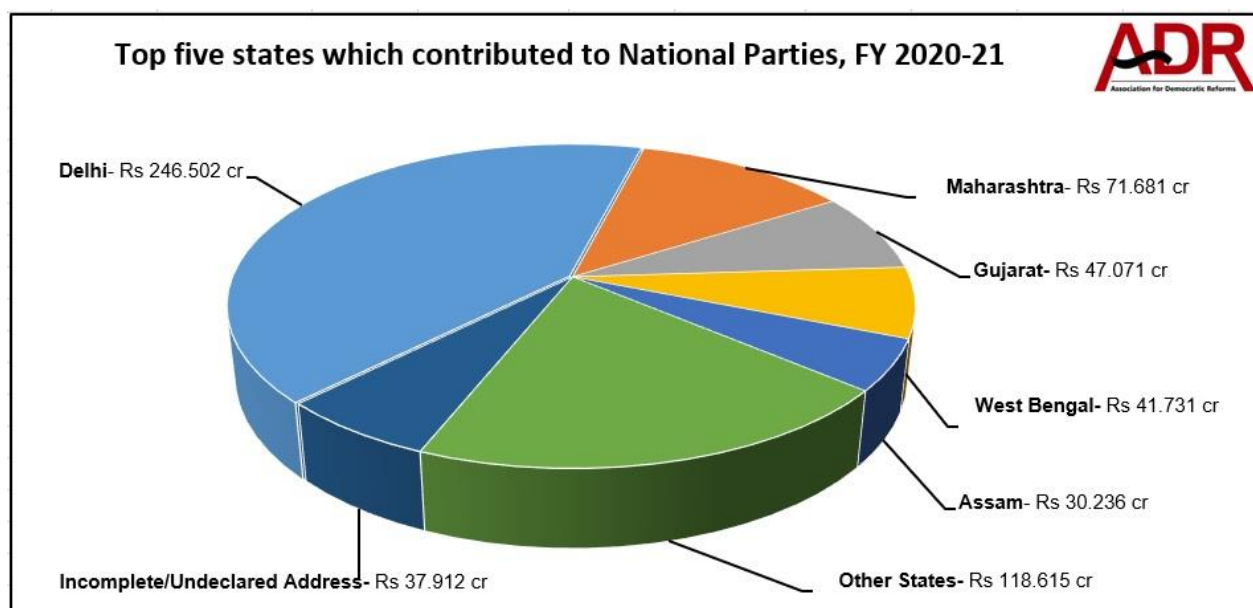


V. State-wise donations to National Parties, FY 2020-21

- Segregation of donations according to State** was made by ADR based on the address provided by the parties in their donations report to the ECI.
- Donations declared by the National parties contained details of **donations received from 28 States/Union Territories/ common capitals**. Please refer to **Annexure – 2** for more details.
- A total of **Rs 246.502 cr** was donated to the National parties from **Delhi**, followed by **Rs 71.681 cr** from **Maharashtra** and **Rs 47.071 cr** from **Gujarat**.
- A total of **Rs 37.912 cr**, (6.39% of total donations received by the National parties, FY 2020-21), could not be attributed to any State/ Union Territory due to **Incomplete/Undeclared address** provided by the parties.
- Of the donations from **corporate houses**, **Rs 30.237 cr** could **not be segregated** into donations from various states.

- f) **Corporate/ Business houses** from **Delhi** donated **Rs 228.354 cr** while those from **Maharashtra** gave **Rs 61.79 cr**.
- g) For sector-wise details across states, see Annexure – 3.

Sector-wise top 5 states which contributed to National Parties, FY 2020-21 (in Rs crores)					
States	Corporate/Business Houses	Individual	Others	Undeclared donor name	Grand Total
Delhi (41.516% of total donations to the Parties)	228.354	18.148	0	0	Rs 246.502 cr
Maharashtra (12.07% of total donations to the Parties)	61.79	9.8302	0.0608	0	Rs 71.681 cr
Gujarat (7.927% of total donations to the Parties)	39.713	7.358	0	0	Rs 47.071 cr
West Bengal (7.028% of total donations to the Parties)	34.29	7.398	0.043	0	Rs 41.731 cr
Assam (5.09% of total donations to the Parties)	13.88	16.351	0.005	0	Rs 30.236 cr
Other states (19.977% of total donations to the Parties)	72.391	45.2688	0.9552	0	Rs 118.615 cr
Incomplete and Undeclared Address (6.39% of total donations to the Parties)	30.237	7.296	0.025	0.354	Rs 37.912 cr
Grand Total	Rs 480.655 cr	Rs 111.65 cr	Rs 1.089 cr	Rs 0.354 cr	Rs 593.748 cr

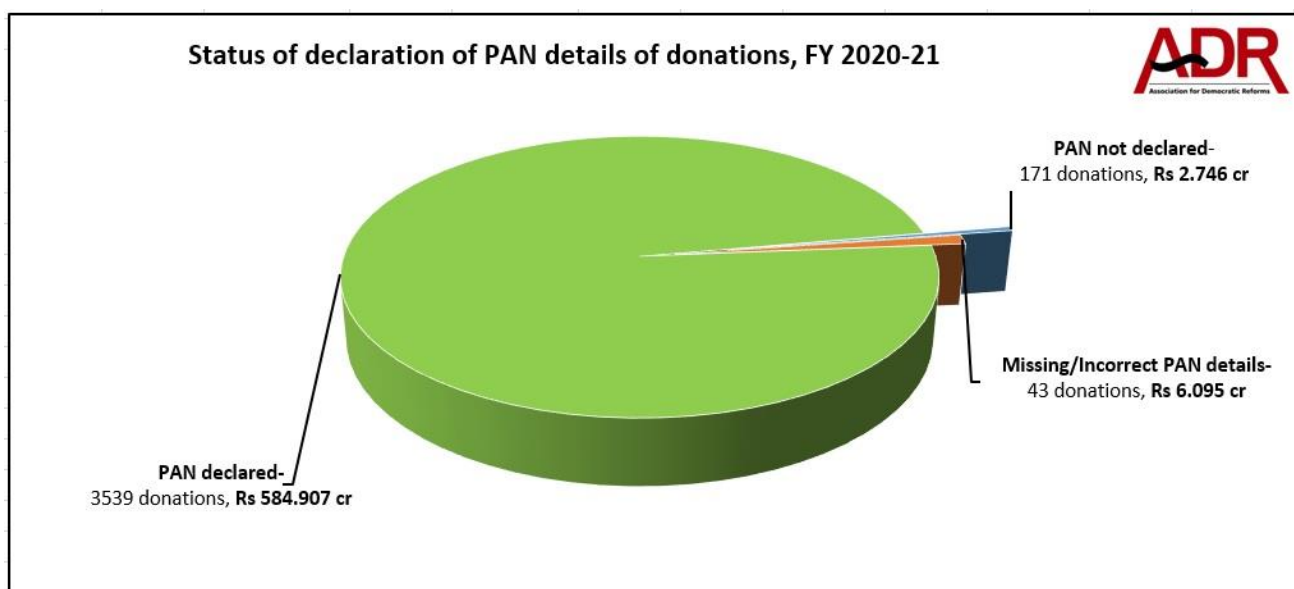


VI. Incomplete disclosure of information in the donations report

- a) Of the 8 National parties, 5 parties namely BJP, INC, CPM, CPI and NPEP had **not declared PAN details** of **171 donations** through which the parties collected a total of **Rs 2.746 cr**.
- b) **BJP** collected **Rs 1.2846 cr** from **96 donations** but failed to provide PAN details of donors. **NPEP** collected **Rs 55.15 lakhs** from **13 donations** and **CPI** collected **Rs 44.00 lakhs** from **42 donations** without PAN. **3 donations** to **CPM** (**Rs 27.50 lakhs**) and **17 donations** from **INC** (**Rs 19.50 lakhs**) do **not have PAN details**.
- c) Four National parties (BJP, INC, NCP and CPM) have declared **43 donations** of **Rs 6.095 cr** having **missing/incorrect PAN** details for FY 2020-21.

- d) **INC** declared **Rs 5.43 cr** from **25** donations with missing/incorrect PAN details of donors. **BJP** collected **Rs 63.50 lakhs** from **14** donations without complete PAN, **3 donations** of **CPM (Rs 2 lakhs)** and **1 donation** of **NCP (Rs 1 lakh)** do not have complete PAN details.

Donors' PAN details declared by National Parties during FY 2020-21						
Party	PAN not declared		Missing/Incorrect PAN details		PAN declared	
	No. of donations without PAN declaration	Contributions (in Rs crore)	No. of donations without PAN declaration	Contributions (in Rs crore)	No. of donations with declaration	Contributions (in Rs crore)
BJP	96	1.2846	14	0.635	2096	475.6254
INC	17	0.195	25	5.43	1035	68.899
NCP	0	0	1	0.01	78	26.251
CPM	3	0.275	3	0.02	220	12.606
CPI	42	0.44	0	0	82	1.057
NPEP	13	0.5515	0	0	2	0.0435
AITC	0	0	0	0	26	0.425
Total	171 donations	Rs 2.746 cr	43 donations	Rs 6.095 cr	3539 donations	Rs 584.907 cr



VII. Top donors to National Parties

- Of the total donations of **Rs 593.748 cr**, the **top 2 donors of every National party** combined, donated a sum of **Rs 265.904 cr** which forms **44.78%** of the parties' overall donations above Rs 20,000 during FY 2020-21.
- Prudent Electoral Trust** donated a total of **Rs 216.00 cr** to **BJP, NCP and INC** combined and it is top two donors of BJP and NCP. The Trust donated **Rs 209 cr** to BJP (43.766% of total funds received by the party), **Rs 5 cr** to NCP (19.04% of total funds received by the party) and **Rs 2 cr** to INC (2.68% of total funds received by the party).
- BJP has received **Rs 20 cr** each donation from **IRB Infrastructure Developers Ltd** and **Modern Road Makers Pvt Ltd**.
- NCP** received **Rs 10 cr** or 38.08% of its total donations from **Mhaiskar Infrastructure Pvt Ltd**.
- INC** received **Rs 10.00 cr** from **Subhash Gangoli** and **CPM** has received **Rs 4 cr** donations from **P One Infrastructure**.
- For top 10 donors to National parties, refer Annexure – 4.

National Party	Total donations received above Rs 20,000	Top 2 donors			Share of contribution
		Donors	No. of donations	Contribution (in Rs cr)	
BJP	Rs 477.545 cr	Prudent Electoral Trust	14	209	43.77%
		IRB Infrastructure Developers Ltd	1	20	4.19%
INC	Rs 74.524 cr	Subhash Gangoli	3	10	13.42%
		Star Cement Limited	2	6	8.05%
NCP	Rs 26.261 cr	Mhaikar Infrastructure Pvt Ltd	2	10	38.08%
		Prudent Electoral Trust	1	5	19.04%
CPM	Rs 12.901 cr	P One Infrastructure	2	4	31.01%
		Kalyan Jewellers	2	1.02	7.91%
CPI	Rs 1.497 cr	Kerala State Council, Communist Party of India	2	0.283	18.90%
		Telangana State Council, Communist Party of India	7	0.141	9.42%
NPEP	Rs 0.595 cr	Kermiky Dkhar	1	0.10	16.81%
		Dr. C.R. Lyngdoh	1	0.08	13.45%
AITC	Rs 0.425 cr	Miss Mamata Banerjee	1	0.25	58.82%
		Ishrat Begum	1	0.03	7.06%
Grand Total	Rs 593.748 cr		40 donations	Rs 265.904 cr	44.78%

Top contributions of top 10 donors of National Parties, FY 2020-21 (in Rs Cr)

Name of Donor	Party	Number of donations	Amount of donations (in Rs cr)
Prudent Electoral Trust	BJP	14	209.00
IRB Infrastructure Developers Ltd	NCP	1	5.00
M/s Shree Cement Ltd.	INC	1	2.00
Modern Road Makers Pvt Ltd	BJP	1	20.00
IRB Infrastructure Developers Ltd	BJP	1	20.00
Mhaikar Infrastructure Pvt Ltd	BJP	10	10.00
Nirma Ltd	NCP	2	10.00
Rajender Prasad Gupta	INC	2	0.60
Saranjay Brahma	BJP	2	10.00
Star Cement Limited	BJP	10	8.50
Subhash Gangoli	BJP	4	14.46
	INC	2	6.00
	BJP	2	4.00
	INC	3	10.00

VIII. Month wise donations received by National Political Parties

- BJP collected maximum donations in **March 2021**, a total of **Rs 30.738 cr** from 202 donations and party has declared **Rs 16.57 cr** from 198 donations in **Nov, 2020**.
- INC collected a total of **Rs 46.556 cr** from 259 donations in March, 2021 and declared receiving **Rs 51.05 lakhs** from 18 donations in **Feb, 2021**.
- BJP has not declared date of payments for **678 donations (Rs 359.727 cr)** and INC has not declared date of payments of **770 donations of Rs 27.125 cr**.

Month-wise donations received by National Parties: FY 2020-21

Month wise donations	BJP		INC		NCP		CPM		CPI		NPEP		AITC		Total No. of contributions	Total Amount of contributions (in Rs cr)
	No. of donations	Amounts of contributions (in Rs cr)	No. of donations	Amounts of contributions (in Rs cr)	No. of donations	Amounts of contributions (in Rs cr)	No. of donations	Amounts of contributions (in Rs cr)	No. of donations	Amounts of contributions (in Rs cr)	No. of donations	Amounts of contributions (in Rs cr)	No. of donations	Amounts of contributions (in Rs cr)		
April, 2020	91	1.644	2	0.01	0	0	4	0.1107	0	0	0	0	0	0	97	Rs 1.765 cr
May, 2020	21	0.565	11	0.036	0	0	6	0.0245	0	0	0	0	0	0	38	Rs 0.626 cr
June, 2020	66	1.7816	0	0	0	0	3	0.005	0	0	0	0	0	0	69	Rs 1.786 cr
July, 2020	105	10.32	5	0.0715	1	1.25	4	0.0126	0	0	0	0	0	0	115	Rs 11.654 cr
August, 2020	49	3.4995	4	0.012	2	1.07	2	0.0026	0	0	0	0	0	0	57	Rs 4.584 cr
Sep, 2020	95	8.01	9	0.0505	1	0.03	4	0.0124	0	0	0	0	0	0	109	Rs 8.103 cr
Oct, 2020	129	13.089	2	0.0325	3	0.32	2	0.005	0	0	0	0	0	0	136	Rs 13.4465 cr
Nov, 2020	198	16.57	1	0.0025	29	7.97	7	0.119	0	0	0	0	0	0	235	Rs 24.6615 cr
Dec, 2020	246	11.0029	4	0.0725	3	5.05	11	0.2771	0	0	0	0	0	0	264	Rs 16.403 cr
Jan, 2021	111	7.917	3	0.045	3	1.25	8	0.0446	0	0	0	0	0	0	125	Rs 9.256 cr
Feb, 2021	215	12.68	7	0.5105	11	1.75	14	0.8286	0	0	0	0	0	0	247	Rs 15.77 cr
March, 2021	202	30.738	259	46.556	26	7.571	107	10.1156	0	0	0	0	0	0	594	Rs 94.98 cr
Date not available	678	359.727	770	27.125	0	0	54	1.3433	124	1.497	15	0.595	26	0.425	1667	Rs 390.713 cr
Grand Total	2206 donations	Rs 477.545 cr	1077 donations	Rs 74.524 cr	79 donations	Rs 26.261 cr	226 donations	Rs 12.901 cr	124 donations	Rs 1.497 cr	15 donations	Rs 0.595 cr	26 donations	Rs 0.425 cr	3753 donations	Rs 593.748 cr

Contact Details

<p>Media and Journalist Helpline</p> <p>+91 80103 94248</p> <p>Email: adr@adrindia.org</p> <p>https://adrindia.org/about-adr/state-coordinators</p>	<p>Maj Gen Anil Verma (Retd.)</p> <p>Head, NEW & ADR</p> <p>+91 8826479910</p> <p>anilverma@adrindia.org</p>	<p>Prof Jagdeep Chhokar</p> <p>IIM Ahmedabad (Retd)</p> <p>Founder, NEW & ADR</p> <p>ichhokar@gmail.com</p>	<p>Prof Trilochan Sastry</p> <p>IIM Bangalore</p> <p>Founder, NEW & ADR</p> <p>+919448353285,</p> <p>tsastry@gmail.com</p>
-----------------------------------------------------------------------------------------------------------------------------------------------------------------------------------------------------------------------------------------------------------	--------------------------------------------------------------------------------------------------------------------------------------------------------------	---------------------------------------------------------------------------------------------------------------------------------------------------------	-----------------------------------------------------------------------------------------------------------------------------------------------------------------------

Disclaimer

Source for the data used in the report are the Audited accounts submitted by the National Political Parties to the Income Tax Department and the Election Commission of India. ADR does not add or subtract any information, unless the EC changes the data. In particular, no unverified information from any other source is used. The data can be accessed from myneta.info/party and the websites of the ECI. While all effort has been made to ensure that the information is in keeping with what is mentioned in the statements submitted by the political parties, in case of discrepancy between information in this report and that given in their statements, the information reported by the political parties should be treated as correct. Association for Democratic Reforms (ADR), National Election Watch (NEW) and their volunteers are not responsible or liable for any direct, indirect special, or consequential damages, claims, demands, losses of any kind whatsoever, made, claimed, incurred or suffered by any party arising under or relating to the usage of data provided by ADR through this report.

It is to be noted that ADR undertakes great care and adopts utmost due diligence in analysing and dissemination of the audit and contribution reports of the political parties submitted with the Election Commission of India and respective state CEOs. Such information is only aimed at *highlighting the increased misuse of money in our electoral and political process so as to facilitate a system of transparency, accountability and good governance and to enable voters to form an informed choice*. Therefore, it is expected that anyone using this report shall undertake due care and utmost precaution while using the data provided by ADR. ADR is not responsible for any *mishandling, discrepancy, inability to understand, misinterpretation or manipulation, distortion of the data* in such a way so as to *benefit or target a particular political party or politician or candidate*.

Annexure-1

Details of Top 10 donations above Rs 20,000 to the National Parties

BJP- Financial Year- 2020-21- Top 10 donations					
S. No.	Name	Complete Address of the Contributing Person/Company	PAN (Yes/No)	Amount of Contribution (Rs.)	Mode of Contribution *(Cheque/Demand Draft /cash)
1	Prudent Electoral Trust	G-15, Hans Bhawan, 1 Bahadurshah Zafar Marg New Delhi-2	Yes	50,00,00,000	Cheque, 582, HDFC Bank, 209-214 Kailash Building, New Delhi-110001
2	Prudent Electoral Trust	G-15, Hans Bhawan, 1 Bahadurshah Zafar Marg, New Delhi-2	Yes	50,00,00,000	Cheque, 584, HDFC Bank, 209-214 Kailash Building, New Delhi-110001
3	Prudent Electoral Trust	G-15,Hans Bhawan, 1 Bahadurshah Zafar Marg New Delhi-2	Yes	45,00,00,000	Cheque, 578, HDFC Bank, 209-214 Kailash Building, New Delhi-110001
4	IRB Infrastructure Developers Ltd	3rd Floor, IRB Complex, Chandivali Farm, Chandivali Village, Andheri (E), Mumbai-400072	Yes	20,00,00,000	Cheque, Union Bank of India, Powai Mumbai-4000076
5	Modern Road Makers Pvt Ltd	3rd Floor, IRB Complex, Chandivali Farm, Chandivali Village, Andheri (E), Mumbai-400072	Yes	20,00,00,000	Cheque, Union Bank of India, Powai Mumbai-4000076
6	Prudent Electoral Trust	G-15, Hans Bhawan, 1 Bahadurshah Zafar Marg, New Delhi-2	Yes	20,00,00,000	Cheque, 586, HDFC Bank, 209-214 Kailash Building, New Delhi-110001
7	Prudent Electoral Trust	G-15, Hans Bhawan, 1 Bahadurshah Zafar Marg, New Delhi-2	Yes	15,00,00,000	Cheque, 587-HDFC Bank, 209-214 Kailash Building, New Delhi-110001
8	SNJ Distillers Private Limited	99, Canal Bank Rd. Srirampet, CIT Nagar West, Nandanam, Chennai, Tamil Nadu 600035	Yes	6,00,00,000	041135, State Bank of India, Bombay Mutual Bldg-232, Nsc Bose Road, Chennai 60001, Date 06.03.2021
9	Saranjay Brahma	Kokrajhar	Yes	5,50,00,000	Cheque
10	Saranjay Brahma	Kokrajhar	Yes	5,00,00,000	Cheque

INC- Financial Year- 2020-21- Top 10 donations					
S. No.	Name	Complete Address of the Contributing Person/Company	PAN (Yes/No)	Amount of Contribution (Rs.)	Mode of Contribution *(Cheque/Demand Draft /cash)
1	Star Cement Limited	Lumshnong, P.O. Khaliehriat Distt, East Jaintia Hills, Meghalaya-793210	Yes	5,00,00,000	Ch. No-000003, Dt-17.03.2021, DSB Bank Ltd
2	Century Ply Boards (India) Ltd	Century House, P-15/1, Tartalla Road, Kolkata	Yes	5,00,00,000	DD No-400913, Dt-22.03.2021, Allahabad Bank
3	Subhash Gangoli	Jan Sewa Trust, Safidon, Distt, Jind-Haryana	Yes	4,00,00,000	DD, PNB, Pilukhera (Jind)
4	Subhash Gangoli	Jan Sewa Trust, Safidon, Distt, Jind-Haryana	Yes	3,00,00,000	DD, PNB, Pilukhera (Jind)
5	Subhash Gangoli	Jan Sewa Trust, Safidon, Distt, Jind-Haryana	Yes	3,00,00,000	DD, PNB, Pilukhera (Jind)
6	Niranjan Patnaik	N-2/29, IRC Village, Bhubaneswar, Odisha	Yes	2,69,15,800	NEFT, ICICI Bank
7	D R International (P) Ltd	8/42, Industrial Area, Kriti Nagar, New Delhi-110015	PAN Incorrect	2,00,00,000	DD No-687503, Dt-12.03.2021, Citi Bank Ltd
8	Prem Kumar Bhajanka	GH 19A, Celebrity Homes, Palam Vihar, Gurgaon	Yes	2,00,00,000	DD No-003621, Dt-26.03.2021, HDFC Bank
9	Prem Kumar Bhajanka	GH 19A, Celebrity Homes, Palam Vihar, Gurgaon	Yes	2,00,00,000	DD No-003620, Dt-26.03.2021, HDFC Bank
10	Prudent Electoral Trust	G-15, Hans Bhawan, 1-Bahadur Shah Jaffar Marg, New Delhi	Yes	2,00,00,000	Ch.No-000590, Dt-29.03.2021, HDFC Bank

NCP- Financial Year- 2020-21- Top 10 donations					
S. No.	Name	Complete Address of the Contributing Person/Company	PAN (Yes/No)	Amount of Contribution (Rs.)	Mode of Contribution *(Cheque/Demand Draft /cash)
1	Prudent Electoral Trust	G-15, Hans Bhavan 1, Bahadurshah Zafar Marg New Delhi-110002	Yes	5,00,00,000	Ch.No-000572, Dt-30/11/2020, HDFC Bank Kailash Building K G Marg, New Delhi, Dt-02.12.2020
2	Mhaiskar Infrastructure Pvt Ltd	3rd Floor, IRB Complex, Chandivali Farm Chandivali Village, Andheri (East), Mumbai-72	Yes	5,00,00,000	RTGS-UBINR22020121401768478, Union Bank of India, Mumbai, Dt-14/12/2020
3	Mhaiskar Infrastructure Pvt Ltd	3rd Floor, IRB Complex, Chandivali Farm Chandivali Village Andheri (East), Mumbai-72	Yes	5,00,00,000	Ch.No-592673, Dt-24/3/2021, IDBI Bank, Powai, Mumbai-400076, Dt-30/03/2021
4	Mr. Jayesh Dharmadas Jhaveri	A/12, Mahavir Building, 165, Derasar Lane, Ghatkopar (East), Mumbai-400077	Yes	1,25,00,000	Ch. No. 642543 Dt. 27/7/2020 State Bank of India Ghatkopar (East) Mumbai
5	Harmony Electoral Trust	Industrial House, Off. No. 1 To I A to 13, S. No. 49/3-38/49. Opp-Kalyani Steels Ltd. MP-1, Ghorpadi, Pune-411001	Yes	1,00,00,000	Ch. No. 000030, Dt. 30/3/2020, HDFC Bank, Pune, Date 26/06/2021
6	Jayesh Dharmadas Jhaveri	A/12, Mahavir Building, 165, Derasar Lane, Ghatkopar (East), Mumbai-400077	Yes	1,00,00,000	Ch. No. 642702, Dt-26/8/2020 State Bank of India, Ghatkopar (East), Mumbai, Date- 29/8/2020
7	Jitendra D. Shah	3-K, Vijay Chambers, Tribhuvan Road, grant Road (East), Mumbai- 400004	Yes	50,00,000	Ch. No. 000374, Kotak Mahindra Bank, Tardeo Road, Mumbai, Date- 4/11/2020
8	Monarch Resorts Pvt. Ltd	410-411, Janki Center, Jeevan Nagar, Dattaji Salvi Marg, Off. Veera Desai Road, Andheri (West), Mumbai-400053	Yes	50,00,000	Ch. No. 000696, Dt-07/11/2020, ICICI Bank, MIDC Andheri, Mumbai- 53, Date- 9/11/2020
9	Monarch Resorts Pvt. Ltd	410-411, Janki Center, Jeevan Nagar, Dattaji Salvi Marg, Off. Veera Desai Road, Andheri (W) Mumbai-400053	Yes	50,00,000	Ch.No-000698, Dt-13/1/2021, ICICI Bank Ltd, MIDC Andheri, Mumbai, Dt- 15/01/2021
10	Monarch Resorts Pvt. Ltd	410-411, Janki Center, Jeevan Nagar, Dattaji Salvi Marg, Off. Veera Desai Road, Andheri (W) Mumbai-400053	Yes	50,00,000	Ch.No-000705, Dt-25/1/2021, ICICI Bank Ltd, MIDC Andheri, Mumbai, Dt- 27/01/2021

CPM- Financial Year- 2020-21- Top 10 donations					
S. No.	Name	Complete Address of the Contributing Person/Company	PAN (Yes/No)	Amount of Contribution (Rs.)	Mode of Contribution *(Cheque/Demand Draft /cash)
1	P One Infrastructure		Yes	2,00,00,000	RTGS-52021030800361159, UTI, DT-08.03.21
2	P One Infrastructure		Yes	2,00,00,000	RTGS-SIN03920Q0234706, Dt-09.03.21
3	Kalyan Jewellers		Yes	1,00,00,000	80440, Axis Bank, Thrissur, Dt-20.03.21
4	Jayakrishnan Menon		Yes	50,00,000	480051, SIB Kalamassery, Dt-25.02.21
5	Jayakrishnan Menon		Yes	50,00,000	480053, SIB Kalamassery
6	Sree Gokulam Chit		Yes	50,00,000	RTGS, Dt-20.03.21
7	M/S Muthoot Finance Limited		Yes	50,00,000	422149, Dhanalakshmi Bank, Dt-31.03.21
8	Malabar Institute of Medical Sciences		Yes	40,00,000	8494, HDFC, Bypass Road Calicut, Dt-30.03.21
9	Muhammed Abdurahiman		No	25,00,000	RTGS, SBINR 52021032517783031, Dt-25.03.21
10	Aster DM Healthcare Ltd		Yes	25,00,000	765243, Federal Bank, North Ernakulam, Dt- 27.03.21

AITC- Financial Year- 2020-21- Top 10 donations

S. No.	Name	Complete Address of the Contributing Person/Company	PAN (Yes/No)	Amount of Contribution (Rs.)	Mode of Contribution *(Cheque/Demand Draft /cash)
1	Miss Mamata Banerjee	30B Harish Chatterjee St. Kolkata-700026	Yes	25,00,000	Cheque
2	Ishrat Begum	B-43, Iron Gate Road, Kolkata-700024	Yes	3,00,000	Cheque
3	Mala Roy	200G, Shayama Prasad Mukherjee Road, Kolkata-700026	Yes	2,50,000	Cheque
4	Sudip Bandhopadhyay	72/4, S.N. Banerjee Road, Waverly Mansion, Kolkata-700014	Yes	1,00,000	Cheque
5	Manas Ranjan Bhunia	Village-Vickninishintapur, Po-Badalpur, Dist-Paschim Medinipur	Yes	51,000	Cheque
6	Pratima Mondal	7K, Ballygunge Station Road, Kolkata-700019	Yes	50,000	Cheque
7	Jogendranath Chowdhury	Ratanpalli, Shantiniketan Bolpur, Birbhum-731235	Yes	50,000	Cheque
8	Manish Gupta	20, Suren Tagore Road, Gariahat, Kolkata-19	Yes	50,000	Cheque
9	Md. Nadimul Haque	12, Dargah Road, Kolkata-17	Yes	50,000	Cheque
10	Santanu Sen	Resident-20, H.K. Sett Lane, H/2, Kolkata-50	Yes	50,000	Cheque

CPI- Financial Year- 2020-21- Top 10 donations

S. No.	Name	Complete Address of the Contributing Person/Company	PAN (Yes/No)	Amount of Contribution (Rs.)	Mode of Contribution *(Cheque/Demand Draft /cash)
1	Kerala State Council, Communist Party of India	M.N. Smarakam, Thycaud, Thiruvananthapuram-695014, Kerala	Yes	23,34,795	Bank Transfer, Membership Fee
2	Tamil Nadu State Council, Communist Party of India	Balan Illam 6th Floor Chevalier, 19/43, Sivaji Ganesan Road T. Nagar, Chennai-600017	Yes	16,51,290	Bank Transfer, Membership Fee
3	Advocate Bharat M Bhagwat C/o Maya M Pandit		Yes	10,00,000	Bank Transfer, Party Fund
4	Andhra Pradesh State Council	Dasari Nagabhushan Rao Bhavan, Communist Party of India, Hanumanpeta, Vijayawada-520003, Andhra Pradesh	No	5,00,000	Bank Transfer, Membership Fee
5	Kerala State Council, Communist Party of India	M.N. Smarakam, Thycaud, Thiruvananthapuram-695014, Kerala	Yes	5,00,000	Bank Transfer, Election Fund
6	K. Narayana, Secretary, CPI	Makhdoom Bhavan, Himayat Nagar, Hyderabad-500029, Telangana	Yes	4,80,000	Bank Transfer, Party Fund
7	Bihar State Council, Communist Party of India	Janshankti Bhavan, Adalatganj, Amarnath Road, Patna-800001, Bihar	Yes	4,00,000	Bank Transfer, Membership Fee
8	Telangana State Council, Communist Party of India	Makhdoom Bhavan, Himayat Nagar, Hyderabad-500029, Telangana	No	3,75,000	Bank Transfer, Membership Fee
9	Telangana State Council, Communist Party of India	Makhdoom Bhavan, Himayat Nagar, Hyderabad-500029, Telangana	No	3,75,000	Bank Transfer, Membership Fee

CPI- Financial Year- 2020-21- Top 10 donations					
S. No.	Name	Complete Address of the Contributing Person/Company	PAN (Yes/No)	Amount of Contribution (Rs.)	Mode of Contribution *(Cheque/Demand Draft /cash)
10	Telangana State Council, Communist Party of India	Makhdoom Bhavan, Himayat Nagar, Hyderabad-500029, Telangana	No	3,00,000	Bank Transfer, Election Fund

NPEP- Financial Year- 2020-21- Top 10 donations					
S. No.	Name	Complete Address of the Contributing Person/Company	PAN (Yes/No)	Amount of Contribution (Rs.)	Mode of Contribution *(Cheque/Demand Draft /cash)
1	Dr. C.R. Lyngdoh	Pohkseih Noth-38 P.O. Rynjah Shillong-793006 Easr Khasi Hills Meghalaya	No	8,00,000	Transfer, Punjab & Sind Bank, Meghalaya
2	Mr Wanlamphang Kharmujai	Malki, Near Football Ground, Shillong-793003, East Khasi Hills Meghalaya	No	5,00,000	Transfer, Punjab & Sind Bank, Meghalaya
3	Banshaikupar Lyngdoh	Lumsohkhur Mairang West Khasi Hills-793120	No	7,00,000	Transfer, Punjab & Sind Bank, Meghalaya
4	Mr Gigur Myrthong	Vill Shahlang Sohbar, Post Office Riangdo and Police Station Shahlang West Khasi Hills Dist. Meghalaya	No	5,00,000	Transfer, Punjab & Sind Bank, Meghalaya
5	Mr. D War	Add. Mission Compound, Mawkhar Shillong-793002, East Khasi Hills, Meghalaya	No	6,00,000	Transfer, Punjab & Sind Bank, Meghalaya
6	Mr. Forward Mawlong	Addmarpna Village, P.O. Sohiong Khasi Hills, Meghalaya	No	6,00,000	Transfer, Punjab & Sind Bank, Meghalaya
7	Kermiky Dkhar	Thangskai Village Khliehriat East Jaintia Hills Meghalaya	No	10,00,000	Transfer, Punjab & Sind Bank, Meghalaya
8	Alok Goel	K-7 Hauz Khas Enclave Aurobindo Marg New Delhi-110016	Yes	2,36,000	Cheque, Central Bank of India, Delhi
9	Alok Goel	K-7 Hauz Khas Enclave Aurobindo Marg New Delhi-110016	Yes	2,00,000	Transfer, Central Bank of India, Delhi
10	Lovins Electronics	Nahaarlagum Main Road Arunachal Pradesh-791110	No	63,000	Transfer, UCO Bank, Arunachal Pradesh

Annexure – 2

Party-wise contributions from various states to National Parties – FY 2020-21

States wise donation received by National Parties for FY 2020-21								
State	BJP	INC	NCP	CPM	CPI	NPEP	AITC	Grand Total
Delhi	228.239	12.9343	5.00	0.095	0.1901	0.0436	0	Rs 246.502 cr
Maharashtra	49.0036	2.847	19.7334	0	0.097	0	0	Rs 71.681 cr
Gujarat	46.0384	0.925	0.1075	0	0	0	0	Rs 47.071 cr
West Bengal	25.2013	16.0613	0	0	0.0435	0	0.425	Rs 41.731 cr
Assam	28.766	1.46	0	0	0.005	0.005	0	Rs 30.236 cr
Karnataka	22.4418	4.6792	0	0	0	0	0	Rs 27.121 cr
Tamil Nadu	20.524	0.5384	0	0.2654	0.142	0.06	0	Rs 21.53 cr
Haryana	1.724	16.297	0	0	0.0121	0	0	Rs 18.033 cr
Madhya Pradesh	13.746	0.61	0	0	0.0052	0	0	Rs 14.361 cr
Meghalaya	1.00	5.00	0	0	0	0.47	0	Rs 6.47 cr
Punjab	5.007	1.17	0	0	0.049	0	0	Rs 6.228 cr

States wise donation received by National Parties for FY 2020-21

State	BJP	INC	NCP	CPM	CPI	NPEP	AITC	Grand Total
Telangana	4.040	0.820	0.17	0	0.2625	0	0	Rs 5.292 cr
Rajasthan	0.5820	4.336	0	0	0.005	0	0	Rs 4.923 cr
Uttar Pradesh	1.571	1.755	0	0	0.025	0	0	Rs 3.351 cr
Odisha	0	2.722	0	0	0.0402	0	0	Rs 2.762 cr
Andhra Pradesh	0.8995	0.028	1.25	0.193	0.0793	0	0	Rs 2.45 cr
Kerala	1.2453	0.210	0	0.069	0.2882	0	0	Rs 1.813 cr
Arunachal Pradesh	1.001	0	0	0	0	0.0125	0	Rs 1.014 cr
Tripura	0.6325	0	0	0.0465	0	0	0	Rs 0.68 cr
Chhattisgarh	0.094	0.456	0	0	0.0112	0	0	Rs 0.561 cr
Nagaland	0.467	0	0	0	0	0	0	Rs 0.467 cr
Goa	0.12	0.334	0	0	0.004	0	0	Rs 0.458 cr
Chandigarh	0.1215	0.2125	0	0	0	0	0	Rs 0.334 cr
Jharkhand	0.143	0.0956	0	0	0.027	0	0	Rs 0.266 cr
Himachal Pradesh	0.165	0.081	0	0	0	0	0	Rs 0.246 cr
Bihar	0.1165	0.05	0	0	0.05	0	0	Rs 0.2165 cr
Manipur	0	0.003	0	0	0.0235	0.004	0	Rs 0.0305 cr
Uttarakhand	0	0	0	0	0.0086	0	0	Rs 0.0086 cr
Incomplete Address	2.82	0	0	0	0	0	0	Rs 2.82 cr
Undeclare Address	21.836	0.897	0	12.232	0.1272	0	0	Rs 35.092 cr
Grand Total	Rs 477.545 cr	Rs 74.524 cr	Rs 26.261 cr	Rs 12.901 cr	Rs 1.497 cr	Rs 0.595 cr	Rs 0.425 cr	Rs 593.748 cr

Annexure – 3

Sector-wise states which contributed to National Parties, FY 2020-21 (in Rs crore)

State	Corporate Business Houses	Individual	Others	Undeclared donor Name	Grand Total
Delhi	228.354	18.148	0	0	Rs 246.502 cr
Maharashtra	61.79	9.8302	0.0608	0	Rs 71.681 cr
Gujarat	39.713	7.358	0	0	Rs 47.071 cr
West Bengal	34.29	7.398	0.043	0	Rs 41.731 cr
Assam	13.88	16.351	0.005	0	Rs 30.236 cr
Karnataka	14.867	12.254	0	0	Rs 27.121 cr
Tamil Nadu	20.139	1.193	0.197	0	Rs 21.53 cr
Haryana	0.33	17.691	0.0122	0	Rs 18.033 cr
Madhya Pradesh	12.79	1.563	0.0052	0	Rs 14.36 cr
Meghalaya	6.00	0.47	0	0	Rs 6.47 cr
Punjab	5.28	0.8996	0.0496	0	Rs 6.229 cr
Telangana	4.17	0.9811	0.141	0	Rs 5.292 cr
Rajasthan	3.667	1.251	0.005	0	Rs 4.923 cr
Uttar Pradesh	1.61	1.715	0.025	0	Rs 3.35 cr
Odisha	0	2.722	0.0402	0	Rs 2.762 cr
Andhra Pradesh	0.471	1.8991	0.0794	0	Rs 2.45 cr
Kerala	1.514	0.015	0.284	0	Rs 1.813 cr
Arunachal Pradesh	0.662	0.3521	0	0	Rs 1.014 cr
Tripura	0.383	0.297	0	0	Rs 0.68 cr
Chhattisgarh	0.257	0.2932	0.0112	0	Rs 0.561 cr

Sector-wise states which contributed to National Parties, FY 2020-21 (in Rs crore)					
State	Corporate Business Houses	Individual	Others	Undeclared donor Name	Grand Total
Nagaland	0	0.4675	0	0	Rs 0.468 cr
Goa	0.125	0.329	0.004	0	Rs 0.458 cr
Chandigarh	0.053	0.28	0.0021	0	Rs 0.335 cr
Jharkhand	0.014	0.235	0.017	0	Rs 0.266 cr
Himachal Pradesh	0.009	0.2372	0	0	Rs 0.246 cr
Bihar	0.05	0.1165	0.05	0	Rs 0.2165 cr
Manipur	0	0.007	0.0235	0	Rs 0.0305 cr
Uttarakhand	0	0	0.0086	0	Rs 0.0086 cr
Incomplete Address	1.674	1.141	0.005	0	Rs 2.82 cr
Undeclared Address	28.563	6.155	0.02	0.354	Rs 35.092 cr
Grand Total	Rs 480.655 cr	Rs 111.65 cr	Rs 1.089 cr	Rs 0.354 cr	Rs 593.748 cr

Annexure – 4

Top 10 Donors of National Parties for FY 2020-21						
S. No	Donor Name	Total Amount	Party	No. of donations	Amount (in Rs cr)	Share of donations
1	Prudent Electoral Trust	Rs 216.00 cr	BJP	14	209.00	96.76%
			NCP	1	5.00	2.31%
			INC	1	2.00	0.93%
2	IRB Infrastructure Developers Ltd	Rs 20.00 cr	BJP	1	20.00	100%
3	Modern Road Makers Pvt Ltd	Rs 20.00 cr	BJP	1	20.00	100%
4	Saranjay Brahma	Rs 14.46 cr	BJP	4	14.460	100%
5	Nirma Ltd	Rs 10.60 cr	BJP	2	10.000	94%
			INC	2	0.600	6%
6	Mhaikar Infrastructure Pvt Ltd	Rs 10.00 cr	NCP	2	10.00	100%
7	Subhash Gangoli	Rs 10.00 cr	INC	3	10.00	100%
8	Star Cement Limited	Rs 10.00 cr	INC	2	6.000	60%
			BJP	2	4.000	40%
9	M/s Shree Cement Ltd.	Rs 10.00 cr	BJP	10	10.00	100%
10	Rajender Prasad Gupta	Rs 8.50 cr	BJP	10	8.50	100%
Total donations received from top 10 donors by the National Party				55 donations	Rs 329.56 cr	100%