

Date: 25-06-2014

ANALYSIS OF INCOME TAX RETURNS FILED AND DONATIONS RECEIVED BY NATIONAL PARTIES

FY 2012-13

A Report by

National Election Watch

&

Association for Democratic Reforms

Association for Democratic Reforms,
“Kiwanis Centre” 4th Floor,
B-35, Qutub Institutional Area
New Delhi – 110 016
Email: adr@adrindia.org; Phone: 011-4165 4200

Table of Contents

Analysis of Income Tax Returns Filed and Donations Received by National Parties – FY 2012-13.....	3
Executive Summary.....	3
Recommendations of ADR	5
Total income of National Parties during FY 2012-13	6
Top sources of income of National Parties between during FY 2012-13.....	6
Top items of expenditure of National Parties during FY 2012-13.....	8
Analysis of Voluntary Contributions received by National Parties	9
Total number of named donors who contributed to the National Parties from all over India	9
Top donors to National Parties during FY 2012-13	9
Sector-wise donations to National Parties from all over India (FY 2012-13).....	10
Donors with details undeclared	11
Party-wise donations without declaration of PAN details	11
Donations without declaration of mode of payment	12
Conclusion	12
Disclaimer	13
Contact Details	13
Annexure – 1: Top Donations to National Parties from all over India	14
Indian National Congress:	14
Bharatiya Janata Party:.....	15
Nationalist Congress Party:	18
Communist Party of India:.....	18
Communist Party of India (Marxist):	20

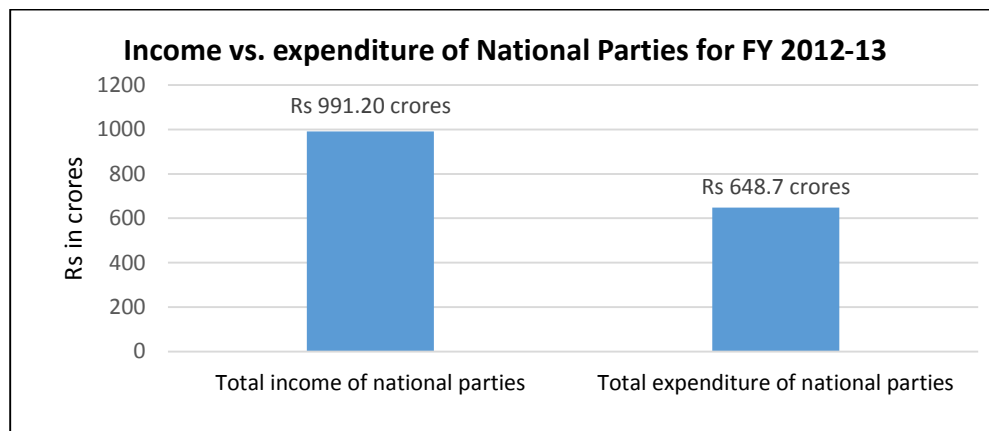
Analysis of Income Tax Returns Filed and Donations Received by National Parties – FY 2012-13

This report, prepared by **Association for Democratic Reforms (ADR)** and **National Election Watch (NEW)**, focuses on various sources of income and items of expenditure of National Political Parties during the Financial Year 2012-13. The National Parties include Indian National Congress (**INC**), Bharatiya Janata Party (**BJP**), Bahujan Samaj Party (**BSP**), Nationalist Congress Party (**NCP**), Communist Party of India (**CPI**) and Communist Party of India (Marxist) (**CPM**).

Executive Summary

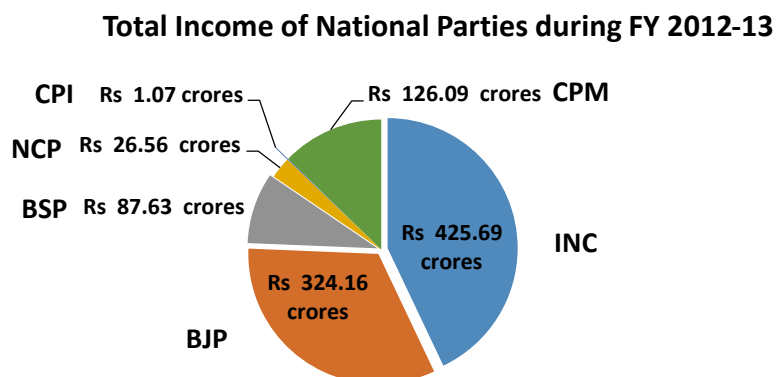
The **executive summary** below lists the key observations drawn from the report:

- I. **Total income versus total expenditure of National Parties** : The total income and expenditure of political parties is calculated from their IT returns filed with the Income Tax Department annually



- II. **Total income of political parties from all over India:**

- **The total income of National Parties for FY 2012-13 was Rs. 991.20 crores.** **INC** declared the highest total income of Rs. 425.69 crores, followed by **BJP** with Rs. 324.16 crores and **BSP** with a declared total income of Rs. 87.63 crores. **NCP** a declared total income of Rs. 26.56 crores, **CPI**, Rs. 1.07 crores and **CPM** declared a total income of Rs. 126.09 crores for FY 2012-13.

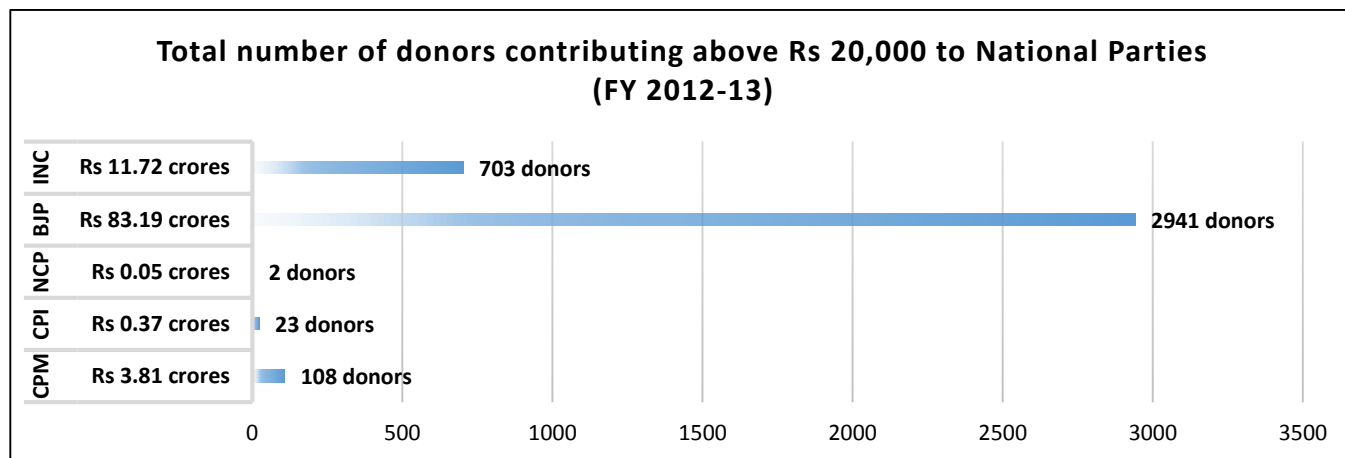


- An ADR Report

Chart: Total income of national political parties [FY 2012-13]

III. Number of donors contributing above Rs. 20,000 to political parties from all over India (FY 2012-13)

- The total amount of donations received above Rs 20,000 by National Political Parties during FY 2012-13 is calculated from the donations report submitted to the Election Commission annually
- The total donations above Rs 20,000 declared was **Rs. 99.14 crores**, from **3777** donors.
- BSP declared that the party received no donations above Rs 20,000 during FY 2012-13



IV. Top corporate donors to National Parties

- INC:** **Torrent Power Ltd** donated the maximum amount (**Rs 3.50 crores**) followed by **Torrent Pharmaceuticals (Rs 1.50 crores)** and **Hyderabad Industries Ltd (HIL) (Rs 50 lakhs)**.
- BJP:** **General Electoral Trust** of the Aditya Birla Group donated the maximum amount (**Rs 7.50 crores**) followed by **Lodha Dwellers Pvt Ltd (Rs 6.99 crores)** and **Torrent Power (Rs 6.57 crores)**.
- CPI and CPM:** CPI received a total of Rs 4.21 lakhs from organizations such as Bhartiya Khet Mazdoor Union and while CPM received a total of Rs 1.43 crores from 29 corporate/ business houses.

V. Undeclared Donors:

- The name and address of a total of 43 donors who contributed Rs 29 lakhs to the National Parties is undeclared in the statements submitted by the parties. Thus, these donations above Rs 20,000 **cannot be traced to any individual, organization or a trust**.
- Similarly, the address of a total of 655 donors contributing Rs 10.84 crores to the National Parties has been left undeclared in the statements submitted by the parties.

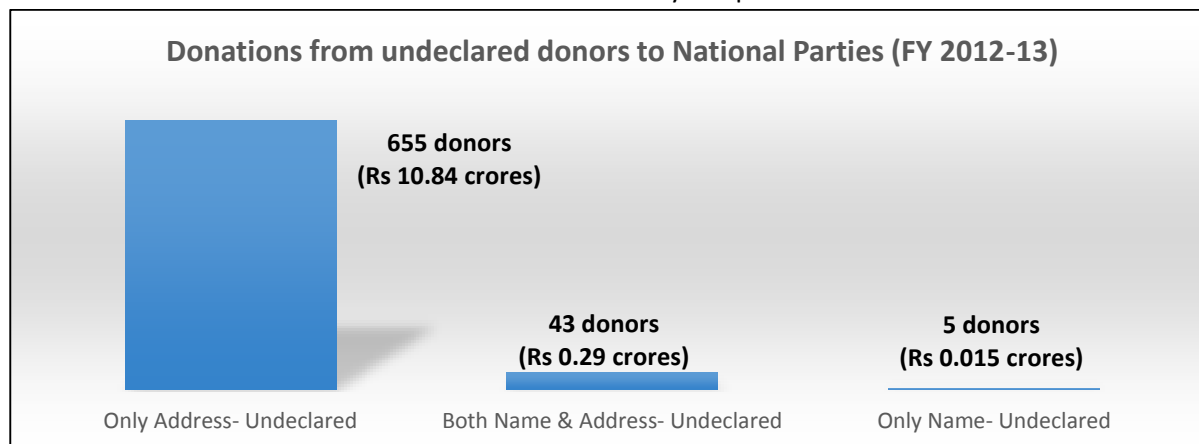


Chart: Details of donations undeclared by National Parties during FY 2012-13

VI. Sector-wise donations

- Corporate/ business sector tops the list of contributions with 72% or Rs 70.97 crores to the National Parties followed by individual donations with 17% or Rs 17.01 crores
- It is to be noted that 11% or Rs 11.14 crores was donated by those donors who cannot be traced by name or address

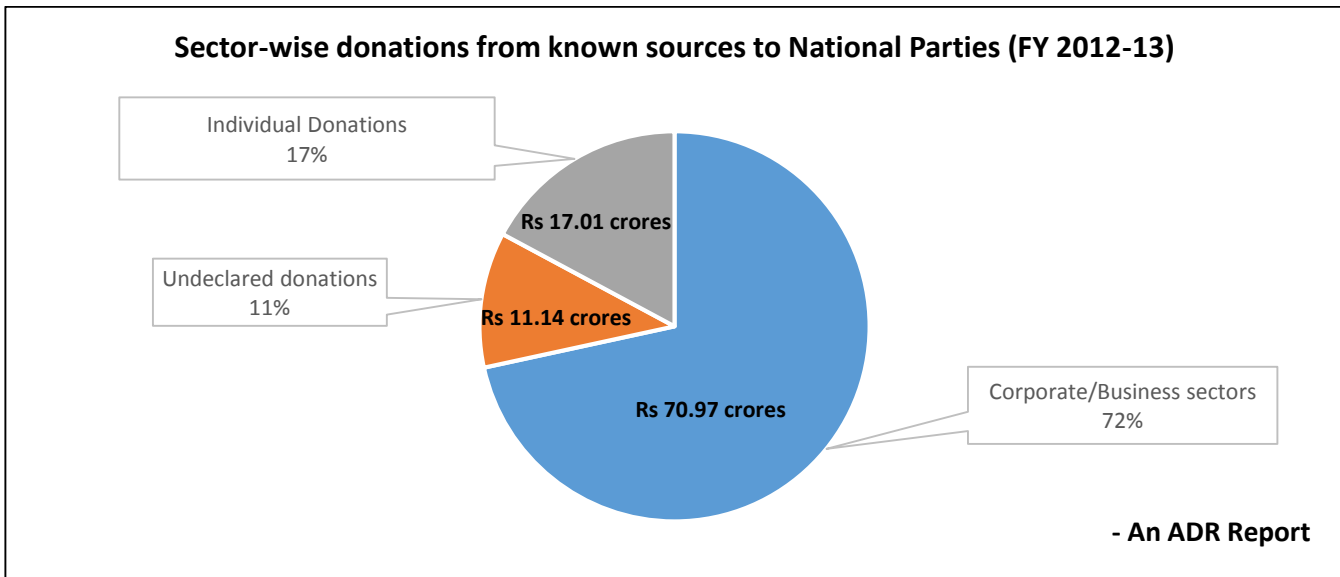


Chart: Sector-wise donations above Rs 20,000 to National Parties during FY 2012-13

VII. Donors who have not declared details of PAN:

- A total of **2371 out of 3775 donors (or 63%)** contributing **Rs 37.64 crores** to the National Parties **have not declared their PAN details** in the contribution form.
- BJP has listed the maximum number of donors (1670) who have not declared their PAN while contributing a maximum of Rs 25.99 crores.

Recommendations of ADR

- The Supreme Court gave a judgment on September 13, 2013 declaring that no part of a candidate's affidavit should be left blank. Similarly, **no part of the Form 24A submitted by political parties providing details of donations above Rs 20,000 should be blank.**
- Full details of all **donors should be made available for public scrutiny under the RTI.** Some countries where this is done include Bhutan, Nepal, Germany, France, Italy, Brazil, Bulgaria, the US and Japan. In none of these countries is it possible for 75% of the source of funds to be unknown, but at present it is so in India.
- Details of donors who make **donations to the Electoral Trusts should be available in the public domain** for increasing transparency in funding of political parties.
- Any party which does not submit its donation statement to the ECI on or before 31st Oct **should be heavily penalized** and its income should not be tax-exempted. Strict action must also be taken against parties which do not file their IT returns.
- Those parties not following the ICAI guidelines for auditing of reports should be scrutinized by the IT department.
- The National and regional political parties must provide all information on their finances under the Right to Information Act.** This will only strengthen political parties, elections and democracy.

Analysis of Income Tax Returns Filed and Donations Received by National Parties – FY 2012-13

Political parties represent citizens of the country at various levels of the government, voice people's demands and needs in the administrative and legislative sphere, and therefore serve as the link between citizens and the government.

Apart from collecting donations/ voluntary contributions, it is seen from the IT Returns of political parties that there is a coupon system being adopted by a few parties for collecting funds by issuing of coupons in lieu of receipts to donors for cash contributions. Being cash donations, it becomes all the more difficult to establish the identity of the donor. This implies that a lot of cash donations received remain unaccounted for in the books of accounts as only those amounts would be recorded for which a receipt has been issued. Thus, it is imperative to have a strict regulatory mechanism wherein political parties have to report the correct quantum and the source of donations received.

Association for Democratic Reforms (ADR) had obtained copies of the IT Returns and Assessment Orders of the National Parties through the filing of RTI applications and has analysed the income and expenditure incurred during the Financial Year 2012-13.

Total income of National Parties during FY 2012-13

- The income of political parties during FY 2012-13 is calculated from their IT returns filed annually to the Income Tax Department.
- The total income of INC was Rs 425 crores while that of BJP was Rs 324 crores in FY 2012-13.
- The least annual income was declared by CPI (Rs 1 crore) followed by NCP (26 crores) and BSP (Rs 87 crores).

Party	INC	BJP	BSP	NCP	CPI	CPM
Total Income	Rs 425,68,99,823 (~ Rs 425 crores)	Rs 324,16,32,181 (~ Rs 324 crores)	Rs 87,63,06,849 (~ Rs 87 crores)	Rs 26,56,67,570 (~ Rs 26 crores)	Rs 107,33,677 (~ Rs 1 crore)	Rs 126,09,06,552 (~ Rs 126 crores)
Grand Total	Rs 991,21,46,652 (~ Rs 991 crores)					

Table: Total income declared by National Parties in their IT Returns during FY 2012-13

Top sources of income of National Parties between during FY 2012-13

- From the table below, it can be noted that there is no standardization nor consistency in the parties' declaration of their sources of funds.
- Of the major sources of income, sale of coupons has been listed by most of the major political parties. Income for INC from the sale of coupons/publication amounted to Rs 312.24 crores (73.35% of total income) while NCP received Rs. 3.76 crores from the sale of coupons (14.16% of total income).
- Voluntary contributions and donations have been listed as the next major source of income by the National Parties. Bahujan Samaj Party declared that it did not receive any donations above Rs 20,000 during FY 2012-13, though the party's total income declared in its ITR was Rs 87.63 crores.
- 57.11% of total Income for CPM has been received through donations while BJP's donations amount to 83.76% of its total income.

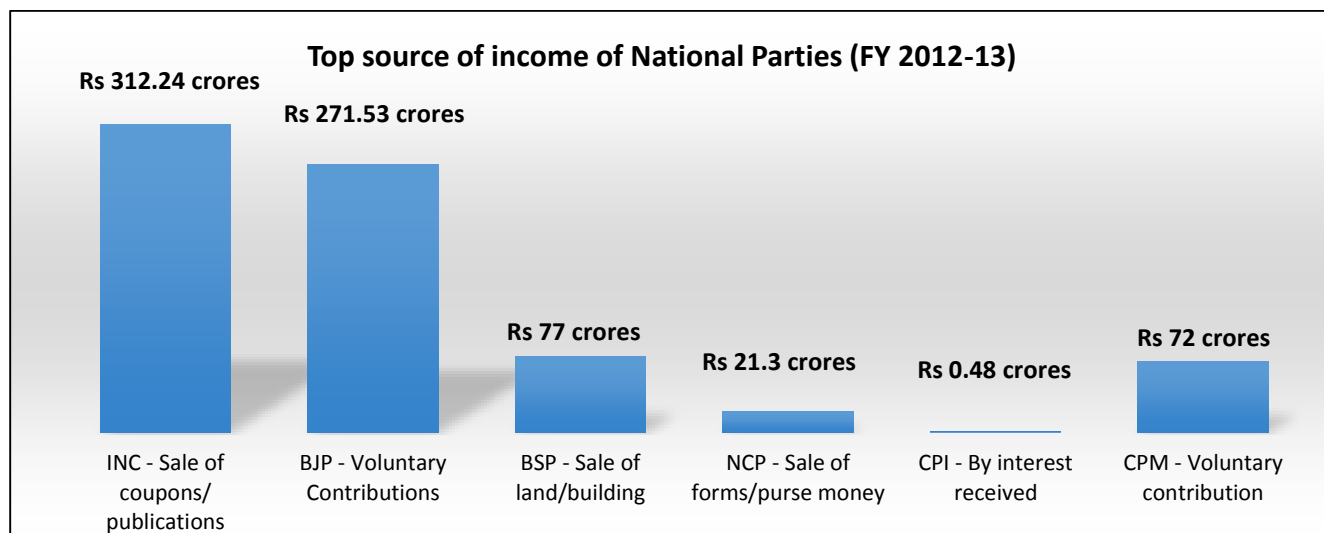


Chart: Top source of income of National Parties during FY 2012-13

Party	Total Income	Financial Year- 2012-2013		
		Top 3 Source of Income	Amount (Rs in crores)	Share of Income
INC	Rs 425.69 crores	Collection by issuing coupons/Sale of Publication	312.24	73.35%
		Grant/Donation/Contributions	69.9	16.42%
		Other Income	32.67	7.67%
		Others	10.86	2.55%
BJP	Rs 324.16 crores	Voluntary Contributions	271.53	83.76%
		Interest From Banks	24.97	7.70%
		Membership fees	16.99	5.24%
		Others	10.67	3.29%
BSP	Rs 87.63 crores	Sale of Land & Building (2, SP Marg)	77.00	87.87%
		Bank Interest	5.63	6.43%
		Membership	4.95	5.65%
		Others	0.05	0.06%
NCP	Rs 26.56 crores	Sale of Forms & Purse Money	21.30	80.18%
		Coupon Receipts	3.76	14.16%
		Membership & Subscriptions	1.03	3.89%
		Others	0.47	1.77%
CPI	Rs 1.07 crores	By Interest Received	0.49	45.32%
		Membership fee	0.33	30.84%
		By Levy Received	0.14	13.08%
		Others	0.12	11.21%
CPM	Rs 126.09 crores	Voluntary Contributions	72.00	57.11%
		Levy	39.12	31.03%
		Interest & dividend	12.73	10.10%
		Others	2.23	1.77%

Table: Top three sources of income of National Parties in their IT Returns during FY 2012-13

Top items of expenditure of National Parties during FY 2012-13

- The maximum expenditure for INC has been towards administrative and general expenses (Rs. 206.99 crores) followed by election expenditure (Rs. 89.95 crores) and employee cost (Rs. 10.63 crores).
- The maximum expenditure of BJP has been towards advertisement & publicity (Rs. 131.87 crores) followed by travelling (Rs. 36.62 crores) and meetings (Rs. 10.08 crores).
- Expenses towards tours and travel (Rs 1.76 crores), organisational expenses (Rs 1.71 crores) and building repair and maintenance (Rs 1.08 crores) are the top three items of expenditure for BSP during FY 2012-13.
- It is to be noted that the parties do not segregate election expenditure from day-to-day expenditure thus lacking in transparency
- It is seen from the percentage shares that **INC spent 65.89%** of its total expenditure of Rs 314.16 crores on **administrative expenses** while **BJP spent 59.03%** of a total of Rs 223.38 crores on **advertisement and publicity**. **BSP spent 20.29%** of its total expenditure of Rs 8.67 crores on **tours and travel for elections** while **CPM spent 25.14% on salaries and allowances**. **NCP spent 30.58% on election expenses** and **CPI spent 36.21%** of its total expenditure on **salaries and allowances**.

Party	Total Expenditure	Financial Year- 2012-2013		
		Top 3 Items of Expenditure	Amount (Rs in crores)	% of Expenditure
INC	Rs 314.16 crores	Administrative and General Expenses	206.99	65.89%
		Election Expenditure	89.95	28.63%
		Employee Cost	10.63	3.38%
		Others	6.58	2.10%
BJP	Rs 223.38 crores	Advertisement & Publicity	131.87	59.03%
		Travelling	36.62	16.39%
		Meeting Expenses	10.08	4.51%
		Others	44.81	20.06%
BSP	Rs 8.67 crores	Tours and Travels (Elections)	1.76	20.29%
		Organisational Expenses	1.71	19.72%
		Building Repair & Maintenance	1.08	12.45%
		Others	4.12	47.50%
NCP	Rs 27.63 crores	Publicity & Advertisement	8.45	30.58%
		Rashtrawadi Welfare Expenses	4.84	17.52%
		Meeting Expenses	3.01	10.89%
		Others	11.33	41.01%
CPI	Rs 0.94 crores	Salaries & Allowances	0.34	36.21%
		Election & publicity	0.14	14.91%
		Travelling & conveyance	0.11	11.71%
		Others	0.35	37.27%
CPM	Rs 73.92 crores	Salaries & Allowances	18.58	25.14%
		Relief & Donation	12.78	17.29%
		Meeting & Conference	7.29	9.87%
		Others	35.26	47.70%

Table: Top three Items of expenditure of National Parties in their IT Returns during FY 2012-13

Analysis of Voluntary Contributions received by National Parties

Political parties rely heavily on donations for contesting elections and running their daily affairs. They receive huge sums of money in the form of donations and contributions from corporate, trusts and individuals. Section 29C of the Representation of People Act, 1951 dictates that political parties submit their contribution details received in excess of Rs 20,000 from any person or a company to the ECI annually.

Named contributions seem to be very small i.e. single contributions above Rs 20,000 seem to be very few in numbers for all the parties when compared with the total income of the party as declared in their IT Returns.

Total number of named donors who contributed to the National Parties from all over India

The number of named donors to National Parties from all over India (i.e. contributors who made donations above Rs. 20,000 which is to be mandatorily declared by political parties in their donations report) is remarkably low. The graph below shows the number of contributors who have made donations above Rs 20,000 during FY 2012-13.

(If a donor has made multiple contributions during FY 2012-13, each contribution has been individually counted. Hence, if a donor has donated twice, the number of contributors would be counted as 2).

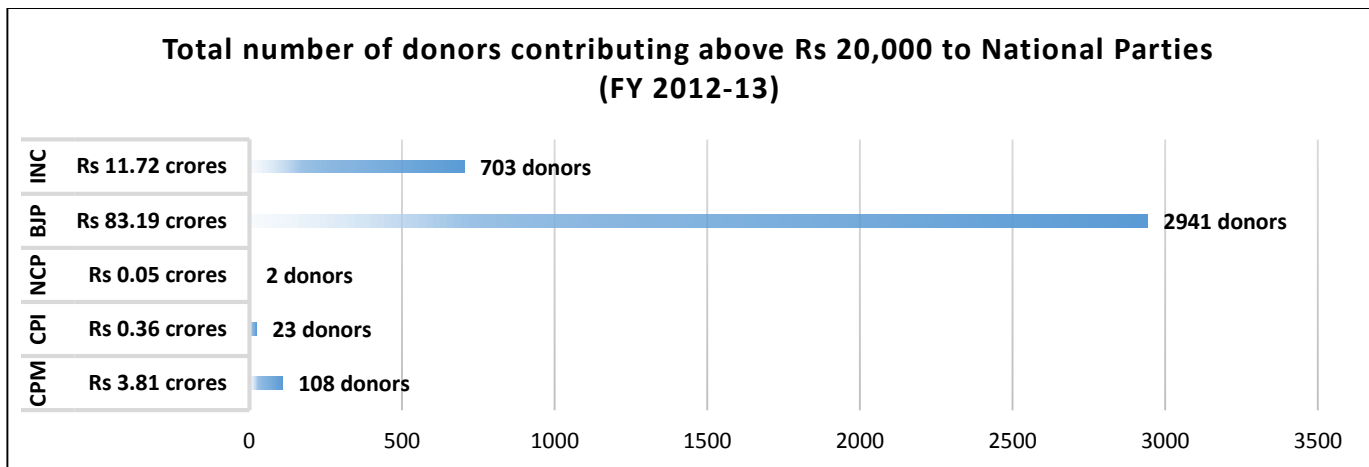


Table: Number of donors who made contributions above Rs. 20,000

Top donors to National Parties during FY 2012-13

- Torrent Power was one of the major contributors to both INC and BJP where INC received a total of Rs 3.50 crores and BJP received Rs 6.57 crores from the corporate during FY 2012-13
- Other top donors include Torrent Pharmaceuticals (INC – Rs 1.50 crores), General Electoral Trusts (BJP- Rs 7.50 crores) and Lodha Dwellers (BJP – Rs 6.99 crores)
- The top three donations received by NCP, CPI and CPM were from individuals/ collections during mass organizations/ meetings

Party	Name of donor	Amount contributed
INC	Torrent Power Ltd	Rs 3.50 crores
	Torrent Pharmaceuticals Ltd	Rs 1.50 crores
	Hyderabad Industries Ltd (HIL)	Rs 50 lakhs
BJP	General Electoral Trust	Rs 7.50 crores
	Lodha Dwellers Pvt. Ltd	Rs 6.99 crores
	Torrent Power	Rs 6.57 crores

Party	Name of donor	Amount contributed
NCP	V.S. Gangadharan	Rs 4.51 lakhs
	Krushibhushan Sahebrao Patil, MLA	Rs 53 thousand
CPI	Com. D. Pandian Secretary (membership)	Rs 6.20 lakhs
	Com. Pannian Ravindran Secretary (membership)	Rs 5.91 lakhs
	S.Sudhakar Reddy General Secretary (party fund)	Rs 4.05 lakhs
CPM	CITU District Centre	Rs 43.13 lakhs
	DYFI District Committee	Rs 20 lakhs
	Kerala Karshaka Sangam District Committee Office	Rs 15 lakhs

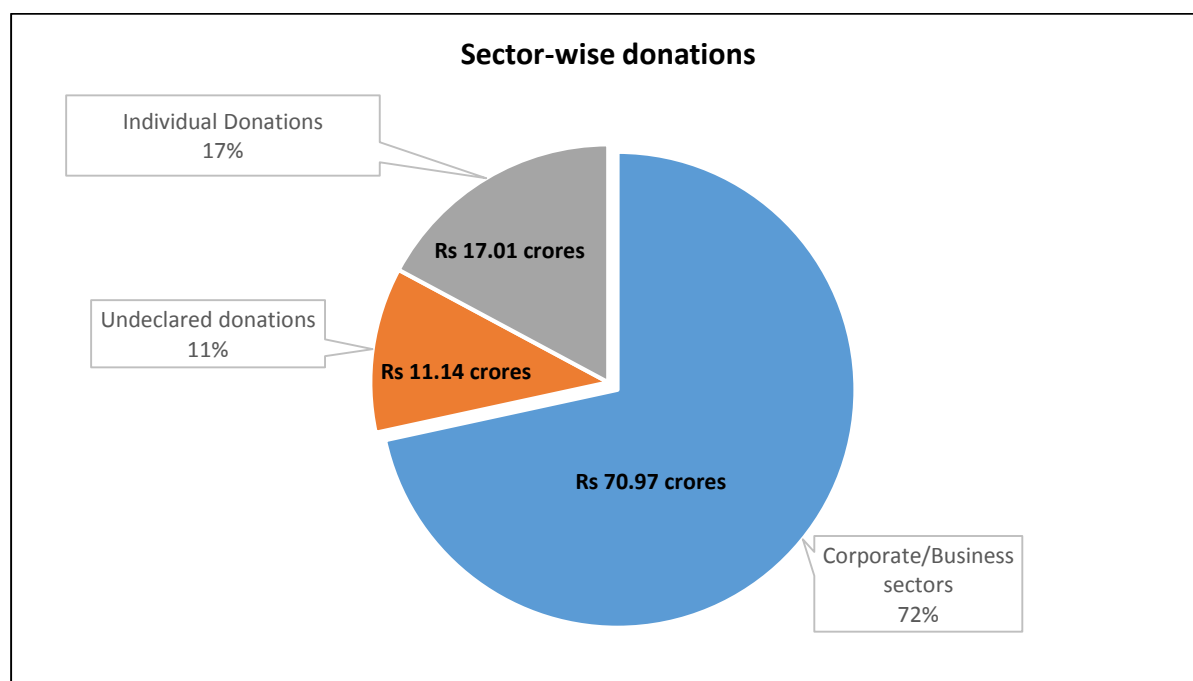
Table: Top donors to National Parties during FY 2012-13

Sector-wise donations to National Parties from all over India (FY 2012-13)

During the financial year 2012-13, out of a total of 3777 donors to the National Parties, 1,327 donors belonged to the corporate/ business sector and donated 72% (Rs 71.02 crores) of the total donations received by the parties. Individual donations amounted to Rs 17.01 crores or 17.16% of the total donations and were made by 1,747 donors.

It is to be noted that a whopping **Rs 11.09 crores** was **donated by donors whose details are not completely declared in the donations statement**. There were 703 such donors listed in the donations report of the National Parties and formed 11.19% of the total voluntary contribution received above Rs 20,000.

National Political Party	Corporate sector	Undeclared donations	Individual Donations	Total
Total number of donors	1327	703	1747	3777
Total Donations	Rs 70.97 crores	Rs 11.14 crores	Rs 17.01 crores	Rs 99.14 crores

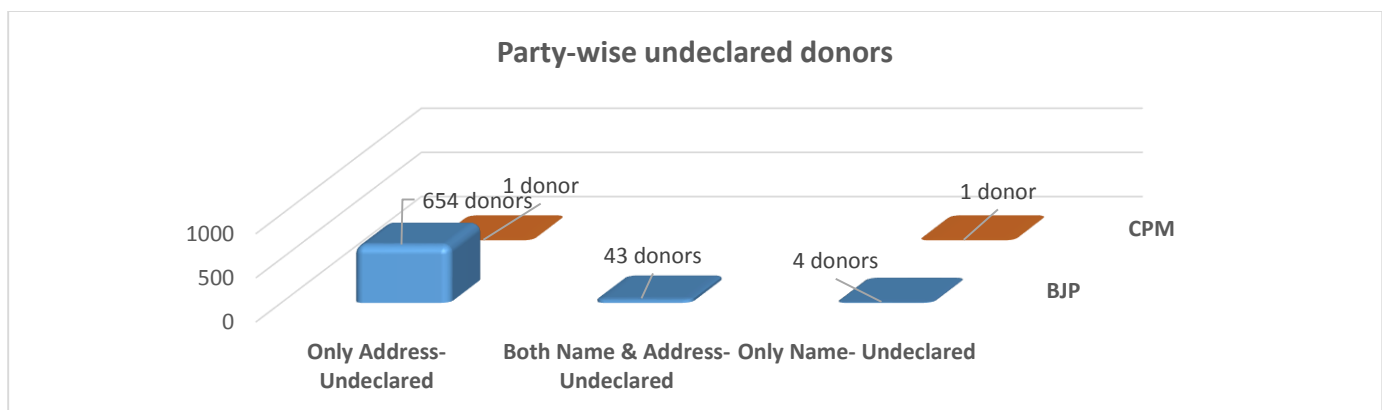


Donors with details undeclared

While analyzing the donations report submitted by the National Parties, it is seen that the details of a total of 703 donors were not declared in the donations statement. The statements of **INC, CPI and NCP** contained **details of all donors to the parties**

Address of 655 donors who contributed a total of Rs 10.84 crores was undeclared by BJP and CPM while the names of 5 donors who contributed a total of Rs 1.50 lakhs was undeclared by the two National Parties. It is to be noted that the **name and address columns were left blank for 43 donations amounting to Rs 29 lakhs**. Thus these donations above Rs 20,000 **cannot be traced to any individual, organization or a trust**.

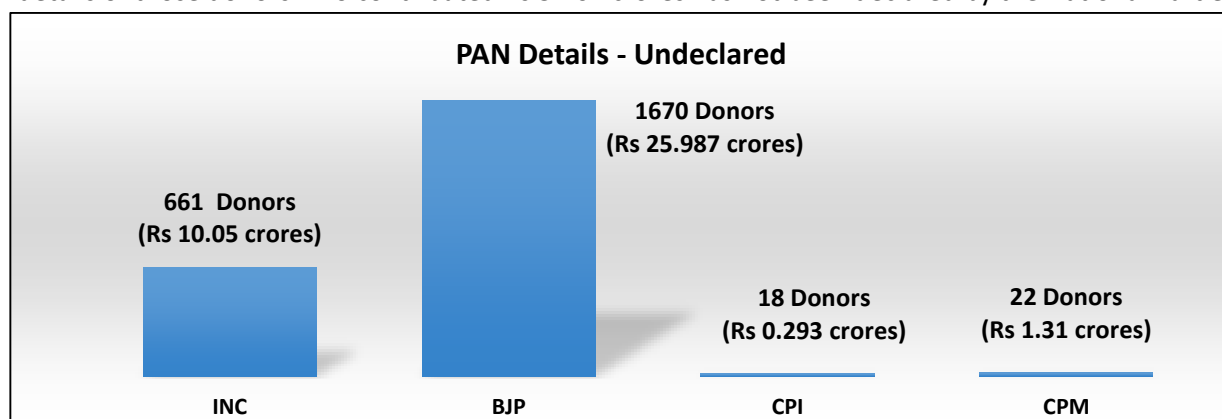
Undeclared details	Total Donors	Total Donations
Name & Address	43	Rs 0.29 crores
Donors' Address	655	Rs 10.84 crores
Donors' Name	5	Rs 0.015 crores
Total	703 donors	Rs 11.14 crores



Party-wise donations without declaration of PAN details

Out of 3,777 donors, 2,371 (63%) have not declared their PAN details. BJP tops the list with 1,670 donors who donated Rs 25.98 crores but failed to declare their PAN details, followed by **INC with 61 donors** who donated **Rs 10.05 crores**. While most of the donations to CPI and CPM where through collections during meetings, PAN details of **19 corporate donors** who donated a total of **Rs 1.28 crores** to CPM has not been furnished by the party. Thus, the PAN details of those donors who contributed Rs 37.64 crores has not been declared by the National Parties.

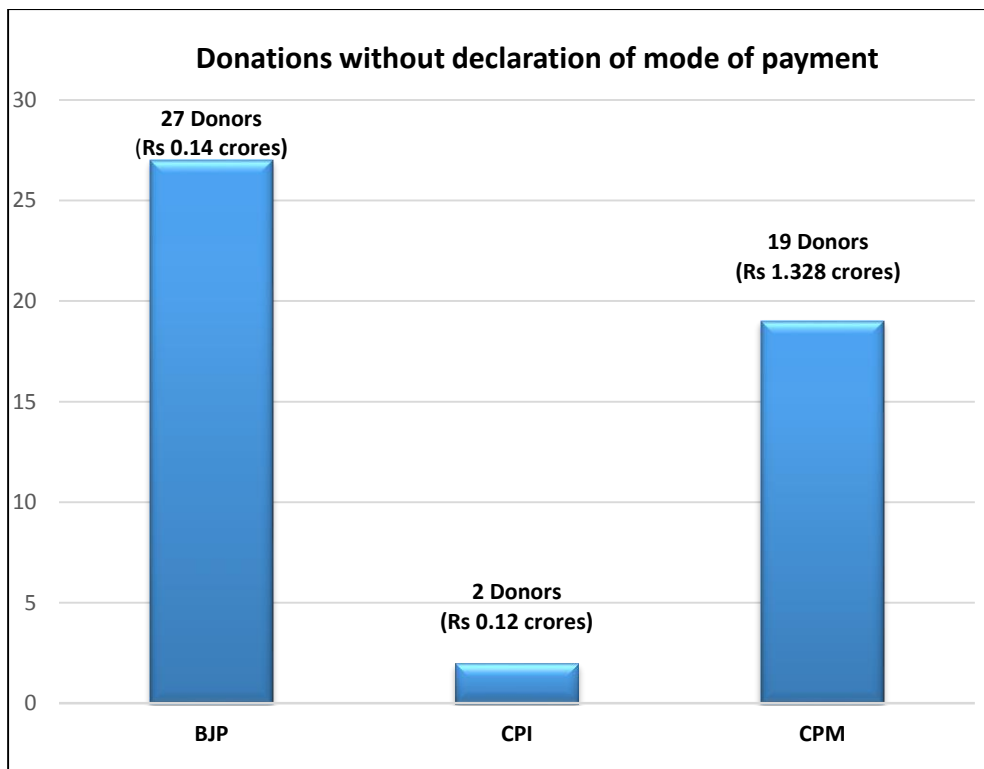
Party	PAN Card details - Undeclared	Total Donations
INC	661 donors	Rs 10.05 crores
BJP	1670 donors	Rs 25.987 crores
CPI	18 donors	Rs 0.293 crores
CPM	22 donors	Rs 1.31 crores



Donations without declaration of mode of payment

The mode of payment of donations above Rs 20,000 is one of the columns to be filled at the time of submission of contribution report. But, it is seen from the analysis that the parties do not always declare the mode of payment of voluntary contributions by individuals/ corporates or business houses.

BJP tops the list with 27 donations (Rs 14 lakhs) where the mode of payment was not declared. CPM is second in the list with 9 donations (Rs 1.328 crores) and CPI with 2 donors (Rs 12 lakhs).



Conclusion

To ensure that there is **financial transparency and accountability** on the part of the political parties, there must be a strict mechanism for reporting financial information. The **procedures and reporting framework** must be **standardized** to ensure that a true picture of the financial position of political parties is revealed to the general public. **Institute of Chartered Accounts of India (ICAI)** has put forward a set of recommendations on the request of the Election Commission of India (ECI). These recommendations relate to a standardized and **comprehensive reporting framework of financial statements of political parties**. ADR feels that there is a dire need for these recommendations to be implemented at the earliest.

Disclaimer

Source for the data used in the report is the Contribution Statement submitted by the political parties to the Election Commission of India which can be accessed from http://eci.nic.in/eci_main1/PolPar/ContributionReports.aspx and their IT Returns which can be accessed from myneta.info/party

Contact Details

Media and Journalist Helpline

+91 80103 94248

Email: adr@adrindia.org

Maj. Gen (Retd.) Anil Verma
Head

National Election Watch, and
Association for Democratic Reforms

+91 11 4165 4200

+91 88264 79910

anilverma@adrindia.org

Prof Jagdeep Chhokar

IIM Ahmedabad

Founder Member

National Election Watch,
Association for Democratic
Reforms

+91 99996 20944

jchhokar@gmail.com

Prof Trilochan Sastry

IIM Bangalore

Founder Member,

National Election Watch,
Association for Democratic
Reforms

+91 94483 53285

trilochans@iimb.ernet.in

Annexure – 1: Top Donations to National Parties from all over India

This annexure lists the details of **top donors to national political parties** during FY 2012-13

[Bahujan Samaj Party is not included in this annexure, because their donations report declared that the party received no donations above Rs 20,000]

Indian National Congress:

S. No.	Name	Complete Address of the Contributing Person/Company	Total Donation	Amount of Contribution (in Rs)	Mode of Contribution (Cheque /Demand Draft /Cash)
1	Torrent Power Ltd	Torrent House Off Ashram Road Ahmedabad - 380009 (Gujarat)	Rs 3,50,00,000 (Rs 3.50 crores)	200,00,000	Ch.No. 704274/Dt. 25.09.2012, HDFC Bank Navrang Pura Ahmedabad
		Torrent House Off Ashram Road Ahmedabad - 380009 (Gujarat)		150,00,000	Ch.No. 704303/Dt. 04.10.2012, HDFC Bank Navrang Pura Ahmedabad
2	Torrent Pharmaceuticals Ltd	Torrent House Off Ashram Road Ahmedabad (Gujarat)	Rs 1,50,00,000 (Rs 1.50 crores)	150,00,000	Ch.No. 026418/Dt. 29.10.2012, ICICI Bank KMC House Opp. Parimal Garden Ahmedabad
3	Hyderabad Industries Ltd (HIL)	Sanathnagar Hyderabad Andhra Pradesh	Rs 50,00,000 (Rs 50 lakhs)	50,00,000	Ch.No. 098411/ Dt.07.02.2013, HDFC Bank 6-1-73, GR And 3rd Floor Saeed Plaza, Lakdika Pul, Hyderabad AP
4	National Engineering Industries Ltd	Khatipura Road Jaipur Rajasthan	Rs 50,00,000 (Rs 50 lakhs)	50,00,000	Ch.No. 043200/Dt. 07.02.2013, IDBI Bank, D-24, Durlabh Niwas Prithviraj Road Scheme, Jaipur Rajasthan
5	Bakeri Construction LLP	Sanskrit 1st Floor Nr. Old High Court Ashram Road Ahmedabad 380009	Rs 25,00,000 (Rs 25 lakhs)	25,00,000	Ch.No. 556238/ Dt. 01.11.2012, The Kalupur Co.Op Bank Ltd Ashram Road Br.
6	Savvy Infrastructure Pvt Ltd	B-900, Shapat-IV, Opp Kamavati Club, S.G. Highway Ahmedabad 380015	Rs 25,00,000 (Rs 25 lakhs)	25,00,000	Draft No. 924282/ Dt. 05.12.2012, Kotak Mahindra Bank Ltd Ahmedabad
7	Venus Infrastructure & Developers Pvt Ltd	801-802, Broadway Business Centre Opp, Mysor's Bunglow Law Garder Ellisbridge Ahmedabad	Rs 25,00,000 (Rs 25 lakhs)	25,00,000	Ch.No. 673068/ Dt. 14.12.2012, Indian Bank Navarangpura Ahmedabad
8	Shri Vincent H.Pala	Dhanketi Shillong-793003	Rs 10,38,000	9,60,000	Ch.No. 226562/ Dt. 28.05.2012, HDFC Shillong
		21, Dr. Balwant Rai Mehta Lane New Delhi		54,000	Through Bank Transfer
		21, Dr. BR Mehta Lane, New Delhi		24,000	S.I. -SBI-PH
9	Shri Farsent Ch. Marak	Hawakhana Tura West Garo Hills	Rs 10,00,000	10,00,000	Cash
10	Shiv Victor K. Sangma	Upp. Chandamari Tura West Garo Hills	Rs 10,00,000	10,00,000	Cash
11	Shri Armstrong D. Shira	New Tura West Garo Hills	Rs 10,00,000	10,00,000	Cash

S. No.	Name	Complete Address of the Contributing Person/Company	Total Donation	Amount of Contribution (in Rs)	Mode of Contribution (Cheque /Demand Draft /Cash)
12	Shri Karmel Marak	Chandmari Tura West Garo Hills	Rs 10,00,000	10,00,000	Cash
13	Shri Jollen Marak	Rongkhon Sangglital Tura Araimile West Garo Hills	Rs 10,00,000	10,00,000	Cash
14	Shri Danel Sangma	Burney Hills Tura West Garo Hills	Rs 10,00,000	10,00,000	Cash
15	Shri Honsen Lyngdoh	Bark Lower Lachumiere Shillong-1	Rs 10,00,000	10,00,000	Cash
16	Shri Hamsel Shabong	Upp. Nongrim Hills Shillong-3	Rs 10,00,000	10,00,000	Cash
17	Kargil Holding Pvt Ltd	Nirma House, Ashram Road Ahmedabad	Rs 10,00,000	10,00,000	Ch.No. 772849/Dt. 10.11.2012, The Kalupur Co.Op Bank Ltd Ashram Road Br.
18	Kulgam Holding Pvt Ltd	Nirma House, Ashram Road Ahmedabad	Rs 10,00,000	10,00,000	Ch.No. 003722/ Dt. 10.11.2012, The Kalupur Co.Op Bank Ltd Ashram Road Br.
19	Banihal Holding Pvt Ltd	Nirma House, Ashram Road Ahmedabad	Rs 10,00,000	10,00,000	Ch.No. 772960/ Dt. 10.11.2012, The Kalupur Co.Op Bank Ltd Ashram Road Br.
20	Leh Holding Pvt Ltd	Nirma House, Ashram Road Ahmedabad	Rs 10,00,000	10,00,000	Ch.No. 772557/Dt. 10.11.2012, The Kalupur Co.Op Bank Ltd Ashram Road Br.

Table: Top 20 named contributors donating above Rs 20,000 to INC during FY 2012-13 from all over India

Bharatiya Janata Party:

S. No	Name	Complete Address of the Contributing Person/Company	Total Donation	Amount of Contribution (in Rs.)	Mode of Contribution (Cheque /Demand Draft /Cash)
1	General Electoral Trust	ESS B-4, Aditya Birla Centre, S. K. Ahire Marg, Worli, Mumbai-400030	Rs 7,50,00,000 (Rs 7.50 crores)	500,00,000	103979, HDFC Bank, Warli Branches
		Mumbai		150,00,000	203978, HDFC
		Jeblint Life Science Ltd, I-A, Sector 16A, Noida- 201301		100,00,000	428418, Punjab National Bank
2	Lodha Dwellers Pvt Ltd	Lodha Excelus M.M. Marg Mahalaxmi Mumbai-400011	Rs 699,00,000 (Rs 6.99 crores)	99,00,000	062888, Kotak Mahindra Bank
		Lodha Excelus M.M. Marg Mahalaxmi Mumbai-400011		70,00,000	219805, HDFC
		216, Saha and Nahar Industrial Estate, Dr. E. Moses Road, Worli Mumbai-400018		50,00,000	001501, Kotak Mahendra Bank Ltd., 5C/11, Mital Courte Nariman Point Mumbai
		216, Saha and Nahar Industrial Estate, Dr. E. Moses Road, Worli Mumbai-400018		50,00,000	001502, Kotak Mahendra Bank Ltd., 5C/11, Mital Courte Nariman Point Mumbai

S. No	Name	Complete Address of the Contributing Person/Company	Total Donation	Amount of Contribution (in Rs.)	Mode of Contribution (Cheque /Demand Draft /Cash)
		216, Saha and Nahar Industrial Estate, Dr. E. Moses Road, Worli Mumbai-400018		50,00,000	001503, Kotak Mahendra Bank Ltd., 5C/11 , Mital Courte Nariman Point Mumbai
		216, Saha and Nahar Industrial Estate, Dr. E. Moses Road, Worli Mumbai-400018		50,00,000	001504, Kotak Mahendra Bank Ltd., 5C/11 , Mital Courte Nariman Point Mumbai
		216, Saha and Nahar Industrial Estate, Dr. E. Moses Road, Worli Mumbai-400018		30,00,000	045372, Kotak Mahendra Bank, Nariman Point Branch
		216, Saha and Nahar Industrial Estate, Dr. E. Moses Road, Worli Mumbai-400018		30,00,000	048561, Kotak Mahendra Bank , Nariman Point Branch
		216, Saha and Nahar Industrial Estate, Dr. E. Moses Road, Worli Mumbai-400018		30,00,000	041248, Kotak Mahendra Bank, Nariman Point Branch
		216, Saha and Nahar Industrial Estate, Dr. E. Moses Road, Worli Mumbai-400018		30,00,000	051951, Kotak Mahendra Bank, Nariman Point Branch
		216, Saha and Nahar Industrial Estate, Dr. E. Moses Road, Worli Mumbai-400018		30,00,000	053010, Kotak Mahendra Bank, Nariman Point Branch
		216, Saha and Nahar Industrial Estate, Dr. E. Moses Road, Worli Mumbai-400018		30,00,000	055089, Kotak Mahendra Bank, Nariman Point Branch
		216, Saha and Nahar Industrial Estate, Dr. E. Moses Road, Worli Mumbai-400018		30,00,000	058199, Kotak Mahendra Bank, Nariman Point Branch
		216, Saha and Nahar Industrial Estate, Dr. E. Moses Road, Worli Mumbai-400018		30,00,000	061838, Kotak Mahendra Bank, Nariman Point Branch
		216, Saha and Nahar Industrial Estate, Dr. E. Moses Road, Worli Mumbai-400018		30,00,000	066714, Kotak Mahendra Bank, Nariman Point Branch
		216, Saha and Nahar Industrial Estate, Dr. E. Moses Road, Worli Mumbai-400018		30,00,000	065894, Kotak Mahendra Bank, Nariman Point Branch
		216, Saha and Nahar Industrial Estate, Dr. E. Moses Road, Worli Mumbai-400018		30,00,000	070382, Kotak Mahendra Bank, Nariman Point Branch
3	Torrent Power Ltd	Torrent House Off, Ashram Road Ahmedabad-9	Rs 657,50,000	200,00,000	704269, HDFC

S. No	Name	Complete Address of the Contributing Person/Company	Total Donation	Amount of Contribution (in Rs.)	Mode of Contribution (Cheque /Demand Draft /Cash)
		Torrent House Off Ashram Road Ahmedabad -9	(~Rs 6.57 crores)	200,00,000	704431, HDFC
		Torrent House Off, Ashram Road Ahmedabad-9		150,00,000	704302, HDFC
		Torrent House Off Ashram Road Ahmedabad -9		100,00,000	704499, HDFC
		Ahmedabad		7,50,000	704066, HDFC Bank
4	Public & Political Awareness Trust	1/1/2, Chinchapada, Sil Vassa- 396230(D&NH)	Rs 500,00,000 (Rs 5 crores)	500,00,000	763226, HDFC
5	Torrent Pharmaceuticals Ltd	Torrent House Off Ashram Road Ahmedabad- 9	Rs 200,00,000 (Rs 2 crores)	150,00,000	026417, ICICI Bank
		Torrent House Off Ashram Road Ahmedabad- 9		50,00,000	005586, Citi Bank
6	Zydus Animal Health Ltd	5th Floor Astron Tech Park Satellite Cross Road Ahmedabad -380015	Rs 150,00,000 (Rs 1.50 crores)	150,00,000	052750, ICICI Bank
7	Infina Finance Pvt Ltd		Rs 100,00,000 (Rs 1 crore)	100,00,000	3988, Kotak Mahindra Bank
8	Vivek Enterprises	Lodha Excelus M.M. Marg Mahalaxmi Mumbai-400011	100,00,000	100,00,000	004007, Kotak Mahindra Bank
9	Zydus Wellness Ltd	Zydus Wellneww Ltd, Zydus Tower Satellite Cross Road Ahmedabad 380015	100,00,000	100,00,000	901983, Bank of Baroda
10	Venus Infrastructure and Developers Pvt Ltd	801, Broadway Business Center Opp. Mayor's Bungalow Law Garden Ellisbridge Ahmedabad- 6	100,00,000	100,00,000	673055, Indian Bank
11	Macrotech Constructions Pvt Ltd	Lodha Excelus M.M. Marg Mahalaxmi Mumbai-400011	98,00,000	98,00,000	012104, Kotak Mahindra Bank
12	Microtec Constructions Pvt Ltd	Lodha Excelus M.M. Marg Mahalaxmi Mumbai-400011	70,00,000	70,00,000	001081, Kotak Mahindra Bank
13	Suryakrupa Farms And Constn Pvt Ltd	Lodha Excelus M.M. Marg Mahalaxmi Mumbai-400011	63,00,000	63,00,000	012584, HDFC
14	Saumya Construction Pvt Ltd	1st Floor Aditya Near Khadayta Colony Ellisbridge Ahmedabad -380006	60,00,000	60,00,000	006481, Kotak Mahindra Bank
15	Cadila Healthcare Ltd	Zydus Tower Satellite Cross Road Ahmedabad 380015	60,00,000	60,00,000	266944, IDBI Bank
16	Safal Developers		51,21,000	51,00,000	150578, ICICI Bank
				21,000	154416, ICICI Bank
17	Smt. Meenaben Nareshbhai Shah	Abhishek House, Kadampali Society Nanpura Surat 3952001	51,00,000	51,00,000	000300, Bank of Baroda

S. No	Name	Complete Address of the Contributing Person/Company	Total Donation	Amount of Contribution (in Rs.)	Mode of Contribution (Cheque /Demand Draft /Cash)
18	HIL Ltd.	Sanathnagar Hyderabad - 500018	50,00,000	50,00,000	412863, HSBC
19	National Engineering Industries Ltd	Khatipura Road Jaipur - 302006	50,00,000	50,00,000	42850, IDBI
20	Bakeri Construction LLP	Sanskrit Near Old High Court Off Ashram Road Ahmedabad-380009	50,00,000	50,00,000	556239, The Kalupur Commer
21	Gannon Dunkerley & co. Ltd	301-303, Prerna Arcade, 3rd Floor, Opp. Doctor House Nr. Parimal Crossing, C.G. Road Ahmedabad -380006	50,00,000	50,00,000	381955, ICICI Bank
22	Rare Enterprises	151, Nariman Bhavan, Nariman Point Mumbai-400021	50,00,000	50,00,000	683225, Citi Bank
23	Sai Infosystem India Ltd	Saicare Super Plaza Vastrapur Ahmedabad	50,00,000	50,00,000	003544, IDBI Bank
24	Nirma Ltd	Nirma House Ashram Road Ahmedabad	50,00,000	50,00,000	129651, Bank of Baroda
25	Shri Devraj Infrastructure Ltd	302, shreyas Complex Nr. Dines Hali Navarangpura Ahmedabad	50,00,000	50,00,000	438283, The Kalupur Commercial Co.Op. Bank
26	Shri Sainath Enterprises	216, Saha and Nahar Industrial Estate, Dr. E. Moses Road, Worli Mumbai-400018	50,00,000	50,00,000	003659, Kotak Mahendra Bank, Nariman Point Branch

Table: Top named contributors donating above Rs 20,000 to BJP during FY 2012-13 from all over India

Nationalist Congress Party:

S. No	Name	Complete Address of the Contributing Person/Company	Amount of Contribution (in Rs.)	Mode of Contribution (Cheque /Demand Draft /Cash)
1	Shri V S Gangadharan	Unit no. 29/30, Ganga Industries Estate P.L. Lokhande Marg, Chembur, Mumbai - 400089	4,51,000	Cash, 24-01-2013
2	Shri Krushibhushan Sahebrao Patil, MLA, Amainer	Dist Jalgaon	53,000	Cheque no. 036499 dated 19-07-2012, drawn on SBI, Mumbai

Table: Top named contributors donating above Rs 20,000 to NCP during FY 2012-13 from all over India

Communist Party of India:

S. No	Name	Complete Address of the Contributing Person/Company	Amount of Contribution (in Rs.)	Mode of Contribution (Cheque /Demand Draft /Cash)	Remark
1	Com. D. Pandian Secretary	T.N. State Council Communist Party Of India No. 48, 10th Avenue Ashok Nagar Chennai 600083	6,20,275	Adjustment M.P. Levy	Membership
2	Com. Pannian Ravindran Secretary	Kerala State Council Communist Party Of India M.N. Smarakam Thyeaud 695014 Thiruvananthapuram	5,91,815	Adjustment M.P. Levy	Membership

S. No	Name	Complete Address of the Contributing Person/Company	Amount of Contribution (in Rs.)	Mode of Contribution (Cheque /Demand Draft /Cash)	Remark
3	S.Sudhakar Reddy General Secretary	Communist Party Of India .Suit No. 314, Rafi Marg New Delhi.110001	2,25,000	Cheque	Party Fund
		Communist Party Of India .Suit No. 314, Rafi Marg New Delhi.110002	1,80,000	Cash	Party Fund
4	Com, Rajendra Prasad Singh Secretary	Bihar State Council Communist Party Of India Ajoy Bhavan Langartoli Patna 800004	3,39,945	Bank Transfer	Membership
5	Com, Manju Kumar Majumder Secretary	W.B. State Council Communist Party Of India Bhupesh Bhavan 162-B, Acharya J.C. Bose Road Kolkatta 700014	3,03,235	D/D	Party Membership
6	All India Kisan	4, Windsor Place New Delhi 110001	3,00,000	Cheque	Rally
7	Shameem Faizee Secretary	Communist Party Of India AB-4, Purana Quila Road New Delhi 110001	2,60,000	Cheque	Party Fund
8	Com. (Dr.) Girish Sharma Secretary	U.P. State Council Communist Party Of India 22, Kaisar Bagh Lucknow 226001	1,18,464	Cheque	Membership
9	Com Bant Singh Brar	Secretary Punjab State Council Communist Party Of India Ajoy Bhavan 345 Sec-21A, Chandigarh-160023	1,08,000	D/D	Party Membership
10	Com. Dibakar Nayak Secretary	Odisha State Council Communist Party Of India Bhagbati Bhavan 16, Ashok Nagar Unit-II Bhubneswar 751009	1,05,310	Bank Transfer	Party Membership
11	Bhartiya Khet Mazdoor Union	4, Windsor Place New Delhi 110002	1,00,000	Cheque	Rally
12	A.B. Bardhan Secretary	Communist Party Of India Ajoy Bhavan 15, Com Indrajit Gupta Marg New Delhi 110003	48,000	Cash	Collection Party Fund
		Communist Party Of India Ajoy Bhavan 15, Com Indrajit Gupta Marg New Delhi 110002	45,000	Cheque	Collection Party Fund
13	Ramendra Kumar Secretary	Communist Party Of India United Coal Workers Union Post Bhurkunda-829135 Dist Hazaribagh Jharkhand	80,000	Cash	Contribution
14	Com, Bhuvaneshwa Prasad Mehta Secretary	Jharkhand State Council Communist Party India Elbert Ekka Chowk Ranchi 834001	65,015	D/D	Membership
15	Com. Dr. Nara Singh Secretary	Manipur State Council Communist Party Of India Irabot Bhavan Complex Rupmahal Tank Irawat Road Imphal 795001	37,565	Cash	Party Membership
16	Com P.V. Lokesh Secretary	Karnataka State Council Communist Party Of India Ghate Bhavan G.D. Park Extn Vayyalikaval Bangalore 560003	34,380	D/D	Party Membership
17	Com Bhogeswar Dutta Secretary	Assam State Council Communist Party Of India Rajgarh Road Guwahati 781003	33,425	D/D	Party Membership
18	Com. Mahendra Bajpai Secretary	M.P.State Council Communist Party Of India Shakir Sadan Patel Nagar Labour colony Near Bharat Talkies Bhopal 462001	30,540	D/D	Membership
19	Com RDCP Rao Secretary	Chhattisgarh State Council Communist Party Of India D-32, 1st floor Sec-2, Debendra Nagar Raipur 492001 Chhattisgarh	27,660	Cash	Party Membership

S. No	Name	Complete Address of the Contributing Person/Company	Amount of Contribution (in Rs.)	Mode of Contribution (Cheque /Demand Draft /Cash)	Remark
20	AITUC	35-36, DDU Marg New Delhi 110002	21,295	Cheque	Contribution
21	Com, Tara Singh Siodu Secretary	Rajasthan State Council Communist Party Of India Swami Kumaranand Bhavan Hathroi Road Bh Shalimar Cinema Jaipur 302001	20,525	Cash	Membership

Table: Top 10 named contributors donating above Rs 20,000 to CPI during FY 2012-13 from all over India

Communist Party of India (Marxist):

S. No.	Name	Complete Address of the Contributing Person/Company	Amount of Contribution (in Rs.)	Mode of Contribution (Cheque /Demand Draft /Cash)	Remark
1	CITU District Centre,	17/269 A 2 Sreekanteswara Temple Road, Near EMS Stadium Kozhikode 1	43,13,980		Party Congress Class Mass Organisation Voluntry Contribution
2	DYFI District Committee	Yourth Centre Kammur Road, Kozhikode	20,00,000		Party Congress Class Mass Organisation Voluntry Contribution
3	Kerala Karshaka Sangam District Committee Office	U Kunhiraman Smarak MANDIRAM Kannur Road Kozhikode	15,00,000		Party Congress Class Mass Organisation Voluntry Contribution
4	Kerala Mahila Sangam District Committee	CH Kanaran Samaraka Mandiram YMCA Road, Kozhikode	15,00,000		Party Congress Class Mass Organisation Voluntry Contribution
5	KSKTU District Committee	U Kunhiraman Smarak MANDIRAM Kannur Road Kozhikode	15,00,000		Party Congress Class Mass Organisation Voluntry Contribution
6	T.K Rangarajan	518, V.P. House, New Delhi	9,60,000	State Bank Of India Parliament House	
7	P.R. Rajan	415 V.P. House, New Delhi	9,60,000	State Bank Of India Parliament House	
8	P. Rajeev	233, V.P. House, New Delhi	9,60,000	State Bank Of India Parliament House	
9	Jarna Das	207, V.P. House New Delhi	9,60,000	State Bank Of India Parliament House	
10	K.N. Balagopal	401, V.P. House New Delhi	9,60,000	State Bank Of India Parliament House	
11	T.N Seema	423, V.P. House New Delhi	9,60,000	State Bank Of India Parliament House	
12	Bajubad Raiyan	170, North Avenue, New Delhi	9,00,000	State Bank Of India Parliament House	
13	Khagan Das	90, North Avenue, New Delhi	9,00,000	State Bank Of India Parliament House	
14	A.Sampath	305, V.P House, New Delhi	9,00,000	State Bank Of India Parliament House	
15	P. Karunakaran	41, North Avenue, New Dlehi	9,00,000	State Bank Of India Parliament House	

S. No.	Name	Complete Address of the Contributing Person/Company	Amount of Contribution (in Rs.)	Mode of Contribution (Cheque /Demand Draft /Cash)	Remark
16	P.R.Natarajan	319 V.P.House, New Delhi	9,00,000	State Bank Of India Parliament House	
17	P.K. Biju	209, V.P. House, New Delhi	9,00,000	State Bank Of India Parliament House	
18	M.B Rajesh	224 V.P. House, New Delhi	9,00,000	State Bank Of India Parliament House	
19	C.P Narayan	415, V.P House	5,60,000	State Bank Of India Parliament House	
20	Malabar Institute of Medical Science(MIMS) Hospital	Govindapuram PO, Kozhikode-16	5,00,000		

Table: Top 10 named contributors donating above Rs 20,000 to CPM during FY 2012-13 from all over India