

**04-02-2013**

# **Income, Expenditure and Donations of National Parties of India – An All India Report**

**(Between FY 2004-05 and 2011-12)**

**A report by  
National Election Watch  
&  
Association for Democratic Reforms**

Association for Democratic Reforms  
'Kiwanis Centre', 4<sup>th</sup> Floor,  
B-35, Qutub Institutional Area, New Delhi – 110016  
Email: [adr@adrindia.org](mailto:adr@adrindia.org)

## Table of Contents

Income, Expenditure and Donations of National Parties of India – An All India Report .....	1
Executive Summary.....	3
Recommendations by ADR.....	5
Total income of National Parties .....	6
Share of donations from total income of national parties.....	7
Top three sources of income of national parties as declared in ITR .....	8
Top three items of expenditure of national parties as declared in ITR .....	9
Number of donors contributing above Rs. 20,000 to political parties .....	10
Amount of donations to national parties from all over India .....	10
Top three donors to national parties.....	11
Top ten donors to national political parties between FY 2004-05 and 2011-12 .....	11
Disclaimer .....	27
Contact Details .....	29

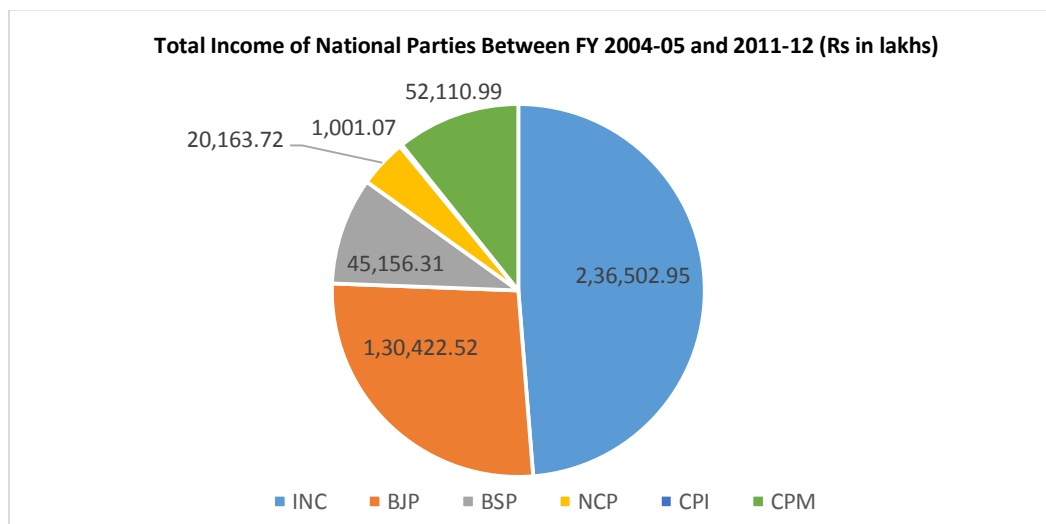
## Executive Summary

This report, prepared by **Association for Democratic Reforms (ADR)** and **National Election Watch (NEW)**, focuses on the income and expenditure of national political parties of India. The national parties include Indian National Congress (**INC**), Bharatiya Janata Party (**BJP**), Bahujan Samaj Party (**BSP**), Nationalist Congress Party (**NCP**), Communist Party of India (**CPI**) and Communist Party of India (Marxist) (**CPM**).

The **executive summary** below lists the key observations that were drawn from the report:

### I. Total income of political parties from all over India:

- The total income of political parties is calculated from their IT returns filed every year to the Income Tax Department.
- The total income of national parties between FY 2004-05 and 2011-12 is Rs. 4899.46 crores. INC** has the highest total income of Rs. 2365.02 crores between FY 2004-05 and 2011-12, followed by **BJP** with Rs. 1304.22 crores. **BSP** has a total income of Rs. 497.44 crores, **NCP** has a declared total income of Rs. 201.63 crores, **CPI** has Rs. 10.01 crores and **CPM** has a total income of Rs. 521.10 crores between FY 2004-05 and 2011-12.



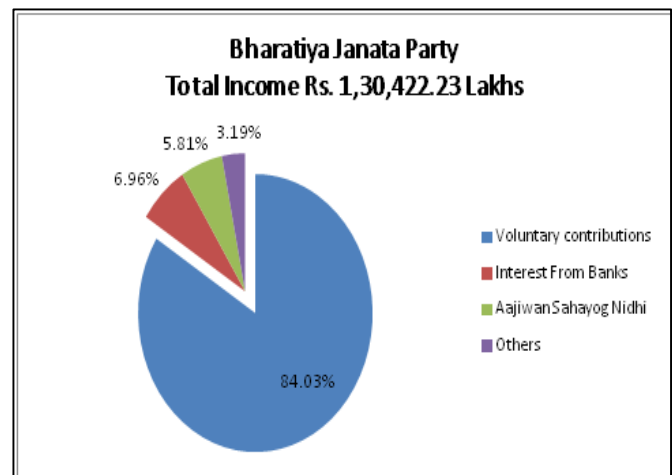
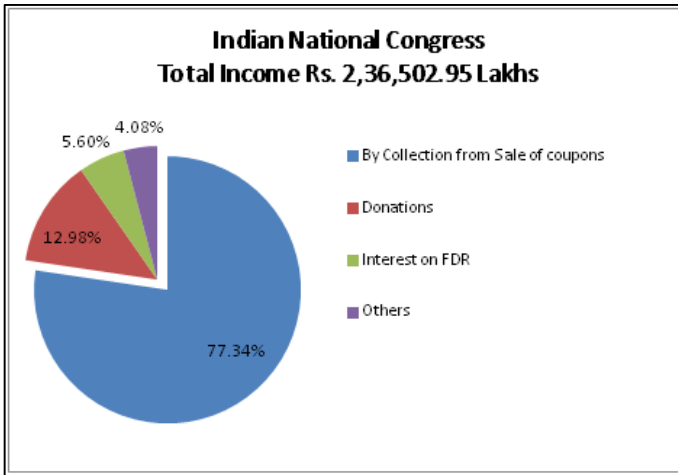
Graph: Total income of national political parties [FY 2004-05 to 2011-12]

### II. Share of donations from total income of political parties (as per ITR):

- Among the national parties, **BJP** received a total of **Rs. 1095.98 crores** as donations or voluntary contributions, which forms 84.03% of its income. **INC** declared **Rs. 306.95 crores** (12.98% of its income) as donations between FY 2004-05 and 2011-12.

### III. Top three sources of income:

- There is no standard format in which political parties list their sources of income.
- INC** which has the highest total income among all political parties (Rs. 2365.02 crores), lists 77.34% of its income (Rs. 1829.02 crores) from sale of coupons. **BJP** with a total income of Rs. 1304.22 crores, declares its topmost source of income to be voluntary contributions (Rs. 1095.98 crores, 84.03% of its total income).



#### IV. Top three items of expenditure:

- Political parties have varied expenses, including election expenses, publicity and advertisement.
- INC, BJP and NCP** spent the largest part of their income on **election expenses, publicity and advertisement** between FY 2004-05 and 2011-12. **INC** spent **57.28%** of its total income (Rs. 1168.71 crores) on election expenses, **BJP** spent **42.55%** of its income (Rs. 428.53 crores) on advertising and publicity, and **NCP** spent a total of **51.54%** of its income (Rs. 99.90 crores) on election expenses between FY 2004-05 and 2011-12.
- The topmost expenditure made by **BSP** was for the purchase of immovable assets which was **60.24%** of its total income (Rs. 165.22 crores) between FY 2004-05 and 2011-12.

#### V. Foreign funds to political parties:

- The **Foreign Contributions (Regulation) Act (FCRA), 1976**, prohibits political parties from accepting contributions from foreign companies or companies in India controlled by foreign companies.
- INC** and **BJP** are the only two political parties which have received foreign funding, i.e. funding from foreign sources. **INC** received a total of **Rs. 9.83 crores** and **BJP** received a total of **Rs. 19.42 crores** between FY 2003-04 and 2011-12.
- Vedanta group is the top donor to both the parties with its subsidiary, Sterlite Industries** donating Rs 6 crores followed by Sesa Goa Ltd donating Rs 2.78 crores to INC, while the Public and Political Awareness Trust donated Rs 14.50 crores to BJP followed by Vedanta The Madras Aluminium Co. Ltd donating Rs 3.50 crores between FY 2003-04 and 2011-12

## Recommendations by ADR

- The Supreme Court gave a judgment on September 13, 2013 declaring that no part of a candidate's affidavit should be left blank. Similarly, **no part of the Form 24A submitted by political parties providing details of donations above Rs 20,000 should be blank.**
- Full details of all **donors should be made available for public scrutiny under the RTI.** Some countries where this is done include Bhutan, Nepal, Germany, France, Italy, Brazil, Bulgaria, the US and Japan. In none of these countries is it possible for 75% of the source of funds to be unknown, but at present it is so in India.
- Details of donors who make **donations to the Electoral Trusts should be available in the public domain** for increasing transparency in funding of political parties
- According to the Finance Bill introduced in 2009, 95% of the income of Electoral Trusts should be donated to political parties. Details of **donations made by the electoral trusts to political parties has to be verified against the Income Tax Returns** submitted by the electoral trusts so as to determine whether 95% of the Trusts' income has been donated
- Political parties are not permitted to **accept contributions from foreign companies or companies controlled in India by foreign companies** but a total of Rs 29.26 crores was accepted by INC and BJP together between FY 2003-04 and 2011-12. ADR has filed a petition in the Delhi High Court to take action against the two largest national parties, INC and BJP.
- Any party which does not submit its donation statement to the ECI on or before 31st Oct **should be heavily penalized** and its income should not be tax-exempted. Strict action must also be taken against parties which do not file their IT returns.
- **The National and other political parties must therefore provide all information under the Right to Information Act.** This will only strengthen political parties, elections and democracy.

## Income, Expenditure and Donations of National Parties of India – An All India report (Between FY 2004-05 and 2011-12)

Political parties represent citizens of the country at various levels of the government, voice people's demands and needs in the administrative sphere, and therefore serve as the link between citizens and the government.

Political parties rely heavily on donations for fighting elections and running their daily affairs. They receive huge sums of money in the form of donations and contributions from corporate, trusts and individuals. Section 29C of the Representation of People Act, 1951 says that political parties are required to submit contribution details received in excess of Rs 20,000 from any person or a company. Named contributions seem to be very small i.e. single contributions above Rs 20,000 seem to be very few in numbers for all the parties.

In addition to this, the coupon system has been adopted by political parties for collecting funds by issuing of coupons in lieu of receipts to donors for cash contributions. Moreover, these are cash donations and it becomes all the more difficult to establish the identity of the donor. This implies that a lot of cash donations received remain unaccounted for in the books of accounts as only those amounts would be recorded for which a receipt has been issued.

Thus, it becomes all the more important to have a strict regulatory mechanism wherein political parties have to report the correct quantum and the source of donations received. Association for Democratic Reforms (ADR) had obtained copies of the IT Returns and Assessment Orders of various political parties through the filing of RTI applications.

### **Total income of National Parties [FY 2004-05 to FY 2011-12]**

The parties analysed include **all of the six national political parties of India**. The following observations were made:

- The total income of political parties is calculated from their IT returns filed every year to the Income Tax Department.
- The income of national political parties shows an almost steady growth between FY 04-05 and FY 11-12.
- **The total income of national parties between FY 2004-05 and 2011-12 is Rs. 4899.46 crores.** Among national parties, **INC** has the highest total income of **Rs. 2365.02** crores between FY 2004-05 and 2011-12, followed by **BJP** with **Rs. 1304.22** crores. **BSP** has a total income of **Rs. 497.44** crores, **NCP** has a declared total income of **Rs. 201.63** crores, **CPI** has **Rs. 10.01** crores and **CPM** has a total income of **Rs. 521.10** crores between FY 2004-05 and 2011-12.
- RTIs have been filed by ADR to obtain the IT returns of some of the national parties for the FY 2012-13, responses for which are awaited.

Party	FY 2004-05, 2005-06, 2006-07, 2007-08, 2008-09, 2009-10, 2010-11 & 2011-12 (combined) Rs in lakhs								
	FY 2004-2005	FY 2005-2006	FY 2006-2007	FY 2007-2008	FY 2008-2009	FY 2009-2010	FY 2010-2011	FY 2011-2012	Total Income
Indian National Congress (INC)	22,207.5	12,493.0	16,937.1	22,082.7	49,687.6	46,757.9	30,708.9	35,628.4	<b>2,36,502.95</b>
Bharatiya Janata Party (BJP)	10,412.3	3,833.2	8,248.6	12,379.1	22,002.2	25,800.8	16,800.9	30,945.6	<b>1,30,422.52</b>
Bahujan Samaj Party (BSP)	518.9	1,173.7	4,588.7	7,092.4	18,202.3	5,697.6	11,570.3	901.1	<b>49,744.98</b>
Nationalist Congress Party (NCP)	1,209.9	737.1	1,579.4	1,738.7	4,001.2	4,484.8	2,330.6	4,082.0	<b>20,163.72</b>
Communist Party of India (CPI)	65.6	122.7	74.8	124.1	116.5	129.4	212.2	155.7	<b>1,001.07</b>
Communist Party of India (Marxist) (CPM)	3,987.8	4,159.8	6,340.2	5,970.0	6,283.4	7,328.2	7,657.0	10,384.7	<b>52,110.99</b>
<b>Total Income (Rs in lakhs)</b>	<b>38,401.93</b>	<b>22,519.44</b>	<b>37,768.77</b>	<b>49,386.88</b>	<b>1,00,293.16</b>	<b>90,198.54</b>	<b>69,279.95</b>	<b>82,097.56</b>	<b>4,89,946.23</b>

Table: Total income declared by national political parties in their ITR [FY 2004-05 to 2011-12]

### Share of donations from total income of national parties [FY 2004-05 to 2011-12]

Political parties declare their income from various sources such as sale of coupons, donations, voluntary contributions etc. in their IT returns. Donations or voluntary contributions by individuals and organizations to political parties form a major source of their income. Tabulated below is the share of donations from total income of political parties between FY 2004-05 and 2011-12. Some notable observations include:

- Among the national parties, **BJP** has the highest share of donations of its total income. Between 2004-05 and 2011-12, it received a total of Rs. 1095.98 crores as donations which forms **84.03%** of its income, as declared in its IT returns.
- **INC** received only Rs. 306.95 crores as donations between FY 2004-05 and 2011-12, a mere **12.98%** of its income.
- Income of **BSP** from voluntary contributions is Rs. 307.31 crores, which is **68.05%** of its income. **BSP** is the only national party which claims that all the voluntary contributions it receives are below Rs. 20,000.

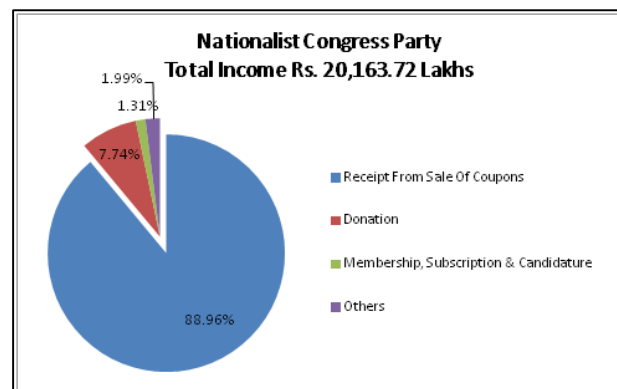
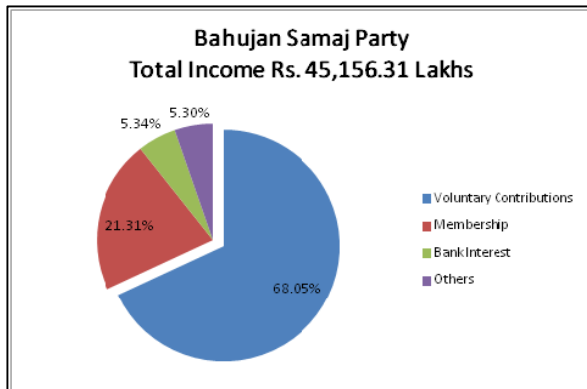
Party	FY 2004-05 to 2011-12		
	Total Income (Rs. In Lakhs) (A)	Total Donations / Voluntary Contributions as per ITR (Rs. In Lakhs) (B)	% Share of Donations from Total Income (=B/A*100)
Indian National Congress (INC)	<b>2,36,502.95</b>	30,695.39	12.98%
Bharatiya Janata Party (BJP)	<b>1,30,422.52</b>	1,09,598.57	84.03%
Bahujan Samaj Party (BSP)	<b>45,156.31</b>	30,731.00	68.05%
Nationalist Congress Party (NCP)	<b>20,163.72</b>	1,560.59	7.74%
Communist Party of India (CPI)	<b>1,001.07</b>	525.52	52.50%
Communist Party of India (Marxist) (CPM)	<b>52,110.99</b>	22,795.66	43.74%

Table: Share of donations from total income of national political parties [FY 2004-05 to 2011-12]

## Top three sources of income of national parties as declared in ITR [FY 2004-05 to 2011-12]

Political parties have a wide network of offices, and a diverse membership throughout the region that they operate in. All political parties cite various sources of income, of which the top three for every party have been tabulated below. Notable observations include:

- It is noticeable that there is **no standardization** for declaring sources of income by political parties, and thus no consistency in the method of declaration of funds received by political parties.
- INC** declares that **77.34% of its total income** (Rs. 1829.02 crores) is from sale of coupons, while **BJP** received **84.03% of its income** (Rs. 1095.98 crores) from voluntary contributions between FY 2004-05 and 2011-12.



Party	Total Income	FY 2004-05 to 2011-12		% Share of Source from Total Income
		Top 3 Sources of Income	Amount (Rs. In Lakhs)	
Indian National Congress (INC)	Rs 2,36,502.95 lakhs	By collection from sale of coupons	1,82,902.09	77.34%
		Donations	30,695.39	12.98%
		Interest on FDR	13,253.31	5.60%
Bharatiya Janata Party (BJP)	Rs 1,30,422.23 lakhs	Voluntary contributions	1,09,598.57	84.03%
		Interest from banks	9,082.15	6.96%
		Aajiwan Sahayog Nidhi	7,580.66	5.81%
Bahujan Samaj Party (BSP)	Rs 45,156.31 lakhs	Voluntary contributions	30,731.00	68.05%
		Membership	9,621.80	21.31%
		Bank interest	2,409.84	5.34%
Nationalist Congress Party (NCP)	Rs 20,163.72 lakhs	Receipt from sale of coupons	17,937.54	88.96%
		Donation	1,560.59	7.74%
		Membership, subscription & candidature	264.73	1.31%
Communist Party of India (CPI)	Rs 1,001.07 lakhs	Party fund, education fund, donation	525.52	52.50%
		By interest received	207.65	20.74%
		Membership fee	137.47	13.73%
Communist Party of India (Marxist) (CPM)	Rs 52,110.99 lakhs	Voluntary contributions	22,795.66	43.74%
		Levy	19,862.86	38.12%
		Election fund	4,834.75	9.28%

Table: Top three sources of income for national political parties [FY 2004-05 to 2011-12]



### Top three items of expenditure of national parties as declared in ITR [FY 2004-05 to 2011-12]

Political parties have varied expenses, as declared in their IT returns. The most notable points from this analysis are as follows:

- **INC, BJP and NCP** spent the largest part of their income on **election expenses, publicity and advertisement** between FY 2004-05 and 2011-12. **INC** spent **57.28%** of its total income (Rs. 1168.71 crores) on election expenses, **BJP** spent **42.55%** of its income (Rs. 428.53 crores) on advertising and publicity, and **NCP** spent a total of **51.54%** of its income (Rs. 99.90 crores) on election expenses between FY 2004-05 and 2011-12.
- The topmost expenditure made by **BSP** between FY 2004-05 and 2011-12 is for the purchase of immovable assets. **BSP** spent **60.24%** of its total income, Rs. 165.22 crores, on the same between FY 2004-05 and 2011-12.

Party	Total Expenditure	FY 2004-05 to 2011-12		% Share of Expenditure from Total Expenditure
		Top 3 Items of Expenditure	Amount (Rs. in Lakhs)	
Indian National Congress ( <b>INC</b> )	Rs 2,04,030.31 lakhs	Election expenses	1,16,871.45	57.28%
		Aid to other expenses	17,846.79	8.75%
		Travelling & lodging	15,276.98	7.49%
Bharatiya Janata Party ( <b>BJP</b> )	Rs 1,00,709.25 lakhs	Advertising & publicity	42,853.38	42.55%
		Travelling	24,852.71	24.68%
		Meeting	13,287.04	13.19%
Bahujan Samaj Party ( <b>BSP</b> )	Rs 27,429.54 lakhs	Purchases of immovable assets	16,522.75	60.24%
		Publicity expenses	3,706.60	13.51%
		Tours and travels	1,609.47	5.87%
Nationalist Congress Party ( <b>NCP</b> )	Rs 19,384.40 lakhs	Election expenses	9,990.28	51.54%
		Publicity expenses	3,987.92	20.57%
		Tour & travelling expenses	1419.69	7.32%
Communist Party of India ( <b>CPI</b> )	Rs 745.98 lakhs	Election & publicity	191.78	25.71%
		Salaries & allowances	164.76	22.09%
		Travelling & conveyance	63.96	8.57%
Communist Party of India (Marxist) ( <b>CPM</b> )	Rs 36,379.76 lakhs	Salaries & allowances	7,945.41	21.84%
		Relief & donation	5,885.89	16.18%
		Meeting & conference	729.30	2.00%

Table: Top three items of expenditure for national political parties [FY 2004-05 to 2011-12]

## **Number of donors contributing above Rs. 20,000 to political parties from all over India**

The number of named donors to national parties from all over India (i.e. contributors who made donations above Rs. 20,000 which is to be mandatorily declared) is remarkably low across all parties. The tables below show the number of contributors who have made donations above Rs. 20,000 between FY 2004-05 and 2011-12.

[If a donor has made multiple contributions in any one financial year, each contribution has been individually counted. Hence if a donor has donated twice, the number of contributors would be counted as 2.]

Party	Number of contributors who donated above Rs 20,000 from all over India							
	2004-05	2005-06	2006-07	2007-08	2008-09	2009-10	2010-11	2011-12
INC	163	351	102	104	143	226	417	342
BJP	308	119	107	197	181	279	502	1104
CPI	13	33	22	27	20	32	49	37
CPM	18	6	10	35	14	23	69	82
NCP	Not submitted to ECI	Not submitted to ECI	Not submitted to ECI	4	9	12	9	8

**Table: Number of donors from all over India contributing above Rs. 20,000 to national political parties [FY 2004-05 to 2011-12]**

## **Amount of donations to national parties from all over India [FY 2004-05 to 2011-12]**

Tabulated below are the annual donations above Rs. 20,000 received by national parties from all over India between FY 2004-05 and 2011-12. The following observations were made:

- The total amount received by national political parties from donors between FY 2004-05 and 2011-12 is **Rs. 435.87 crores**. The maximum donations received were during FY 2009-10
- Among the national parties, **BJP** received the highest amount of donations from all over India. Between FY 2004-05 and 2011-12, BJP received a total of **Rs. 226.45 crores** while **INC** received a total of **Rs 187.55 crores**

Party	Financial Year								Grand Total (Rs)
	2004-2005	2005-2006	2006-2007	2007-2008	2008-2009	2009-2010	2010-2011	2011-2012	
INC	32,05,55,643	5,92,12,492	12,12,73,513	7,88,73,451	27,90,18,460	84,05,21,238	8,02,05,884	9,59,10,664	<b>1,87,55,71,345</b>
BJP	33,95,21,289	3,61,56,111	2,95,50,672	24,96,23,653	30,60,57,231	82,32,20,133	14,62,53,279	33,41,94,113	<b>2,26,45,76,481</b>
CPI	6,30,000	39,88,690	12,29,400	41,25,800	25,85,000	86,67,852	1,08,11,465	59,82,675	<b>3,80,20,882</b>
CPM	8,96,355	5,50,000	11,24,719	72,26,116	41,55,000	39,62,049	1,53,57,072	2,38,38,657	<b>5,71,09,968</b>
NCP	Not submitted to ECI	Not submitted to ECI	Not submitted to ECI	1,02,25,000	5,60,91,000	3,03,00,000	13,55,000	2,55,00,000	<b>12,34,71,000</b>
<b>Grand Total (Rs)</b>	<b>66,16,03,287</b>	<b>9,99,07,293</b>	<b>15,31,78,304</b>	<b>35,00,74,020</b>	<b>64,79,06,691</b>	<b>1,70,66,71,272</b>	<b>25,39,82,700</b>	<b>48,54,26,109</b>	<b>4,35,87,49,676</b>

**Table: Amount of donations above Rs. 20,000 received by national parties from all over India between FY 2004-05 and 2011-12**

### Top three donors to national parties [FY 2004-05 to 2011-12]

- **General Electoral Trust** is the foremost donor to **INC and BJP**, contributing **Rs. 36.41 crores** and Rs 26.57 crores respectively between FY 2004-05 and 2011-12.
- **Torrent Power** is the second highest donor to both **INC and BJP** contributing Rs 11.85 crores and Rs 13 crores respectively between FY 2004-05 and 2011-12.
- BSP has declared in its statement to the Election Commission that the party never received any donation above Rs 20,000 from donors all over India between FY 2004-05 and 2011-12

Party	Top Donors	Amount (Rs in crores)
<b>INC</b>	General Electoral Trust	<b>36.41 crores</b>
	Torrent Power Ltd	<b>11.85 crores</b>
	Bharti Electoral Trust	<b>11.00 crores</b>
<b>BJP</b>	General Electoral Trust	<b>26.57 crores</b>
	Torrent Power Ltd	<b>13.00 crores</b>
	Asianet V Holding Pvt Ltd	<b>10.00 crores</b>
<b>BSP</b>	<b>Party has declared that it received no donations above Rs 20,000 between FY 2004-05 and 2011-12</b>	
<b>NCP</b>	Videocon Industries Ltd	<b>2.00 crores</b>
	Ambuja Cement	<b>1 crore</b>
	Torrent Power	<b>1 crore</b>
<b>CPI</b>	State party election fund and membership	<b>0.99 crores</b>
	A.B.Bardhan (through collected)	<b>0.82 crores</b>
	Aziz Pasha (through collection)	<b>0.30 crores</b>
<b>CPM</b>	SEW Infrastructure Ltd	<b>0.25 crores</b>
	T.K.Rangarajan (MP)	<b>0.13 crores</b>
	P.Rajiv (MP)	<b>0.13 crores</b>

Table: Top three donors to national parties from all over India [FY 2004-05 to 2011-12]

### Top ten donors to national political parties between FY 2004-05 and 2011-12

Tables below list the complete details of top 10 donors from all over India who have made the maximum contribution to the national parties between FY 2004-05 and 2011-12. Bahujan Samaj Party is not included in this annexure, because their donations report declares no donors contributing over Rs. 20,000.

#### Indian National Congress:

Details of Top 10 Named Contributors Donating above Rs 20,000 to INC between FY 2004-05 & 2011-12 from all over India						
S. No	Name	Complete Address of the Contributing Person / Company	Total Donation (In Rs.)	Amount of Contribution (In Rs.)	Mode of Contributions (Cheque / DD / Cash)	Financial Year
1	General Electoral Trust	159 churchgate reclamation industry house Mumbai-20	<b>36,41,00,000 (Rs 36.41 crores)</b>	100,000,000	Ch.no. 092942.dt-13.05.2004UCO bank church gate branch Mumbai	2004-2005
		B-4, Aditya Birla Centre, S.K Akhile Worli, Mumbai-400025		100,000,000	Cheque No 100141 Dtd. 09.05.2006HDFC Bank Aditya Birla Centre Woli,Mumbai-25	2006-2007

**Details of Top 10 Named Contributors Donating above Rs 20,000 to INC between FY 2004-05 & 2011-12 from all over India**

S. No	Name	Complete Address of the Contributing Person / Company	Total Donation (In Rs.)	Amount of Contribution (In Rs.)	Mode of Contributions (Cheque / DD / Cash)	Financial Year
		B-4, Aditya Birla Center S.K. Ahire Marg Worli, Mumbai-400030		100,000,000	Ch.No.102752/Dtd.01.04.2 009HDFC Bank, Mumbai	2009-2010
		B-4, Aditya Birla Center Worli, Mumbai-400030		25,000,000	By ChequeHDFC Bank Ltd. Worli Mumbai	2009-2010
		159 churchgate reclamation industry house Mumbai-20		10,000,000	Ch.no. 359344 To 359355UCO bank New Delhi	2004-2005
		B-4, Aditya Birla Centre S.K. Ahire Marg, Worli Mumbai		10,000,000	Ch.No.101926/dtd.23-12- 2008, H.D.F.C. Bank, A.B Centre, S.K.Ahira Marg Worli, Mumbai	2008-2009
		B-4, Aditya Birla Center S.K. Ahire Marg Worli, Mumbai-400030		10,000,000	Ch.No.428407/Dtd.13.04.2 009Punjab National Bank, New Delhi	2009-2010
		B-4Aditya Birla centre S.k.Ahira Marg		2,500,000	chq.no 101230HDFC Bank LTD.	2007-2008
		B-4, Aditya Birla Center S.K. Ahire Marg Worli, Mumbai-400030		2,500,000	Ch. No.101887.Dated-02- 04-2009HDFC Bank Ltd. Worli Mumbai	2009-2010
		B-4, Aditya Birla Center, Worli Mumbai-400030		2,000,000	Ch.No. 103170/Dated. 24.11.2009HDFC Bank Ltd. Aditya Birla Center, Worli Mumbai-400030	2009-2010
		159 churchgate reclamation industry house Mumbai-20		1,000,000	DD.no. UCO bank Bhopal	2004-2005
		159 churchgate reclamation industry house Mumbai-20		900,000	ch.no. 359237.dt- 15.04.2004UCO bank Mumbai	2004-2005
		159 churchgate reclamation industry house Mumbai-20		200,000	ch.no. 359238,dt- 15.04.2004UCO Bank Mumbai	2004-2005
2	Torrent Power Limited	<b>Address not given</b>	<b>11,85,00,000 (Rs 11.85 crores)</b>	25,000,000	Ch.No.698441/23-03-2009 HDFC Bank Ltd. HDFC House Ahmedabad	2008-2009
		Torrent House, Off Ashram Road, Ahmedabad-380009		25,000,000	Ch.No.698478/Dtd.03.04.2 009HDFC Bank, Ahmedabad, Gujrat-380009	2009-2010
		Torrent House, Office Ashram Road Ahmedabad		500,000	Ch. No 700731, Dated 28- 07-2010HDFC Bank Ltd. Navrangpura Branch Ahmedabad	2010-2011
		Torrent House Ashram road Ahmdbd.Guj.		10,000,000	Ch.no696877HDFC Bank LTD.	2007-2008
		Torrent House Ashram road Ahmdbd.Guj		10,000,000	chq.no696955HDFC Bank LTD.	2007-2008
		Torrent House off Ashram Road Ahmedabad		10,000,000	Ch. No.698481.Dated-06- 04-2009HDFC Bank Ltd. Navrangpura Branch Ahmedabad	2009-2010
		Torrent House off Ashram Road Ahmedabad		10,000,000	Ch. No.698552.Dated-27- 04-2009HDFC Bank Ltd. Navrangpura Branch Ahmedabad	2009-2010
		Torrent House, Office Ashram Road Ahmedabad		10,000,000	Ch. No 700915, Date 28-09- 2010HDFC Bank Ltd.	2010-2011

Details of Top 10 Named Contributors Donating above Rs 20,000 to INC between FY 2004-05 & 2011-12 from all over India						
S. No	Name	Complete Address of the Contributing Person / Company	Total Donation (In Rs.)	Amount of Contribution (In Rs.)	Mode of Contributions (Cheque / DD / Cash)	Financial Year
					Navrangpura Branch Ahmedabad	
		Torrent House, Office Ashram Road Ahmedabad		10,000,000	Ch. No 700942, Dated 07-10-2010 HDFC Bank Ltd. Navrangpura Branch Ahmedabad	2010-2011
		Torrent House off Ashram Road Ahmedabad		3,000,000	Ch. No. 699023. Dated-01-09-2009 HDFC Bank Ltd. Navrangpura Branch Ahmedabad	2009-2010
		Torrent House off Ashram Road Ahmedabad		500,000	Ch. No. 699713. Dated-12-10-2009 HDFC Bank Ltd. Navrangpura Branch Ahmedabad	2009-2010
		Torrent House, Office Ashram Road Ahmedabad		2,500,000	Ch. No 701428, Dated 09-02-2011 HDFC Bank Ltd. Navrangpura Branch Ahmedabad	2010-2011
		Torrent House off Ashram Road Ahmedabad		2,000,000	Ch. No. 699587. Dated-15-02-2009 HDFC Bank Ltd. Navrangpura Branch Ahmedabad	2009-2010
3	Bharti Electoral Trust	Address not given	11,00,00,000 (Rs 11 crores)	100,000,000	Ch.No.008482/dtd.12-03-2009 Ch.No.008491/dtd.27-03-2009 HDFC Bank Ltd. G-3/4, Suryakiran 19,K.G.Marg, New	2008-2009
		H-5/12, Qutab Ambience, Mehrauli Road, New Delhi-110030		10,000,000	Ch.No.008478, Dtd.18-11-2008, HDFC Bank G-3/4, Suryakiran, K.G.Marg, New	2008-2009
4	Electoral Trust	Registration No.E-16518 52, Mittal Tower A Wing, Nariman Point Mumbai-400021	9,96,83,194 (Rs 9.96 crores)	29,977,612	Ch.No.107092/Dtd.20.05.2009	2009-2010
		52 Mittal tower A-wing nariman point Mumbai-21		26,785,406	Ch.no. 107056, dt-10.06.2004 ICICI Bank Ltd new Delhi	2004-2005
		52 Mittal tower A-wing nariman point Mumbai-21		16,484,507	Ch.no. 107052, dt-10.06.2004 ICICI Bank Ltd new Delhi	2004-2005
		Registration No.E-16518 52, Mittal Tower A Wing, Nariman Point Mumbai-400021		16,231,343	Ch. No.107076/Dtd.25.04.2009 ICICI Bank Limited, Mumbai Fort Branch Navasari Building, 240 D.N. Road, For Mumbai-400001	2009-2010
		Registration No.E-16518 52, Mittal Tower A Wing, Nariman Point Mumbai-400021		5,377,292	Ch.No.107083/Dtd.29.04.2009	2009-2010
		Registration No.E-16518 52, Mittal Tower A Wing, Nariman Point Mumbai-400021		3,339,894	Ch.No.107088/Dtd.13.05.2009	2009-2010
		Registration No.E-16518 52, Mittal Tower A Wing,		1,487,140	Ch.No.107098/Dtd.04.06.2009	2009-2010

Details of Top 10 Named Contributors Donating above Rs 20,000 to INC between FY 2004-05 & 2011-12 from all over India						
S. No	Name	Complete Address of the Contributing Person / Company	Total Donation (In Rs.)	Amount of Contribution (In Rs.)	Mode of Contributions (Cheque / DD / Cash)	Financial Year
		Nariman Point Mumbai-400021				
5	Sterlite Industries (India) Ltd.	Dhanraj mahal 5th floor csm road apollo bunder Mumbai-39	<b>6,00,00,000 (Rs 6 crores)</b>	10,000,000	Ch.no. 486677,dt-27.01.2005HDFC Bank Ltd silvasa	2004-2005
		Business Square,C -Wing 2nd Floor, Andheri-Kurla Road Chakala, Andheri (East) Mumbai-400093		50,000,000	Ch.No.091394/Dtd.02.04.2009ICICI Bank, Mumbai	2009-2010
6	Infrastructure Development & Consultant (I) (P) Ltd.	Mumbai	<b>5,50,00,000 (Rs 5.50 crores)</b>	35,000,000	Ch. No.726638/dated 31.08.2009State Bank of Inida Government Colony, Bandra East Mumabi	2009-2010
		Mumbai		20,000,000	Ch. No.726719/dated 04.09.2009State Bank of Inida Government Colony, Bandra East Mumabi	2009-2010
7	ITC Limited	Virginia house 37 j.l. nehru road kolkatta-71	<b>4,95,00,000 (Rs 4.95 crores)</b>	9,050,000	Ch.no. 427311,dt-27.05.2004HDFC bank ltd kolkata	2004-2005
		Virginia house 37 j.l. nehru road kolkatta-71		5,450,000	ch.no. 427010,dt-26.04.2004HDFC Bank Ltd kolkata	2004-2005
		Virginia House,37,J.L.Nehru Road, Kolkata-700071.		5,000,000	Cheque No.912696. Dated 24.10.2008. HDFC Bank Ltd.	2008-2009
		Thapar House, 2nd Floor 124- Janpath, New Delhi		5,000,000	CH No.-998775/ Dated-01-04-2010ABN- AMRO Bank, N.V.Azimganj House, 7- Cama Street, Kolkata	2010-2011
		Virginia House, 37, J.L. Nehru Road, Kolkata-700071		25,000,000	Ch.No.880767/Dtd.03.04.2009The Hongkong and Shanghai Banking Corporation Ltd. Kolkata	2009-2010
8	Videocon Industries Limited	4th Floor, Videocon House, B/H, Vraj House Swastic Cross Road, Off. C.G. Road, Navrangpura, Ahmedabad-09	<b>4,25,00,000 (Rs 4.25 crores)</b>	2,500,000	Ch. No.029524.Dated-08-03-2010Bank of India, Baruch Branch, Bharuch	2009-2010
		Videocon Tower E-1JHndewalan Ex.N.Delhi		20,000,000	chq.no 496731The Bank of Rajsthan td.	2007-2008
		Videocon Towers Block E-1,Jhandewalan Extension,New Delhi		5,000,000	Cheque No.550415,Dated 20.10.2005Bank of Rajasthan Ltd,New Delhi	2005-2006
		Videocon Towers Block E-1,Jhandewalan Extension,New Delhi		5,000,000	Cheque No.550416,Dated 20.10.2005Bank of Rajasthan Ltd,New Delhi	2005-2006
		Videocon Towers Block E-1,Jhandewalan Extension,New Delhi		5,000,000	Cheque No.550417,Dated 20.10.2005Bank of Rajasthan Ltd,New Delhi	2005-2006
		Videocon Towers Block E-1,Jhandewalan Extension,New Delhi		5,000,000	Cheque No.550418,Dated 20.10.2005Bank of Rajasthan Ltd,New Delhi	2005-2006
9	Larsen & Toubro Ltd.	L & T House Narottam Morarji Marg Mumbai-400001	<b>3,25,00,000 (Rs 3.25 crores)</b>	22,500,000	Ch.No.016818/Dtd.30.03.2009Standard Chartered Bank, Narain Manzil, 23, Barakhamba Road, New Delhi-110001	2009-2010

Details of Top 10 Named Contributors Donating above Rs 20,000 to INC between FY 2004-05 & 2011-12 from all over India						
S. No	Name	Complete Address of the Contributing Person / Company	Total Donation (In Rs.)	Amount of Contribution (In Rs.)	Mode of Contributions (Cheque / DD / Cash)	Financial Year
		Gulab bhawan 6 bahadur shah zafar marg P.O. box 7025 new Delhi		10,000,000	Ch.no. 907887,dt-05.05.2004Standard & chartered bank new Delhi	2004-2005
10	Rohan Promoters & Developers	Pradeep Chambers 813, B.I. Road, Pune-411004	<b>3,00,00,000 (Rs 3 crores)</b>	30,000,000	Demand DraftJanata Sahakari Bank Ltd. Fort, Mumbai	2009-2010

Table: Top 10 named contributors donating above Rs 20,000 to INC between FY 2004-05 & 2011-12 from all over India

**Bharatiya Janata Party:**

Details of Top 10 Named Contributors Donating above Rs 20,000 to BJP between FY 2004-05 & 2011-12 from all over India						
S.No	Name	Complete Address of the Contributing Person / Company	Total Donation (In Rs.)	Amount of Contribution (In Rs.)	Mode of Contributions (Cheque / DD / Cash)	Financial Year
1	GENERAL ELECTORAL TRUST	B-4 Aditya Center s.k.Ahire marg Worli Mumbai -30	<b>26,57,00,000 (Rs 26.57 crores)</b>	50,000,000	101263 HDFC Bank	2007-2008
		B-4 ADITYA CENTRE S K AHDRE MARG WORLI MUMBAI- 400030		50,000,000	102755HDFC BANK	2009-2010
		Aditya Birla Centre S K Ahire Worli Mumbai		50,000,000	102753HDFC Bank	2009-2010
		B-4 ADITYA CENTRE S K AHDRE MARG WORLI MUMBAI- 400030		25,000,000	102275HDFC BANK	2009-2010
		Address not given		10,000,000	Cheque No 101917 Date 19.12.2008 City Bank, Bhopal	2008-2009
		Address not given		10,000,000	101851HDFC BANK	2009-2010
		Address not given		10,000,000	101852HDFC BANK	2009-2010
		B-4 ADITYA CENTRE S K AHDRE MARG WORLI MUMBAI		10,000,000	101930HDFC Bank	2009-2010
				10,000,000	428406PNB	2009-2010
		B-4 Aditya Center s.k.Ahire marg Worli Mumbai -30		5,100,000	101229,HDFC BANK	2007-2008
		B-4, Aditya Bida Centre, S.K. Ahire, Worli Mumbai 400 030		<b>5,000,000</b>	<b>428412 PNB, Nehru Place, ND.</b>	<b>2011-2012</b>
		159, Churchgate Reclamation Industry House Mumbai – 20		4,500,000	359371-375 UCO Bank New Delhi	2004-2005
		159, Churchgate Reclamation Industry House Mumbai – 20		4,500,000	359366-370 UCO Bank. New Delhi	2004-2005
		159, Churchgate Reclamation Industry House Mumbai – 20		4,500,000	359361-365 UCO Bank. New Delhi	2004-2005
		159, Churchgate Reclamation Industry House Mumbai – 20		4,500,000	359356-360 UCO Bank New Delhi	2004-2005
		159, Churchgate Reclamation Industry House Mumbai – 20		2,000,000	359377-379 UCO Bank New Delhi	2004-2005
		159, churchgate reclamation industry house Mumbai		900,000	Ch.no. 359234, UCO bank Mumbai	2004-2005
		159,churchgate reclamation industry house Mumbai		900,000	ch.no. 359235, UCO bank Mumbai	2004-2005



Details of Top 10 Named Contributors Donating above Rs 20,000 to BJP between FY 2004-05 & 2011-12 from all over India						
S.No	Name	Complete Address of the Contributing Person / Company	Total Donation (In Rs.)	Amount of Contribution (In Rs.)	Mode of Contributions (Cheque / DD / Cash)	Financial Year
		159, Churchgate reclamation industry house Mumbai-400020		500,000	Ch.no 359316 UCO bank Bangalore branch	2004-2005
		159-Church Gate. Mumbai-400020		500,000	Draft 360613	2005-2006
		159-Church Gate. Mumbai-400021		500,000	Draft 360664	2005-2006
		159-Church Gate. Mumbai-400022		500,000	Draft 360614	2005-2006
		159-Church Gate. Mumbai-400023		500,000	Draft 360758	2005-2006
		159-Church Gate. Mumbai-400024		500,000	Draft 360592	2005-2006
		159-Church Gate. Mumbai-400025		500,000	Draft 360615	2005-2006
		159-Church Gate. Mumbai-400026		500,000	Draft 360593	2005-2006
		159, Church Gate Reclamation Industry House Mumbai-400020		500,000	102789HDFC BANK	2009-2010
		159, Church Gate Reclamation Industry House Mumbai-400020		500,000	102791HDFC BANK	2009-2010
		159, church gate reclamation industry house Mumbai 400020		500,000	Ch.no.360613 UCO Bank Ranchi	2004-2005
		159, church gate reclamation industry house Mumbai 400020		500,000	Ch.no.360664 UCO bank Ranchi	2004-2005
		159, church gate reclamation industry house Mumbai 400020		500,000	Ch.no 360614 UCO bank Ranchi	2004-2005
		159, church gate reclamation industry house Mumbai 400020		500,000	Ch.no 360758 UCO bank Ranchi	2004-2005
		159, church gate reclamation industry house Mumbai 400020		500,000	Ch.no 360592, UCO bank Ranchi	2004-2005
		159, church gate reclamation industry house Mumbai 400020		500,000	Ch.no 360615 UCO bank Ranchi	2004-2005
		159, church gate reclamation industry house Mumbai 400020		500,000	Ch.no 360593 UCO bank Ranchi	2004-2005
		159 churchgate reclamation industry house Mumbai		300,000	Ch.no. 359236,UCO bank Mumbai	2004-2005
2	Torrent Power Limited	Address not given	13,00,00,000 (Rs 13 crores)	25,000,000	Cheque No. 698431 Date 17.03.2009HDFC	2008-2009
		Torrent House off Ashram Road-Ahmedabad		25,000,000	698476HDFC Bank	2009-2010
		Torrent House Off Ashram Road Ahmedabad		10,000,000	Cheque No 696876 HDFC Bank Ahmedabad	2007-2008
		Torrent House Opp Ashram Road Ahmedabad		10,000,000	Cheque No 696956 HDFC Bank Ahmedabad	2007-2008
		Torrent House off Ashram Road-Ahmedabad		10,000,000	698482HDFC Bank	2009-2010
		Torrent House off Ashram Road-Ahmedabad		10,000,000	698553HDFC BANK	2009-2010
		Torrent House off Ashram Road-Ahmedabad		10,000,000	699068HDFC BANK	2009-2010
		Torrent House, Ashram Road Ahmedabad-09		10,000,000	700915HDFC BANK	2010-2011
		Torrent House, Office- Ashram Road, Ahmedabad		10,000,000	700941HDFC BANK	2010-2011



Details of Top 10 Named Contributors Donating above Rs 20,000 to BJP between FY 2004-05 & 2011-12 from all over India						
S.No	Name	Complete Address of the Contributing Person / Company	Total Donation (In Rs.)	Amount of Contribution (In Rs.)	Mode of Contributions (Cheque / DD / Cash)	Financial Year
		Torrent House, Office- Ashram Road, Ahmedabad		10,000,000	700988HDFC BANK	2010-2011
3	Asianet V Holding Pvt. Ltd.	Jay Chambers Service road, Mumbai	10,00,00,000 (Rs 10 crores)	50,000,000	630451Corporation Bank	2009-2010
		Jay Chambers Service road, Mumbai		50,000,000	RTGSCorporation Bank	2009-2010
4	Public & Political Awareness Trust	1/1/2, Chinchpada, Sitvassa-396230 (D & NG)	9,00,00,000 (Rs 9 crores)	50,000,000	RTGS Thru. HDFC Bank	2011-2012
		Silvasa		20,000,000	486381 HDFC Bank New Delhi	2004-2005
		Silvasa		15,000,000	Ch.no. 486678,79, HDFC bank ltd silvasa	2004-2005
		Dadra & nagar haveli		5,000,000	Ch.no. 486378 HDFC bank silvasa	2004-2005
5	Electoral Trust	52 mittal tower A wing nariman point Mumbai	6,82,49,457 (Rs 6.82 crores)	26,787,324	UCO bank churchgate Mumbai	2004-2005
		Mittal Tower A Wing Nanman Point Mumbai-21		16,880,597	107093ICICI Bank	2009-2010
		Tower A Wing Nanman Point Mumbai-21		15,447,761	107077ICICI Bank	2009-2010
		Tower A Wing Nanman Point Mumbai-21		5,117,698	107084ICICI Bank	2009-2010
		Mittal Tower A Wing Nanman Point Mumbai-21		3,178,659	107089ICICI Bank	2009-2010
		Mittal Tower A Wing Nanman Point Mumbai-21		837,418	107099ICICI Bank	2009-2010
6	Videocon Industires Ltd	12 th floor vidiocn tower Jhandewalan Extn ND 55	6,25,59,382 (Rs 6.25 crores)	7,500,000	327375The Bank of Jharkhand	2009-2010
		2 <sup>nd</sup> Floor, Fort House, 221 D.N.Road, Fort, Mumbai – 400 001		29,691	Cheque No 620868 Date 13.05.2008The Federal Bank Ltd, Fort,	2008-2009
		2 <sup>nd</sup> Floor, Fort House 221 D.N. Road		29,691	Cheque No 0 03015 Date 06.01.2009The Federal Bank Ltd	2008-2009
		Fort, Mumbai 400 001.		20,000,000	Cheque No. 4374 Date State Bank of India	2008-2009
		4 <sup>TH</sup> FLOOR, VIDEOCON HOUSE. B/H. URJA SWASTIK CHAR RASTA AHMEDABAD-380009		10,000,000	43287Federal Bank	2009-2010
		Market Chambers, V Nariman Point, Mumbai-400025		25,000,000	Cheque No 994250 SBI Bharuch	2007-2008
7	Bharti Electoral Trust	Qutab Ambence H 5/12 Mehrauli Road	6,10,00,000 (Rs 6.10 crores)	1,000,000	8493HDFC Bank	2009-2010
		H-5/12, Qutab Ambience, Mehrauli Rd. New Delhi		10,000,000	Cheque No. 8477 Date 18.11.08 HDFC Bank, K.G. Marg	2008-2009
		H-5/12, Qutab Ambience, Mehrauli Rd. New Delhi		30,000,000	Cheque No. 8484 Date 12.03.2009HDFC	2008-2009
		H-5/12, Qutab Ambience, Mehrauli Rd. New Delhi		20,000,000	Cheque No. 8488 Date 27.03.2009HDFC	2008-2009

Details of Top 10 Named Contributors Donating above Rs 20,000 to BJP between FY 2004-05 & 2011-12 from all over India						
S.No	Name	Complete Address of the Contributing Person / Company	Total Donation (In Rs.)	Amount of Contribution (In Rs.)	Mode of Contributions (Cheque / DD / Cash)	Financial Year
8	SHRI POPATBHAI UKABHAI VEKARIYA	SHITAL, ALAP HERITES AA/5,SATYSAI HEART HOSPITAL ROAD, KALAVAD ROAD, RAJKOT- 360005	5,00,00,000 (Rs 5 crores)	50,00,000	Cheque No. 933283 Date 06.10.2008HDFC Bank	2008-2009
9	Sainath Enterprises	216, Shah & Nahar Industiral Estate, Dr. E. Moses Road, Morli Worli, Mumbai-400018	4,96,00,000 (Rs 4.96 crores)	3,00,000	822188 HDFC BANK CHRUCHGATE MUMBAI-20	2010-2011
		216,shah &nahar Industrial Estate Dr.E.Moses Road Worli Mumbai		5,00,000	2910 Katak Mahindra Bank	2011-2012
		216,shah &nahar Industrial Estate Dr.E.Moses Road Worli Mumbai		5,00,000	3319Kotak Mahindra Bank Nariman Point -21	2011-2012
		216,shah &nahar Industrial Estate Dr.E.Moses Road Worli Mumbai		5,00,000	2349 Kotak Mahindra Bank	2011-2012
		216,shah &nahar Industrial Estate Dr.E.Moses Road Worli Mumbai		5,00,000	3658 Kotak Mahindra Bank Nariman Point -21	2011-2012
		216,shah &nahar Industrial Estate Dr.E.Moses Road Worli Mumbai		3,00,000	3254 Katak Mahindra Bank	2011-2012
		216,shah &nahar Industrial Estate Dr.E.Moses Road Worli Mumbai		3,00,000	2345 Kotak Mahindra Bank	2011-2012
		216,shah &nahar Industrial Estate Dr.E.Moses Road Worli Mumbai		3,00,000	2637 Kotak Mahindra Bank	2011-2012
		216,shah &nahar Industrial Estate Dr.E.Moses Road Worli Mumbai		5,00,000	RTGS Bank Of Mahrastra	2011-2012
		216, Shah & Nahar Industrial Estate,Dr. E. Moses Road, Worli,Worli, Mumbai 400 018		3,00,000	750 Kotak Mahindra Bank Nariman Point -21	2011-2012
		216, Shah & Nahar Industrial Estate,		3,00,000	1099 Kotak Mahindra Bank Nariman Point -21	2011-2012
		216, Shah & Nahar Industrial Estate,Dr. E. Moses Road, Worli,Worli, Mumbai 400 018		300,000	822388 HDFC churchgate Mumbai -20	2011-2012
		216, Shah & Nahar Industrial Estate,Dr. E. Moses Road, Worli,Worli, Mumbai 400 018		3,00,000	544 Kotak Mahindra Bank Nariman Point -21	2011-2012
		216, Shah & Nahar Industrial Estate,Dr. E. Moses Road, Wor1i,Worli, Mumbai 400 018		300,000	906472 HDFC Bank churchgate Mumbai -20	2011-2012
		216, Shah & Nahar Industrial Estate,Dr. E. Moses Road, Worli,Worli, Mumbai 400 018		3,00,000	820 Kotak Mahindra Bank Nariman Point -21	2011-2012
10	PUNJ LLOYD LTD.	Constitutional Area, Sector 32, Gurgoan 122001, Haryana	4,60,00,000 (Rs 4.60 crores)	1,00,000	428244Indusind Bank	2009-2010
		Instutional area sector 32 Gurgaon- 1220001		15,00,000	212872SBI	2009-2010
		17-18 Nehru Place, New Delhi 19		10,00,000	000710 Citi Bank New Delhi	2004-2005
		Punj Lloyd House 17-18 Nehru Place ND- 19		10,00,000	Cheque No 533630 DCB Ltd. New Delhi	2007-2008
		Punj Lloyd House 17-18 Nehru Place ND- 19		10,00,000	Cheque No 329279 SBI Overseas Branch New Delhi	2007-2008

Table: Top 10 named contributors donating above Rs 20,000 to BJP between FY 2004-05 & 2011-12 from all over India

**Nationalist Congress Party:**

Details of Top 10 Named Contributors Donating above Rs 20,000 to NCP between FY 2004-05 & 2011-12 from all over India						
S.No	Name	Address of the Contributing Person / Company	Total Donation (In Rs.)	Amount Contributions (In Rs.)	Mode of the Contribution (Cheque / DD / Cash)	Financial year
1	Videocon Industries Limited	Fort House 2nd Floor, 221 Dr. D.N. Road Mumbai	2,00,00,000	10,000,000	Cheque No- 207760 Date- 10-01-2012, Drawn on The Federal Bank Limited Mumbai	2011-2012
		Fort House, 2nd Floor, 221 - Dr. D. N. Road Mumbai-400001		10,000,000	Cheque No 592174 Date 22.10. 2007 The Federal Bank Ltd. Fort Branch, Mumbai	2007-2008
2	Ambhuja Ciment Ltd.	106, Market Chambers-3, Narimon Point, Mumbai-21	1,00,00,000	10,000,000	RC. No. 4026	2008-2009
3	Hindustan Construction Company Limited	Hindcon House LBS Marg, Vikhroli West, Mumbai- 400 083	1,00,00,000	10,000,000	Ch. No.233778/Dated- 10.04.2009, ICICI BANK LTD, MUMBAI	2009-2010
4	Infina Finance Pvt. Ltd.	1st Floor, Navsari Ltd. D.N. Road Fort, Mumbai-400001	1,00,00,000	10,000,000	RC. No. 4031	2008-2009
5	Nippon Investment & Finance Co. Pvt. Ltd.		1,00,00,000	10,000,000	RC. No. 4030	2008-2009
6	Satya Electrol Trust	Aravali Crescent , 1 - Nelson Mandela Road, Vasant Kunj-II, New Delhi-110070	1,00,00,000	10,000,000	DD.No.339647/Dated.28.04.2009, HDFC Bank Kailash Bldg, New Delhi	2009-2010
7	Torrent Power Ltd.	Navrang Pura, Ahemadabad, Guarat-380009	1,00,00,000	10,000,000	RC. No. 4028	2008-2009
8	Value Industries Ltd.		1,00,00,000	10,000,000	RC. No. 4029	2008-2009
9	Vijay Associate (Wadhwa) Co. Pvt. Ltd.	C- 59 Platina, 3rd Floor, Bandra Kurla Compled, Mumbai-400051	1,00,00,000	10,000,000	Cheque No- 474028 Date 30-01-2012 Drawn on ICICI Bank, Bandra (W), Mumbai	2011-2012
10	Unichem Laboratories Ltd.	Mahalaxmi, Mumbai	60,00,000	6,000,000	RC. No. 4027	2008-2009

**Table: Top 10 named contributors donating above Rs 20,000 to NCP between FY 2004-05 & 2011-12 from all over India**

**Communist Party of India:**

Details of Top 10 Named Contributors Donating above Rs 20,000 to CPI between FY 2004-05 & 2011-12 from all over India						
S.No.	Name	Complete Address of the Contributing Person / Company	Total Donation (In Rs.)	Amount of Contribution (In Rs.)	Mode of Contribution (Cheque / DD / Cash)	Financial Year
1	Communist Party of India State Party- Election Fund & Membership	Bihar State Council, Ajoy Bhavan, Langartoli Patna- 800004	99,18,660	50,000	Demand Draft	2011-2012
		Kerala State Council M.N. Smarakam Thycade , Thiruvananthapuram Kerala- 695014		100,000	Demand Draft	2010-2011
		Karnataka State Council Ghatte Bhawan, G.D. Park Extn. Vayyalikawal, Bangalore		50,000	Demand Draft	2010-2011
		Goa State Council Velhas Building Opp. Municipal Garden Panjim Goa-403001		25,000	Demand Draft	2010-2011
		Maharashtra State Council 314, Raj Bhavan S.V. Patel Road Mumbai-400004		50,000	Demand Draft	2010-2011
		West Bengal State Council Bhupesh Bhavan 162, B. Acharya, J.C. Bali Road Kolkata-700014		100,000	Demand Draft	2010-2011
		Manipur State Council Irabat Bhawan Complex Bir Tikendrajit Road Imphal-795001		100,000	CASH	2010-2011
		Puducherry State Council V. Subbaiah Illam No-66, Cuddalore Road Puducherry-605004		25,000	Demand Draft	2010-2011
		MP State Council Shakir Sadan, Patel Nagar Labour Colony Bhopal-61620001 MP		26,375	Demand Draft	2010-2011
		AP State Council Makdoom Bhawan Himayat Nagar Hyderabad-500029		10,000	CASH	2010-2011
		Bihar State Council Ajoy Bhawan, Langartoli Patna-800004, Bihar		312,000	Demand Draft	2010-2011
		Bihar State Council Ajoy Bhawan, Langartoli Patna-800004, Bihar		68,700	Demand Draft	2010-2011
		Assam State Council Rajgarh Road Guwahati -781003 (Assam)		36,830	Demand Draft	2010-2011
		Jharkhand State Council Eblert Ekka Chowk Ranchi - 834001		50,000	CASH	2010-2011
		Karnataka State Council Ghatte Bhawan, G.D. Park Extn. Vayyalikawal, Bangalore-560003		30,300	Demand Draft	2010-2011
		Orissa State Council Bhagbati Bhawan 16, Ashok Nagar, Unit-II Bhubneshwar-751009		107,110	Demand Draft	2010-2011
		Maharashtra State Council 314, Raj Bhavan S.V. Patel Road Girgaon, Mumbai-400004		96,590	Demand Draft	2010-2011

**Details of Top 10 Named Contributors Donating above Rs 20,000 to CPI between FY 2004-05 & 2011-12 from all over India**

S.No.	Name	Complete Address of the Contributing Person / Company	Total Donation (In Rs.)	Amount of Contribution (In Rs.)	Mode of Contribution (Cheque / DD / Cash)	Financial Year
		Manipur State Council Irabat Bhawan Complex Bir Tikendrajit Road Imphal-795001 (Manipur)		30,580	Demand Draft	2010-2011
		Manipur State Council Irabat Bhawan Complex Bir Tikendrajit Road Imphal-795001 (Manipur)		20,000	Demand Draft	2010-2011
		Kerala State Council M.N. Smarakam Thycade , Thiruvananthapuram Kerala- 695014		529,285	Demand Draft	2010-2011
		Chhattisgarh State Council Sector-2, D-32, Debendra Nagar Raipur-492001		26,300	Demand Draft	2010-2011
		UP State Council 22, Kaiser Bagh Lucknow -226001		106,300	Demand Draft	2010-2011
		Punjab State Council Ajoy Bhavan, 345 Sector-21-A Chandigarh-160023		87,370	Demand Draft	2010-2011
		Rajasthan State Council Swami Kumaranand Bhawan Haltroi, Jaipur-302001		20,000	Demand Draft	2010-2011
		Tamil Nadu State Council No-48, 10th Avenue Ahok Nagar, Chennai-83		154,925	Cheque	2010-2011
		Assam State Council, Rajgarh Road Guwahati- 781003		37,400	<b>Demand Draft</b>	<b>2011-2012</b>
		Chhattisgarh State Council, D-32, 1st Floor, Sector-2, Debendra Nagar, Raipur- 492001		30,160	<b>Cash</b>	<b>2011-2012</b>
		Jharkhand State Council, Elbert Ekka Chowk Ranchi- 834001		63,490	<b>Cash</b>	<b>2011-2012</b>
		Karnataka State Council, Ghat Bhavan G.D. Park Extn. Vayyalikaval Bangalore- 560003		29,345	<b>Demand Draft</b>	<b>2011-2012</b>
		Kerala State Council, M.N. Smarakam Thycad Thiruvananthapuram Kerala- 695014		39,015	<b>Bank Transfer</b>	<b>2011-2012</b>
		Kerala State Council, M.N. Smarakam Thycad Thiruvananthapuram Kerala- 695014		500,000	<b>Cash</b>	<b>2011-2012</b>
		Kerala State Council, M.N. Smarakam Thycad Thiruvananthapuram Kerala- 695014		50,000	<b>Demand Draft</b>	<b>2011-2012</b>
		Kerala State Council, M.N. Smarakam Thycad Thiruvananthapuram Kerala- 695014		50,000	<b>Demand Draft</b>	<b>2011-2012</b>
		Madhya Pradesh State Council, Sakir Sadan, Patel Nagar Labour Colony Nr. Bharat Talkies, Bhopal- 462001		36,540	<b>Demand Draft</b>	<b>2011-2012</b>

**Details of Top 10 Named Contributors Donating above Rs 20,000 to CPI between FY 2004-05 & 2011-12 from all over India**

S.No.	Name	Complete Address of the Contributing Person / Company	Total Donation (In Rs.)	Amount of Contribution (In Rs.)	Mode of Contribution (Cheque / DD / Cash)	Financial Year
		Manipur State Council, Irabot Bhavan Complex Bir Tikendrajit Road Imphal- 795001		51,915	<b>Demand Draft</b>	<b>2011-2012</b>
		Manipur State Council, Irabot Bhavan Complex Bir Tikendrajit Road Imphal- 795001		90,700	<b>Demand Draft</b>	<b>2011-2012</b>
		Punjab State Party, Ajoy Bhavan, 345 Sector- 21A Chandigarh- 169023		50,000	<b>Demand Draft</b>	<b>2011-2012</b>
		Punjab State Party Ajoy Bhavan, 345 Sector- 21A Chandigarh- 169023		50,000	<b>Demand Draft</b>	<b>2011-2012</b>
		Punjab State Party Ajoy Bhavan, 345 Sector- 21A Chandigarh- 169023		90,000	<b>Demand Draft</b>	<b>2011-2012</b>
		Rajasthan State Council, Swami Kumaranand Bhavan Hatroi Road, BD. Shalimar Cinema Jaipur- 302001		25,000	<b>Demand Draft</b>	<b>2011-2012</b>
		Tripura State Council , Thekur Pally Road Krishna Nagar, P.O. Agarthala- 799001		20,000	<b>Demand Draft</b>	<b>2011-2012</b>
		Uttar Pradesh State Council, 22, Kaisar Bagh, Lucknow- 226001		111,390	<b>Cheque</b>	<b>2011-2012</b>
		West Bengal State Council, Bhupesh Bhavan- 162-B, Acharya, J.C. Bose Road Kolkata		375,040	<b>Demand Draft</b>	<b>2011-2012</b>
		West Bengal State Council, Bhupesh Bhavan- 162-B, Acharya, J.C. Bose Road Kolkata		100,000	<b>Demand Draft</b>	<b>2011-2012</b>
		T.N State Council ,Communist Party Of Inida Balan Illam, T. Nagar 19, Chevaliar Sivaji Ganesan Salai Chennai 600017		100,000	DD	2008-2009
		W.B. State Council Communist Party of India, Bhupesh Bhavan 162-B, Acharya J.C. Bose Road Kolkatta-700014		300,000	Cheque	2009-2010
		Rajasthan State Council Communist Party of India , Swami Kumaranand Bhavan Hathroi Rd, Bh. Shalimar Cinema Jaipur-302001		21,000	Cheque	2009-2010
		Makhdoom Bhavan Himayat Nagar Hyderabad		500,000	Cash	2008-2009
		Mokhdoom Bhavan Himayat Nagar Hyderabad		200,000	D.D.	2007-2008
		Makhdoom Bhavan, Himayat Nagar, Hyderabad-500029		100,000	Cheque	2009-2010
		<b>Address not given</b>		30,000	<b>Cheque</b>	<b>2011-2012</b>
		Kerala State Council CPI, M.N. Smarakam Thycaud Thiruvananthapuram Kerala- 695014		500,000	Cheque	2009-2010

Details of Top 10 Named Contributors Donating above Rs 20,000 to CPI between FY 2004-05 & 2011-12 from all over India						
S.No.	Name	Complete Address of the Contributing Person / Company	Total Donation (In Rs.)	Amount of Contribution (In Rs.)	Mode of Contribution (Cheque / DD / Cash)	Financial Year
		Kerala State CPI , M.N Smarakam Thycaud Thiruvananthapuram		1,000,000	DD	2007-2008
		Kerala State CPI , M.N Smarakam Thycaud Thiruvananthapuram		500,000	DD	2008-2009
		Maharashtra State Council, CPI, 314 Raj Bhavan, S.V Patel Road Girgaon, Mumbai 400004		30,000	DD	2008-2009
		Maharashtra State Council Communist Party of India , 314, Raj Bhavan, S.V. Patel Road, Khetwadi 7th Lane Girgaon, Mumbai-400004		25,000	Cheque	2009-2010
		Goa State CPI, Velho's Building Panjim, Goa		25,000	Cash	2007-2008
		Goa State CPI, Velho's Building Panjim, Goa		25,000	DD	2007-2008
		Manipur State Council , Communist Party Of Inida Irabot Bhavan Complex Bir Tikendrajit Road Imphal 795001		100,000	DD	2008-2009
		A P State Council CPI Makhdoom Bhavan, Himayat Nagar, Hyderabad-500 029		2,000,000	Cheque	2009-2010
		M.P State CPI, Shakir Sadan Patel Nagr Labour Colony Bhopal (MP)		450,000	DD	2007-2008
2	A.B Bardhan	General Secretary CPI, Ajoy Bhavan 15, Indrajit Gupta Marg New Delhi -2	82,65,400	20,000	Cash	2004-2005
		General Secretary CPI, Ajoy Bhavan 15, Indrajit Gupta Marg New Delhi -2		20,000	Cash	2004-2005
		General Secretary CPI, Ajoy Bhavan 15, Indrajit Gupta Marg New Delhi -2		20,000	Cash	2004-2005
		General Secretary CPI, Ajoy Bhavan 15, Indrajit Gupta Marg New Delhi -2		100,000	Cash	2004-2005
		General Sectetary CPI,Ajoy Bhavan 15, Indrajit Gupta Marg New Delhi-2		495,600	Cash	2005-2006
		General Sectetary CPI,Ajoy Bhavan 15, Indrajit Gupta Marg New Delhi-2		236,500	Cash	2005-2006
		General Sectetary CPI,Ajoy Bhavan 15, Indrajit Gupta Marg New Delhi-2		175,300	Cash	2005-2006
		General Secretary CPI, Ajoy Bhavan, 15 Indrajit Gupta Marg		50,000	Cash	2006-2007
		General Secretary CPI, Ajoy Bhavan, 15 Indrajit Gupta Marg		20,000	Cheque	2006-2007
		General Secretary CPI, Ajoy Bhavan, 15 Indrajit Gupta Marg		200,000	Cash	2006-2007
		General Secretary CPI, Ajoy Bhavan, 15 Indrajit Gupta Marg		25,000	Cash	2006-2007



**Details of Top 10 Named Contributors Donating above Rs 20,000 to CPI between FY 2004-05 & 2011-12 from all over India**

S.No.	Name	Complete Address of the Contributing Person / Company	Total Donation (In Rs.)	Amount of Contribution (In Rs.)	Mode of Contribution (Cheque / DD / Cash)	Financial Year
		General Secretary CPI, Ajoy Bhavan, 15 Indrajit Gupta Marg		25,000	Cheque	2006-2007
		General Secretary CPI, Ajoy Bhavan 15, Indrajit Gupta Marg		72,000	Cash	2007-2008
		General Secretary CPI, Ajoy Bhavan 15, Indrajit Gupta Marg		30,000	Cash	2007-2008
		General Secretary CPI, Ajoy Bhavan 15, Indrajit Gupta Marg		33,000	Cah	2007-2008
		General Secretary CPI, Ajoy Bhavan 15, Indrajit Gupta Marg		320,000	Cash	2007-2008
		General Secretary CPI, Ajoy Bhavan 15, Indrajit Gupta Marg		110,000	Cash	2007-2008
		General Secretary CPI, Ajoy Bhavan 15, Indrajit Gupta Marg		250,000	Cash	2007-2008
		15 Indrajit Gupta Marg New Delhi		60,000	Cheque	2008-2009
		15 Indrajit Gupta Marg New Delhi		130,000	Cash	2008-2009
		15, Indrajit Gupta Marg New Delhi		30,000	DD	2008-2009
		15 Kotla Marg New Delhi-2		550,000	Cash	2009-2010
		15 Kotla Marg New Delhi-2		50,000	Cash	2009-2010
		15 Kotla Marg New Delhi-2		200,000	Cash	2009-2010
		15 Kotla Marg New Delhi-2		201,000	Cash	2009-2010
		15 Kotla Marg New Delhi-2		50,000	Cheque	2009-2010
		Ajoy Bhavan, 15. Com. Indrajit Gupta Marg, New Delhi -2		200,000	CASH	2010-2011
		Ajoy Bhavan, 15. Com. Indrajit Gupta Marg, New Delhi -2		40,000	CASH	2010-2011
		Ajoy Bhavan, 15. Com. Indrajit Gupta Marg, New Delhi -2		2,000,000	CASH	2010-2011
		Ajoy Bhavan 15 Com. Indrajit Gupta Marg New Delhi-2		2,042,000	<b>Cash- Collection</b>	<b>2011-2012</b>
		15 Kotla Marg New Delhi-2		510,000	Cash	2009-2010
3	Aziz Pasha	16B Ferozeshah Road New Delhi	30,20,000	20,000	Cash	2007-2008
		16-B, Ferozeshah Road New Delhi-1		3,000,000	CASH	2010-2011
4	D. Raja	309 V.P. House Rafi Marg, New Delhi-1	29,97,984	1,115,334	Cash	2009-2010
		309 V.P House New Delhi		300,000	DD	2005-2006
		309 V.P. House Rafi Marg, New Delhi-1		140,000	Cash	2009-2010
		309 V.P House Rafi Marg New Delhi 281 Kohat Enclave Pitampura		150,000	Cash	2006-2007
		309 V.P House New Delhi		452,100	Cash	2005-2006
		309 V.P House		210,000	Cash	2008-2009
		309, V.P. House, Rafi Marg New Delhi-1		80,000	CASH	2010-2011
		309, V.P. House, Rafi Marg New Delhi-1		300,000	CASH	2010-2011



Details of Top 10 Named Contributors Donating above Rs 20,000 to CPI between FY 2004-05 & 2011-12 from all over India						
S.No.	Name	Complete Address of the Contributing Person / Company	Total Donation (In Rs.)	Amount of Contribution (In Rs.)	Mode of Contribution (Cheque / DD / Cash)	Financial Year
		309 V.P House New Delhi		100,000	Cash	2005-2006
		309,V.P House Rafi Marg New Delhi		150,550	Cash	2007-2008
5	Gurudas Dasgupta	24 Canning Lane New Delhi	17,50,000	25,000	Cash	2005-2006
		M.P 15, Canning Lane New Delhi		100,000	DD	2006-2007
		15 canning Lane New Delhi		25,000	Cash	2009-2010
		35-36, DDU Marg New Delhi-2		1,500,000	CASH	2010-2011
		35-36, DDU Marg New Delhi-2		100,000	CASH	2010-2011
6	S. Sudhakar Reddy	602, Swarna Jayanti Appts. New Delhi-110001	17,42,000	25,000	CASH	2010-2011
		602, Swarna Jayanti Appts. New Delhi-110001		25,000	CASH	2010-2011
		602, Swarna Jayanti Appts. New Delhi-110001		25,000	CASH	2010-2011
		602, Swarna Jayanti Appts. New Delhi-110001		25,000	CASH	2010-2011
		602, Swarna Jayanti Appts. New Delhi-110001		25,000	CASH	2010-2011
		602, Swarna Jayanti Appts. New Delhi-110001		25,000	CASH	2010-2011
		602, Swarna Jayanti Appts. New Delhi-110001		25,000	CASH	2010-2011
		602, Swarna Jayanti Appts. New Delhi		1,050,000	Cash- Collection	2011-2012
		602, Swarna Jayanti Appts. New Delhi		370,000	Cheque	2011-2012
		D/1, MS Flats, BKS Marg New Delhi		20,000	Cheque SBI	2005-2006
		DI MS Flats B.K.S Marg New Delhi		50,000	Cash	2004-2005
		D-1, M.S Flats BKS Marg, New Delhi-1		2,000	Cheque	2006-2007
		D-1, MS Flats, BKS Marg New Delhi		20,000	Cheque SBI N.D	2005-2006
		D-1, MS Flats, BKS Marg New Delhi		5,000	Cash	2005-2006
		D-1, MS Flats, BKS Marg New Delhi		50,000	Cash	2005-2006
7	C.H. Venkatachalam	8/63 Ganapathi Street Chennai-600 033	10,00,000	1,000,000	Cheque	2009-2010
8	Kamal Bhagawati	C/o Ajit T. Pathak Rangadeep-20, Natraf Housing Society, Karvajagar Pune-411002	9,00,000	900,000	Cheque	2010-2011
9	Amarjeet Kaur	281 Kohat Enclave Pitampura, Delhi-110034	5,40,552	100,352	Cash	2009-2010
		281 Kohat Enclave Pitampura New Delhi- 100034		30,000	Cash	2004-2005
		281 Kohat Enclave Pitampura, Delhi-110034		180,000	Cash	2009-2010
		281 Rohtak Enclave Pitampura		105,200	Cash	2005-2006
		281, Kohat Enclave Pitampur, Delhi		125,000	Cash	2007-2008

Details of Top 10 Named Contributors Donating above Rs 20,000 to CPI between FY 2004-05 & 2011-12 from all over India						
S.No.	Name	Complete Address of the Contributing Person / Company	Total Donation (In Rs.)	Amount of Contribution (In Rs.)	Mode of Contribution (Cheque / DD / Cash)	Financial Year
10	Atul Kumar Anjaan	15, Indrajit Gupta Marg New Delhi	4,70,000	240,000	Cash	2007-2008
		15 Kotla Marg New Delhi-2		230,000	Cash	2009-2010

Table: Top 10 named contributors donating above Rs 20,000 to CPI between FY 2004-05 & 2011-12 from all over India

**Communist Party of India (Marxist):**

Details of Top 10 Named Contributors Donating above Rs 20,000 to CPM between FY 2004-05 & 2011-12 from all over India						
S. No	Name	Complete Address of the Contributing Person / Company	Total Donation (In Rs.)	Amount of Contribution (In Rs.)	Mode of Contribution (Cheque / DD / Cash)	Financial Year
1	Sew Infrastructure Ltd.	6-3-871, Green Land Road, Begampet, Hyderabad	25,00,000	2,500,000	Cheque No.352593, Dated 21.03.2009 SBI Greater Kailash, New Delhi	2008-2009
2	T.K Rangarajan (MP)	518 V.P House New Delhi	13,60,000	960,000	SBI Parliament House	2011-2012
		518 V.P. House New Delhi		400,000	Ch. No- 323521 & 323522/Dated-27-01-2011	2010-2011
3	P.Rajeev (MP)	223, V.P. House, New Delhi	13,60,000	400,000	Ch. No- 754711/Dated-23-02-2011	2010-2011
		223, V.P House New Delhi		960,000	SBI Parliament House	2011-2012
4	P.R. Ranjan (MP)	415 V.P House New Delhi	13,60,000	960,000	SBI Parliament House	2011-2012
		415, V.P. House New Delhi		400,000	Ch. No-955238/Dated-22-03-2011	2010-2011
5	P.R.Natarajan (MP)	319 V.P. House New Delhi	13,60,000	400,000	Ch. No- 238559/Dated-21-01-2011	2010-2011
		319 V.P House New Delhi		960,000	SBI Parliament House	2011-2012
6	Bajuban Riyan (MP)	170, North Avenue New Delhi	13,00,000	400,000	Ch. No- 176615/Dated-21-01-2011	2010-2011
		170 North Avenue New Delhi		900,000	SBI Parliament House	2011-2012
7	P. Karunakaram (MP)	14 North Avenue New Delhi	13,00,000	900,000	SBI Parliament House	2011-2012
		41, North Avenue, New Delhi		400,000	Ch. No- 475470/Dated-24-02-2011	2010-2011
8	A. Sampath (MP)	305, V.P. House New Delhi	13,00,000	400,000	Ch. No- 782911/Dated-23-02-2011	2010-2011
		305, V.P House New Delhi		900,000	SBI Parliament House	2011-2012
9	Khagan Das (MP)	90, North Avenue, New Delhi	13,00,000	400,000	Ch. No- 165228/Dated-21-01-2011	2010-2011
		90 North Avenue New Delhi		900,000	SBI Parliament House	2011-2012
10	P.K Biju (MP)	209, V.P House New Delhi	13,00,000	900,000	SBI Parliament House	2011-2012
		209, V.P. House ,New Delhi		400,000	Ch. No- 467887/Dated-24-02-2011	2010-2011

Table: Top 10 named contributors donating above Rs 20,000 to CPM between FY 2004-05 & 2011-12 from all over India

## Foreign funding to political parties [FY 2003-04 to 2011-12]

Under **Sections 3 & 4 of the Foreign Contributions (Regulation) Act (FCRA), 1976**, political parties are not permitted to accept contributions from foreign companies or companies in India controlled by foreign companies. Section 293A of Company Act, 1956 states that any company found to have made such a donation will be penalized three times the amount contributed to the party, along with imprisonment of the authorizing officer of up to 3 years.

### Indian National Congress:

S. No.	Name	Complete Address of the Contributing Person / Company	Total Donation (In Rs.)	Amount of Contribution (In Rs.)	Mode of Contribution (Cheque / DD / Cash)	Financial Year
1	Sterlite Industries India Ltd	Dhanraj Mahal 5 <sup>th</sup> Floor Csm Road Apollo Bunder Mumbai-39	6,00,00,000	1,00,00,000	Cheque No- 486677,dt- 27.01.2005 HDFC Bank Ltd silvasa	2004-2005
		Business Square,C –Wing 2 <sup>nd</sup> Floor, Andheri-Kurla Road Chakala, Andheri (East) Mumbai-400093		5,00,00,000	Ch.No.091394/Dtd.02.04.2009 ICICI Bank, Mumbai	2009-2010
2	Sesa Goa Limited	Sesa Ghar, Pottl, Panaji, Goa	2,78,50,000	5,00,000	Cheque No 238460 Dtd. 31.05.2005 Canara Bank Panaji, Goa	2005-2006
		Sesa Ghor ,Panji Goa		12,50,000	Canara Bank Panaji Goa	2007-2008
		Sesa Ghor ,Panji Goa		15,00,000	Canara Bank Panaji Goa	2007-2008
		Sesa Ghar, 20 EDC Complex , Panjim, Goa-403001		30,00,000	Ch.No.548287/Dtd.15.04.2009 Canara Bank Panaji, Goa	2009-2010
		Sesa Ghar, Patto Panaji- GOA		2,00,00,000	RTGS, ICICI Bank, Panaji	2011-2012
		Sesa Ghar, Pottl, Panaji, Goa		2,00,000	Cheque No 913411 Dtd 20.02.2006 Canara Bank Mapusa, Goa	2005-2006
		Sesa Ghar Patto, Panaji Goa		2,00,000	Cheque Canara Bank Panaji	2006-2007
		Sesaghar Patto Panaji		5,00,000	Cheque HDFC bank panaji	2004-2005
		Sesa Ghar Patto Panaji		5,00,000	Cheque Canara bank panaji	2004-2005
		Sesa Ghar Patto Panaji		2,00,000	Cheque Canara bank panaji	2004-2005
3	Solaries Holdings Ltd.	First India Place, Tower C, Mehrauli-Gurgaon Road, Gurgaon, Haryana-122002	1,00,00,000	50,00,000	Ch.No.512059/Dtd.21.03.2009 Standard Chartered Bank, Narain Manzil, 23, Barakhamba Road, New Delhi-110001	2009-2010
		First India Place, Tower C, Mehrauli-Gurgaon Road, Gurgaon, Haryana-122002		50,00,000	Ch.No.512060/Dtd.21.03.2009 Standard Chartered Bank, Narain Manzil, 23, Barakhamba Road, New Delhi-110001	2009-2010
4	Hyatt regency	4/11 Shanti Niketan New Delhi	5,00,000	5,00,000	Cheque No- 046981,dt- 04.05.2004 IDBI bank K.G. marg new delhi	2004-2005
<b>Total</b>			<b>Rs 9,83,00,000 (~Rs 9.83 crores)</b>			

Table: Details of foreign funding to INC between 2003-04 and 2011-12

**Bharatiya Janata Party:**

S. No.	Name	Complete Address of the Contributing Person / Company	Total Donation (In Rs.)	Amount of Contribution (In Rs.)	Mode of Contribution (Cheque / DD / Cash)	Financial Year
1	Public & Political Awareness Trust	1/1/2, Chnchpada, Silvasa	<b>14,50,00,000</b>	5,00,00,000	ch. 486377HDFC BANK,NEW DELHI	2003-2004
		1/1/2, Chinchpada, Silvasa-396230 (D & NG)		5,00,00,000	RTGS Through HDFC Bank	2011-2012
		Silvasa		2,00,00,000	486381 HDFC Bank New Delhi	2004-2005
		Silvasa		1,50,00,000	Ch.no. 486678,79, HDFC bank ltd silvasa	2004-2005
		Dadra & Nagar Haveli		50,00,000	Ch.no. 486378 HDFC bank silvasa	2004-2005
		Padra & Nagar Haveli		50,00,000	Ch.. 486376 HDFC BANK,SILVASA	2003-2004
2	Vedanta The Madras Aluminium Co Ltd		<b>3,50,00,000</b>	3,00,00,000	104791 ICICI Bank	2009-2010
				50,00,000	104792 ICICI Bank	2009-2010
3	Sesa Goa Limited	Sesa ghor 20 EDC complex patto	<b>1,41,50,000</b>	5,00,000	Cheque No. 362506, Canara Bank Panaji	2004-2005
		Sesa ghor 20 EDC complex patto		2,00,000	Cheque No. 364369, Canara Bank Panaji	2004-2005
		Sesa. Ghor 20 EDC Complex Pattc		5,00,000	238464 Canara Bank, Panaji	2005-2006
		SESA GOA LTD. SESA GHOR 20 EDC COMPLEX PATTO, PANAJI-GOA		2,00,000	CHEQUE NO. 913853 CANARA. BANK. PANAJI	2006-2007
		20 EDC Complex Panaji Goa		15,00,000	Cheque No.- 893723 Canara Bank Panaji	2007-2008
		20 EDC Complex Patto Panaji Goa		12,50,000	Chaque No 541344 Canara Bank Panaji	2007-2008
		20 E D Complex Patto Panji, Goa		50,00,000	202831 ICICI Bank	2009-2010
		P O BOX 125, SESA GHOR 20 EDC Complex Patto , Panji Goa – 403001		10,00,000	22753 ICICI Bank	2009-2010
				15,00,000	041450 ICCI Bank Ltd.Panji	2011-2012
		P.O.Box 125 ,Sesa Ghor 20 EDC Complex Patto Panaji – Goa 403001		25,00,000	042277 ICICI Bank Ltd.	2011-2012
4	DOW CHEMICAL INT, P. LTD.	CORPORATE PARK. UNIT NO 1, V.N. PURAV MARS MUMBAI	<b>1,00,000</b>	1,00,000	CHEQUE NO. 9189 CITY BANK. MUMBAI	2006-2007
<b>Total</b>			<b>19,42,50,000 (~Rs 19.42 crores)</b>			

**Table: Details of Foreign Funding of BJP between 2003-04 and 2011-12 from all over India**

## Disclaimer

Source for the data used in the report is the Contribution Statement submitted by the political parties to the Election Commission of India which can be accessed from [http://eci.nic.in/eci\\_main1/PolPar/ContributionReports.aspx](http://eci.nic.in/eci_main1/PolPar/ContributionReports.aspx) and their IT Returns which can be accessed from [myneta.info/party](http://myneta.info/party)

## Contact Details

<b>Media and Journalist Helpline</b>  +91 80103 94248 Email: <a href="mailto:adr@adrindia.org">adr@adrindia.org</a>	Mr Anil Verma Head National Election Watch, Association for Democratic Reforms 011 4165 4200, +91 88264 79910 <a href="mailto:adr@adrindia.org">adr@adrindia.org</a> , <a href="mailto:anilverma@adrindia.org">anilverma@adrindia.org</a>	Prof Jagdeep Chhokar IIM Ahmedabad (Retd.) Founder Member, National Election Watch, Association for Democratic Reforms +91 99996 20944 <a href="mailto:jchhokar@gmail.com">jchhokar@gmail.com</a>	Prof Trilochan Sastry IIM Bangalore Founder Member, National Election Watch, Association for Democratic Reforms +91 94483 53285 <a href="mailto:trilochans@iimb.ernet.in">trilochans@iimb.ernet.in</a>
--	--	---	--